

No. 893,995.

PATENTED JULY 21, 1908.

E. W. GROVE.
NASAL DOUCHE.

APPLICATION FILED OCT. 17, 1907.

Fig. 1.

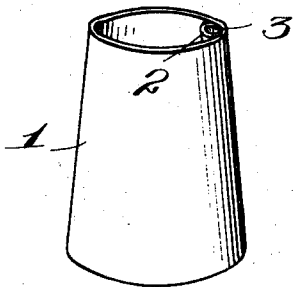


Fig. 2.

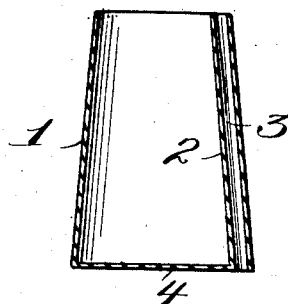


Fig. 3.

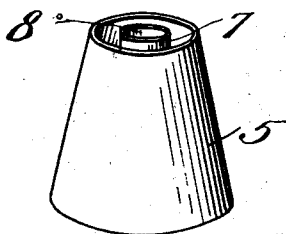


Fig. 4.

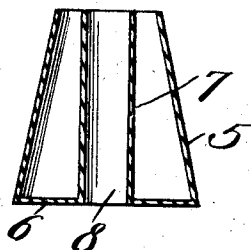
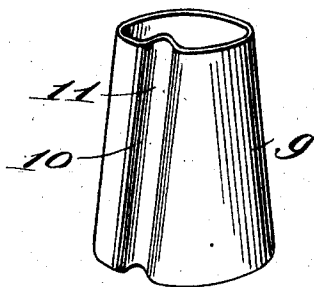


Fig. 5.



Witnesses:

Ed. Kaler
J. B. Keeler

Inventor

Edwin W. Grove

James L. Norris

attys.

UNITED STATES PATENT OFFICE.

EDWIN W. GROVE, OF ST. LOUIS, MISSOURI.

NASAL DOUCHE.

No. 893,995.

Specification of Letters Patent.

Patented July 21, 1908.

Application filed October 17, 1907. Serial No. 397,873.

To all whom it may concern:

Be it known that I, EDWIN W. GROVE, a citizen of the United States, residing in the city of St. Louis and State of Missouri, have invented new and useful Improvements in Nasal Douches, of which the following is a specification.

This invention relates to a nasal douche; and the object thereof is to provide a dispensing device particularly adapted for applying liquid through the nose in order to draw it into the throat and thus obtain a complete application to all parts of the nasal tract without the employing of an atomizer or spraying device.

Further objects of the invention are to provide a nasal douche for nasal purposes which shall be extremely simple in its construction, convenient in use, durable, overcoming the necessity of employing an atomizer or spraying device for applying liquid to the nasal tract, strong, and inexpensive to manufacture.

With the foregoing and other objects in view, the invention consists in the novel construction, combination and arrangement of parts hereinafter more specifically described and illustrated in the accompanying drawings wherein is shown the preferred embodiment of the invention, but it is to be understood that changes, variations and modifications can be resorted to which come within the scope of the claims hereunto appended.

In the accompanying drawings, wherein like characters denote corresponding parts throughout the several views,—Figure 1 is a perspective view on an enlarged scale of a nasal douche in accordance with this invention; Fig. 2 is a vertical sectional view thereof; Fig. 3 is a perspective view on an enlarged scale of a modified form of nasal douche; Fig. 4 is a vertical sectional view of the form shown in Fig. 3, and, Fig. 5 is a perspective view on an enlarged scale of another modified form.

Referring to Figs. 1 and 2 of the drawings in detail, 1 denotes a receptacle of truncated cone-shape. Said receptacle 1 is formed of any suitable material and is provided at one side with a tube 2 forming an upwardly-extending air passage 3 open at each end and of a length equal to the height of the receptacle 1. The body portion and bottom

4 of the receptacle are imperforate and the tube 2 is also imperforate. The bottom 4 is cut away at one edge to receive the lower end of the tube 2, while one side of the tube 2 is secured to the inner face of the body portion of the receptacle. The tube 2 extends upwardly at an inclination; or in other words conforms to the inclination of the body portion of the receptacle in cross section.

Referring to Figs. 3 and 4 in detail, 5 denotes a receptacle which is of truncated cone shape, and 6 denotes the bottom of the receptacle which is cut away approximately centrally to receive the lower end of a vertically-extending tube 7 which constitutes an air passage 8. The latter is of a length equal to the height of the receptacle 5. The bottom 6, as well as the body portion of the receptacle is imperforate and the tube 7 is also imperforate.

Referring to Fig. 5 in detail, 9 denotes a truncated cone shape receptacle having the side thereof indented as at 10 to form an air passage. The receptacle 9 is imperforate and the same is true of the wall 11 of the passage 10. The passage 10 is of a length equal to the height of the receptacle. Each of the receptacles 1, 5 and 9 when used is adapted to contain a liquid so that when the device is inserted in one of the nostrils and the other nostril closed as the patient draws in air through the passage, it will cause the medication in the receptacle to be drawn into the throat, and further obtain a complete application to all parts of the nasal tract. When the device is used the patient's head is thrown back and by such an arrangement it enables the patient to draw the medicament from the receptacle through the nose into the throat, and as before stated the medication will be applied to all parts of the nasal tract without the use of an atomizer or spraying device.

What I claim is—

1. A nasal douche consisting of an imperforate truncated cone-shape receptacle closed bottom and open top and further provided with means to constitute an air passage having each end open and of a length equal to the height of the receptacle, the wall of said passage being imperforate.

2. A nasal douche consisting of a receptacle having the body portion and bottom thereof imperforate and further provided with means to constitute an air passage having each end open of a length equal to the

height of the receptacle, the wall of said passage being imperforate.

3. A nasal douche for nasal purposes comprising a truncated cone-shape receptacle having the body portion and bottom thereof imperforate, and a tube arranged therein of a length equal to the height of the receptacle, said tube forming an air passage extending from the bottom to the top of the receptacle, the wall of said passage being imperforate.

4. A nasal douche for nasal purposes comprising a truncated cone-shape receptacle having the body portion and bottom thereof imperforate, and an inclined tube within the receptacle, of a length equal to the height of the receptacle and forming an air passage extending from the bottom to the top

of the receptacle, the wall of said passage being imperforate.

5. A nasal douche for nasal purposes comprising a truncated cone-shape receptacle provided with means to constitute an inclined air passage of a length equal to the height of the receptacle, said receptacle having the body portion and bottom thereof imperforate and the wall of said passage being imperforate.

In testimony whereof I have hereunto set my hand in presence of two subscribing witnesses.

EDWIN W. GROVE.

Witnesses:

F. W. HAMMERS,
M. L. WILLIAMS.