



US00D910455S

(12) **United States Design Patent** (10) **Patent No.:** **US D910,455 S**
Lowery et al. (45) **Date of Patent:** **** Feb. 16, 2021**

(54) **PACKAGING**

- (71) Applicant: **The Procter & Gamble Company**, Cincinnati, OH (US)
- (72) Inventors: **Jennifer Lynn Lowery**, Blue Ash, OH (US); **Robert Matthew Alexander, III**, San Francisco, CA (US); **Shin May Dominique Mao**, San Francisco, CA (US); **Heather Ann Beck**, San Francisco, CA (US)
- (73) Assignee: **The Procter & Gamble Company**, Cincinnati, OH (US)
- (**) Term: **15 Years**
- (21) Appl. No.: **29/715,348**
- (22) Filed: **Dec. 2, 2019**

Related U.S. Application Data

- (62) Division of application No. 29/650,529, filed on Jun. 7, 2018, now Pat. No. Des. 871,919.

Foreign Application Priority Data

Dec. 20, 2017 (WO) 5797101

(51) **LOC (13) Cl.** **09-01**

(52) **U.S. Cl.**

USPC **D9/629; D9/434**

(58) **Field of Classification Search**

USPC D3/270, 271.1-271.4; D7/510, 514-520, D7/599, 604, 613, 619.2, 623, 628; (Continued)

(56) **References Cited**

U.S. PATENT DOCUMENTS

D382,476 S 8/1997 Bell
D588,909 S * 3/2009 Kim D9/433
(Continued)

Primary Examiner — Sandra L Morris

(74) *Attorney, Agent, or Firm* — Wednesday G. Shipp

(57) **CLAIM**

The ornamental design for packaging, as shown and described above.

DESCRIPTION

The patent or application file contains at least one drawing executed in color. Copies of this patent or patent application publication with color drawing(s) will be provided by the Office upon request and payment of the necessary fee.

FIG. 1 is a perspective view of an embodiment of a packaging;

FIG. 2 is a front view of the embodiment of a packaging shown in FIG. 1;

FIG. 3 is a back view of the embodiment of a packaging shown in FIG. 1;

FIG. 4 is a right side view of the embodiment of a packaging shown in FIG. 1;

FIG. 5 is a left side view of the embodiment of a packaging shown in FIG. 1;

FIG. 6 is a top view of the embodiment of a packaging shown in FIG. 1;

FIG. 7 is a bottom view of the embodiment of a packaging shown in FIG. 1.

FIG. 8 is a perspective view of another embodiment of a packaging;

FIG. 9 is a front view of the embodiment of a packaging shown in FIG. 8;

FIG. 10 is a back view of the embodiment of a packaging shown in FIG. 8;

FIG. 11 is a right side view of the embodiment of a packaging shown in FIG. 8;

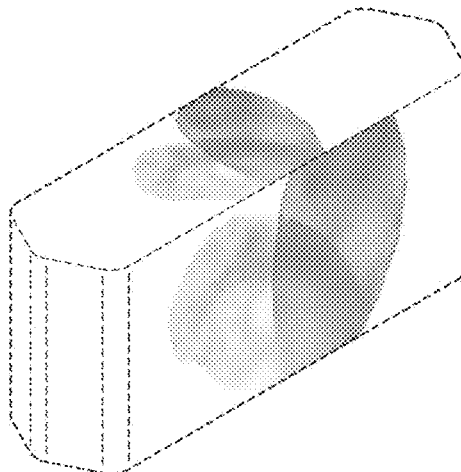
FIG. 12 is a left side view of the embodiment of a packaging shown in FIG. 8;

FIG. 13 is a top view of the embodiment of a packaging shown in FIG. 8; and,

FIG. 14 is a bottom view of the embodiment of a packaging shown in FIG. 8.

The broken line showing is for illustrative purposes only, and forms no part of the claimed design.

1 Claim, 14 Drawing Sheets
(4 of 14 Drawing Sheet(s) Filed in Color)



(58) **Field of Classification Search**

USPC D9/600, 629, 655-664, 667, 500-516,
D9/414-418, 430-434; 206/457, 459.5,
206/527; 215/381-384, 400; 229/116.1,
229/116.2

CPC B65D 5/42; B65D 5/4258; B65D 81/60;
B65D 81/365; B65D 81/366; B65D
81/368; B65D 2203/00; B65D 2203/02;
B65D 37/00; B65D 77/00; B65D 97/00;
A63H 33/16

See application file for complete search history.

(56)

References Cited

U.S. PATENT DOCUMENTS

D588,910 S *	3/2009	Kim	D9/433
D723,926 S	3/2015	Klarin	
D725,479 S	3/2015	Ajichi	
D729,069 S	5/2015	Ajichi	
D730,741 S	6/2015	Reinmuth	
D742,244 S	11/2015	Allen	
D751,917 S	3/2016	Reinmuth	
D772,072 S	11/2016	Klopp	
D801,799 S	11/2017	Boston	
D818,371 S	5/2018	Hablutzel	

* cited by examiner

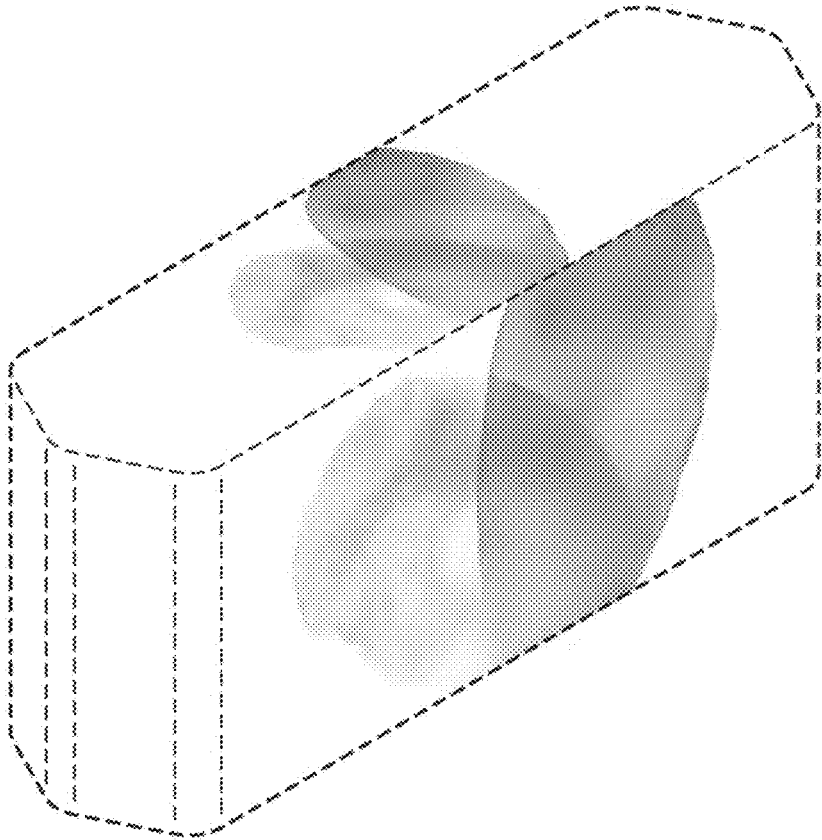


Fig. 1

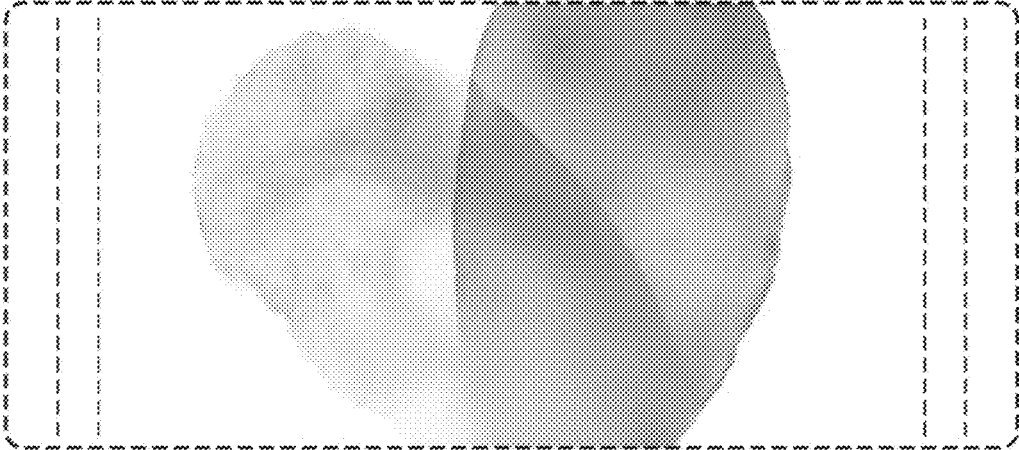


Fig. 2



Fig. 3




Fig. 4




Fig. 5

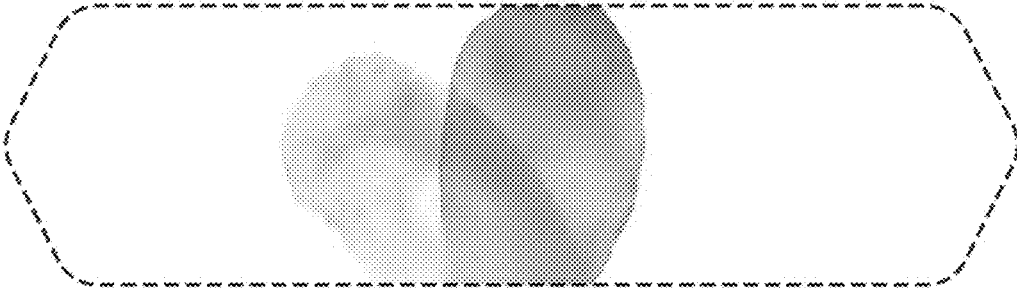


Fig. 6

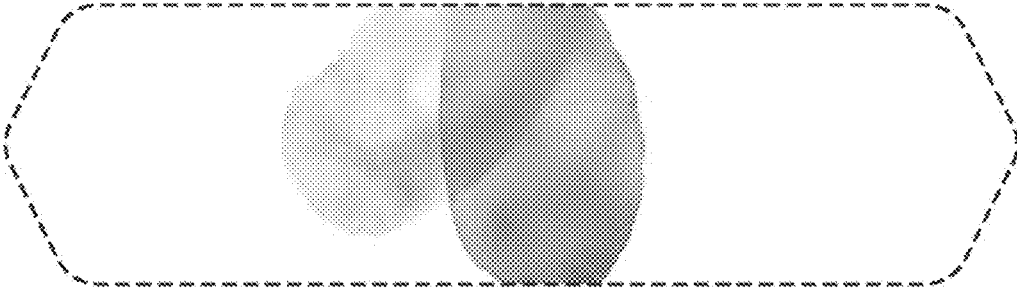


Fig. 7

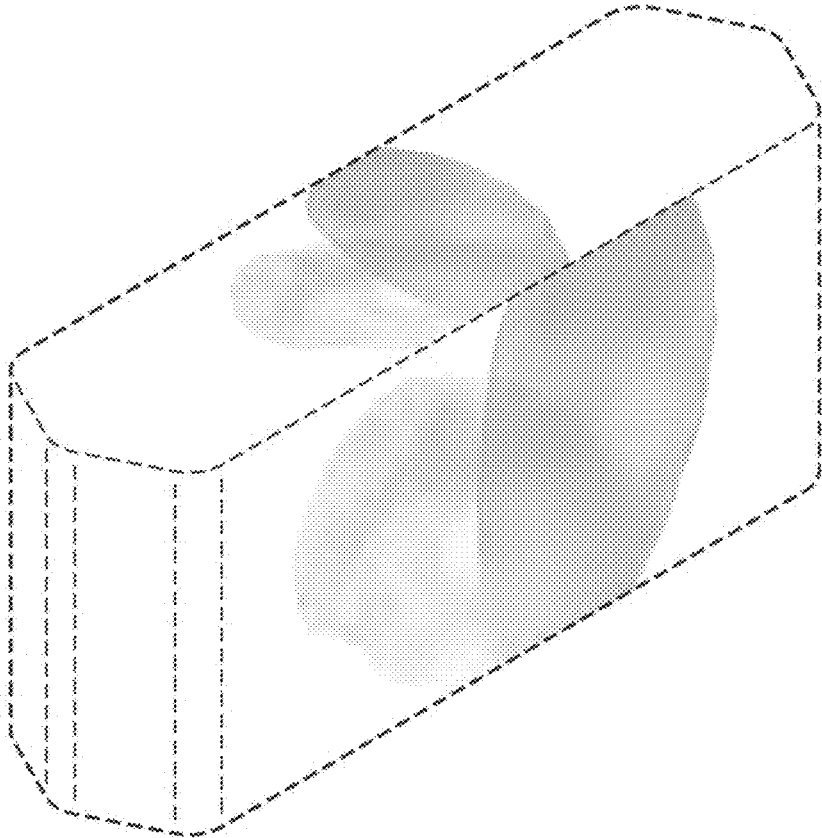


Fig. 8




Fig. 9



Fig. 10




Fig. 11




Fig. 12




Fig. 13




Fig. 14