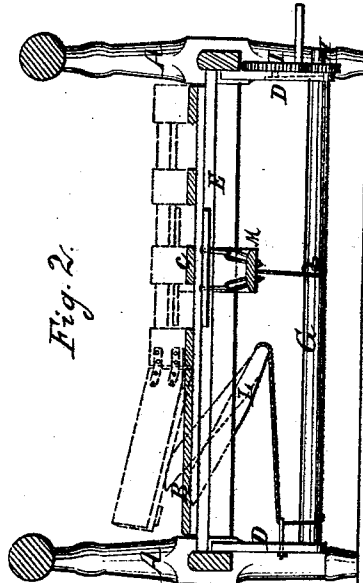
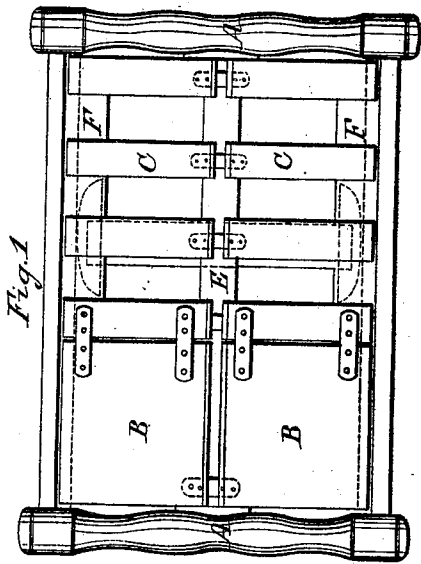


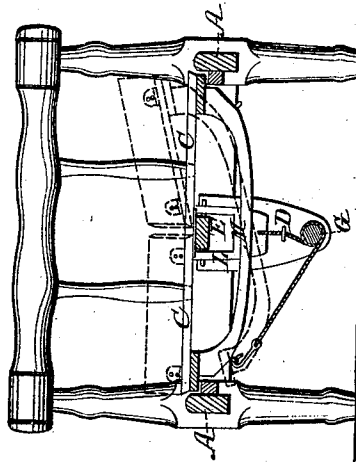
*A. Mattson.*  
*Bed Bottom.*

*N<sup>o</sup> 92,074.*

*Patented Jun. 29, 1869.*



*Fig. 3.*



*Witnesses.*

*Harry King*  
*J. A. Schmitt*

*Inventor*  
*Abel Mattson*  
*Per*

*Alexander Thason*  
*attcy*

# United States Patent Office.

ABEL MATSON, OF BLOCKVILLE, NEW YORK.

Letters Patent No. 92,074, dated June 29, 1869.

## IMPROVED BED-BOTTOM

The Schedule referred to in these Letters Patent and making part of the same.

### To all whom it may concern:

Be it known that I, ABEL MATSON, of Blockville, in the county of Chautauqua, and in the State of New York, have invented certain new and useful Improvements in Bed-Bottom; and do hereby declare that the following is a full, clear, and exact description thereof, reference being had to the accompanying drawings, and to the letters of reference marked thereon, making a part of this specification.

The nature of my invention consists in the construction of a bed-bottom, and in the arrangement of the devices hereafter set forth.

Figure 1 is a plan view of my bed.

Figure 2 is a section view of the same.

Figure 3 is a section view of the same, taken from another point.

Letter A represents the bed-frame to which my bottom is attached.

This bottom is divided into two separate parts; the one, B, is used to elevate the head, or the whole body can be raised to a sitting position; while the parts C are used to move the body from one side to the other, and are independent of each other.

Supported upon the two hangers D, one at each end of the frame, is the bar E, to which the two parts C are hinged, and upon which the principal portion of the weight falls.

The parts B, which elevate the head, are hinged to the parts C, and as the supporting-bars F, which pass along under the edge of the parts C, pass also under the head-piece B, whenever the side-pieces are elevated the head-pieces are raised also. But while the head-pieces are raised, the side-pieces cannot be raised. Secured to the lower ends of the hanging-pieces D,

is the shaft G, by means of which the different portions of the bed are raised and lowered.

Upon the end of this shaft there is placed a small wheel, H, which gears in a second, K, to which a crank is attached.

Pivoted to the bar E, there is a slotted lever, L, which is used to raise the head-pieces B.

To the lower end of this lever there is attached a cord and hook, so as to secure it to the shaft G.

Hanging down from the bar E, and pivoted to it, is a tilting lever, M, which extends entirely across the bed, and is used to raise the side-pieces C.

To each end of this lever there are secured a cord and hook, which are fastened to a staple in the shaft G.

By turning the crank, the head-pieces can be raised to any desired angle, or the side portions can be elevated, so as to shift the body from one side to the other.

Having thus described my invention,

What I claim, and desire to secure by Letters Patent, is—

1. Constructing the bottom of a bed in two portions, which can be used to elevate the head, or shift the body from one side to the other, substantially in the manner and for the purpose set forth.

2. The slotted lever L, and tilting-lever M, shaft G, head and side-pieces B and C, and wheels H and I, when all are combined to form a bed-bottom, substantially as set forth and described.

In testimony that I claim the foregoing, I have hereunto set my hand, this 12th day of April, 1869.

Witnesses:

L. C. FRANK,  
R. MATSON.

ABEL MATSON.