

(12) PATENT
(19) AUSTRALIAN PATENT OFFICE

(11) Application No. AU 199670130 B2
(10) Patent No. 726058

(54) Title
Pyrimidine carboxylates and related compounds and methods for treating
inflammatory conditions

(51)⁶ International Patent Classification(s)
C07D 403/12 C07D 239/42
A61K 031/505 C07D 409/04

(21) Application No: 199670130 (22) Application Date: 1996.08.30

(87) WIPO No: W097/09325

(30) Priority Data

(31) Number	(32) Date	(33) Country
60/003109	1995.09.01	US
08/574406	1995.12.18	US

(43) Publication Date : 1997.03.27
(43) Publication Journal Date : 1997.05.22
(44) Accepted Journal Date : 2000.10.26

(71) Applicant(s)
Signal Pharmaceuticals, Inc.

(72) Inventor(s)
Mark J. Suto; Leah M. Gayo; Moorthy S. S. Palanki; Lynn J.
Ransone-Fong

(74) Agent/Attorney
DAVIES COLLISON CAVE, 1 Little Collins Street, MELBOURNE VIC 3000

OPI DATE 27/03/97 APPLN. ID 70130/96
 AOJP DATE 22/05/97 PCT NUMBER PCT/US96/14089



AU9670130

INT

(51) International Patent Classification ⁶:
C07D 403/12, 239/42, 409/04, A61K 31/505

(11) International Publication Number: **WO 97/09325**

(43) International Publication Date: 13 March 1997 (13.03.97)

(21) International Application Number: PCT/US96/14089
 (22) International Filing Date: 30 August 1996 (30.08.96)

(30) Priority Data:
 60/003,109 1 September 1995 (01.09.95) US
 08/574,406 18 December 1995 (18.12.95) US

(71) Applicant (for all designated States except US): SIGNAL PHARMACEUTICALS, INC. [US/US]; 5555 Oberlin Drive, San Diego, CA 92121 (US).

(72) Inventors; and
 (75) Inventors/Applicants (for US only): SUTO, Mark, J. [US/US]; 12465 Picrus Street, San Diego, CA 92129 (US). GAYO, Leah, M. [US/US]; 12555 Mannix Road, San Diego, CA 92129 (US). PALANKI, Moorthy, S., S. [IN/US]; 602 Crest Drive, Encinitas, CA 92024 (US). RANSONE-FONG, Lynn, J. [US/US]; 4209 Kerwood Court, San Diego, CA 92130 (US).

(74) Agents: PARKER, David, W. et al.; Seed and Berry L.L.P., 6300 Columbia Center, 701 Fifth Avenue, Seattle, WA 98104-7092 (US).

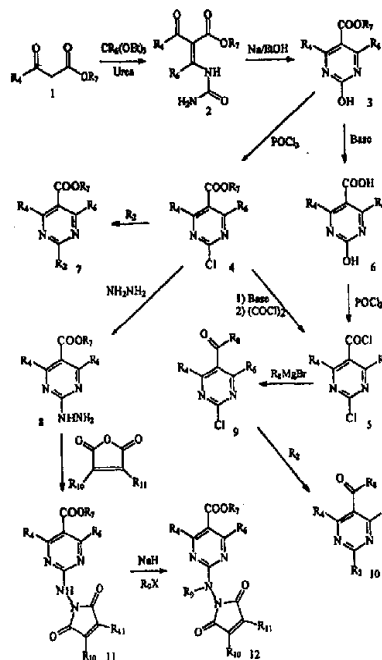
(81) Designated States: AL, AM, AT, AU, AZ, BB, BG, BR, BY, CA, CH, CN, CZ, DE, DK, EE, ES, FI, GB, GE, HU, IL, IS, JP, KE, KG, KP, KR, KZ, LK, LR, LS, LT, LU, LV, MD, MG, MK, MN, MW, MX, NO, NZ, PL, PT, RO, RU, SD, SE, SG, SI, SK, TJ, TM, TR, TT, UA, UG, US, UZ, VN, ARIPO patent (KE, LS, MW, SD, SZ, UG), Eurasian patent (AM, AZ, BY, KG, KZ, MD, RU, TJ, TM), European patent (AT, BE, CH, DE, DK, ES, FI, FR, GB, GR, IE, IT, LU, MC, NL, PT, SE), OAPI patent (BF, BJ, CF, CG, CI, CM, GA, GN, ML, MR, NE, SN, TD, TG).

Published
 With international search report.

(54) Title: PYRIMIDINE CARBOXYLATES AND RELATED COMPOUNDS AND METHODS FOR TREATING INFLAMMATORY CONDITIONS

(57) Abstract

Compounds having utility as anti-inflammatory agents in general and, more specifically, for the prevention and/or treatment of immuno-inflammatory and autoimmune diseases are disclosed. The compounds are pyrimidine-containing compounds and, in one embodiment, are esters of the same. Methods are also disclosed for preventing and/or treating inflammatory conditions by administering to an animal in need thereof an effective amount of a compound of this invention, preferably in the form of a pharmaceutical composition.



DescriptionPYRIMIDINE CARBOXYLATES AND RELATED COMPOUNDS AND
METHODS FOR TREATING INFLAMMATORY CONDITIONS

5

Technical Field

The present invention relates generally to compounds that block intracellular signal transduction and activation of transcription factors, and to methods for preventing or treating immunoinflammatory and autoimmune diseases.

10

Background of the Invention

Signals necessary for cell growth, differentiation, response to bioregulatory molecules, infectious agents and physiological stress involve changes in the rates of gene expression. The ability to respond appropriately to such signaling events challenge the survival of the cell and ultimately the organism. Perturbations in the normal regulation of these specific genetic responses can result in pathogenic events which lead to acute and chronic disease.

In certain autoimmune diseases or chronic inflammatory states, continuous activation of T-cells eventually leads to a self-perpetuating destruction of normal tissues or organs. This is caused by the induction of adhesion molecules, chemotaxis of leukocytes, activation of leukocytes and the production of mediators of inflammation. All of these events are regulated at the level of transcription for the production of new proteins, including cytokines. The production of cytokines, as well as a number of other cellular regulators, is controlled by a family of proteins known as transcription factors (TFs). These transcription factors, when activated, bind to specific regions on the DNA and act as molecular switches or messengers to induce or upregulate gene expression. The activation of these TFs is caused by a variety of external signals including physiological stress, infectious agents and other bioregulatory molecules. Once the plasma membrane receptors are activated, a cascade of protein kinases and second messengers are induced which, in turn, result in the production of

30

RNA transcripts. The end result is the production of proinflammatory proteins via translation and processing of the RNA transcripts.

This activation system can, at times, be very robust. For example, a specific set of external signals could result in a single transcription factor to induce
5 many proteins responsible for a given disease. Therefore, regulating this process by disrupting the production of activated TF(s) has the potential to attenuate the production of the associated pathological proteins, thereby halting or reversing the course of the disease.

Two transcription factors, NF κ B and AP-1, have been shown to regulate
10 the production of many proinflammatory cytokines and related proteins that are elevated in immunoinflammatory diseases. These TFs regulate interleukin-1 (IL-1), interleukin-2 (IL-2), tumor necrosis factor- α (TNF α), interleukin-6 (IL-6) and interleukin-8 (IL-8) levels in a variety of cell types. For example, NF κ B and other related complexes are involved in the rapid induction of genes whose products function
15 in protective and proliferative responses upon exposure of cells to external stimuli. Similarly, AP-1 has a significant role in the regulation of interleukin-2 (IL-2) and tumor necrosis factor- α (TNF- α) transcription during T-cell activation. In addition, TNF- α and IL-1 are strong activators of collagenase, gelatinase and stromelysin gene expression, which require a single AP-1 binding site in the promoter region of these
20 genes. Therefore, an inhibitor of NF κ B and/or AP-1 activation would coordinately repress the activities of a series of proteinases. In addition, cell adhesion molecules are also controlled by these TFs. All of these proteins have been shown to play a role in diseases, including osteoarthritis, transplant rejection, ischemia, reperfusion injury, trauma, certain cancers and viral disorders, and autoimmune diseases such as
25 rheumatoid arthritis, multiple sclerosis, psoriasis, inflammatory bowel disease, glomerulonephritis, lupus and juvenile diabetes. In summary, the role of these TFs is to act as a transducer for certain stimuli that lead to immune, inflammatory, and acute phase responses.

Since many diseases are caused by the inappropriate production of
30 proteins, conventional therapeutic approaches have focused on inhibiting function or

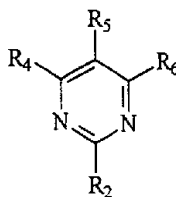
activity of individual effector proteins. These treatments have not always proved to be effective and, at times, are associated with many undesirable side effects. Therefore, there is a need for new therapies for the prevention and/or treatment of immunoinflammatory and autoimmune diseases. More specifically, there is a need for
5 compounds that prevent, preferably by inhibiting transcription at an early stage, the production of proteins associated with immunoinflammatory and autoimmune diseases. Furthermore, these compounds should inhibit the kinase(s) that regulate the activation of TFs such as NFκB and AP-1. The present invention fulfills these needs and provides further related advantages.

10

Summary of the Invention

In brief, this invention is directed to compounds that block the activation of transcription factors (TFs), particularly NFκB and AP-1, and are believed to function through inhibition of a family of specific kinases. This results in a decrease in a number
15 of proinflammatory proteins, including IL-1, IL-2, IL-8 and/or TNFα, which are responsible for tissue and organ damage associated with diseases such as rheumatoid arthritis, osteoarthritis, related autoimmune disorders and tissue rejection. Accordingly, compounds of the present invention are useful in, for example, the prevention of organ and tissue rejection associated with transplantation. Furthermore, the compounds of
20 this invention also have utility in the prevention and/or treatment of immunoinflammatory and autoimmune diseases, as well as having general activity as anti-inflammatory agents.

In one aspect of this invention, there are provided compounds having the following general structure (I):



(I)



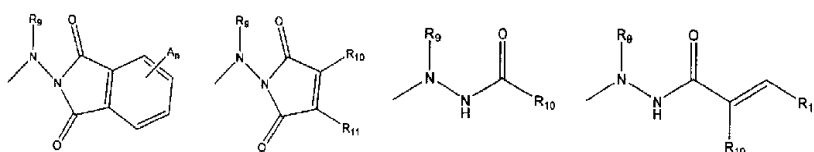
including pharmaceutically and prophylactically acceptable salts thereof,

wherein

R_2 is R_{2a} when R_4 is R_{4a} , and R_2 is R_{2b} when R_4 is R_{4b} ;

R_{2b} and R_{4a} , are selected from hydrogen, halogen and an unsubstituted
5 or substituted C_{1-8} alkyl, C_{6-12} aryl, C_{7-12} aralkyl, C_{3-12} heterocycle or C_{4-16} heterocyclealkyl;

R_{2a} and R_{4b} are selected from the following chemical moieties:



10 R_5 is selected from $-CH_2O\{C(=O)O\}_{0,1}R_7$, $-C(=O)OR_7$ and $-C(=O)R_8$;

R_6 is selected from hydrogen, $-CH_3$, $-CH_2C_6H_5$, $-F$ and $-CF_3$;

R_7 is selected from hydrogen and an unsubstituted or substituted C_{1-8} alkyl, C_{6-12} aryl and C_{7-12} aralkyl;

R_8 is an unsubstituted or substituted C_{1-8} alkyl, C_{6-12} aryl or C_{7-12} aralkyl;

15 R_9 is selected from hydrogen $-C(=O)-D-R_7$ and an unsubstituted C_{1-8} alkyl or C_{7-14} aralkyl, wherein D is a direct bond, $-O-$ or $-NH-$;

R_{10} and R_{11} are the same or different and independently selected from hydrogen and an unsubstituted or substituted C_{1-8} alkyl or C_{6-12} aryl; and

20 n is an integer from 0 to 4 and each occurrence of A is a substituent independently selected from halogen, $-OH$, $-R$, $-OR$, $-COOH$, $-COOR$, $-COR$, $-CONH_2$, $-NH_2$, $-NHR$, $-NRR$, NO_2 , $-SH$, $-SR$, $-SOOR$, $-SO_3R$ and $-SOR$, where each occurrence of R is independently selected from an unsubstituted or substituted C_{1-8} alkyl, C_{6-12} aryl or C_{7-12} aralkyl.

25 In another aspect, there is provided a pharmaceutical composition containing one or more compounds of this invention in combination with a pharmaceutically or prophylactically acceptable carrier or diluent.

In a further aspect, there are provided methods for preventing and/or treating inflammatory conditions by administering to a warm-blooded animal in need



thereof an effective amount of a compound of this invention. Such inflammatory conditions include both immunoinflammatory conditions and autoimmune diseases. In the practice of the disclosed methods, the compounds are preferably administered to the warm-blooded animal in the form of a pharmaceutical composition.

5 The invention also provides for the use of compounds of the invention in the manufacture of a medicament for preventing and/or treating inflammatory conditions.

Brief Description of the Drawings

Figures 1 and 2 illustrate reaction schemes for the synthesis of representative compounds of this invention.

10 Figure 3 illustrates the ability of a representative compound of this invention to inhibit the activation of NFκB and AP-1.

Figure 4 illustrates the ability of a representative compound of this invention to inhibit IL-2 and IL-8.

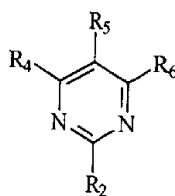
15 Detailed Description of the Invention

As mentioned above, the compounds of this invention block activation of transcription factors (TFs), and thus have utility as anti-inflammatory agents in general, and in the prevention and/or treatment of a variety of conditions, including (but not limited to) immunoinflammatory and autoimmune diseases. The compounds are believed to function by inhibiting, at an early stage, transcription of deleterious proteins associated with such conditions or diseases. It is believed that this is achieved by inhibiting the kinase(s) that regulate the activation of TFs, such as NFκB and/or AP-1. By disrupting the production of these activated TFs, synthesis of pathological proteins, including proinflammatory cytokines, associated with a series of immunoinflammatory



and autoimmune diseases are effectively blocked at a transcriptional level. Accordingly, the compounds of this invention have activity in both the prevention and treatment of immunoinflammatory diseases such as rheumatoid arthritis, osteoarthritis and transplant rejection (tissue and organ), as well as autoimmune diseases such as multiple sclerosis.

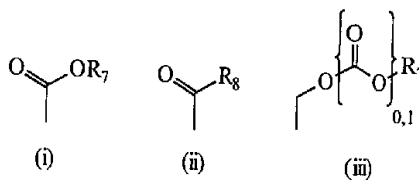
The compounds of this invention are generally represented by the following structure (I):



(I)

10 wherein R₂, R₄, R₅ and R₆ are as defined below.

In structure (I) above, R₅ is selected from the following chemical moieties (i), (ii) and (iii):



15 wherein

R₇ is selected from hydrogen and an unsubstituted or substituted C₁₋₈alkyl, C₆₋₁₂aryl or C₇₋₁₂aralkyl; and

R₈ is an unsubstituted or substituted C₁₋₈alkyl, C₆₋₁₂aryl or C₇₋₁₂aralkyl. In a preferred embodiment, R₇ is a C₁₋₈ alkyl, and in a more preferred embodiment is selected from methyl and ethyl. Further, in a preferred embodiment, R₈ is selected from methyl and phenyl.

The compounds of this invention further include pharmaceutically and prophylactically acceptable salts of compounds of structure (I). Compounds of structure (I) may contain proton donating groups (*e.g.*, a carboxylic acid group) and/or proton accepting groups (*e.g.*, a group with a nitrogen atom having a free lone pair of electrons, such as an amine group), and the salts of compounds of structure (I) may be formed and utilized in the practice of the invention. Thus, compounds of the invention may be in the form of a base addition salt (*i.e.*, a salt of a proton donating group) or in the form of an acid addition salt (*i.e.*, a salt of a proton accepting group), as well as the free acid or free base forms thereof.

Acid addition salts of a free base amino compound of the invention may be prepared by methods well known in the art, and may be formed from organic and inorganic acids. Suitable organic acids include acetic, ascorbic, benzenesulfonic, benzoic, fumaric, maleic, methanesulfonic, and succinic acids. Suitable inorganic acids include hydrochloric, hydrobromic, sulfuric, phosphoric and nitric acids. Base addition salts of a free acid carboxylic acid compound of the invention may also be prepared by methods well known in the art, and may be formed from organic and inorganic bases. Thus, the compounds of this invention also include those salts derived from inorganic bases such as the hydroxide or other salt of sodium, potassium, lithium, ammonium, calcium, magnesium, iron, zinc, copper, manganese, aluminum, and the like, and organic bases such as substituted ammonium salts.

As used herein, the above terms have the following meaning:

A "C₁₋₈alkyl" is a straight chain or branched, cyclic or non-cyclic, saturated or unsaturated carbon chain containing from 1 to 8 carbon atoms. In one embodiment, the C₁₋₈alkyl is a fully saturated, straight chain alkyl selected from methyl, ethyl, n-propyl, n-butyl, n-pentyl and n-hexyl. In another embodiment, the C₁₋₈alkyl is a fully saturated cyclic alkyl selected from (but not limited to) cyclopropyl, cyclobutyl, cyclopentyl, cyclohexyl, methylenecyclopropyl and methylenecyclohexyl. In still a further embodiment, the C₁₋₈alkyl is a fully saturated, branched alkyl selected from (but not limited to) isopropyl, sec-butyl, isobutyl, tert-butyl, isopentyl and isohexyl. In yet a

further embodiment, the C_{1-8} alkyl is an unsaturated straight chain alkyl selected from (but not limited to) ethylenyl, propylenyl, 1-butenyl, 1-pentenyl and 1-hexenyl.

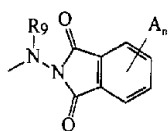
A " C_{6-12} aryl" is an aromatic moiety containing from 6 to 12 carbon atoms. In one embodiment, the C_{6-12} aryl is selected from (but not limited to) phenyl, tetralinyl, and naphthalenyl. In a preferred embodiment, the C_{6-12} aryl is phenyl.

A " C_{7-12} aralkyl" is an arene containing from 7 to 12 carbon atoms, and has both aliphatic and aromatic units. In one embodiment, the C_{7-12} aralkyl is selected from (but not limited to) benzyl, ethylbenzyl, propylbenzyl and isobutylbenzyl.

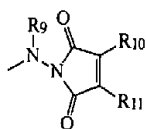
A "substituted" C_{1-8} alkyl, C_{6-12} aryl or C_{7-12} aralkyl is a C_{1-8} alkyl, C_{6-12} aryl or C_{7-12} aralkyl having one or more hydrogens replaced with a substituent selected from halogen (including -F, -Cl, -Br and -I), -OH, -R, -OR, -COOH, -COOR, -COR, -CONH₂, -NH₂, -NHR, -NRR, -NO₂, -SH, -SR, -SOOR, -SO₃R and -SOR, where each occurrence of R is independently selected from an unsubstituted or substituted C_{1-8} alkyl, C_{6-12} aryl or C_{7-12} aralkyl as defined above. In one embodiment, the substituted C_{1-8} alkyl is a C_{1-8} haloalkyl including (but not limited to) -CF₃ and -C₂F₅.

In one embodiment of structure (I) above, R_2 is R_{2a} and R_4 is R_{4a} . In this embodiment, R_{4a} is selected from hydrogen, halogen and an unsubstituted or substituted C_{1-8} alkyl, C_{6-12} aryl, C_{7-12} aralkyl, C_{3-12} heterocycle or C_{4-16} heterocyclealkyl; and R_{2a} is selected from the following chemical moieties (iv) through (vii):

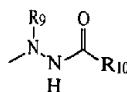
20



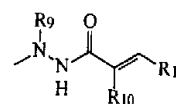
(iv)



(v)



(vi)



(vii)

wherein R_9 is selected from hydrogen, -C(=O)-D-R₇, and an unsubstituted C_{1-8} alkyl or C_{7-12} aralkyl; and R_{10} and R_{11} are the same or different and independently selected from hydrogen and an unsubstituted or substituted C_{1-8} alkyl or C_{6-12} aryl; n is an integer from 0 to 4 and represents the number of substituents on the benzene ring of chemical moiety (iv); D represents a direct bond, -O- or -NH-; and each occurrence of A is independently

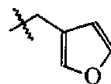
25

selected from a substituent as identified above. In a preferred embodiment, D is a direct bond; R₉ is selected from hydrogen, -CH₃, -CH₂CH₃ and -CH₂C₆H₅; R₁₀ and R₁₁ are the same or different and independently selected from hydrogen, -CH₃, -CF₃, -(CH₂)₁₋₃CH₃, -C₆H₅, -CH₂C₆H₅, and a substituted phenyl or benzyl moiety; and n is 0.

5 In another embodiment of structure (I) above, R₂ is R_{2b} and R₄ is R_{4b}. In this embodiment, R_{2b} is selected from hydrogen, halogen and an unsubstituted or substituted C₁₋₈alkyl, C₆₋₁₂aryl, C₇₋₁₂aralkyl, C₃₋₁₂heterocycle or C₄₋₁₆heterocyclealkyl; and R_{4b} is selected from chemical moieties (iv) through (vii) identified above.

As used herein, a "C₃₋₁₂heterocycle" is a moiety that contains a ring made
10 up of more than one kind of atom, and which contains 3 to 12 carbon atoms. In one embodiment, the C₃₋₁₂heterocycle is selected from (but not limited to) pyrrolyl, furanyl, thienyl, imidazolyl, oxazolyl, thiazolyl, pyrazolyl, pyrrolidinyl, pyridinyl, pyrimidinyl, purinyl, and thianaphthyl.

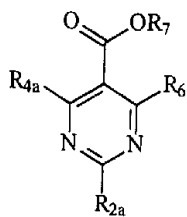
A "C₄₋₁₆heterocyclealkyl" is a moiety that contains a C₃₋₁₂heterocycle
15 linked to a C₁₋₈alkyl, and which contains 4 to 16 carbon atoms. In one embodiment, the C₄₋₁₆heterocyclealkyl is a methylene furan having the following structure:



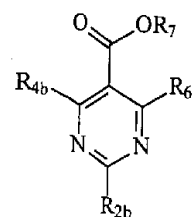
A "substituted" C₃₋₁₂heterocycle or C₄₋₁₆heterocyclealkyl is a
20 C₃₋₁₂heterocycle or C₄₋₁₆heterocyclealkyl having one or more hydrogens replaced with a substituent selected from halogen (including -F, -Cl, -Br and -I), -OH, -R, -OR, -COOH, -COOR, -COR, -CONH₂, -NH₂, -NHR, -NRR, -NO₂, -SH, -SR, -SOOR, -SO₂R and -SOR, where each occurrence of R is independently selected from an unsubstituted or substituted C₁₋₈alkyl, C₆₋₁₂aryl, C₇₋₁₂aralkyl, C₃₋₁₂heterocycle or C₄₋₁₆heterocyclealkyl as defined above.

25 In structure (I) above, R₆ is selected from hydrogen, -CH₃, -CH₂C₆H₅, -F and -CF₃.

In one embodiment, the compounds of this invention have structure (I) above wherein R_5 is the chemical moiety (i). In this embodiment, the compounds disclosed herein have the following structures (II) and (III):



(II)



(III)

5

wherein R_{2a} , R_{2b} , R_{4a} , R_{4b} , R_6 and R_7 are as defined above.

In a preferred embodiment, the compounds of this invention have structure (II) above, wherein R_{2a} , R_{4a} , R_6 and R_7 are selected from the moieties identified in Table 1 below.

10

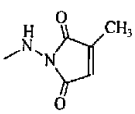
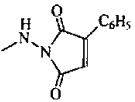
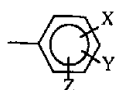
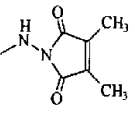
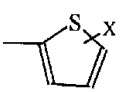
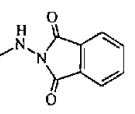
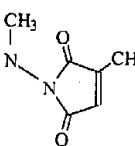
Table 1
Compounds of Structure (II)

R _{2a}	R _{4a}	R ₆	R ₇
	-Cl -CF ₃ -CH ₃	-H -CF ₃ -CH ₃	-CH ₃ -CH ₂ CH ₃ -H
	-phenyl -(CH ₂) ₁₋₂ CH ₃ -C ₂ F ₃		

wherein X, Y and Z are the same or different, and independently selected from hydrogen, -OH, -R, -OR, -COOH, -COOR, -COR, -CONH₂, -NH₂, -NHR, -NRR, -NO₂, -SH, -SR, -SOOR, -SO₃R and -SOR, where each occurrence of R is independently selected from an unsubstituted or substituted C₁₋₈alkyl, C₆₋₁₂aryl, C₇₋₁₂aralkyl, C₃₋₁₂heterocycle or C₄₋₁₆heterocyclealkyl.

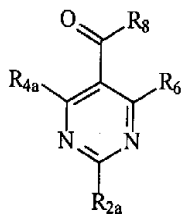
5 In a further preferred embodiment, the compounds of this invention have structure (III) above, wherein R_{2b}, R_{4b}, R₆ and R₇ are selected from the moieties identified in Table 2 below.

Table 2
Compounds of Structure (III)

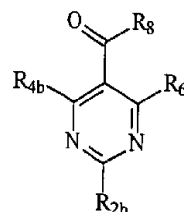
R _{2b}	R _{4b}	R ₆	R ₇
-Cl		-H	-CH ₃
-CF ₃		-CF ₃	-CH ₂ CH ₃
-CH ₃		-CH ₃	-H
-phenyl			
-(CH ₂) ₁₋₂ CH ₃			
-C ₂ F ₃			
			
			
			

wherein X, Y and Z are the same or different, and independently selected from hydrogen, -OH, -R, -OR, -COOH, -COOR, -COR, -CONH₂, -NH₂, -NHR, -NRR, -NO₂, -SH, -SR, -SOOR, -SO₃R and -SOR, where each occurrence of R is independently selected from an unsubstituted or substituted C₁₋₈alkyl, C₆₋₁₂aryl, C₇₋₁₂aralkyl, C₃₋₁₂heterocycle or C₄₋₁₆heterocyclealkyl.

5 In another embodiment, the compounds of this invention have structure (I) above wherein R₅ is the chemical moiety (ii). In this embodiment, the compounds disclosed herein have the following structures (IV) and (V):



(IV)

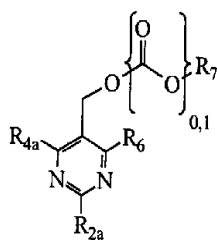


(V)

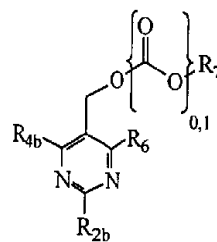
wherein R_{2a} , R_{2b} , R_{4a} , R_{4b} , R_6 and R_8 are as defined above.

In another embodiment, the compounds of this invention have structure

- 5 (I) above wherein R_5 is the chemical moiety (iii). In this embodiment, the compounds disclosed herein have the following structures (VI) and (VII):



(VI)



(VII)

10

wherein R_{2a} , R_{2b} , R_{4a} , R_{4b} , R_6 and R_7 are as defined above.

- In one embodiment, the compounds of this invention have structure (II) or (III) above and include (but are not limited to) the following: ethyl 2-(N-(1'-aminocitraconamido))-4-trifluoromethylpyrimidine-5-carboxylate; ethyl 2-(N-(1'-aminophthalimido))-4-trifluoromethylpyrimidine-5-carboxylate; 5-acetyl-2-(N-(1'-aminocitraconamido))-4-trifluoromethylpyrimidine; ethyl 2-(N-(1'-amino-3'-phenylmaleimido))-4-trifluoromethylpyrimidine-5-carboxylate; ethyl 2-(N-(1'-amino-3',4'-dimethylmaleimido))-4-trifluoromethylpyrimidine-5-carboxylate; ethyl 2-(N-(1'-aminocitraconamido)-N-methyl)-4-trifluoromethylpyrimidine-5-carboxylate; ethyl 4-(N-(1'-amino-3'-phenylmaleimido))-2-trifluoromethylpyrimidine-5-carboxylate; ethyl 4-
- 15
- 20

(N-(1'-amino-3',4'-dimethylmaleimido))-2-trifluoromethylpyrimidine-5-carboxylate;
ethyl 2-(N-(1'-aminocitraconamido))-4-methylpyrimidine-5-carboxylate; ethyl 2-(N-(1'-
aminocitraconamido))-4-pentafluoroethylpyrimidine-5-carboxylate; ethyl 2-(N-(1'-
aminocitraconamido))-4-phenylpyrimidine-5-carboxylate; methyl 2-(N-(1'-
5 aminocitraconamido))-4-(3'-pyridyl)pyrimidine-5-carboxylate; diethyl 2-(N-(1'-
aminocitraconamido))pyrimidine-4,5-dicarboxylate; ethyl 2-[N-(1'-amino-3'-
methylsuccinimido)]-4-trifluoromethyl-pyrimidine-5-carboxylate; methyl 2-[N-(1'-
amino-3'-methylsuccinimido)]-4-trifluoromethyl-pyrimidine-5-carboxylate; ethyl 2-[N-
(1'-amino-4'-methylphthalimido)]-4-trifluoromethyl-pyrimidine-5-carboxylate; ethyl 2-
10 [N-(1'-amino-3,4-dichlorophthalimido)]-4-trifluoromethyl-pyrimidine-5-carboxylate;
ethyl 2-[N-(1'-aminocitraconamido)]-pyrimidine-5-carboxylate; ethyl 2-[N-(1'-
aminocitraconamido))-4-ethyl-pyrimidine-5-carboxylate; ethyl 2-[N-(1'-
aminocitraconamido)-N-methyl]-4-ethyl-pyrimidine-5-carboxylate; ethyl 2-[N-acetyl-
N-(1'-aminocitraconamido))-4-propyl-pyrimidine-5-carboxylate; ethyl 2-[N-acetyl-N-
15 (1'-aminocitraconamido)]-4-trifluoromethyl-pyrimidine-5-carboxylate; methyl 2-[N-(1'-
aminocitraconamido))-4-pentafluoroethylpyrimidine-5-carboxylate; methyl 2-[N-
(methyl)-N-(1'-amino-3'-methylmaleimido)]-4-pentafluoroethylpyrimidine-5-
carboxylate; t-butyl-2-[N-(1'-aminocitraconamido)]-4-trifluoromethyl-pyrimidine-5-
carboxylate; methyl-2-[N-(1'-aminocitraconamido))-4-trifluoromethyl-pyrimidine-5-
20 carboxylate; methyl-2-[N-(1'-aminocitraconamido)-N-methyl]-4-trifluoromethyl-
pyrimidine-5-carboxylate; methyl 2-[N-(1'-aminocitraconamido))-4-(2'-
thienyl)pyrimidine-5-carboxylate; ethyl 2-[N-(1'-aminocitraconamido)-N-benzyl]-4-
trifluoromethyl-pyrimidine-5-carboxylate; ethyl 2-[N-(1'-aminocitraconamido)-N-
methyl]-4-(2'-thienyl)pyrimidine-5-carboxylate; 2-[N-(1'-aminocitraconamido))-4-
25 trifluoromethyl-pyrimidine-5-carboxylic acid; ethyl 2-[N-(1'-aminocitraconamido))-4-
(3'-thienyl)pyrimidine-5-carboxylate; ethyl 2-[N-(1'-aminocitraconamido)-N-methyl]-4-
(3'-thienyl)pyrimidine-5-carboxylate; ethyl 2-[N-(1'-aminocitraconamido))-4-(5'-methyl-
2'-thienyl)pyrimidine-5-carboxylate; ethyl 2-[N-(1'-aminocitraconamido))-4-(2'-
furanlyl)pyrimidine-5-carboxylate; ethyl 2-[N-(1'-aminocitraconamido)-N-methyl]-4-(5'-
30 methyl-2'-thienyl)pyrimidine-5-carboxylate; ethyl 2-[(1'-amino-3'-methylmaleimido))-

4-(2'-thianaphthyl)pyrimidine-5-carboxylate; methyl-2-[N-(1'-aminocitraconamido)-N-ethyl]-4-trifluoromethyl-pyrimidine-5-carboxylate; ethyl 2-[N-(1'-aminocitraconamido)-N-butanoyl]-4-trifluoromethyl-pyrimidine-5-carboxylate; ethyl 2-[N-(1'-aminocitraconamido)-N-(N-methylcarboxamidyl)]-4-trifluoromethylpyrimidine-5-carboxylate; ethyl 2-[N-(1'-aminocitraconamido)-N-(1-oxo-2-phenylethyl)]-4-trifluoromethylpyrimidine-5-carboxylate; ethyl 2-[N-(1'-aminocitraconamido)]-4-methoxymethylpyrimidine-5-carboxylate; ethyl 2-[N-(1'-aminocitraconamido)-N-(ethoxycarbonyl)]-4-trifluoromethylpyrimidine-5-carboxylate; ethyl 2-[N-(1'-aminocitraconamido)-N-benzoyl]-4-trifluoromethylpyrimidine-5-carboxylate; ethyl-2-[N-(1'-aminocitraconamido)-N-methyl]-4-pentafluoroethyl-pyrimidine-5-carboxylate; ethyl 2-[N-(1'-aminocitraconamido)]-4-(2'-thianaphthyl)pyrimidine-5-carboxylate; ethyl 2-[N-(1'-aminocitraconamido)]-4-(2'-thiazolyl)pyrimidine-5-carboxylate; ethyl 2-[N-(1'-aminocitraconamido)-N-methyl]-4-(2'-thiazolyl)pyrimidine-5-carboxylate; ethyl 2-[N-(1'-aminocitraconamido)]-4-cyclopropylpyrimidine-5-carboxylate; and ethyl 2-[N-(1'-aminocitraconamido)-N-methyl]-4-cyclopropylpyrimidine-5-carboxylate.

In another embodiment, the compounds of this invention have structure (IV) or (V) above and include (but are not limited to) the following: 5-benzoyl-2-chloro-4-trifluoromethylpyrimidine; 5-acetyl-2-[N-(1'-aminocitraconamide)]-4-trifluoromethylpyrimidine; 5-benzoyl-2-[N-(1'-aminocitraconamido)]-4-trifluoromethylpyrimidine; 5-benzoyl-2-[N-(1'-aminocitraconamido)]-4-ethylpyrimidine; 5-benzoyl-2-[N-(1'-aminocitraconamido)-N-methyl]-4-ethylpyrimidine; and 5-butanoyl-2-[N-(1'-aminocitraconamido)-N-methyl]-4-ethylpyrimidine.

In yet another embodiment, the compounds of this invention have structures (VI) or (VII) above, and include (but are not limited to) the following: 5-methylol-2-[N-(1'-aminocitraconamido)]-4-ethylpyrimidine; 5-methylol-2-[N-(1'-aminocitraconamido)-N-methyl]-4-ethylpyrimidine; 5-methoxymethane-2-[N-(1'-aminocitraconamido)-N-methyl]-4-ethylpyrimidine; 5-methoxymethane-2-[N-(1'-aminocitraconamido)]-4-trifluoromethylpyrimidine; and 5-ethoxymethylcarbonate-2-[N-(1'-aminocitraconamido)]-4-trifluoromethylpyrimidine.

Preferred compounds of the invention are ethyl 2-(N-(1'-aminocitraconamido))-4-trifluoromethylpyrimidine-5-carboxylate; ethyl 2-(N-(1'-aminophthalimido))-4-trifluoromethylpyrimidine-5-carboxylate; 5-acetyl-2-(N-(1'-aminocitraconamido))-4-trifluoromethylpyrimidine-5-carboxylate; ethyl 2-(N-(1'-amino-3'-phenylmaleimido))-4-trifluoromethylpyrimidine-5-carboxylate; ethyl 2-(N-(1'-amino-3',4'-dimethylmaleimido))-4-trifluoromethylpyrimidine-5-carboxylate; ethyl 2-(N-(1'-aminocitraconamido)-N-methyl)-4-trifluoromethylpyrimidine-5-carboxylate; ethyl 4-(N-(1'-amino-3'-phenylmaleimido))-2-trifluoromethylpyrimidine-5-carboxylate; ethyl 4-(N-(1'-amino-3', 4'-dimethylmaleimido))-2-trifluoromethylpyrimidine-5-carboxylate; ethyl 2-(N-(1'-aminocitraconamido))-4-methylpyrimidine-5-carboxylate; ethyl 2-(N-(1'-aminocitraconamido))-4-pentafluoroethylpyrimidine-5-carboxylate; ethyl 2-(N-(1'-aminocitraconamido))-4-phenylpyrimidine-5-carboxylate; methyl 2-(N-(1'-aminocitraconamido))-4-(3'-pyridyl)pyrimidine-5-carboxylate; diethyl 2-(N-(1'-aminocitraconamido))pyrimidine-4,5-dicarboxylate; ethyl 2-(N-(1'-aminocitraconamido))-4-(2'-thienyl)pyrimidine-5-carboxylate; ethyl 2-(N-(1'-aminocitraconamido)-N-methyl)-4-ethylpyrimidine-5-carboxylate; methyl 2-(N-(1'-aminocitraconamido))-4-(2'-thienyl)pyrimidine-5-carboxylate; ethyl 2-(N-(1'-aminocitraconamido)-N-methyl)-4-(2'-thienyl)pyrimidine-5-carboxylate; ethyl 2-(N-(1'-aminocitraconamido))-4-(5'-methyl-2'-thienyl)pyrimidine-5-carboxylate; ethyl 4-(N-(1'-aminocitraconamido))-2-phenylpyrimidine-5-carboxylate; and ethyl 4-(N-(1'-aminocitraconamido))-2-(2'-thienyl)pyrimidine-5-carboxylate.

The compounds of this invention may be made by one skilled in organic synthesis by known techniques, as well as by the synthetic routes disclosed herein. Referring to Figure 1, the compounds of this invention may be made from commercially available β -keto esters **1** by heating at elevated temperatures (75-110°C) with a mixture of urea and triethylorthoformate (or a substituted orthoformate) to provide ureido derivatives **2**. Treatment of these intermediates with sodium alkoxides, such as sodium ethoxide in an alcoholic solvent at 35-100°C, gives 2-hydroxypyrimidine esters **3** which, upon treatment with a chlorinating agent such as

phosphorous oxychloride at elevated temperatures (75-120°C), yields 2-chloropyrimidine esters 4.

Compound 4 may be reacted with various nucleophiles in an aprotic solvent at ambient temperature to provide derivatives 7. Compound 4 may also be converted to the carbonyl chloride 5 by treatment with base, such as hydroxide in water, followed by a chlorinating agent, such as oxalyl chloride in methylene chloride. Compound 5 can be treated with an organometallic, such as methyl magnesium bromide in a solvent such as THF or ether at -35°C to -65°C, to give ketone 9. This ketone may be treated with various nucleophiles in an aprotic solvent and at ambient temperature to provide compound 10.

Alternatively, compound 3 may be converted to the hydroxy carboxylic acid 6 by treatment with a strong base, such as sodium hydroxide, or strong acid, such as HCl, at elevated temperature (70-110°C). The hydroxy carboxylic acids may be converted to the chloro carbonyl chloride with thionyl chloride and/or phosphorous oxychloride.

Compound 4 can also be treated with hydrazine at ambient temperature in a solvent, such as THF, with pyridine as a catalyst to provide the intermediates of structure 8. These hydrazino derivatives can be reacted with cyclic anhydrides, such as citraconic anhydride, in a solvent, such as chloroform, at elevated temperatures (35-65°C) to provide compounds of structure 11. Subsequent treatment of 11 with a strong base, such as sodium hydride, in an aprotic solvent, such as THF, at ambient temperature followed by an alkyl iodide, such as methyl iodide, provides the alkylated derivatives of structure 12.

Compounds of structures (VI) and (VII) may be prepared by reducing any of the compounds in Figure 1 so as to convert a carboxylate group to a methylol (-CH₂OH) group. Lithium aluminum hydride is a suitable reducing agent. In any event, the methylol group may, if desired, be converted to -CH₂OR₁ by standard alkylation chemistry (e.g., using a strong base and a nucleophile).

Referring to Figure 2, an alternative synthetic procedure is disclosed. In this procedure, commercially available diethyl ethoxymethylenemalonate 13 is treated

with an amidine, such as trifluoromethylamidine, in a protic solvent, such as ethanol, in the presence of an alkoxide, such as NaOEt, at elevated temperatures (75-110°C) to give the hydroxy pyrimidine ester 14. Chlorination with a chlorinating agent, such as POCl₃ or thionyl chloride, yields the chloroester derivative 15 which can be treated with various amines at ambient temperature in an aprotic solvent, such as THF, to provide the substituted pyrimidines 16. Derivative 15 may also be treated with hydrazine in a solvent such as THF in the presence of pyridine to give the hydrazino intermediates 17. Treatment of 17 with various cyclic anhydrides, such as citraconic anhydride, in a solvent, such as chloroform, at elevated temperatures (34-65°C) provide compounds of structure 18. Alkylation of these compounds with a hydride, such as sodium hydride, followed by an alkyl halide in an aprotic solvent, such as THF, gives the alkylated derivatives of structure 19.

Again, compounds of structures (VI) and (VII) may be prepared from the corresponding carboxylate compounds as discussed above in connection with Figure 1. Compounds of the invention wherein R₉ is -C(=O)R₇, may be prepared from the corresponding compound wherein R₉ is hydrogen (as prepared according to either of Figure 1 or 2) using standard acylation chemistry. For example, a compound having R₉ equal to hydrogen may be treated with a strong base (e.g., NaH), followed by an acylating agent (e.g., Cl-C(=O)R₇).

Once synthesized, the compounds of this invention may be formulated for administration to a warm-blooded animal by a variety of techniques known to those skilled in the art. In one embodiment, the compound is in the form of a pharmaceutical composition for prophylactic or therapeutic use, and which contains at least one compound of this invention in combination with a pharmaceutically acceptable carrier or diluent. The compound is present in the composition in an amount which, upon administration to the animal, is effective in preventing or treating the condition of interest. Preferably, the composition includes a compound of this invention in an amount ranging from 0.01 mg to 250 mg per dosage, depending upon the route of administration, and more preferably from 1 mg to 60 mg. Appropriate concentrations,

dosages and modes of administration may be readily determined by one skilled in the art.

Suitable carriers or diluents are familiar to those skilled in the formulation field. For compositions formulated as liquid solutions, acceptable carrier or diluents include saline and sterile water, and may optionally include antioxidants, buffers, bacteriostats and other common additives. The compositions of this invention may also be formulated as pills, capsules, granules or tablets which contain, in addition to the compound of this invention, diluents, dispersing and surface active agents, binders and lubricants. One skilled in the art may further formulate the compounds of this invention in any appropriate manner, and in accordance with accepted practices, such as those disclosed in *Remington's Pharmaceutical Sciences*, Gennaro, Ed., Mack Publishing Co., Easton, PA, 1990 (incorporated herein by reference).

In another embodiment, the present invention provides methods for preventing or treating a variety of conditions. Such methods include administering a compound of this invention to a warm-blooded animal in need thereof in an amount sufficient to prevent or treat the condition. Such methods include systemic administration of a compound of this invention, preferably in the form of a composition as disclosed above. As used herein, systemic administration includes oral and parental methods of administration. For oral administration, suitable pharmaceutical compositions include powders, granules, pills, tablets and capsules, as well as liquids, syrups, suspensions and emulsions. These compositions may also include flavorants, preservatives, suspending, thickening and emulsifying agents, and other pharmaceutically acceptable additives. For parental administration, the compounds of the present invention may be prepared in aqueous injectable solutions which may contain, in addition to the compound of this invention, buffers, antioxidants, bacteriostats and other additives commonly employed in such solutions.

As mentioned above, compounds of the present invention can be used to prevent or treat a wide variety of disorders, diseases and/or illnesses. In particular, the compounds may be administered to a warm-blooded animal for prevention or treatment of rheumatoid arthritis, osteoarthritis, tissue and/or organ transplant rejection, sepsis,

ARDS, asthma, trauma, oxidative stress, cell death, irradiation damage, ischemia, reperfusion, cancer, viral infection, and autoimmune diseases such as psoriasis, inflammatory bowel disease, glomerulonephritis, lupus, uveitis and chronic hepatitis.

Compounds of this invention may be screened by known and accepted
5 techniques for their ability to function as prophylactically and/or therapeutically active agents. For example, the compounds may be evaluated in *in vitro* and/or *in vivo* assays indicative of the compound's anti-inflammatory and immunosuppressive properties. To this end, such compounds may first be evaluated in a number of cell-based assays which determine the ability of a compound to prevent activation of NF κ B and AP-1 (*see*
10 Example 126). Next, the compound's ability to attenuate cytokine levels (such as IL-2 and IL-8), which are known to be elevated in certain disease states, may be determined (*see* Example 127). The compounds may then be evaluated in an appropriate animal model, including rodent models of inflammation and immunosuppression (*see* Example 128).

15 It should be recognized that, for example, in the case of immunosuppressive drugs and other agents which have utility for the treatment of rheumatoid arthritis (RA), numerous studies have been performed directed to the activity of such drugs. To this end, cyclosporin A has been used in clinical trials since the late 1970's as a second-line drug, and is recommended to be used only in patients
20 with active RA. Thus, Experiment 128 may be performed utilizing cyclosporin A as a positive control. A recent review of such immunosuppressive drugs, including relevant assays for the same, is presented by R.P. Carlson in *Exp. Opin. Invest. Drugs* 4(9):853-859, 1995 (incorporated herein by reference in its entirety, including cited references).

The following examples are presented for purpose of illustration, not
25 limitation.

EXAMPLES

To summarize the examples that follow, Examples 1-124 disclose the synthesis of representative compounds of this invention, as well as intermediates
30 thereto; Example 125 discloses the synthesis of representative compounds by

combinational chemistry techniques; Examples 126-127 disclose the ability of representative compounds of this invention to inhibit NFκB, AP-1 and cytokines; and Example 128 discloses assays for evaluating activity of representative compounds of this invention in both graft versus host disease and contact sensitivity models.

5

Example 1

2-CHLORO-5-[3',5'-BIS(TRIFLUOROMETHYL)PHENACYL]-
4-TRIFLUOROMETHYLPYRIMIDINE

To magnesium turnings (0.026 g, 1.06 mmol) in Et₂O (15 mL) was
10 added a solution of 3,5-bistrifluoromethyl iodobenzene (0.300 g; 0.882 mmol) in Et₂O
(5 mL). The reaction was refluxed under an atmosphere of N₂ for 2 h and then cooled
to 0°C. A solution of 2-chloro-4-trifluoromethylpyrimidine-5-carbonyl chloride (0.205
g, 0.838 mmol) in Et₂O (5 mL) was added dropwise via syringe. After stirring 1 hour
at 0°C, water (15 mL) was added and the mixture extracted with Et₂O (2 X 20 mL).
15 The organic layer was washed with brine (15 mL), dried over MgSO₄, filtered and
concentrated. The residue was chromatographed (SiO₂, hexanes/EtOAc 8:1) to give the
title compound (0.078 g, 21% yield) as an oil; ¹H NMR (CDCl₃) δ 8.90 (s, 1H), 8.21 (s,
1H), 8.19 (s, 2H).

20

Example 2

5-BENZOYL-2-CHLORO-4-TRIFLUOROMETHYLPYRIMIDINE

The title compound was prepared as described in Example 1, but
employing phenyl magnesium bromide (0.23 mL, 0.69 mmol) and the acid chloride
(0.17 g, 0.69 mmol), resulting in a yield of 30%; ¹H NMR (CDCl₃) δ 8.81 (s, 1H), 7.4-
25 7.8 (m, 5H).

Example 3

ETHYL UREIDOMETHYLENE ACETOACETATE

A mixture of ethyl acetoacetate (200 g, 1.54 mole), urea (105 g, 1.54 mole) and triethyl orthoformate (228 g, 1.54 mole) was heated at 140°C under N₂ for 22 h. The reaction mixture was cooled and filtered to provide the title compound in a 51% yield (156 g); m.p. 173-174°C.

Example 4

ETHYL UREIDOMETHYLENE BENZOYLACETATE

The title compound was prepared as described in Example 3, but employing ethyl benzoylacetate (30.0 g, 156 mmol), resulting in a yield of 21% (12g); m.p. 124-126°C.

Example 5

ETHYL 2-HYDROXY-4-METHYLPYRIMIDINE-5-CARBOXYLATE

A solution of ethyl ureidomethylene acetoacetate (50 g, 250 mmol) NaOEt (22.1 g, 325 mmol) in EtOH (500 mL) was stirred at room temperature under N₂ for 3 days. The resulting solid was filtered and dried to yield the title compound as a sodium salt in a yield of 88% (45 g); m.p. >220°C (dec.).

Example 6

ETHYL 2-HYDROXY-4-PHENYLPYRIMIDINE-5-CARBOXYLATE

The title compound was prepared as described in Example 5, but employing ethyl ureidomethylene benzoyl acetate (12 g, 45 mmol), resulting in a yield of 15% (6 g); m.p. >260°C, (dec.).

Example 7

ETHYL 2-CHLORO-4-METHYLPYRIMIDINE-5-CARBOXYLATE

A solution of ethyl 2-hydroxy-4-methylpyrimidine-5-carboxylate (5 g, 27.5 mmol) and POCl₃ (84 g, 550 mmol) was heated at reflux under N₂ for 1 h. The reaction was cooled and concentrated. The residue was partitioned between CHCl₃ and H₂O and the organic layer was dried (Na₂SO₄), filtered, and concentrated to yield the title compound in a yield of 27% (1.5 g); ¹H NMR (CDCl₃) δ 9.04 (s, 1H), 4.42 (q, 2H), 2.85 (s, 3H), 1.43 (t, 3H).

Example 8

ETHYL 2-CHLORO-4-PHENYLPYRIMIDINE-5-CARBOXYLATE

The title compound was prepared as described in Example 7, but employing 2-hydroxy-4-phenylpyrimidine-5-carboxylate (6 g, 25 mmol) to give the title compound (5.5 g, 86%); m.p. 45-47°C.

Example 9

2-CHLORO-4-METHYLPYRIMIDINE-5-CARBOXYLIC ACID

A solution of ethyl 2-chloro-4-methylpyrimidine-5-carboxylate (1.0 g, 5 mmol), NaOH (0.24 g, 6 mmol) in H₂O (30 mL) was stirred at room temperature for 3 h. The solution was acidified with 6N HCl and the resulting solid was filtered and dried to give the title compound (0.67 g 78%), ¹H NMR (DMSO-d₆) δ 9.01 (s, 1H), 2.75 (s, 3H).

Example 10

2-CHLORO-4-PHENYLPYRIMIDINE-5-CARBOXYLIC ACID

The title compound was prepared as described in Example 9, but employing 2-chloro-4-phenylpyrimidine-5-carboxylate (4.5 g, 17 mmol), resulting in a yield of 87% (3.9 g); m.p. 105-110°C.

Example 11

2-CHLORO-4-METHYLPYRIMIDINE-5-CARBONYL CHLORIDE

A solution of 2-chloro-4-methylpyrimidine-5-carboxylic acid (0.81 g, 4.70 mmol), oxalyl chloride (0.89 g, 7.05 mmol), DMF (2 drops) in CH₂Cl₂ (23 mL) was stirred at room temperature under N₂ for 4 h. The solution was concentrated and distilled to give the title compound (0.55 g, 61%); b.p. 90-100°C, 1.3 mm/Hg; ¹H NMR (CDCl₃) δ d 9.02 (s, 1H), 2.74 (s, 3H).

Example 12

10 2-CHLORO-4-PHENYLPYRIMIDINE-5-CARBONYL CHLORIDE

The compound was prepared as described above in Example 11, but employing 2-chloro-4-phenylpyrimidine-5-carboxylic acid (3.8 g, 14 mmol), resulting in a yield of 53%; m.p. 42°C.

Example 13

15 2-CHLOROPYRIMIDINE-5-CARBONYLCHLORIDE

The compound was prepared as described in the literature (*see* Arukwe, *J. Undheim, K. Acta Chemica Scand.* **B40**:764, 1986).

Example 14

20 ETHYL ETHOXYMETHYLENE-4,4,4-TRIFLUOROACETOACETATE

A solution of ethyl 4,4,4-trifluoroacetoacetate (46 g, 0.25 mol) triethyl orthoformate (74 g, 0.50 mol) and Ac₂O (77 g, 0.75 mol) was heated at 120-140°C for 7 h. The mixture was concentrated and distilled to give the title compound in a 98% yield (58.6 g); b.p. 80-90°C, 1.5 mm/Hg.

25

Example 15

ETHYL 2-TRIFLUOROMETHYL-4-HYDROXYPYRIMIDINE-5-CARBOXYLATE

A solution of diethyl ethoxymethylenemalonate (35.0 g, 162 mmol), trifluoroacetamide (18 g, 162 mmol) and NaOEt (11.0 g, 162 mmol) in EtOH (200 mL) was heated at reflux for 6 h. The reaction mixture was concentrated and H₂O (48 mL) was added. The resulting solid was filtered, washed with Et₂O (300 mL) and H₂O (200 mL), and dried to give the title compound (21 g, 50% yield); m.p. >220°C (dec.); ¹H NMR (DMSO-d₆) δ 8.38, 4.16 (q, 2H), 1.25 (q, 3H).

10

Example 16

2-TRIFLUOROMETHYL-4-CHLOROPYRIMIDINE-5-CARBONYL CHLORIDE

A solution of ethyl 2-trifluoromethyl-4-hydroxypyrimidine-5-carboxylate (5.00 g, 19.4 mmol) and NaOH (0.93 g, 23.3 mmol) in H₂O (20 mL) was stirred at 60°C for 15 h. The reaction was acidified (concentrated HCl) and concentrated until a solid began to form. The solid was filtered and dried to give 2-trifluoromethyl-4-hydroxypyrimidine-5-carboxylic acid (2.1 g, 53% yield); ¹H NMR (DMSO-d₆) δ 8.83 (s, 1H).

A solution of 2-trifluoromethyl-4-hydroxypyrimidine-5-carboxylic acid (2.0 g, 10.4 mmol), POCl₃ (32 g, 212 mmol) and SOCl₂ (25 g, 212 mmol) was heated at reflux for 4 days. The reaction was concentrated and distilled (b.p. 90-95°C, 1.5 mm/Hg) to provide the title compound (2.1 g, 81% yield), ¹H NMR (CDCl₃) δ 9.45 (s, 1H).

25

Example 17

2-CHLORO-4-PENTAFLUOROETHYLPYRIMIDINE-5-CARBONYL CHLORIDE

A solution of ethyl 2-hydroxy-4-pentafluoroethylpyrimidine-5-carboxylate (4.0 g, 13 mmol) and NaOH (1.60 g, 39 mmol) in EtOH (20 mL) and H₂O (45 mL) was heated at reflux for 1 h. The solution was cooled and acidified (concentrated HCl). The resulting solid was filtered and dried to provide 2-hydroxy-4-

pentafluoroethylpyrimidine-5-carboxylic acid (3.3 g, 98% yield); ¹H NMR (DMSO-d₆) δ 9.90 (bs, 1H), 8.43 (s, 1H).

A solution of 2-hydroxy-4-pentafluoroethylpyrimidine-5-carboxylic acid (3.33 g, 12.9 mmol) in SOCl₂ (27.7 g, 233 mmol) was heated at reflux for 0.5 h. Then
5 POCl₃ (35.6 g, 233 mmol) was added to the reaction mixture and heating continued for 36 h. The reaction mixture was then concentrated and distilled (b.p. 80-85°C, 1 mm/Hg) to give the title compound (1.2 g, 35% yield); ¹H NMR (DMSO-d₆) δ 9.18 (s, 1H).

10

Example 18

ETHYL 4-HYDRAZINO-2-TRIFLUOROMETHYLPYRIMIDINE-5-CARBOXYLATE

A solution of ethyl 4-chloro-2-trifluoromethylpyrimidine-5-carboxylate (0.20 g, 0.79 mmol), hydrazine (0.18 g, 6.0 mmol) and THF was stirred for 1 h at room temperature. The solution was filtered and dried to give the title compound in a 96%
15 yield; ¹H NMR (CDCl₃) δ 9.26 (bs, 1H), 8.90 (s, 1H), 4.40 (q, 2H), 4.24 (bs, 2H), 1.41 (t, 3H).

Example 19

ETHYL 2-HYDRAZINO-4-TRIFLUOROMETHYLPYRIMIDINE-5-CARBOXYLATE

20 The title compound was prepared as described in Example 18, but employing ethyl-2-chloro-4-trifluoromethylpyrimidine-5-carboxylate (0.20 g, 0.79 mmol), resulting in a yield of 91% (0.18 g); m.p. 89-90°C.

Example 20

25 ETHYL 2-[N-(1'-AMINOCITRACONAMIDO)]-4-TRIFLUOROMETHYL-PYRIMIDINE-5-CARBOXYLATE

A solution of ethyl 2-hydrazino-4-trifluoromethylpyrimidine-5-carboxylate (0.18 g, 0.72 mmol) and citraconic anhydride (0.08 ml, 0.94 mmol) in CHCl₃ (10 ml) was refluxed for 0.5 h. The solution was cooled, concentrated and

chromatographed (SiO₂, hexanes/EtOAc) to give the title compound (0.10 g, 39% yield); ¹H NMR (CDCl₃) δ 9.94 (s, 1H), 7.72 (s, 1H), 6.53 (s, 1H), 4.41 (q, 2H), 2.19 (s, 3H), 1.36 (t, 3H).

5

Example 21

ETHYL 4-[N-(1'-AMINOCITRACONAMIDO)]-2-TRIFLUOROMETHYL-
PYRIMIDINE-5-CARBOXYLATE

The title compound was prepared as described in Example 20, but employing ethyl 4-hydrazino-2-trifluoromethylpyrimidine-5-carboxylate (0.19 g, 0.76 mmol), resulting in an 80% yield (0.21 g); m.p. 85-86°C.

10

Example 22

ETHYL 2-[N-(1'-AMINOPHTHALIMIDO)]-4-TRIFLUOROMETHYL-
PYRIMIDINE-5-CARBOXYLATE

A solution of ethyl 2-chloro-4-trifluoromethyl-5-pyrimidine ester (0.25 g, 1.0 mmol), N-aminophthalimide (0.17 g, 1.0 mmol) and pyridine (0.09 ml, 1.0 mmol) in THF was heated at 60°C for 5 h and then concentrated. The residue was chromatographed (SiO₂, hexanes/EtOAc, 1:1) to give the title compound (0.07 g, 17% yield); m.p. 46-48 °C.

15
20Example 23

5-ACETYL-2-[N-(1'-AMINOCITRACONAMIDO)]-
4-TRIFLUOROMETHYLPYRIMIDINE

To a solution of 2-chloro-4-trifluoromethylpyrimidine-5-carbonyl chloride (0.50 g, 2.0 mmol) in THF at -78°C under N₂ was added MeMgBr (0.75 ml, 2.3 mmol). The reaction was stirred 0.75 h, quenched with H₂O (1ml) and diluted with EtOAc (30 ml). The organic layer was washed with H₂O, brine and then dried over MgSO₄. The residue was chromatographed (SiO₂, hexanes/EtOAc, 2:1) to provide the 5-acetyl-2-chloro-4-trifluoromethylpyrimidine (0.20 g) in 43% yield. The title

25

compound was then prepared as described for ethyl 2-[N-(1'-aminocitraconamide)]-4-trifluoromethylpyrimidine-5-carboxylate of Example 20, resulting in a 29% yield (0.08 g); m.p. 61-62°C.

5

Example 24

ETHYL UREIDOMETHYLENE PROPIONOYLACETATE

The title compound was prepared as described in Example 3, but employing ethyl propionylacetate (5.15 g, 35.7 mmol), resulting in a yield 43% (3.29 g); m.p. 148-150°C.

10

Example 25

ETHYL UREIDOMETHYLENE BUTYRYLACETATE

The title compound was prepared as described in Example 3, but employing ethyl butyrylacetate (25 g, 158 mmol), resulting in a yield of 47% (17g);
15 m.p. 145-147°C.

Example 26

ETHYL UREIDOMETHYLENE 2-THIENYLACETATE

The title compound was prepared as described in Example 3, but
20 employing ethyl 2-thienoylacetate (7.22 g, 36.4 mmol), resulting in a yield of 41% (4.0 g); m.p. 149-150°C.

Example 27

ETHYL 2-HYDROXY-4-ETHYLPYRIMIDINE-5-CARBOXYLATE

25 The title compound was prepared as described in Example 5, but employing ethyl ureidomethylene ethanoylacetate (2.5 g, 11.7 mmol), resulting in a yield of 52% (1.2 g); ¹H NMR (DMSO-d₆) δ 8.05 (d, 1H), 4.24 (q, 2H), 2.87 (m, 2H), 1.29 (t, 3H).

Example 28

ETHYL 2-HYDROXY-4-PROPYLPYRIMIDINE-5-CARBOXYLATE

The title compound was prepared as described in Example 5, but employing ethyl ureidomethylene propionylacetate (10.96 g, 48 mmol), resulting in a yield of 73% (7.3 g); ¹H NMR (CDCl₃) δ 8.2 (s, 1H), 4.35 (q, 2H), 3.0 (t, 2H), 1.75 (m, 2H), 1.37 (t, 3H), 1.0 (t, 3H).

Example 29

ETHYL 2-HYDROXY-4-(2'-THIENYL)PYRIMIDINE-5-CARBOXYLATE

The title compound was prepared as described in Example 5, but employing ethyl ureidomethylene 2-thiophenylacetate (4.0 g, 14.9 mmol), resulting in a yield of 79% (2.9 g); m.p. 144-146°C.

Example 30

ETHYL 2-CHLORO-4-ETHYLPYRIMIDINE-5-CARBOXYLATE

The title compound was prepared as described in Example 7, but employing ethyl 2-hydroxy-4-ethylpyrimidine-5-carboxylate (1.2 g, 6.1 mmol), resulting in a yield of 77% (1.0 g); GC/MS calcd for C₉H₁₁N₂O₂Cl (M⁺) 214, found 214.

Example 31

ETHYL 2-CHLORO-4-PROPYLPYRIMIDINE-5-CARBOXYLATE

The title compound was prepared as described in Example 7, but employing ethyl 2-hydroxy-4-propylpyrimidine-5-carboxylate (1.05 g, 5 mmol), resulting in a yield of 79% (0.9 g); GC/MS calcd for C₁₀H₁₃N₂O₂Cl (M⁺) 228, found 228.

Example 32

ETHYL 2-CHLORO-4-(2'-THIENYL)PYRIMIDINE-5-CARBOXYLATE

5 The title compound was prepared as described in Example 7, but employing ethyl 2-hydroxy-4-(2'-thienyl)pyrimidine-5-carboxylate (1.0 g, 4.0 mmol), resulting in a yield of 19% (0.2g); GC/MS calcd for $C_{11}H_9N_2O_2S$ (M^+) 268, found 268.

Example 33

ETHYL 2-HYDRAZINO-4-ETHYLPYRIMIDINE-5-CARBOXYLATE

10 The title compound was prepared as described in Example 18, but employing ethyl 2-chloro-4-ethylpyrimidine-5-carboxylate (1 g, 4.7 mmol), resulting in a yield of 41% (0.4 g); GC/MS calcd for $C_9H_{14}N_4O_2$ (M^+) 210, found 210.

Example 34

15 ETHYL 2-HYDRAZINO-4-PROPYLPYRIMIDINE-5-CARBOXYLATE

The title compound was prepared as described in Example 18, but employing ethyl 2-chloro-4-propylpyrimidine-5-carboxylate (0.9 g, 3.9 mmol), resulting in a yield of 97% (0.85 g); GC/MS calcd for $C_{10}H_{16}N_4O_2$ (M^+) 224, found 224.

20

Example 35

ETHYL 2-HYDRAZINO-4-(2'-THIENYL)PYRIMIDINE-5-CARBOXYLATE

The title compound was prepared as described in Example 18, but employing ethyl 2-chloro-4-(2'-thienyl)pyrimidine-5-carboxylate (0.2 g, 0.7 mmol), resulting in a yield of 92% (0.17 g); GC/MS calcd for $C_{11}H_{12}N_4O_2S$ (M^+) 264, found
25 264.

Example 36

ETHYL 2-[N-(1'-AMINOCITRACONAMIDO)]-4-ETHYLPYRIMIDINE-5-CARBOXYLATE

The title compound was prepared as described in Example 20, but employing ethyl 2-hydrazino-4-ethylpyrimidine-5-carboxylate (0.4 g, 1.9 mmol), resulting in a yield of 32% (0.13 g); ¹H NMR (CDCl₃) δ 8.84 (s, 1H), 6.51 (s, 1H), 5.94 (s, 1H), 4.32 (m, 2H), 3.05 (q, 2H), 2.18 (s, 3H), 1.35 (m, 6H).

Example 37

ETHYL 2-[N-(1'-AMINOCITRACONAMIDO)]-4-PROPYLPYRIMIDINE-5-CARBOXYLATE

The title compound was prepared as described in Example 20, but employing ethyl 2-hydrazino-4-propylpyrimidine-5-carboxylate (0.77 g, 3.4 mmol), resulting in a yield of 73% (0.7 g); m.p. 103-105°C.

Example 38

ETHYL 2-[N-(1'-AMINOCITRACONAMIDO)]-4-(2'-THIENYL)PYRIMIDINE-5-CARBOXYLATE

The title compound was prepared as described in Example 20, but employing ethyl 2-hydrazino-4-(2'-thienyl)pyrimidine-5-carboxylate (0.17 g, 0.64 mmol), resulting in a yield of 55% (0.127 g); m.p. 123-126°C.

Example 39

5-AMIDO-2-[N-(1'-AMINOCITRACONAMIDO)]-4-TRIFLUOROMETHYLPYRIMIDINE

To a solution of 2-chloro-4-trifluoromethylpyrimidine-5-carbonyl chloride (0.50 g, 2.0 mmol) in THF at 0°C under N₂ was added 2M NH₃/MeOH (1.0 ml, 2.0 mmol). The reaction was stirred 5 minutes, diluted with EtOAc (10 ml), filtered and concentrated. Chromatography (SiO₂, hexanes/EtOAc, 4:1) provided the 5-amido-2-chloro-4-trifluoromethylpyrimidine (0.20 g) in 44% yield. The title compound was then prepared as described for ethyl 2-[N-(1'-aminocitraconamide)]-4-trifluoromethylpyrimidine-5-carboxylate, resulting in a 15% yield (0.04 g); ¹H NMR

(CDCl₃) δ 8.69 (s, 1H), 8.30 (s, 1H), 6.52 (s, 1H), 6.51 (s, 1H), 6.28 (s, 1H), 2.19 (s, 3H).

Example 40

5 ETHYL 2-[N-(1'-AMINO-3'-PHENYLMALEIMIDO)]-4-TRIFLUOROMETHYL-
PYRIMIDINE-5-CARBOXYLATE

The title compound was prepared as described for ethyl 2-[N-(1'-aminocitraconamide)]-4-trifluoromethylpyrimidine-5-carboxylate but employing 3-phenylmaleic anhydride (0.21 g, 1.2 mmol), resulting in a 74% yield (0.18 g); m.p. 10 52-53°C.

Example 41

ETHYL 2-[N-(1'-AMINO-3',4'-DIMETHYLMALEIMIDO)]-4-TRIFLUOROMETHYL-
PYRIMIDINE-5-CARBOXYLATE

15 The title compound was prepared as described for ethyl 2-[N-(1'-aminocitraconamido)]-4-trifluoromethylpyrimidine-5-carboxylate but employing 3,4-dimethylmaleic anhydride (0.08 g, 0.63 mmol), resulting in a 47% yield (0.10 g); m.p. 110-111°C.

Example 42

20 ETHYL 2-[N-(1'-AMINOCITRACONAMIDO)-N-METHYL]-4-TRIFLUOROMETHYL-
PYRIMIDINE-5-CARBOXYLATE

To a solution of ethyl 2-[N-(1'-aminocitraconamido)]-4-trifluoromethylpyrimidine-5-carboxylate (0.10 g, 0.29 mmol) in THF at 0°C under nitrogen was added 25 NaH (0.01 g, 0.44 mmol). After 5 minutes, MeI (0.10 ml, 1.6 mmol) was added and the reaction was allowed to warm to room temperature. After stirring 0.5 h at room temperature, the reaction was diluted with EtOAc (15 mL), washed with H₂O and brine. The organic layer was dried over MgSO₄, filtered and concentrated. The residue was chromatographed (SiO₂, hexanes/EtOAc 8:1) to give the title compound (0.05 g, 60%

yield); ¹H NMR (CDCl₃) δ 9.05 (s, 1H), 6.48 (s, 1H), 4.37 (q, 2H), 3.61 (s, 3H), 2.17 (s, 3H), 1.35 (t, 3H).

Example 43

5 ETHYL 4-[N-(1'-AMINO-3'-PHENYLMALEIMIDO)]-2-TRIFLUOROMETHYL-
PYRIMIDINE-5-CARBOXYLATE

The title compound was prepared as described in Example 20, but employing a solution of ethyl 4-hydrazino-2-trifluoromethylpyrimidine-5-carboxylate (0.09 g, 0.36 mmol) and 3-phenylmaleic anhydride (0.13 g, 0.72 mmol) resulting in a
10 69% yield (0.10 g); m.p. 179-180°C.

Example 44

ETHYL 4-[N-(1'-AMINO-3', 4'-DIMETHYLMALEIMIDO)]-2-TRIFLUOROMETHYL-
PYRIMIDINE-5-CARBOXYLATE

15 The title compound was prepared as described in Example 20, but employing a solution of ethyl 4-hydrazino-2-trifluoromethylpyrimidine-5-carboxylate (0.09 g, 0.36 mmol) and 3,4-dimethylmaleic anhydride (0.09 g, 0.72 mmol) resulting in a 89% yield (0.12 g); m.p. 116-117°C.

Example 45

20 ETHYL 2-HYDRAZINO-4-METHYLPYRIMIDINE-5-CARBOXYLATE

The title compound was prepared as described in Example 18, but employing a solution of ethyl 2-chloro-4-methylpyrimidine-5-carboxylate (0.08 g, 0.39 mmol) and hydrazine (0.06 g, 2.0 mmol) in THF (7.8 mL) resulting in a 93% yield
25 (0.07 g); ¹H NMR (CDCl₃) δ 8.86 (s, 1H), 6.64 (bs, 1H), 4.33 (q, 2H), 2.70 (s, 3H), 1.38 (t, 3H).

Example 46ETHYL 2-[N-(1'-AMINOCITRACONAMIDO)]-4-METHYLPYRIMIDINE-
5-CARBOXYLATE

The title compound was prepared as described in Example 20, but
5 employing a solution of ethyl 2-hydrazino-4-methylpyrimidine-5-carboxylate (0.07 g,
0.36 mmol) and citraconic anhydride (0.08 g, 0.72 mmol) resulting in a 52% yield
(0.06 g); m.p. 49-50°C.

Example 4710 ETHYL 2-HYDRAZINO-4-PENTAFLUOROETHYLPYRIMIDINE-
5-CARBOXYLATE

The title compound was prepared as described in Example 18, but
employing a solution of ethyl 2-chloro-4-pentafluoroethylpyrimidine-5-carboxylate
(0.30 g, 0.99 mmol) and hydrazine (0.16 g, 5.0 mmol) in THF (20 mL) resulting in a
15 95% yield (0.28 g); ¹H NMR (CDCl₃) δ 8.86 (bs, 1H), 7.12 (bs, 1H), 4.37 (q, 2H), 1.72
(bs, 2H), 1.38 (t, 3H).

Example 4820 ETHYL 2-[N-(1'-AMINOCITRACONAMIDO)]-4-PENTAFLUOROETHYLPYRIMIDINE-
5-CARBOXYLATE

The title compound was prepared as described in Example 20, but
employing a solution of ethyl 2-hydrazino-4-pentafluoroethylpyrimidine-5-carboxylate
(0.28 g, 0.93 mmol) and citraconic anhydride (0.13 g, 1.1 mmol) resulting in a 68%
yield (0.25 g); m.p. 73-74°C.

25

Example 49

ETHYL 2-HYDRAZINO-4-PHENYLPYRIMIDINE-5-CARBOXYLATE

The title compound was prepared as described in Example 18, but
employing a solution of ethyl 2-chloro-4-phenylpyrimidine-5-carboxylate (0.09 g, 0.34

mmol) and hydrazine (0.06 g, 1.7 mmol) in THF resulting in a 91% yield (0.08 g); m.p. 74-75°C.

Example 50

5 ETHYL 2-[N-(1'-AMINOCITRACONAMIDO)]-4-PHENYLPYRIMIDINE-5-CARBOXYLATE

The title compound was prepared as described in Example 20, but employing a solution of ethyl 2-hydrazino-4-phenylpyrimidine-5-carboxylate (0.08 g, 0.31 mmol) and citraconic anhydride (0.04 g, 0.37 mmol) resulting in a 64% yield (0.07 g); m.p. 165-167°C.

10

Example 51

ETHYL 2-HYDRAZINO-4-BENZYLPIRIMIDINE-5-CARBOXYLATE

The title compound was prepared as described in Example 18, but employing a solution of ethyl 2-chloro-4-benzylpyrimidine-5-carboxylate (0.34 g, 1.2 mmol) and hydrazine (0.2 g, 6.1 mmol) in THF resulting in a 99% yield (0.33 g, oil); GC/MS, 272(M⁺).

15

Example 52

ETHYL 2-[N-(1'-AMINOCITRACONAMIDO)]-4-BENZYLPIRIMIDINE-5-CARBOXYLATE

20 The title compound was prepared as described in Example 20, but employing a solution of ethyl 2-hydrazino-4-benzylpyrimidine-5-carboxylate (0.34 g, 1.2 mmol) and citraconic anhydride (0.22 g, 2.0 mmol) resulting in a 37% yield (0.15 g) of the title compound; m.p. 34-36°C.

25

Example 53

METHYL 2-HYDROXY-4-(3'-PYRIDYL)PYRIMIDINE-5-CARBOXYLATE

The title compound was prepared as described in Example 5, but employing a solution of methyl ureidomethylene nicotinoyl acetate (8.4 g, 34 mmol) Na

(1.0 g, 44 mmol) in EtOH (200 mL) resulting in a 52% yield (4.4 g); ¹H NMR (DMSO-d₆) δ 8.59 (s, 1H), 8.51 (m, 2H), 7.72 (m, 1H), 7.36 (m, 1H), 3.51 (s, 3H).

Example 54

5 METHYL 2-CHLORO-4-(3'-PYRIDYL)PYRIMIDINE-5-CARBOXYLATE

The title compound was prepared as described in Example 7, but employing a solution of methyl 2-hydroxy-4-(3'-pyridyl)pyrimidine-5-carboxylate (4.42 g, 18 mmol) and POCl₃ (53.6 g, 350 mmol) resulting in a 25% yield (1.1 g); ¹H NMR (DMSO-d₆) δ 9.11 (s, 1H), 8.77 (m, 2H), 8.03 (m, 1H), 7.45 (m, 1H), 3.85 (s, 3H).

10

Example 55

METHYL 2-HYDRAZINO-4-(3'-PYRIDYL)PYRIMIDINE-5-CARBOXYLATE

The title compound was prepared as described in Example 18, but employing a solution of methyl 2-chloro-4-(3'-pyridyl)pyrimidine-5-carboxylate (0.10 g, 0.42 mmol) and hydrazine (67 mg, 2.1 mmol) resulting in a 97% yield (0.10 g); ¹H NMR (DMSO-d₆) δ 9.09 (s, 1H), 8.76 (d, 1H), 8.69 (d, 1H), 8.35 (bs, 1H), 7.89 (d, 1H), 7.42 (m, 1H), 3.76 (s, 2H), 2.19(bs, 2H).

15

Example 56

20 METHYL 2-[N-(1'-AMINOCITRACONAMIDO)]-4-(3'-PYRIDYL)-
PYRIMIDINE-5-CARBOXYLATE

The title compound was prepared as described in Example 20, but employing a solution of methyl 2-hydrazino-4-(3'-pyridyl)pyrimidine-5-carboxylate (0.1 g, 0.39 mmol) and citraconic anhydride (0.04 g, 0.39 mmol) resulting in a 42%
25 yield (0.06 g); m.p. 93-94°C.

Example 57

ETHYL 2-HYDROXY-4-BENZYLPIRIMIDINE-5-CARBOXYLATE

A solution of benzyl acetoacetate (7.0 g, 34 mmol) and N,N-dimethylformamide dimethyl acetal (4.0 g, 34 mmol) was stirred at room temperature for 0.25 h. The solution was concentrated and treated with urea (2.2 g, 37 mmol) and Na (1.2 g, 51 mmol) in EtOH (100 mL). The mixture was heated at reflux for 18 h, concentrated, acidified and purified by chromatography (SiO₂) to yield the desired product (2.6 g, 30%); m.p. 57-61°C.

10

Example 58

ETHYL 2-CHLORO-4-BENZYLPIRIMIDINE-5-CARBOXYLATE

The title compound was prepared as described in Example 7, but employing a solution of ethyl 2-hydroxy-4-benzylpyrimidine-5-carboxylate (1.1 g, 4.3 mmol) and POCl₃ (16 g, 107 mmol) resulting in a 37% yield (0.44 g); ¹H NMR (DMSO-d₆) δ 9.00 (s, 1H), 7.6-7.4 (m, 5H), 4.55 (s, 2H), 4.25 (q, 2H), 1.14 (t, 3H).

15

Example 59

DIETHYL UREIDOMETHYLENE OXALACETATE

A solution of diethyl oxalacetate (5.7 g, 30.4 mmol), triethyl orthoformate (8.8 g, 30 mmol) and urea (2.0 g, 30 mmol) was heated at reflux for 1.5 h. The product was filtered, washed with water and ether to give (3.5 g, 45%) of the title compound; ¹H NMR (DMSO-d₆) δ 11.29 and 10.81 (dd, 1H), 8.6-7.4 (m, 3H), 4.2 (m, 4H), 1.24 (m, 6H).

25

Example 60

METHYL UREIDOMETHYLENE NICOTINOYL ACETATE

The title compound was prepared as described in Example 3, but employing a solution of methyl nicotinoyl acetate (10 g, 56 mmol), triethyl

orthoformate (8.3 g, 56 mmol) and urea (3.4 g, 56 mmol) resulting in a 60% yield (8.4 g); ¹H NMR (DMSO-d₆) δ 10.85 and 10.36 (dd, 1H), 8.8-7.2 (m, 7H), 3.58 (d, 3H).

Example 61

5 DIETHYL 2-HYDROXYPYRIMIDINE-4,5-DICARBOXYLATE

A solution of diethyl ureidomethylene oxalacetate (18.3 g, 71 mmol) in xylene (95 mL) was heated at reflux for 18 h. The reaction was cooled and the resulting solid was filtered. The solid was recrystallized from EtOAc to give the desired compound (8.2 g, 48%); ¹H NMR (DMSO-d₆) δ 8.61 (s, 1H), 4.25 (m, 4H), 1.27 (m,
10 6H).

Example 62

DIETHYL 2-CHLOROPYRIMIDINE-4,5-DICARBOXYLATE

The title compound was prepared as described in Example 7, but
15 employing a solution of diethyl 2-hydroxypyrimidine-4,5-dicarboxylate (1.0 g, 4.2 mmol) and POCl₃ (7.7 g, 50 mmol) resulting in a 30% yield (0.32 g); ¹H NMR (CDCl₃) δ 9.09 (d, 1H), 4.35 (m, 4H), 1.30 (m, 6H).

Example 63

20 DIETHYL 2-HYDRAZINOPYRIMIDINE-4,5-DICARBOXYLATE

The title compound was prepared as described in Example 18, but
employing a solution of diethyl 2-chloropyrimidine-4,5-dicarboxylate (0.21 g, 0.83 mmol) and hydrazine (0.13 g, 4.2 mmol) in THF (10 mL) resulting in 96% yield (0.20 g); ¹H NMR (CDCl₃) δ 8.93 (bs, 1H), 8.34 (bs, 1H), 4.40 (m, 4H), 4.18 (bs, 2H), 1.35
25 (m, 6H).

Example 64DIETHYL 2-[N-(1'-AMINOCITRACONAMIDO)]-
PYRIMIDINE-4,5-DICARBOXYLATE

The title compound was prepared as described in Example 20, but
5 employing a solution diethyl 2-hydrazinopyrimidine-4,5-dicarboxylate (0.20 g, 0.79
mmol) and citraconic anhydride (0.11 g, 0.95 mmol) resulting in a 77% yield (0.21 g);
¹H NMR (CDCl₃) δ 8.94 (s, 1H), 8.88 (bs, 1H), 6.53 (s, 1H), 4.35 (m, 4H), 2.16 (s, 3H),
1.33 (m, 6H).

10

Example 65ETHYL 2-[N-(1'-AMINO-3'-METHYLSUCCINIMIDO)]-4-
TRIFLUOROMETHYLPYRIMIDINE-5-CARBOXYLATE

To a solution of ethyl 2-[N-(1'-aminocitraconamido)]-4-
15 trifluoromethylpyrimidine-5-carboxylate (0.05 g, 0.15 mmol) in EtOH (20 ml) was
added Pd/C (0.1 g). The reaction was stirred under an atmosphere of H₂ overnight.
The mixture was filtered over celite and concentrated to give the title compound (0.047
g, 94% yield); ¹H NMR (CDCl₃) δ 9.00 (s, 1H), 8.39 (s, 1H), 4.40 (q, 2H), 3.10 (m, 2H),
2.44 (m, 1H), 1.38 (m, 3H).

20

Example 66METHYL 2-[N-(1'-AMINO-3'-METHYLSUCCINIMIDO)]-4-
TRIFLUOROMETHYLPYRIMIDINE-5-CARBOXYLATE

The title compound was prepared as described in Example 65, but
25 employing methyl 2-[N-(1'-aminocitraconamido)]-4-trifluoromethylpyrimidine-5-
carboxylate (0.02 g, 0.06 mmol), resulting in a yield of 94% (0.019 g); m.p. 66-68°C.

Example 67ETHYL 2-[N-(1'-AMINOCITRACONAMIDO)]-4-
[2'-(5''-CHLOROTHIENYL)PYRIMIDINE-5-CARBOXYLATE

A solution of 5-chlorothiophene-2-carboxylic acid (16.3 g, 0.1 mole) and
5 carbonyl diimidazole (27.8 g, 0.17 mol) in THF (200 mL) was stirred 30 minutes.
Bis(ethyl malonate)magnesium salt (14.4 g, 0.051 mol) was added and the mixture was
refluxed for 7 hours, cooled to RT and concentrated. EtOAc (200 mL) and 6N HCl (50
mL) were added and the organic layer was separated, dried (MgSO₄), and concentrated.
The ethyl 5-chloro-2-thiophenylacetate (23 g, 0.1 mol) and N,N-dimethylformamide
10 dimethyl acetal (12 g, 0.1 mol) were stirred for 1 hour and concentrated. To this was
added, a solution of NaOEt previously prepared using sodium in EtOH [Na (2.3 g, 0.1
mol) dissolved in 500 mL EtOH] and S-methyl isothiuronium sulfate (13.9 g, 0.05
mol) that was allowed to stir for 30 minutes. The mixture was refluxed for 4 hours,
cooled to RT, concentrated, dissolved in EtOAc (500 mL), washed with 4N HCl (2 x
15 50 mL), dried (MgSO₄) and the solvent replaced with CH₂Cl₂ (300 mL). The solution
was cooled to 0°C, mCPBA (51 g, 0.3 mol) was slowly added, and the solution was
allowed to reach RT. After stirring for 2 hours, the solution was quenched by slowly
pouring into a cold satd. NaHSO₃ solution (100 mL). The organic layer was then
washed with satd. NaHCO₃ (100 mL), dried (MgSO₄), and concentrated. From this, the
20 title compound was prepared as described in Example 20, but employing the ethyl 2-
hydrazino-4-[2'-(5'-chlorothiophene)]pyrimidine-5-carboxylate (3.0 g, 0.017 mol)
{prepared according to the procedure of Example 19, but employing ethyl 2-mesy-4-
[2'-(5'-chlorothiophene)]pyrimidine-5-carboxylate described above}, resulting in a yield
of 38% (1.3 g); m.p. 137-138°C.

Example 68

ETHYL 2-[N-(1'-AMINOCITRACONAMIDO)-N-METHYL]-4-
[2'-(5''-CHLOROTHIENYL)PYRIMIDINE-5-CARBOXYLATE

The title compound was prepared as described in Example 67 from 4-[2'-
5 (5'-chlorothiophene)-2-hydrazino-5-pyrimidine carboxylate (0.5 g, 1.7 mmol), but
employing methyl hydrazine (0.35 g, 7.5 mmol) where hydrazine was used, resulting in
a yield of 48% (0.32 g); GC/MS calcd for C₁₇H₁₃N₄O₄SCl (M⁺) 406, found 406.

10

Example 69

ETHYL 2-[N-(1'-AMINO-4'-METHYLPHTHALIMIDO)]-4-
TRIFLUOROMETHYLPYRIMIDINE-5-CARBOXYLATE

The title compound was prepared as described in Example 20,
employing ethyl 2-hydrazino-4-trifluoromethylpyrimidine-5-carboxylate (0.20 g, 0.8
15 mmol) and 4-methylphthalic anhydride (0.26 g, 1.6 mmol) where citraconic anhydride
was used, resulting in a yield of 29% (0.09 g); m.p. 50-51°C.

20

Example 70

ETHYL 2-[N-(1'-AMINO-4',5'-DICHLOROPHTHALIMIDO)]-4-
TRIFLUOROMETHYLPYRIMIDINE-5-CARBOXYLATE

The title compound was prepared as described in Example 20,
employing ethyl 2-hydrazino-4-trifluoromethylpyrimidine-5-carboxylate (0.20 g, 0.8
mmol) and 4,5-dichlorophthalic anhydride (0.35 g, 1.6 mmol) where citraconic
25 anhydride was used, resulting in a yield of 61% (0.22 g); m.p. 142-144°C.

Example 71

ETHYL 2-[N-(1'-CITRACONAMIDO)]-PYRIMIDINE-5-CARBOXYLATE

The title compound was prepared by (a) treating 2-chloropyrimidine-5-carbonylchloride (Example 13, 110 mg, 0.62 mmol) with ethanol (200 mg, 4.4 mmol in 5 1 mL of ethyl acetate) to provide 60% of ethyl 2-chloropyrimidine-5-carboxylate, (b) reaction of ethyl 2-chloropyrimidine-5-carboxylate (70 mg, 0.37 mmol) with hydrazine (100 mg, 3 mmol) to afford 44% of ethyl 4-hydrazinopyrimidine-5-carboxylate as in Example 19, (c) reaction of ethyl 4-hydrazinopyrimidine-5-carboxylate (0.36 g, 2.0 mmol) with citraconic anhydride (0.34 g, 3.0 mmol) in analogy to Example 21 to afford 10 10% (0.05 g) of the title compound; m.p. 95-98°C

Example 72

5-BENZOYL-4-ETHYL-2-METHYLTHIOPYRIMIDINE

15 The title compound was prepared by (a) reaction of ethyl propionylacetate (19.4 g, 0.13 mol) and N,N-dimethylformamide dimethyl acetal (16.0 g, 0.13 mol) in analogy to Example 67, (b) reaction with NaOEt (0.18 mol) and S-methyl isothouronium sulfate (18.7 g, 0.067 mol) also described for Example 67, (c) hydrolysis of the ethyl 4-ethyl-2-methylthiopyrimidine-5-carboxylate (18.0 g, 0.08 20 mmol) with NaOH (12.7 g, 0.32 mol) in H₂O (200 mL) as described in Example 67, (d) reaction of the 4-ethyl-2-methylthiopyrimidine-5-carboxylic acid (0.50 g, 2.5 mmol) and oxalyl chloride (0.32 g, 2.5 mmol) as described in Example 11, and (e) reaction of the 4-ethyl-2-methylthiopyrimidine-5-carbonyl chloride (0.50 g, 2.3 mmol) and phenyl magnesium bromide as described for Example 23, resulting in a yield of 22% (0.14 g) 25 from the 4-ethyl-2-methylthiopyrimidine-5-carboxylic acid; ¹H NMR (CDCl₃) δ 9.18 (s, 1H), 7.80 (d, 2H), 7.62 (t, 1H), 7.50 (t, 2H), 2.81 (q, 2H), 2.61 (s, 3H), 1.22 (t, 3H).

Example 73ETHYL 2-[N-(1'-AMINOCITRACONAMIDO)-N-METHYL]-4-
ETHYLPYRIMIDINE-5-CARBOXYLATE

The title compound was prepared as described in Example 42, but
5 employing ethyl 2-[N-(1'-aminocitraconamido)]-4-ethylpyrimidine-5-carboxylate (0.05
g, 0.16 mmol), resulting in a yield of 76% (0.04g); ¹H NMR (CDCl₃) δ 8.80 (d, 1H),
6.46 (s, 1H), 4.30 (q, 2H), 3.58 (s, 3H), 3.18 (m, 2H), 2.16 (s, 3H), 1.33 (m, 6H).

10

Example 74ETHYL 2-[N-ACETYL-N-(1'-AMINOCITRACONAMIDO)]-4-
PROPYLPYRIMIDINE-5-CARBOXYLATE

Ethyl 2-[N-(1'-aminocitraconamido)]-4-propylpyrimidine-5-carboxylate
(0.060 g, 0.19 mmole) and 1.5 mL of an acetic anhydride and pyridine (1:1 molar)
15 solution were stirred overnight. Concentration and chromatography (SiO₂,
hexanes/EtOAc, 3:2) provided the title compound (0.03 g, 44% yield); ¹H NMR
(CDCl₃) δ 9.0 (s, 1H), 6.5 (s, 1H), 4.4 (q, 2H), 3.1 (t, 2H), 2.82 (s, 3H), 2.19 (s, 3H), 1.7
(m, 2H), 1.39 (t, 3H), 0.99 (t, 3H).

20

Example 75ETHYL 2-[N-ACETYL-N-(1'-AMINOCITRACONAMIDO)]-4-
TRIFLUOROMETHYLPYRIMIDINE-5-CARBOXYLATE

The title compound was prepared as described in Example 74, but
25 employing ethyl 2-[N-(1'-aminocitraconamido)]-4-trifluoromethylpyrimidine-5-
carboxylate (0.14 g, 0.4 mmol), resulting in a yield of 67% (0.11 g); ¹H NMR (CDCl₃) δ
9.14 (s, 1H), 6.55 (s, 1H), 4.45 (q, 2H), 2.83 (s, 3H), 2.20 (s, 3H), 1.39 (t, 3H).

Example 76METHYL 2-HYDRAZINO-4-PENTAFLUOROETHYLPYRIMIDINE-
5-CARBOXYLATE

The title compound was prepared according to the procedure of Example
5 47 but employing a solution of methyl 2-chloro-4-pentafluoroethylpyrimidine-5-
carboxylate (0.55 g, 1.9 mmol; itself prepared by a reaction of methanol with 2-chloro-
4-pentafluoroethylpyrimidine-5-carbonyl chloride (see Example 17)) and hydrazine (0.3
g, 9.4 mmol), resulting in a yield of 99% (0.54 g); ¹HNMR (CDCl₃) δ, 8.87 (s, 1H), 7.09
(s, 1H), 3.92 (s, 3H), 1.7 (s, 2H).

10

Example 77METHYL 2-[N-(1'-AMINOCITRACONAMIDO)]-4-
PENTAFLUOROETHYLPYRIMIDINE-5-CARBOXYLATE

The title compound was prepared according to the procedure of Example
15 20 but employing 2-hydrazino-4-pentafluoroethylpyrimidine-5-carboxylate (0.54 g, 1.9
mmol) and citraconic anhydride (0.25 g, 2.3 mmol), resulting in a yield of 98%
(0.71 g); m.p. 94-95°C.

20

Example 78METHYL 2-[N-(1'-AMINOCITRACONAMIDO)]-N-METHYL]-4-
PENTAFLUOROETHYLPYRIMIDINE-5-CARBOXYLATE

The title compound was prepared according to the procedure of Example
25 73 but employing methyl 2-[N-(1'-aminocitraconamido)]-4-pentafluoroethylpyrimidine-
5-carboxylate (0.05 g, 0.13 mmol), a base and methyl iodide (0.04 g, 0.26 mmol);
¹HNMR (CDCl₃) δ 9.02 (s, 1H), 8.79 (s, 1H), 6.49 (m, 1H), 3.92 (s, 3H), 3.59 (d, 3H),
2.16 (d, 3H).

Example 79

t-BUTYL 2-[N-(1'-AMINOCITRACONAMIDO)]-4-
TRIFLUOROMETHYLPYRIMIDINE-5-CARBOXYLATE

5 The title compound was prepared from t-butyl 2-hydrazino-4-trifluoromethylpyrimidine-5-carboxylate (0.88 g, 3.2 mmol) (prepared as described for Example 19, but employing t-butyl 2-chloro-4-trifluoromethylpyrimidine-5-carboxylate) as described in Example 20, resulting in a yield of 10% (0.12 g); ¹H NMR (CDCl₃) δ 8.84 (s, 1H), 7.50 (s, 1H), 6.53 (s, 1H), 2.20 (s, 3H), 1.55 (s, 9H).

10

Example 80

METHYL 2-[N-(1'-AMINOCITRACONAMIDO)]-4-
TRIFLUOROMETHYLPYRIMIDINE-5-CARBOXYLATE

15 The title compound was prepared from methyl 2-hydrazino-4-trifluoromethylpyrimidine-5-carboxylate (0.01 g, 0.42 mmol) (prepared as described for Example 19, but employing methyl 2-chloro-4-trifluoromethylpyrimidine-5-carboxylate) as described in Example 20, resulting in a yield of 69% (0.096 g); m.p. 118-120°C.

20

Example 81

METHYL 2-[N-(1'-AMINOCITRACONAMIDO)-N-METHYL]-4-
TRIFLUOROMETHYLPYRIMIDINE-5-CARBOXYLATE

25 The title compound was prepared from methyl 2-[N-(1'-aminocitraconamido)]-4-trifluoromethylpyrimidine-5-carboxylate (0.20 g, 6.1 mmol) as described in Example 42, resulting in a yield of 10% (0.02 g); ¹H NMR (CDCl₃) δ 9.05 (s, 1H), 6.49 (s, 1H), 3.91 (s, 3H), 3.62 (s, 3H), 2.18 (s, 3H).

Example 82

METHYL 2-HYDRAZINO-4-(2'-THIENYL)PYRIMIDINE-5-CARBOXYLATE

A solution of ethyl 2-hydroxy-4-(2'-thienyl)pyrimidine-5-carboxylate
5 (2.7 g, 10.8 mmol) and NaOH (1.3 g, 32.4 mmol) in H₂O (25 mL) was stirred overnight
then acidified to pH<2 using concentrated HCl. The precipitate was collected, dried
under vacuum, and POCl₃ (16.5 g, 108 mmol) was added. To this was added
diethylaniline (1.6 g, 10.8 mmol), and the mixture was refluxed for 30 minutes. The
solution was cooled, concentrated, poured over ice and extracted with ether (200 mL).
10 The 2-chloro-4-(2'-thienyl)pyrimidine-5-carboxylic acid was then dissolved in CH₂Cl₂
(30 mL), treated with oxalyl chloride (5.4 g, 42.7 mmol) and DMF (2 drops), and
allowed to stir overnight. The solution was then concentrated, dissolved in MeOH (10
mL) and concentrated after stirring 10 minutes. The title compound was prepared from
the crude methyl 2-chloro-4-(2'-thienyl)pyrimidine-5-carboxylate as described in
15 Example 19, resulting in an overall yield of 6% (0.16 g); GC/MS calcd for C₁₀H₁₀N₄O₂S
(M⁺) 250, found 250.

Example 8320 METHYL 2-[N-(1'-AMINOCITRACONAMIDO)]-4-
(2'-THIENYL)PYRIMIDINE-5-CARBOXYLATE

The title compound was prepared from methyl 2-hydrazino-4-(2'-
thienyl)pyrimidine-5-carboxylate (0.16 g, 0.64 mmol) according to the procedure of
Example 20, resulting in a yield of 90% (0.20 g); m.p. 112-113°C.

25

Example 84

ETHYL 2-[N-(1'-AMINOCITRACONAMIDO-N-BENZYL)]-4-
TRIFLUOROMETHYLPYRIMIDINE-5-CARBOXYLATE

The title compound was prepared from ethyl 2-(hydrazino-1'-benzyl)-4-
5 trifluoromethylpyrimidine-5-carboxylate (0.2 g, 0.78 mmol) (prepared according to the
procedure of Example 19 but employing benzylhydrazine) as described in Example 20,
resulting in a yield of 12% (0.05 g); ¹H NMR (CDCl₃) δ 9.08 (d, 1H), 7.3 (m, 5H), 6.39
(s, 1H), 5.21 (m, 2H), 4.37 (m, 2H), 2.09 (s, 3H), 1.37 (m, 3H).

10

Example 85

ETHYL 2-[N-(1'-AMINOCITRACONAMIDO-N-METHYL)]-4-
(2'-THIENYL)PYRIMIDINE-5-CARBOXYLATE

The title compound was prepared from ethyl 2-[N-(1'-
15 aminocitraconamido)]-4-(2'-thienyl)pyrimidine-5-carboxylate (0.05 g, 0.14 mmol)
according to the procedure of Example 42, resulting in a yield of 19% (0.01 g); ¹H NMR
(CDCl₃) δ 8.83 (d, 1H), 7.78 (m, 1H), 7.41 (m, 1H), 7.10 (m, 1H), 6.47 (d, 1H), 4.34
(m, 2H), 3.61 (s, 3H), 2.20 (d, 3H), 1.33 (m, 3H).

20

Example 86

2-[N-(1'-AMINOCITRACONAMIDO)]-4-
TRIFLUOROMETHYLPYRIMIDINE-5-CARBOXYLIC ACID

A solution of t-butyl 2-[N-(1'-aminocitraconamido)]-4-
25 trifluoromethylpyrimidine-5-carboxylate (0.20 g, 0.5 mmol) in concentrated formic acid
(8 mL) was refluxed for one hour, cooled, diluted with H₂O (10 mL), extracted with
EtOAc (2 x 20 mL), dried (MgSO₄) and concentrated. The solid was washed with
CH₂Cl₂ (2 x 20 mL) and dried under vacuum to give the title compound in 60% yield
(0.10 g); m.p. 107-109°C.

Example 87

5 5-BENZOYL 2-[N-(1'-AMINOCITRACONAMIDO)]-4-
TRIFLUOROMETHYLPYRIMIDINE

The title compound was prepared from 5-benzoyl-2-hydrazino-4-trifluoromethylpyrimidine (0.15 g, 0.53 mmol) (prepared as described for Example 19, but employing 5-benzoyl-2-mesyl-4-trifluoromethylpyrimidine) as described in Example 20, resulting in a yield of 6% (0.015 g); ¹H NMR (CDCl₃) δ 8.5 (s,1H), 7.8 (m,2H), 7.65 (m,1H), 7.5 (m,2H), 6.5 (s,1H), 3.45 (s,1H), 2.2 (s,3H).

Example 88

15 ETHYL 2-[N-(1'-AMINOCITRACONAMIDO)]-4-
(3'-THIENYL)PYRIMIDINE-5-CARBOXYLATE

The title compound was prepared from ethyl 2-hydrazino-4-(3'-thienyl)pyrimidine-5-carboxylate (0.22 g, 0.88 mmol) (prepared in the same manner as Example 35) as described in Example 20, resulting in a yield of 40% (0.11 g); m.p. 47-48°C.

Example 89

25 ETHYL 2-[N-(1'-AMINOCITRACONAMIDO-N-METHYL)]-4-
(3'-THIENYL)PYRIMIDINE-5-CARBOXYLATE

The title compound was prepared from ethyl 2-[N-(1'-aminocitraconamido)]-4-(3'-thienyl)pyrimidine-5-carboxylate (0.05 g, 0.14 mmol) as described in Example 42, resulting in a yield of 19% (0.01 g); 39-41°C.

Example 90

ETHYL 2-[N-(1'-AMINOCITRACONAMIDO)]-4-
[2'-(5'-METHYLTHIENYL)]PYRIMIDINE-5-CARBOXYLATE

The title compound was prepared from ethyl 2-hydrazino-4-[2'-(5'-methylthienyl)]pyrimidine-5-carboxylate (0.22 g, 0.88 mmol) (prepared in the same manner as Example 67) as described for Example 20, resulting in a yield of 40% (0.11 g); m.p. 138-139°C.

10

Example 91

ETHYL 2-[N-(1'-AMINOCITRACONAMIDO)]-4-
(2'-FURANYL) PYRIMIDINE-5-CARBOXYLATE

The title compound was prepared by (a) reaction of ethyl 2'-furanoylacetate (10 g, 0.055 mol) with N,N-dimethylformamide dimethyl acetal (7.3 g, 0.055 mol) as described for Example 67, (b) subsequent reaction with a solution NaOEt (0.058 mol) and S-methyl isothouronium sulfate (7.7 g, 0.028 mol) also described for Example 67, (c) oxidation with mCPBA (9.8 g, 0.057 mol) also described for Example 67, (d) reaction with hydrazine (1.5 mL, 0.05 mol) as described for Example 19, and (e) reaction with citraconic anhydride (4 mL, 0.05 mol) as described for Example 20, resulting in an overall yield of 1% (0.18 g); m.p. 38-40°C.

20

Example 92

ETHYL 2-[N-(1'-AMINOCITRACONAMIDO-N-METHYL)]-4-
[2'-(5'-METHYLTHIENYL)]PYRIMIDINE-5-CARBOXYLATE

25

The title compound was prepared from ethyl 2-(1'-methylhydrazino)-4-[2'-(5'-methylthienyl)]pyrimidine-5-carboxylate (3.0 g, 10.0 mmol) (prepared in the same manner as Example 67 employing methyl hydrazine) as described in Example 20,

resulting in a yield of 40% (1.6 g); ¹H NMR (CDCl₃) δ 8.71 (d,1H), 7.7 (d,1H), 6.74 (d,1H), 6.5 (d,1H), 4.33 (q,2H), 3.6 (s,3H), 2.5 (d,3H), 2.2 (d,3H), 1.32 (t,3H).

5

Example 93

ETHYL 2-[N-(1'-AMINOCITRACONAMIDO)]-4-
(2'-THIANAPHTHYL)PYRIMIDINE-5-CARBOXYLATE

The title compound was prepared by (a) reaction of ethyl 2'-
benzothienoylacetate (24.8 g, 0.1 mol) with N,N-dimethylformamide dimethyl acetal
10 (7.3 g, 0.055 mol) as described for Example 67, (b) subsequent reaction with a solution
of NaOEt (0.12 mol) and S-methyl isothouronium sulfate (13.9 g, 0.05 mol) also
described for Example 67, (c) oxidation with mCPBA (8.5 g, 0.05 mol) also described
for Example 67, (d) reaction with hydrazine (1.5 mL, 0.05 mol) as described for
Example 19, and (e) reaction with citraconic anhydride (4 mL, 0.05 mol) as described
15 for Example 20, resulting in an overall yield of 0.1% (0.05 g); m.p. 165-166°C.

20

Example 94

METHYL 2-[N-(1'-AMINOCITRACONAMIDO-N-ETHYL)]-4-
TRIFLUOROMETHYLPYRIMIDINE-5-CARBOXYLATE

The title compound was prepared from methyl 2-[N-(1'-
aminocitraconamido)]-4-trifluoromethylpyrimidine-5-carboxylate (0.20 g, 0.61 mmol)
as described for Example 42, but employing ethyliodide, resulting in a yield of 18%
(0.04 g); ¹H NMR (CDCl₃) δ 9.01 (d, 1H), 6.48 (s, 1H), 4.05 (q, 2H), 3.87 (s, 3H), 2.14
25 (s, 3H), 1.27 (t, 3H).

Example 95

ETHYL 2-[N-(1'-AMINOCITRACONAMIDO-N-BUTANOYL)]-4-
TRIFLUOROMETHYLPYRIMIDINE-5-CARBOXYLATE

The title compound was prepared from ethyl 2-[N-(1'-aminocitraconamido)]-4-trifluoromethylpyrimidine-5-carboxylate (0.10 g, 0.29 mmol) as described for Example 74, but employing butyric anhydride, resulting in a yield of 23% (0.03 g); ¹H NMR (CDCl₃) δ 9.13 (s, 1H), 6.54 (s, 1H), 4.42 (q, 2H), 3.17 (t, 2H), 2.18 (s, 3H), 1.77 (q, 2H), 1.36 (t, 3H), 1.01 (t, 3H).

10

Example 96

ETHYL 2-[N-(1'-AMINOCITRACONAMIDO)-N-(N'-METHYLCARBOXAMIDYL)]-4-
TRIFLUOROMETHYLPYRIMIDINE-5-CARBOXYLATE

Ethyl 2-[N-(1'-aminocitraconamido)]-4-trifluoromethylpyrimidine-5-carboxylate (0.05 g, 0.15 mmol) and methylisocyanate (0.3 mL) were heated to 60°C for 3 minutes and allowed to cool to RT. After 30 minutes, the residual isocyanate was removed under vacuum, and the solid was washed with hexanes to provide the title compound in a 70% yield (0.03 g); m.p. 132-134°C.

20

Example 97

ETHYL 2-[N-(1'-AMINOCITRACONAMIDO)-N-(1''-OXO-2''-PHENYLETHYL)]-4-
TRIFLUOROMETHYLPYRIMIDINE-5-CARBOXYLATE

A solution of ethyl 2-[N-(1'-aminocitraconamido)]-4-trifluoromethylpyrimidine-5-carboxylate (0.04 g, 0.12 mmol), phenylacetylchloride (0.08 mL, 0.6 mmol) and pyridine (0.05 mL, 0.6 mmol), in CH₂Cl₂ (15 mL) was stirred 1.5 hours, washed with H₂O, dried (MgSO₄), concentrated and chromatographed (SiO₂, hexanes/EtOAc, 2:1) to give the title compound in 42% yield (0.021 g); ¹H NMR

(CDCl₃) δ 9.11 (s, 1H), 7.27 (m, 5H), 6.53 (s, 1H), 4.46 (s, 2H), 4.42 (q, 2H), 2.17 (s, 3H), 1.37 (t, 3H).

5

Example 98ETHYL 2-[N-(1'-AMINOCITRACONAMIDO)]-4-METHOXYMETHYL
PYRIMIDINE-5-CARBOXYLATE

The title compound was prepared by (a) reaction of ethyl methoxyketoacetate (10.5 g, 0.07 mol) with triethyl orthoformate (9.7 g, 0.07 mol) and
10 urea (3.9 g, 0.07 mol) as described for Example 3, (b) reaction with NaOEt (0.02 mol) as described for Example 5, (c) reaction with POCl₃ (6.5 mL, 0.07 mol) as described for Example 7, (d) reaction with hydrazine (2 mL, 0.07 mol) as described for Example 19, and (e) reaction with citraconic anhydride (6 mL, 0.07 mol) as described for Example 20, resulting in an overall yield of 8% (1.8 g); ¹H NMR (CDCl₃) δ 8.87 (s, 1H), 8.2 (s,
15 1H), 6.5 (s, 1H), 4.87 (s, 2H), 4.35 (q, 2H), 3.47 (s, 3H), 2.18 (s, 3H), 1.35 (t, 3H).

Example 99ETHYL 2-[N-(1'-AMINOCITRACONAMIDO)-N-(ETHOXYCARBONYL)]-4-
20 TRIFLUOROMETHYLPYRIMIDINE-5-CARBOXYLATE

The title compound was prepared from ethyl 2-[N-(1'-aminocitraconamido)]-4-trifluoromethylpyrimidine-5-carboxylate (0.06 g, 0.19 mmol) as described for Example 97, but employing ethyl chloroformate, resulting in a yield of 71% (0.055 g); ¹H NMR (CDCl₃) δ 9.13 (s, 1H), 6.54 (s, 1H), 4.39 (m, 4H), 2.18 (s,
25 3H), 1.31 (m, 6H).

Example 100

ETHYL 2-[N-(1'-AMINOCITRACONAMIDO)-N-BENZOYL]-4-
TRIFLUOROMETHYLPYRIMIDINE-5-CARBOXYLATE

The title compound was prepared from ethyl 2-[N-(1'-aminocitraconamido)]-4-trifluoromethylpyrimidine-5-carboxylate (0.09 g, 0.26 mmol) as described for Example 97, but employing benzoyl chloride, resulting in a yield of 69% (0.08 g); ¹H NMR (CDCl₃) δ 8.99 (s, 1H), 7.72 (d, 2H), 7.52 (dd, 1H), 7.41 (dd, 2H), 6.55 (s, 1H), 4.39 (q, 2H), 2.19 (s, 3H), 1.35 (t, 3H).

10

Example 101

5-BENZOYL 2-[N-(1'-AMINOCITRACONAMIDO)]-4-ETHYLPYRIMIDINE

The title compound was prepared by (a) reaction of 5-benzoyl-4-ethyl-2-methylthiopyrimidine (0.14 g, 0.54 mmol) and mCPBA (0.28 g, 1.6 mmol) as described for Example 67, (b) reaction with hydrazine (0.09 g, 2.7 mmol) as described for Example 19, and (c) reaction with citraconic anhydride as described for Example 20, resulting in an overall yield of 25% (0.046 g); m.p. 49-50°C.

20

Example 102

5-BENZOYL 2-[N-(1'-AMINOCITRACONAMIDO)-N-METHYL]-4-ETHYLPYRIMIDINE

The title compound was prepared as described for Example 42, but employing 2-[N-(1'-aminocitraconamido)]-5-benzoyl-4-ethylpyrimidine (0.06 g, 0.18 mmol), resulting in a yield of 40% (0.025 g); ¹H NMR (CDCl₃) δ 8.41 (d, 1H), 7.78 (d, 2H), 7.60 (dd, 1H), 7.44 (dd, 2H), 6.43 (s, 1H), 3.61 (s, 3H), 2.68 (m 2H), 2.19 (s, 3H), 1.2 (m 3H).

Example 103

ETHYL-2-[N-(1'-AMINOCITRACONAMIDO)-N-METHYL]-4-
PENTAFLUOROETHYLPYRIMIDINE-5-CARBOXYLATE

The title compound was prepared according to the procedure of Example
5 78 but employing ethyl-2-[N-(1'-aminocitraconamide)]-4-pentafluoroethylpyrimidine-5-
carboxylate (0.1 g, 0.3 mmol) and methyl iodide (0.07 g, 0.5 mmol) under basic
conditions, resulting in a yield of 47% (0.05 g); ¹HNMR (CDCl₃) δ 9.01 (s, 1H), 8.80 (s,
1H), 6.49 (m, 1H), 4.39 (q, 2H), 3.62 (s, 3H), 2.18 (d, 3H), 1.36 (t, 3H).

10

Example 104

ETHYL 2-[N-(1'-AMINOCITRACONAMIDO)]-4-
(2"-THIANAPHTHYL)PYRIMIDINE-5-CARBOXYLATE

The title compound was prepared from ethyl 2-mesy-4-(2'-
15 thianaphthyl)pyrimidine-5-carboxylate (2.0 g, 5.5 mmol) as described in Example 93,
but employing methyl hydrazine (0.9 mL, 16.5 mmol) where hydrazine was used, this
followed by reaction with citraconic anhydride (1.5 mL, 16.5 mmol) also in analogy to
Example 93; resulting in a yield of 69% (1.6 g); ¹H NMR (CDCl₃) δ 8.8 (d, 1H), 8.15
(d, 1H), 7.8 (m, 2H), 7.3 (m, 2H), 6.6 (d, 1H), 4.37 (q, 2H), 3.65 (d, 3H), 2.17 (s, 3H),
20 1.34 (t, 3H).

Example 105

ETHYL 2-[N-(1'-AMINOCITRACONAMIDO)]-4-
25 (2'-THIAZOLYL)PYRIMIDINE-5-CARBOXYLATE

2-Bromothiazole (8.25 g, 0.05 moles) in anhydrous ether (60 mL) is
added dropwise to a solution of nBuLi (34 mL, 1.5M solution, 0.051 mmol) in
anhydrous ether (60 mL) cooled to -78°C and stirred for 30 minutes. Carbon dioxide is
bubbled into the solution and after saturation is achieved, the reaction mixture is poured

over dry-ice. H₂O (10 mL) is added and the mixture basified to pH=9 with NaOH (1 N). The aqueous layer is acidified with concentrated HCl to pH <3 then extracted into ether, dried (MgSO₄) and concentrated to provide the thiazole-2-carboxylic acid in 57% yield (3.2 g); ¹H NMR (MeOD) δ 8.00 (d, 1H); 7.94 (d, 1H). The title compound was then prepared by (a) reaction of thiazole-2-carboxylic acid (3.7 g, 29.0 mmol) and bis(ethyl malonate)magnesium salt (4.3 g, 15.0 mmol) as described in Example 67, (b) reaction of 2-thiazolylacetate (2.5 g, 12.8 mmol) and N,N-dimethylformamide dimethyl acetal (2.42 g, 12.8 mmol) as described for Example 67, (c) reaction with NaOEt (13.8 mol) and S-methyl isothouronium sulfate (1.78 g, 6.4 mol) also described for Example 67, (d) oxidation with mCPBA (6.1 g, 35.0 mmol) also described for Example 67, (e) reaction of ethyl 2-mesyl-4-(2'-thiazolyl)pyrimidine-5-carboxylate (1.08 g, 3.45 mmol) with hydrazine (0.33 mL, 10.3 mmol) as described for Example 19, and (f) reaction with citraconic anhydride (0.31 mL, 3.5 mmol) described for Example 20, resulting in an overall yield of 8% (0.10 g) from ethyl 2-mesyl-4-(2'-thiazolyl)pyrimidine-5-carboxylate; m.p 42-44°C.

Example 106

ETHYL 2-[N-(1'-AMINOCITRACONAMIDO)-N-METHYL]-4-(2'-THIAZOLYL)PYRIMIDINE-5-CARBOXYLATE

The title compound was prepared as described in Example 20, but employing ethyl 2-(1'-methylhydrazino)-4-(2'-thiazolyl)pyrimidine-5-carboxylate (0.96 g, 3.4 mmol) (prepared according to the procedure of Example 19 but employing ethyl 2-mesyl-4-(2'-thiazolyl)pyrimidine-5-carboxylate and methyl hydrazine where hydrazine was used), resulting in a yield of 50% (0.64 g); ¹H NMR δ 8.69 (bs, 1H); 7.92 (d, 1H); 7.50 (d, 1H); 6.50 (d, 1H); 4.35 (q, 2H); 3.62 (s, 3H); 2.2 (s, 3H); 1.27 (t, 3H).

Example 107

5-BUTANOYL 2-[N-(1'-AMINOCITRACONAMIDO-N-METHYL)]-4-ETHYLPYRIMIDINE

The title compound was prepared as described for Example 101, but employing 5-butanoyl-4-ethyl-2-methylthiopyrimidine (1.16 g, 5.2 mmol) (prepared as described for Example 72) where 5-benzoyl-4-ethyl-2-methylthiopyrimidine was used, resulting in an overall yield of 15% (0.24 g); ¹H NMR δ 8.80 (d, 1H), 6.42 (d, 1H), 3.60 (s, 3H), 2.65 (m, 4H), 2.20 (s, 3H), 1.65 (m, 3H), 1.23 (m, 2H), 0.99 (m, 3H).

10

Example 108

ETHYL 2-[N-(1'-AMINOCITRACONAMIDO)]-4-CYCLOPROPYLPYRIMIDINE-5-CARBOXYLATE

The title compound was prepared as described for Example 67, but employing cyclopropanecarboxylic acid (5.5 g, 63.9 mmol) where 5-chlorothiophene-2-carboxylic acid was used, resulting in an overall yield of 0.8% (0.09 g); m.p. 76-78°C.

20

Example 109

ETHYL 2-[N-(1'-AMINOCITRACONAMIDO-N-METHYL)]-4-CYCLOPROPYLPYRIMIDINE-5-CARBOXYLATE

The title compound was prepared as described for Example 108 from cyclopropanecarboxylic acid (5.5 g, 63.9 mmol), but employing methyl hydrazine where hydrazine was used, resulting in an overall yield of 0.3% (0.062 g); m.p. 53-55°C.

25

Example 110

4-ETHYL-5-(HYDROXYMETHYL)-2-METHYLTHIOPYRIMIDINE

To a solution of ethyl 4-ethyl-2-methylthiopyrimidine-5-carboxylic acid (2.0 g, 10.1 mmol) (prepared as described in steps a-c of Example 72) and N-methyl morpholine (1.16 mL, 10.6 mmol) in dimethyl glycol (50 mL) at 0°C was added isobutylchloroformate (1.38 mL, 10.6 mmol). The mixture was stirred 10 minutes, filtered, and cooled to 0°C. A solution of NaBH₄ (0.40 g, 10.6 mmol) in H₂O (10 mL) was added to the filtrate and the mixture was stirred for 10 minutes. H₂O (10 mL) was added and the mixture was extracted with EtOAc (100 mL), washed with brine (20 mL), and concentrated to provide the title compound in 56% yield (1.04 g); GC/MS calcd for C₈H₁₂N₂OS (M⁺) 184, found 184.

Example 111

2-[N-(1'-AMINOCITRACONAMIDO)-N-METHYL]-4-ETHYL-5-(HYDROXYMETHYL)PYRIMIDINE

A solution of 5-hydroxymethyl-4-ethyl-2-methylthiopyrimidine (0.50 g, 2.72 mmol), t-butyldimethylsilylchloride (0.49 g, 3.26 mmol), and imidazole (0.20 g, 2.99 mmol) in DMF (5 mL) was stirred overnight and concentrated to give of 5-t-butyldimethylsiloxymethyl-4-ethyl-2-methylthiopyrimidine in a 94% yield (0.76 g); GC/MS calcd for C₁₄H₂₆N₂OSSi (M⁺) 299, found 299. The title compound was then prepared by (a) oxidation of 5-t-butyldimethylsiloxymethyl-4-ethyl-2-methylthiopyrimidine (0.30 g, 1.0 mmol) with mCPBA (0.35 g, 2.0 mmol) as described for Example 67, (b) reaction with methyl hydrazine (0.16 mL, 3.0 mmol) followed by citraconic anhydride (0.11 g, 1.0 mmol) also described in Example 67; (c) reaction of 2-[N-(1'-aminocitraconamido)]-5-t-butyldimethylsiloxymethyl-4-ethylpyrimidine (0.08 g, 0.21 mmol) and concentrated HCl (0.5 mL) in EtOH (20 mL) for 1 hour, concentration and chromatography (Hexanes/EtOAc, 2:1) to provide the title compound in 76% yield (0.043 g) from 2-[N-(1'-aminocitraconamido)]-5-t-butyldimethylsiloxymethyl-4-ethylpyrimidine; m.p. 108-110°C.

Example 1122-[N-(1'-AMINOCITRACONAMIDO)-N-METHYL]-4-ETHYL-5-
5 (METHOXYMETHYL)PYRIMIDINE

A solution of 4-ethyl-5-hydroxymethyl-2-methylthiopyrimidine (0.63 g, 3.42 mmol), Ag₂O (1.6 g, 6.9 mmol) and MeI (1.1 mL, 17.1 mmol) in CH₃CN (10 mL) was stirred overnight, filtered and concentrated to give 4-ethyl-5-methoxymethyl-2-methylthiopyrimidine in 98% yield (0.66 g); GC/MS calcd. for C₉H₁₄N₂OS (M⁺) 198, 10 found 198. The title compound was then prepared by (a) oxidation of 4-ethyl-5-methoxymethyl-2-methylthiopyrimidine (0.66 g, 3.35 mmol) with mCPBA (1.18 g, 6.85 mmol) as described for Example 67, and (b) reaction with methyl hydrazine (0.36 mL, 6.85 mmol) followed by citraconic anhydride (0.77 g, 6.85 mmol) also described in Example 67; resulting in a yield of 41% (0.40 g) from 4-ethyl-5-methoxymethyl-2-
15 methylthiopyrimidine; ¹H NMR (CDCl₃) δ 8.14 (s, 1H), 6.43 (s, 1H), 4.29 (s, 2H), 3.53 (s, 3H), 3.36 (s, 3H), 2.68 (m, 2H), 2.14 (s, 3H), 1.13 (m, 3H).

Example 11320 2-[N-(1'-AMINOCITRACONAMIDO)]-5-(METHOXYMETHYL)-4-
TRIFLUOROMETHYLPYRIMIDINE

The title compound was prepared as described for Example 112, but employing of 4-trifluoromethyl-5-hydroxymethyl-2-methylthiopyrimidine (0.50 g, 2.23 mmol) (prepared in analogy to Example 110) where 4-ethyl-5-hydroxymethyl-2-
25 methylthiopyrimidine was used, and employing hydrazine (0.09 mL, 2.87 mmol) where methyl hydrazine was used, resulting in an overall yield of 35% (0.25 g); ¹H NMR (CDCl₃) δ 8.63 (s, 1H), 8.20 (s, 1H), 6.48 (s, 1H), 4.46 (s, 2H), 3.75 (s, 3H), 2.12 (s, 3H).

Example 1142-[N-(1'-AMINOCITRACONAMIDO)]-5-(ETHOXYMETHYLCARBONATE)-4-
TRIFLUOROMETHYLPYRIMIDINE

5 To a solution of 2-[N-(1'-aminocitraconamido)]-4-trifluoromethylpyrimidine-5-carboxylic acid (0.10 g, 0.317 mmol) and N-methylmorpholine (0.035 mL, 0.317 mmol) in THF (10 mL) at 0°C was added ethylchloroformate (0.030 mL, 0.317 mmol). After stirring 5 minutes, NaBH₄ (0.040g, 1.05 mmol) was added, MeOH (7 mL) was added, and the mixture was stirred 10
10 minutes then concentrated. The oil was dissolved in EtOAc (30 mL) and washed with 1 N HCl (10 mL), 1 N NaHCO₃ (10 mL), and brine (10 mL), dried (MgSO₄), concentrated and chromatographed (SiO₂, hexanes/EtOAc, 2:1) to provide the title compound in 19% yield (0.022 g); ¹H NMR (CDCl₃) δ 9.03 (s, 1H), 6.53 (s, 1H), 4.88 (s, 2H), 4.36 (q, 2H), 2.19 (s, 3H), 1.32 (t, 3H).

15

Example 115

ETHYL 4-[N-(1'-AMINOCITRACONAMIDO)]-2-PHENYLPYRIMIDINE-5-CARBOXYLATE

The title compound was prepared by (a) reaction of diethylethoxy-
20 methylenemalonate (31 g, 144 mmol) with benzamidine (22 g, 144 mmol) under basic conditions to afford ethyl 2-phenyl-4-hydroxypyrimidine-5-carboxylate in 64% yield in analogy to Example 15, (b) reaction of ethyl 2-phenyl-4-hydroxypyrimidine-5-carboxylate (1.5 g, 6 mmol) and POCl₃ (9.4 g, 62 mmol) to afford 81% of ethyl 2-phenyl-4-chloropyrimidine-5-carboxylate in analogy to Example 7, (c) reaction of ethyl
25 2-phenyl-4-chloropyrimidine-5-carboxylate (12 g, 46 mmol) with hydrazine (4.4 g, 137 mmol) to afford 99% of ethyl 4-hydrazino-2-phenylpyrimidine-5-carboxylate in analogy to Example 18, (d) reaction of ethyl 4-hydrazino-2-phenylpyrimidine-5-carboxylate (12 g, 46 mmol) with citraconic anhydride (10 g, 92 mmol) to afford 75% (12 g) of the title compound (m.p. 155-156°C) in analogy to Example 21.

Example 116

ETHYL-4-[N-(1'-AMINOCITRACONAMIDO)-N-METHYL]-2-
PHENYLPYRIMIDINE-5-CARBOXYLATE

The title compound was prepared according to the procedure of Example 68 but employing ethyl 2-[N-(1'-aminocitraconamide)]-4-phenylpyrimidine-5-carboxylate (0.1 g, 0.3 mmol) and methyl iodide (0.09 g, 0.7 mmol) under basic conditions, resulting in a yield of 45% (0.05 g); m.p. 118-119°C.

Example 117

ETHYL 4-[N-ACETYL-N-(1'-AMINOCITRACONAMIDO)]-2-
PHENYLPYRIMIDINE-5-CARBOXYLATE

The title compound was prepared according to the procedure of Example 75 but employing ethyl 2-[N-(1'-aminocitraconamide)]-4-phenylpyrimidine-5-carboxylate (0.5 g, 1.3 mmol, prepared in Example 115) and acetic anhydride (5 mL) under basic conditions, resulting in a yield of 10% (0.05 g); ¹HNMR (CDCl₃) δ 9.15 (d, 1H), 8.19 (d, 2H), 7.47 (m, 3H), 6.70 (d, 1H), 4.42 (q, 2H), 2.28 (d, 6H), 1.43 (t, 3H).

Example 118

ETHYL 4-[N-(1'-AMINOCITRACONAMIDO)]-2-
METHYLPYRIMIDINE-5-CARBOXYLATE

The title compound was prepared by (a) reaction of diethylethoxymethylenemalonate (6 g, 28 mmol) with acetamidine hydrochloride (3 g, 31 mmol) to afford 67% of ethyl 2-methyl-4-hydroxypyrimidine-5-carboxylate in analogy to Example 15, (b) reaction of ethyl 2-methyl-4-hydroxypyrimidine-5-carboxylate (2.8 g, 15 mmol) with POCl₃ (46 g, 300 mmol) to afford 28% of ethyl 4-

chloro-2-methylpyrimidine-5-carboxylate, (c) reaction of ethyl 4-chloro-2-methylpyrimidine-5-carboxylate (0.25 g, 1.25 mmol) with hydrazine (0.2 g, 6.3 mmol) to afford 96% of 4-hydrazino-2-methylpyrimidine-5-carboxylate in analogy to Example 18, (d) reaction of 4-hydrazino-2-methylpyrimidine-5-carboxylate (0.24 g, 1.2 mmol) with citraconic anhydride (0.16 g, 1.44 mmol) to afford 70% (0.24 g) of the title compound (m.p. 98-99°C) in analogy to Example 21.

Example 119

10 ETHYL 4-[N-(1'-AMINOCITRACONAMIDO)]-2-
BENZYL PYRIMIDINE-5-CARBOXYLATE

The title compound was prepared by (a) reaction of diethyl ethoxymethylenemalonate (11 g, 52 mmol) with phenylacetamide (8 g, 60 mmol) to afford 40% of ethyl 2-benzyl-4-hydroxypyrimidine-5-carboxylate in analogy to Example 15, (b) reaction of 2-benzyl-4-hydroxypyrimidine-5-carboxylate (3 g, 12 mmol) with POCl₃ (18 g, 116 mmol) to afford 45% of 2-benzyl-4-chloropyrimidine-5-carboxylate in analogy to Example 7, (c) reaction of 2-benzyl-4-chloropyrimidine-5-carboxylate (1.5 g, 5.5 mmol) with hydrazine (0.5 g, 16 mmol) to afford 75% of 2-benzyl-4-hydrazinopyrimidine-5-carboxylate in analogy to Example 18, (d) reaction of ethyl 2-benzyl-4-hydrazinopyrimidine-5-carboxylate (1g, 3.5 mmol) with citraconic anhydride (1g, 11 mmol), in analogy to Example 21, to afford 70% (0.9 g) of the title compound; m.p. 117-118°C.

25 Example 120

ETHYL 4-[N-(1'-AMINOCITRACONAMIDO)]-2-
(3'-NITROPHENYL)-PYRIMIDINE-5-CARBOXYLATE

The title compound was prepared by (a) reaction of diethyl ethoxymethylenemalonate (5 g, 24 mmol) with 3-nitrobenzamide (5 g, 25 mmol) to afford 86% of ethyl 4-hydroxy-2-(3'-nitrophenyl)pyrimidine-5-carboxylate in analogy

30

to Example 15, (b) reaction of ethyl 4-hydroxy-2-(3'-nitrophenyl)pyrimidine-5-carboxylate (6 g, 21 mmol) with (chloromethylene)dimethylammonium chloride (4 g, 31 mmol) concentration of reaction mixture, followed by hexane and ether wash afford 45% of ethyl 4-chloro-2-(3'-nitrophenyl)pyrimidine-5-carboxylate, (c) reaction of ethyl 4-chloro-2-(3'-nitrophenyl)pyrimidine-5-carboxylate (1.9 g, 6 mmol) with hydrazine (0.6 g, 18 mmol) to afford 33% of ethyl 4-hydrazino-2-(3'-nitrophenyl)pyrimidine-5-carboxylate in analogy to Example 18, (d) reaction of ethyl 4-hydrazino-2-(3'-nitrophenyl)pyrimidine-5-carboxylate (1.8 g, 6 mmol) with citraconic anhydride in analogy to Example 21, to afford 80% (0.5 g) of the title compound; m.p. 118-120°C.

10

Example 121

ETHYL 4-[N-(1'-AMINOCITRACONAMIDO)]-2-(4'-TRIFLUOROMETHYLPHENYL)PYRIMIDINE-5-CARBOXYLATE

The title compound was prepared by (a) of diethyl ethoxymethylenemalonate (6.3 g, 29 mmol) with 4-trifluoromethylphenylbenzamidine (5.5 g, 29 mmol) to afford 50% of ethyl 4-hydroxy-2-(4'-trifluoromethylphenyl)pyrimidine-5-carboxylate in analogy to Example 15, (b) reaction of ethyl 4-hydroxy-2-(4'-trifluoromethylphenyl)pyrimidine-5-carboxylate (3 g, 9.6 mmol) with POCl₃ (49 g, 322 mmol) to afford 97% of ethyl 4-chloro-2-(4'-trifluoromethylphenyl)pyrimidine-5-carboxylate in analogy to Example 7, (c) reaction of ethyl 4-chloro-2-(4'-trifluoromethylphenyl)pyrimidine-5-carboxylate (2 g, 6 mmol) with hydrazine (0.6 g, 18 mmol) to afford 60% of ethyl 4-hydrazino-2-(4'-trifluoromethylphenyl)pyrimidine-5-carboxylate in analogy to Example 18, (d) reaction of ethyl 4-hydrazino-2-(4'-trifluoromethylphenyl)pyrimidine-5-carboxylate (1 g, 3 mmol) with citraconic anhydride (1 g, 9 mmol) to afford 40% (0.5 g) of the title compound (m.p. 148-150°C) in analogy to Example 21.

25

Example 122

ETHYL 4-[N-(1'-AMINOCITRACONAMIDO)]-2-(2'-THIENYL)-PYRIMIDINE-5-CARBOXYLATE

The title compound was prepared by (a) reaction of diethyl
5 ethoxymethylenemalonate (8 g, 35 mmol) with thienyl-2-formamidinium hydrochloride
(5.7 g, 35 mmol) to afford 74% of ethyl 4-hydroxy-2-(2'-thienyl)pyrimidine-5-
carboxylate in analogy to Example 15, (b) reaction of ethyl 4-hydroxy-2-(2'-
thienyl)pyrimidine-5-carboxylate (2 g, 8 mmol) with POCl₃ (24 g, 160 mmol) to afford
96% of ethyl 4-chloro-2-(2'-thienyl)pyrimidine-5-carboxylate in analogy to Example 7,
10 (c) reaction of ethyl 4-chloro-2-(2'-thienyl)pyrimidine-5-carboxylate (0.57 g, 2.2 mmol)
with hydrazine (0.34 g, 11 mmol) to afford 99% of ethyl 4-hydrazino-2-(2'-thienyl)-
pyrimidine-5-carboxylate in analogy to Example 18, (d) reaction of ethyl 4-hydrazino-
2-(2'-thienyl)pyrimidine-5-carboxylate (0.55 g, 2.1 mmol) with citraconic anhydride
(0.71 g, 6.3 mmol) in analogy to Example 21 to afford 80% (0.61 g) of the title
15 compound; m.p. 164-164°C.

Example 123

ETHYL 4-[N-(1'-AMINOCITRACONAMIDO)-N-METHYL]-2-(2'-THIENYL)-PYRIMIDINE-5-CARBOXYLATE

The title compound was prepared by (a) reaction of ethyl 4-chloro-2-(2'-
thienyl)pyrimidine-5-carboxylate (0.3 g, 1.1 mmol) with methylhydrazine (0.25 g, 5.6
mmol) to afford 99% of ethyl 4-(1'-methylhydrazino)-2-(2'-thienyl)pyrimidine-5-
carboxylate in analogy to Example 18, (b) reaction of ethyl 4-(1'-methylhydrazino)-2-
25 (2'-thienyl)pyrimidine-5-carboxylate (0.3 g, 1 mmol) with citraconic anhydride (0.4 g,
3 mmol) in analogy to Example 21 to afford 52% (0.21 g) of the title compound; m.p.
126-127°C.

Example 124ETHYL 4-[N-(1'-AMINOCITRACONAMIDO)]-2-(3',4'-DICHLOROBENZYL)-
PYRIMIDINE-5-CARBOXYLATE

The title compound was prepared by (a) of diethyl
5 ethoxymethylenemalonate (6 g, 27 mmol) with 3',4'- dichlorophenylacetamidine (5.5 g,
27 mmol) to afford 37% of ethyl 4-hydroxy-2-(3',4'-dichlorobenzyl)pyrimidine-5-
carboxylate in analogy to Example 15, (b) reaction of ethyl 4-hydroxy-2-(3',4'-
dichlorobenzyl)pyrimidine-5-carboxylate (2 g, 6 mmol) with POCl₃ (14 g, 92 mmol) to
afford 62% of ethyl 4-chloro-2-(3',4'-dichlorobenzyl)pyrimidine-5-carboxylate in
10 analogy to Example 7, (c) reaction of ethyl 4-chloro-2-(3',4'-dichlorobenzyl)pyrimidine-
5-carboxylate (1 g, 2.8 mmol) with hydrazine (0.27 g, 8.3 mmol) to afford 99% of ethyl
4-hydrazino-2-(3',4'-dichlorophenyl)pyrimidine-5-carboxylate in analogy to Example
18, (d) reaction of ethyl 4-hydrazino-2-(3',4'-dichlorobenzyl)pyrimidine-5-carboxylate
(0.9 g, 2.7 mmol) with citraconic anhydride (0.49 g, 4.4 mmol) in analogy to Example
15 21 to afford 47% (0.3 g) of the title compound; m.p. 119-121°C.

Example 125SYNTHESIS OF REPRESENTATIVE COMPOUNDS
20 BY COMBINATORIAL CHEMISTRY TECHNIQUES

This example illustrates the synthesis of a representative class of
compounds of this invention, 2-substituted-4-trifluoromethyl-5-pyrimidine carboxylic
acid methyl esters, by combinatorial chemistry. It should be understood that, while a
specific class of compounds are illustrated in this example, the following procedure
25 may be employed to synthesize other compounds of this invention.

A mixture of TentaGel resin (TentaGel S PHB, Advanced Chem Tec
Louisville, Kentucky, 17 g, 0.2 mmol/g reactive sites) containing a free hydroxy as the
reactive site and DMF (75 mL) was stored for 0.25 h. Then a solution of 2-chloro-4-
trifluoromethyl pyrimidine-5-carbonyl chloride (2.20 g, 10.2 mmol) in DMF (15 mL)
30 was added. The mixture was gently shaken for 3 h and filtered. The resin was washed

thoroughly with DMF (3 X100 mL) and CH_2Cl_2 (3 X100 mL) and then dried under vacuum. The resin was divided into 80 equal portions and placed into 80 separate reaction vessels (dispersion tubes). The dispersion tubes were placed into separate test tubes each containing a different amine (2.5 mmol, Appendix I) and 2 mL of a 0.1M solution of pyridine/DMF (5 molar equivalents of each amine in each test tube). The entire set of 80 reaction vessels was gently shaken for 5 hours to ensure complete reaction. Then each of the dispersion tubes was removed from the test tube containing the amine and rinsed separately to remove any unreacted materials. The dispersion tubes were then dried and submersed into 80 new test tubes (previously tared), each containing a solution of NaOMe (2.5 mL, 0.012 M solution, 0.03 mmol). The reaction was allowed to proceed overnight at room temperature under N_2 . Then the dispersion tubes were removed from the solution and individually rinsed with MeOH. The individual MeOH solutions were concentrated in the tared test tubes to provide known amounts of the desired 80 individual methyl esters substituted with different groups at the 2-position. Each compound was >85% pure by HPLC and had the correct molecular weight as determined by GC/MS.

Example 126

INHIBITION OF THE ACTIVATION OF NF κ B AND AP-1

20 A. NF κ B ASSAY

Stable human Jurkat T-cells containing an NF κ B binding site (from the MHC promoter) fused to a minimal SV-40 promoter driving luciferase expression were used in this experiment. Cells were split to 3×10^5 cells/mL every 2-3 days (cell concentration should not exceed 1×10^6 cells/mL to keep the cells proliferating in log phase). These cells were counted, resuspended in fresh medium containing 10% Serum-Plus at a density of 1×10^6 cells/mL and plated in 96 well round bottom plates (200 μ A per well) 18 hours prior to starting the experiment.

Compounds of this invention, dissolved in dimethyl sulfoxide (3.3, 0.33 and 0.03 μ g/mL), were then added to the 96 well plates containing the cells and the

plates were incubated for 0.5 h at 37°C. Then 50 ng/mL of phorbol 12-myristate-13-acetate (PMA) and 1 µg/mL of phytohemagglutinin (PHA) were added to each well and the cells were incubated for an additional 5 h at 37°C. The plates were centrifuged at 2200 RPM for 3 minutes at room temperature and then the medium was removed. To
5 each well was added 60 µL of cell lysis buffer and the plates were left at room temperature for 0.25 h. Then 40 µL of each cell extract was transferred to a black 96 well plate and 50 µL of luciferase substrate buffer was added. Luminescence was immediately measured using a Packard TopCount.

B. AP-1 ASSAY

10 For AP-1, the assay was run as described above for NFκB except stable Jurkat T-cells were used that contained a collagenase promoter driving luciferase expression. In addition, the concentration of PMA used was 5 ng/mL.

C. RESULTS

The results of the above assays for a representative compound of this
15 invention, ethyl 2-[N-(1'-aminocitraconamido)]-4-pentafluoroethylpyrimidine-5-carboxylate (see Example 48), as percent inhibition versus control are presented in Figure 3. This figure also indicates activity of β-actin which was employed in these assays as a control cell line indicating effects on transcription. The lack of β-actin activity evidences selectivity of the test compounds for the transcription factors AP-1
20 and NFκB.

Expressed as IC₅₀'s, the results of these assays on additional test compounds are summarized in Table 3 below. The IC₅₀ values reported in Table 3 are the average of the measurements obtained from the NFκB and AP-1 assays described above.

25

Table 3
Ability of Representative Compounds of Structure (I) to Inhibit NF κ B and AP-1

Test Compound (Example No.)	IC ₅₀ (μM)	Test Compound (Example No.)	IC ₅₀ (μM)	Test Compound (Example No.)	IC ₅₀ (μM)
20	0.7	79	0.2	103	0.4
21	0.5	81	0.1	104	0.2
23	5-10	83	0.08	105	2.4
36	0.15	84	0.45	106	1.7
37	0.15	85	0.02	107	0.5
38	0.04	87	0.55	108	1.5
40	1.0	88	0.5	109	0.2
41	3.9	89	0.2	111	4.9
42	5	90	0.06	112	0.6
44	10-30	91	1.1	113	1.0
46	4.0	92	0.3	114	1.1
48	0.09	93	0.8	115	0.03
50	1.0	94	1.1	116	1.4
52	2.0	95	0.3	117	4
64	1.0	96	0.7	118	17
68	0.4	97	0.9	119	7
73	0.05	98	6.0	120	8
74	0.45	99	0.4	121	0.4
75	0.4	100	0.8	122	0.02
77	1.3	101	0.6	123	0.8
78	0.15	102	0.4	124	4

5

Based on the above results, representative compounds of this invention were found to be effective at inhibiting the activation of transcription factors (*i.e.*, NF κ B and AP-1) involved in gene transcription, and therefore have utility as, for example, immunosuppressive agents.

10

Example 127

INHIBITION OF CYTOKINES

To determine the effects of compounds on PMA/PHA-induced cytokine production, supernatants from either the NF κ B (for IL-8) and AP-1 (for IL-2) reporter

gene assays of Example 55 were collected and saved. Cytokine levels in the supernatants (25-50 μ L aliquots) were determined by ELISA. The results of this experiment for a representative compound of this invention, ethyl 2-[N-(1'-aminocitraconamido)]-4-pentafluoroethylpyrimidine-5-carboxylate (see Example 48), is presented in Figure 4 (expressed as percent inhibition versus control).

Example 128

ACTIVITY OF REPRESENTATIVE COMPOUND

IN GRAFT VS. HOST AND CONTACT SENSITIVITY MODELS

10 The murine popliteal lymph node (PLN) assay is a graft vs. host model that predicts activity of compounds in blocking human transplant rejection. The delayed-type hypersensitivity response to oxazolone is a standard contact sensitivity model. Both of these models are used routinely to evaluate compounds that are used clinically. For example, cyclosporin and cyclophosphamide are active in these models and are used clinically (Morris et al., *Transplantation Proceedings* **22**(Suppl. 1):110-112, 1990).

A. POPLITEAL LYMPH NODE MODEL

Spleens are removed from donor BALB/c mice and splenocytes are isolated then irradiated (3,000 rads) to prevent donor cell proliferation. After washing and adjusting cell density, 2.5×10^6 cells are injected subcutaneously into the left hind footpad of C3H mice. On day 4, the mice are sacrificed and left popliteal lymph nodes (PLNs) weighed.

A representative compound of this invention is administered once daily by intraperitoneal injection beginning one day before footpad injection (day 0) through day 4. The compound is suspended, immediately prior to use, at a concentration of 5 mg/mL in 0.25% methyl cellulose (Sigma) using a glass-Teflon homogenizer. For doses of 10, 20 and 30 mg/kg, appropriate dilutions of the stock solution are made so that 0.1 mL/10 g body weight is administered by intraperitoneal injection.

B. DELAYED TYPE HYPERSENSITIVITY STUDY

On day 0, oxazolone (100 mL of a 3% solution) is applied to the shaved abdomen of mice. On day 7, a challenge application of oxazolone is applied (10 mL) around the right ear. A representative compound of this invention is administered from days -2 to 7 by intraperitoneal injection. The injectable solution is prepared immediately prior to use by suspending the compound in 0.25% methyl cellulose (Sigma) using a glass-Teflon homogenizer. For each dose, 0.1 mL/10 g body weight of the suspension is administered. The compound is prepared at the highest concentration for this study and appropriate dilutions of the stock solution are made so that 0.1 mL/10 g body weight is administered. Twenty four hours later, the difference in right vs. left ear thickness is measured.

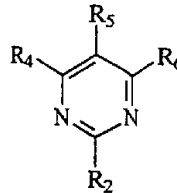
It will be appreciated that, although specific embodiments of this invention have been described herein for purpose of illustration, various modifications may be made without departing from the spirit and scope of the invention.

Throughout this specification and the claims which follow, unless the context requires otherwise, the word "comprise", and variations such as "comprises" and "comprising", will be understood to imply the inclusion of a stated integer or step or group of integers or steps but not the exclusion of any other integer or step or group of integers or steps.



THE CLAIMS DEFINING THE INVENTION ARE AS FOLLOWS:

1. A compound having the structure:

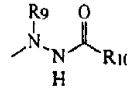
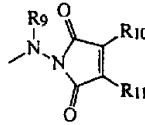
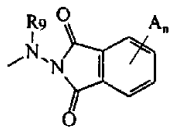


including pharmaceutically and prophylactically acceptable salts thereof,
wherein

R₂ is R_{2a} when R₄ is R_{4a}, and R₂ is R_{2b} when R₄ is R_{4b};

R_{2b} and R_{4a} are selected from hydrogen, halogen and an unsubstituted or substituted C₁₋₈alkyl, C₆₋₁₂aryl, C₇₋₁₂aralkyl, C₃₋₁₂heterocycle or C₄₋₁₆heterocyclealkyl;

R_{2a} and R_{4b} are selected from the following chemical moieties:



R₅ is selected from -CH₂O{C(=O)O}_{0,1}R₇, -C(=O)OR₇ and -C(=O)R₈;

R₆ is selected from hydrogen, -CH₃, -CH₂C₆H₅, -F and -CF₃;

R₇ is selected from hydrogen and a unsubstituted or substituted C₁₋₈alkyl, C₆₋₁₂aryl and C₇₋₁₂aralkyl;

R₈ is an unsubstituted or substituted C₁₋₈alkyl, C₆₋₁₂aryl or C₇₋₁₂aralkyl;

R₉ is selected from hydrogen -C(=O)-D-R, and an unsubstituted C₁₋₈alkyl or C₇₋₁₄aralkyl, wherein D is a direct bond, -O- or -NH-;

R₁₀ and R₁₁ are the same or different and independently selected from hydrogen and an unsubstituted or substituted C₁₋₈alkyl or C₆₋₁₂aryl; and

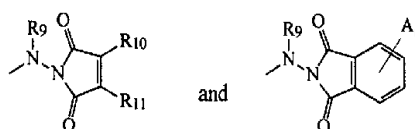
n is an integer from 0 to 4 and each occurrence of A is a substituent independently selected from halogen, -OH, -R, -OR, -COOH, -COOR, -COR, -CONH₂,



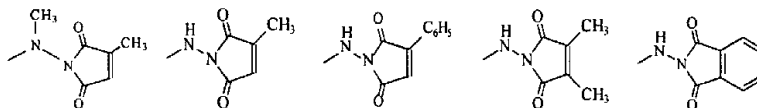
-NH₂, -NHR, -NRR, NO₂, -SH, -SR, -SOOR, -SO₃R and -SOR, where each occurrence of R is independently selected from an unsubstituted or substituted C₁₋₈alkyl, C₆₋₁₂aryl or C₇₋₁₂aralkyl.

2. The compound of claim 1 wherein R₂ is R_{2a}, R₄ is R_{4a}, and R₅ is -C(=O)OR₇.

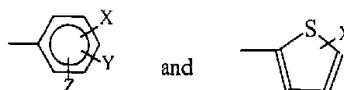
3. The compound of claim 2 wherein R_{2a} is selected from one of the following structures:



4. The compound of claim 2 wherein R_{2a} is selected from one of the following structures:



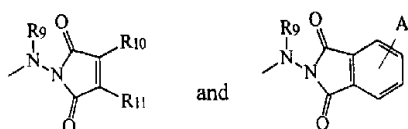
5. The compound of claim 2 wherein R_{4a} is selected from -Cl, -CF₃, -CH₃, -(CH₂)₁₋₂CH₃, -C₂F₅,



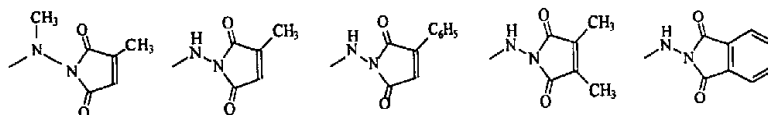
wherein X, Y and Z are the same or different, and independently selected from hydrogen, -OH, -R, -OR, -COOH, -COOR, -COR, -CONH₂, -NH₂, -NHR, -NRR, -NO₂, -SH,

-SR, -SOOR, -SO₂R and -SOR, where each occurrence of R is independently selected from an unsubstituted or substituted C₁₋₈alkyl, C₆₋₁₂aryl, C₇₋₁₂aralkyl, C₃₋₁₂heterocycle or C₄₋₁₆heterocyclealkyl.

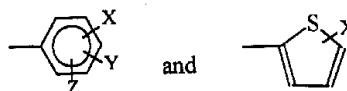
6. The compound of claim 2 wherein R₆ is selected from hydrogen, -CF₃ and -CH₃.
7. The compound of claim 2 wherein R₇ is selected from hydrogen, -CH₃ and -CH₂CH₃.
8. The compound of claim 2 wherein R₉ is selected from hydrogen, -CH₃, -CH₂CH₃ and -CH₂C₆H₅.
9. The compound of claim 2 wherein R₁₀ and R₁₁ are independently selected from hydrogen, -CH₃, -CF₃, -(CH₂)₁₋₅CH₃, -C₆H₅ and -CH₂C₆H₅.
10. The compound of claim 1 wherein R₂ is R_{2b}, R₄ is R_{4b}, and R₅ is -C(=O)OR₇.
11. The compound of claim 10 wherein R_{4b} is selected from one of the following structures:



12. The compound of claim 10 wherein R_{4b} is selected from one of the following structures:



13. The compound of claim 10 wherein R_{2b} is selected from $-Cl$, $-CF_3$, $-CH_3$, $-C_6H_5$, $-(CH_2)_{1-2}CH_3$, $-C_2F_5$,



wherein X, Y and Z are the same or different, and independently selected from hydrogen, $-OH$, $-R$, $-OR$, $-COOH$, $-COOR$, $-COR$, $-CONH_2$, $-NH_2$, $-NHR$, $-NRR$, $-NO_2$, $-SH$, $-SR$, $-SOOR$, $-SO_3R$ and $-SOR$, where each occurrence of R is independently selected from an unsubstituted or substituted C_{1-8} alkyl, C_{6-12} aryl, C_{7-12} aralkyl, C_{3-12} heterocycle or C_{4-16} heterocyclealkyl.

14. The compound of claim 10 wherein R_6 is selected from hydrogen, $-CF_3$ and $-CH_3$.
15. The compound of claim 10 wherein R_7 is selected from hydrogen, $-CH_3$ and $-CH_2CH_3$.
16. The compound of claim 10 wherein R_9 is selected from hydrogen, $-CH_3$, $-CH_2CH_3$ and $-CH_2C_6H_5$.
17. The compound of claim 10 wherein R_{10} and R_{11} are independently selected from hydrogen, $-CH_3$, $-CF_3$, $-(CH_2)_{1-5}CH_3$, $-C_6H_5$ and $-CH_2C_6H_5$.

18. The compound of claim 1 wherein the compound is selected from ethyl 2-(N-(1'-aminocitraconamido))-4-trifluoromethylpyrimidine-5-carboxylate; ethyl 2-(N-(1'-aminophthalimide))-4-trifluoromethylpyrimidine-5-carboxylate; 5-acetyl-2-(N-(1'-aminocitraconamido))-4-trifluoromethylpyrimidine-5-carboxylate; ethyl 2-(N-(1'-amino-3'-phenylmaleimido))-4-trifluoromethylpyrimidine-5-carboxylate; ethyl 2-(N-(1'-amino-3',4'-dimethylmaleimido))-4-trifluoromethylpyrimidine-5-carboxylate; ethyl 2-(N-(1'-aminocitraconamido)-N-methyl)-4-trifluoromethylpyrimidine-5-carboxylate; ethyl 4-(N-(1'-amino-3'-phenylmaleimido))-2-trifluoromethylpyrimidine-5-carboxylate; ethyl 4-(N-(1'-amino-3', 4'-dimethylmaleimido))-2-trifluoromethylpyrimidine-5-carboxylate; ethyl 2-(N-(1'-aminocitraconamido))-4-methylpyrimidine-5-carboxylate; ethyl 2-(N-(1'-aminocitraconamido))-4-pentafluoroethylpyrimidine-5-carboxylate; ethyl 2-(N-(1'-aminocitraconamido))-4-phenylpyrimidine-5-carboxylate; methyl 2-(N-(1'-aminocitraconamido))-4-(3'-pyridyl)pyrimidine-5-carboxylate; diethyl 2-(N-(1'-aminocitraconamido))pyrimidine-4,5-dicarboxylate; ethyl 2-(N-(1'-aminocitraconamido))-4-(2'-thienyl)pyrimidine-5-carboxylate; ethyl 2-(N-(1'-aminocitraconamido)-N-methyl)-4-ethylpyrimidine-5-carboxylate; methyl 2-(N-(1'-aminocitraconamido))-4-(2'-thienyl)pyrimidine-5-carboxylate; ethyl 2-(N-(1'-aminocitraconamido)-N-methyl)-4-(2'-thienyl)pyrimidine-5-carboxylate; ethyl 2-(N-(1'-aminocitraconamido))-4-(5'-methyl-2'-thienyl)pyrimidine-5-carboxylate; ethyl 4-(N-(1'-aminocitraconamido))-2-phenylpyrimidine-5-carboxylate; and ethyl 4-(N-(1'-aminocitraconamido))-2-(2'-thienyl)pyrimidine-5-carboxylate.

19. A composition comprising a compound of any one of claims 1-18 and a pharmaceutically or prophylactically acceptable carrier or diluent.

20. Use of a compound of any one of claims 1-18 for the manufacture of a medicament for treating an inflammatory condition.



21. The use of claim 20 wherein the inflammatory condition is an immunoinflammatory condition.

22. The use of claim 21 wherein the immunoinflammatory condition is selected from rheumatoid arthritis, osteoarthritis, transplant rejection, sepsis, ARDS and
5 asthma.

23. The use of claim 21 wherein the immunoinflammatory condition is rheumatoid arthritis.

24. The use of claim 20 wherein the inflammatory condition is an autoimmune disease.

10
11
12
13
14

25. The use of claim 24 wherein the autoimmune disease is selected from multiple sclerosis, psoriasis, inflammatory bowel disease, glomerulonephritis, lupus, uveitis and chronic hepatitis.

15
16
17
18
19

26. The use of claim 20 wherein the inflammatory condition is selected from trauma, oxidative stress, cell death, irradiation damage, ischemia, reperfusion, cancer and viral infection.

27. The use of claim 20 wherein the inflammatory condition is transplant rejection.

28. A method for preventing and/or treating an inflammatory condition in a mammal in need thereof comprising administering to said mammal an effective
20 amount of a compound according to any one of claims 1-18.

29. The method of claim 28 wherein the inflammatory condition is an immunoinflammatory condition.

30. The method of claim 28 wherein the immunoinflammatory condition is selected from rheumatoid arthritis, osteoarthritis, transplant rejection, sepsis,
ARDS and asthma.



P:\OVER\UD\70136-96\spoc\doc\4171131

31. The method of claim 28 wherein the immunoinflammatory condition is rheumatoid arthritis.

32. The method of claim 28 wherein the inflammatory condition is an autoimmune disease.

5 33. The method of claim 32 wherein the autoimmune disease is selected from multiple sclerosis, psoriasis, inflammatory bowel disease, glomerulonephritis, lupus, uveitis and chronic hepatitis.

34. The method of claim 28 wherein the inflammatory condition is selected from trauma, oxidative stress, cell death, irradiation damage, ischemia, 10 reperfusion, cancer and viral infection.

35. The method of claim 28 wherein the inflammatory condition is transplant rejection.

36. A compound according to claim 1, substantially as hereinbefore described.

15 37. A composition according to claim 19, substantially as hereinbefore described.

38. A use according to claim 20, substantially as hereinbefore described.

39. A method according to claim 28, substantially as hereinbefore described.

20

DATED this 29th day of August, 2000
Signal Pharmaceuticals, Inc.

By DAVIES COLLISON CAVE
25 Patent Attorneys for the Applicants



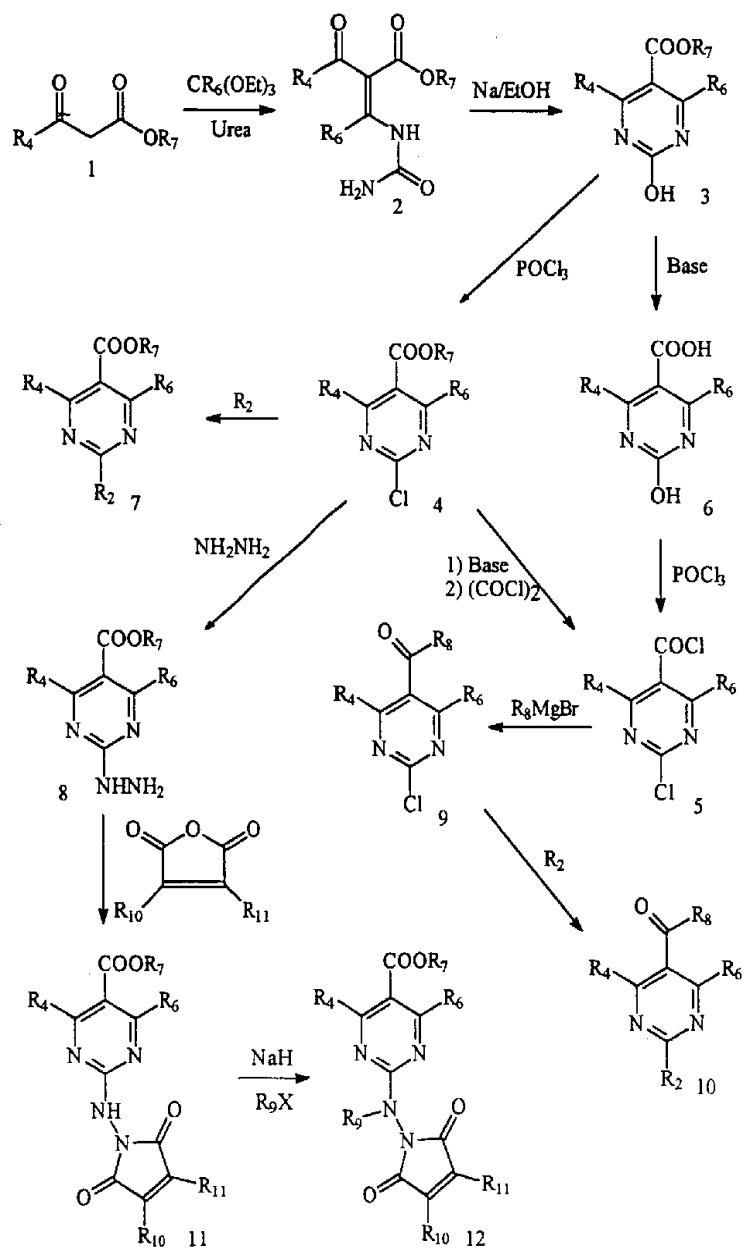


Figure 1

2/4

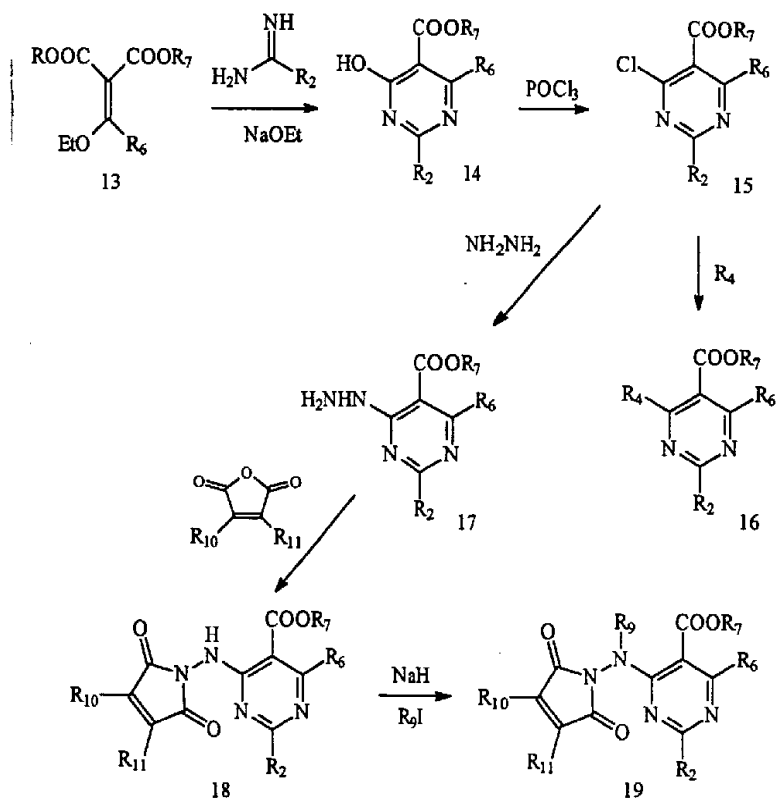


Figure 2

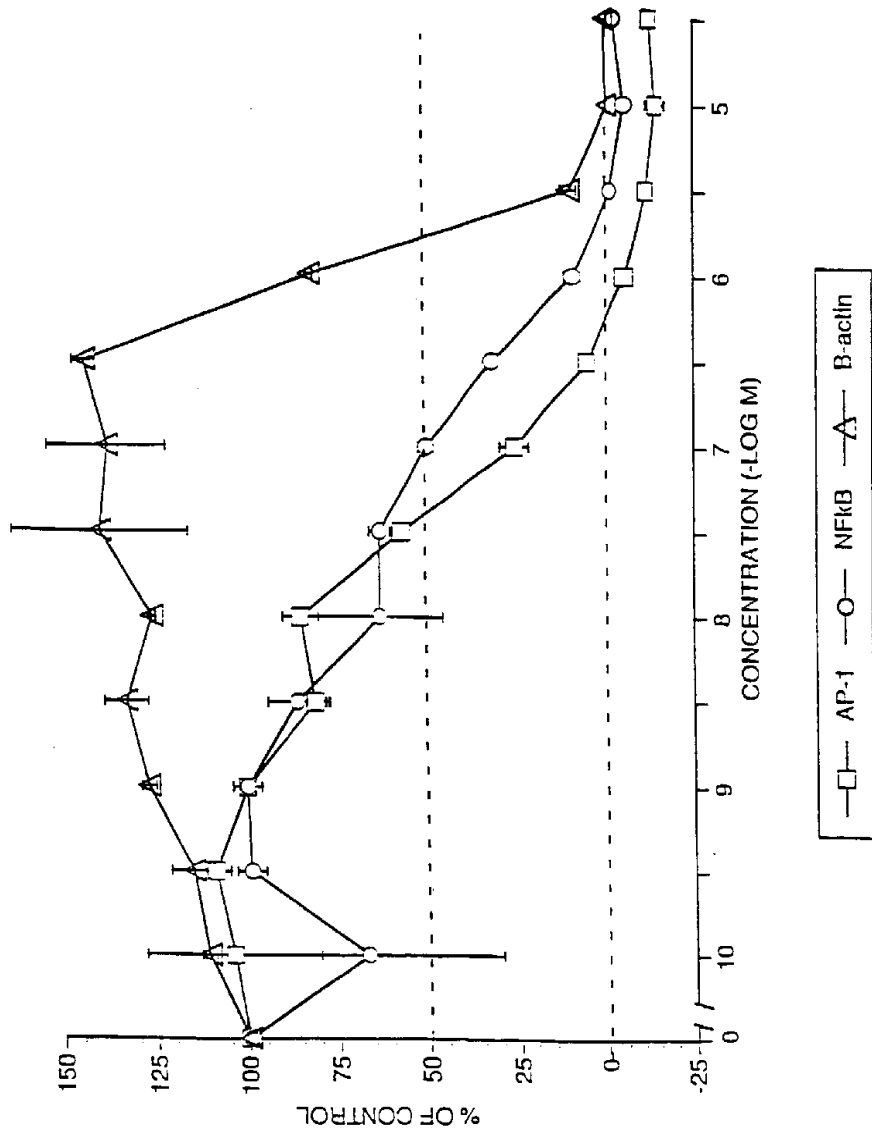


Figure 3

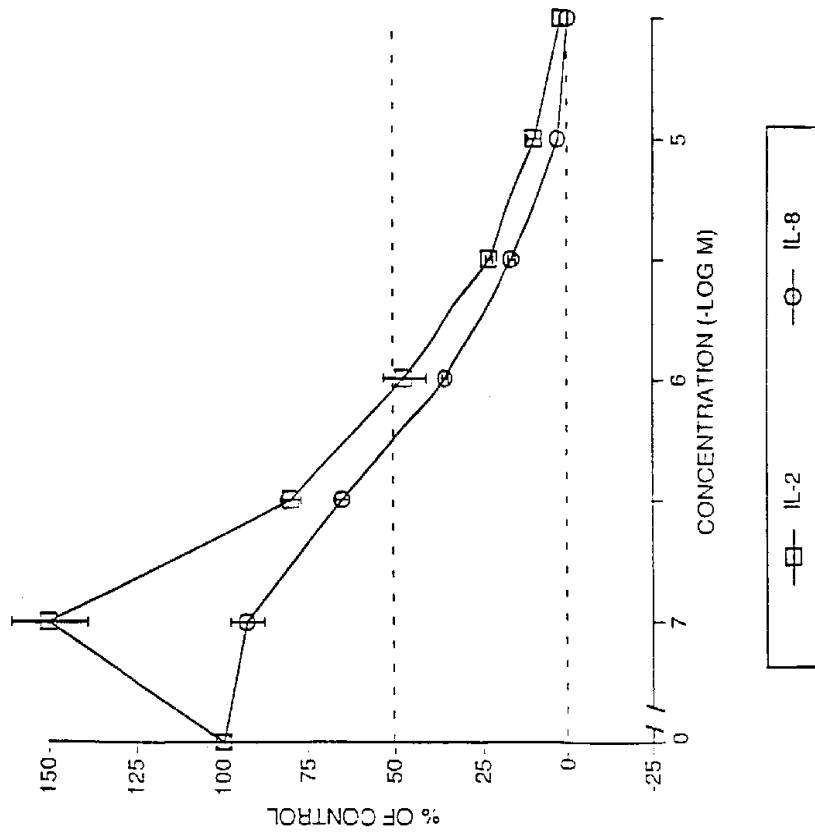


Figure 4