

(12) STANDARD PATENT
(19) AUSTRALIAN PATENT OFFICE

(11) Application No. **AU 2017246452 C1**

(54) Title
MDM2 protein degraders

(51) International Patent Classification(s)
C07D 401/04 (2006.01) **A61P 35/00** (2006.01)
A61K 31/4745 (2006.01) **C07D 487/10** (2006.01)

(21) Application No: **2017246452** (22) Date of Filing: **2017.04.06**

(87) WIPO No: **WO17/176957**

(30) Priority Data

(31) Number	(32) Date	(33) Country
62/409,571	2016.10.18	US
62/318,974	2016.04.06	US
62/393,874	2016.09.13	US

(43) Publication Date: **2017.10.12**

(44) Accepted Journal Date: **2021.02.25**

(44) Amended Journal Date: **2021.06.03**

(71) Applicant(s)
The Regents of the University of Michigan

(72) Inventor(s)
Wang, Shaomeng;Li, Yangbing;Yang, Jiuling;Aguilar, Angelo;Zhou, Bing;Hu, Jiantao;Xu, Fuming;Rej, Rohan;Han, Xin

(74) Agent / Attorney
Spruson & Ferguson, GPO Box 3898, Sydney, NSW, 2001, AU

(56) Related Art
WO 2011/153509 A1
US 2003/0096841 A1
WO 2014/134201 A1
WO 2002/059106 A1
WO 2014/164596 A1
US 2015/0246923 A1
US 9580430 B2
US 2018/0036294 A1
WO 2013/158644 A2
US 2016/0058872 A1
US 2015/0291562 A1
US 2019/0119289 A1
US 10253044 B2
US 2017/0281773 A1
WO 2017/030814 A1
WO 2015/131005 A1
US 2014/0256706 A1
US 10307407 B2
US 9675697 B2
US 2017/0210761 A1



- (51) **International Patent Classification:**
C07D 401/04 (2006.01) **A61K 31/4745** (2006.01)
C07D 487/10 (2006.01) **A61P 35/00** (2006.01)
- (21) **International Application Number:**
PCT/US2017/026274
- (22) **International Filing Date:**
6 April 2017 (06.04.2017)
- (25) **Filing Language:** English
- (26) **Publication Language:** English
- (30) **Priority Data:**
62/318,974 6 April 2016 (06.04.2016) US
62/393,874 13 September 2016 (13.09.2016) US
62/409,571 18 October 2016 (18.10.2016) US
- (71) **Applicant:** **THE REGENTS OF THE UNIVERSITY OF MICHIGAN** [US/US]; Office of Technology Transfer, 1600 Huron Parkway, 2nd Floor, Ann Arbor, MI 48109-2590 (US).
- (72) **Inventors:** **WANG, Shaomeng**; 3336 Stirling Ct., Superior Township, MI 49198 (US). **LI, Yangbing**; 1600 Huron Parkway, NCRC/Building 520, Room 1245, Ann Arbor MI 48109 (GB). **YANG, Jiuling**; 2424 Leslie Circle, Ann Arbor, MI 48105 (US). **AGUILAR, Angelo**; 2364 Stone Rd., Ann Arbor, 48105 (US). **ZHOU, Bing**; 555 Zu Chong Zhi Road, Shanghai Institute of Materia Medica, Room 3508, Shanghai, 201203 (CN). **HU, Jiantao**; 3005 Whisperwood Dr., Apartment 280, Ann Arbor, MI 48105 (US). **XU, Fuming**; 3111 International Dr., Apt. 2203A, Ypsilanti, MI 48197 (US). **REJ, Rohan**; 3655 Greenbrier Blvd, Apartment 139B, Ann Arbor, MI 48105 (US). **HAN, Xin**; 2327 Arrowwood Trail, Ann Arbor, MI 48105 (US).
- (74) **Agent:** **NAPOLI, James, J.**; Marshall, Gerstein & Borun LLP, 233 S. Wacker Drive, 6300 Willis Tower, Chicago, IL 60606-6357 (US).
- (81) **Designated States** (*unless otherwise indicated, for every kind of national protection available*): AE, AG, AL, AM, AO, AT, AU, AZ, BA, BB, BG, BH, BN, BR, BW, BY, BZ, CA, CH, CL, CN, CO, CR, CU, CZ, DE, DJ, DK, DM, DO, DZ, EC, EE, EG, ES, FI, GB, GD, GE, GH, GM, GT, HN, HR, HU, ID, IL, IN, IR, IS, JP, KE, KG, KH, KN, KP, KR, KW, KZ, LA, LC, LK, LR, LS, LU, LY, MA, MD, ME, MG, MK, MN, MW, MX, MY, MZ, NA, NG, NI, NO, NZ, OM, PA, PE, PG, PH, PL, PT, QA, RO, RS, RU, RW, SA, SC, SD, SE, SG, SK, SL, SM, ST, SV, SY, TH, TJ, TM, TN, TR, TT, TZ, UA, UG, US, UZ, VC, VN, ZA, ZM, ZW.
- (84) **Designated States** (*unless otherwise indicated, for every kind of regional protection available*): ARIPO (BW, GH, GM, KE, LR, LS, MW, MZ, NA, RW, SD, SL, ST, SZ, TZ, UG, ZM, ZW), Eurasian (AM, AZ, BY, KG, KZ, RU, TJ, TM), European (AL, AT, BE, BG, CH, CY, CZ, DE, DK, EE, ES, FI, FR, GB, GR, HR, HU, IE, IS, IT, LT, LU, LV, MC, MK, MT, NL, NO, PL, PT, RO, RS, SE, SI, SK, SM, TR), OAPI (BF, BJ, CF, CG, CI, CM, GA, GN, GQ, GW, KM, ML, MR, NE, SN, TD, TG).
- Published:**
— with international search report (Art. 21(3))
— before the expiration of the time limit for amending the claims and to be republished in the event of receipt of amendments (Rule 48.2(h))

(54) **Title:** MDM2 PROTEIN DEGRADERS

(57) **Abstract:** The present disclosure provides compounds represented by Formula I-A: A¹-L¹-B¹ I-A and the pharmaceutically acceptable salts, hydrates, and solvates thereof, wherein A¹, B¹, and L¹ are as defined as set forth in the specification. The present disclosure also provides compounds of Formula I-A for use to treat a condition or disorder responsive to degradation of MDM2 protein such as cancer.



MDM2 PROTEIN DEGRADERS

BACKGROUND OF THE INVENTION

Field of the Invention

[0001] The present disclosure provides MDM2 protein degraders and therapeutic methods of treating conditions and diseases wherein degradation of MDM2 provides a benefit

Background

[0002] The p53 tumor suppressor is a principal mediator of growth arrest, senescence, and apoptosis in response to a broad array of cellular damage. Rapid induction of high p53 protein levels by various stress types prevents inappropriate propagation of cells carrying potentially mutagenic, damaged DNA. p53 can kill cells via a dual transcription-dependent and -independent function in the nucleus and at the mitochondria. It has been demonstrated that cellular p53 protein levels are the single most important determinant of its function. In normal unstressed cells, p53 is a very unstable protein with a half-life ranging from 5 to 30 min, which is present at very low cellular levels owing to continuous degradation largely mediated by MDM2. Conversely, a hallmark of many cellular stress pathways such as DNA damage, hypoxia, telomere shortening, and oncogene activation is the rapid stabilization of p53 via a block of its degradation. MDM2 has emerged as the principal cellular antagonist of p53 by limiting the p53 tumor suppressor function. Moll and Petrenko, *Molecular Cancer Research* 1:1001-1008 (2003).

[0003] MDM2 is transcriptionally activated by p53 and MDM2, in turn, inhibits p53 activity by at least three mechanisms. Wu *et al.*, *Genes Dev.* 7:1126 (1993). First, MDM2 protein directly binds to the p53 transactivation domain and thereby inhibits p53-mediated transactivation. Second, MDM2 protein contains a nuclear export signal sequence, and upon binding to p53, induces the nuclear export of p53, preventing p53 from binding to the targeted DNAs. Third, MDM2 protein is an E3 ubiquitin ligase and upon binding to p53 is able to promote p53 degradation.

[0004] Small-molecule inhibitors that target the p53-MDM2 interaction have therapeutic potential for treating cancer and other diseases. Chene, *Nat. Rev. Cancer* 3:102 (2003)

and Vassilev *et al.*, *Science* 303:844 (2004). Antagonists of the p53-MDM2 interaction are described in U.S. Patent Nos. 7,759,383; 7,737,174; 8,518,984; 8,680,132; 8,629,141; 6,617,346; 6,734,302; 7,132,421; 7,425,638; 7,579,368; 7,060,713; 7,553,833; 6,916,833; 7,495,007; 7,638,548; 7,576,082; 7,625,895; and 7,083,983; and U.S. Patent Application Publication Nos. 2005/0288287; 2009/0143364; 2009/0312310; 2006/0211718; 2010/0048593; 2005/0227932; 2008/0261917; 2009/0227542; 2008/0171723; 2006/0211757; 2005/0137137; 2002/0132977; and 2009/0030181.

[0005] Phthalimide-based drugs, e.g., thalidomide or lenalidomide, bind to protein-degradation machinery, e.g., cereblon (CRBN; part of an ubiquitin E3 ligase complex). This may promote the recruitment of two transcription factors (IKZF1 and IKZF3) that are essential to disease progression, resulting in drug-induced ubiquitylation and degradation by the proteasome. *See, e.g., Ito et al., Science* 327:1345-1350 (2010) and Winter *et al., Science* 348:1376-1381 (2015).

[0006] A high-affinity VHL ligand, *see Bondeson et al., Nat. Chem. Biol.* 11:611-617 (2015), may recruit a target protein to an E3 ubiquitin ligase, resulting in drug induced ubiquitination and degradation. *See, e.g., van Hagen et al., Nucleic Acids Research* 38: 1922-1931 (2010); Buckley *et al., J. Am. Chem. Soc.* 134:4465-4468 (2012); Buckley *et al., Angew. Chem. Int. Ed. Engl.* 51: 11463-11467 (2012); Lipkowitz and Weissman, *Nat Rev Cancer* 11:629-643 (2011); and Zengerle *et al., ACS Chem. Biol.* 10:1770-1777 (2015).


[0007] There is an ongoing need for new agents, e.g., small molecules, for treating cancer and other diseases responsive to the disruption or prevention of the MDM2-p53 interaction.

[0007a] It is an object of the present invention to overcome or ameliorate at least one of the disadvantages of the prior art, or to provide a useful alternative.

[0007b] Any discussion of the prior art throughout the specification should in no way be considered as an admission that such prior art is widely known or forms part of common general knowledge in the field.

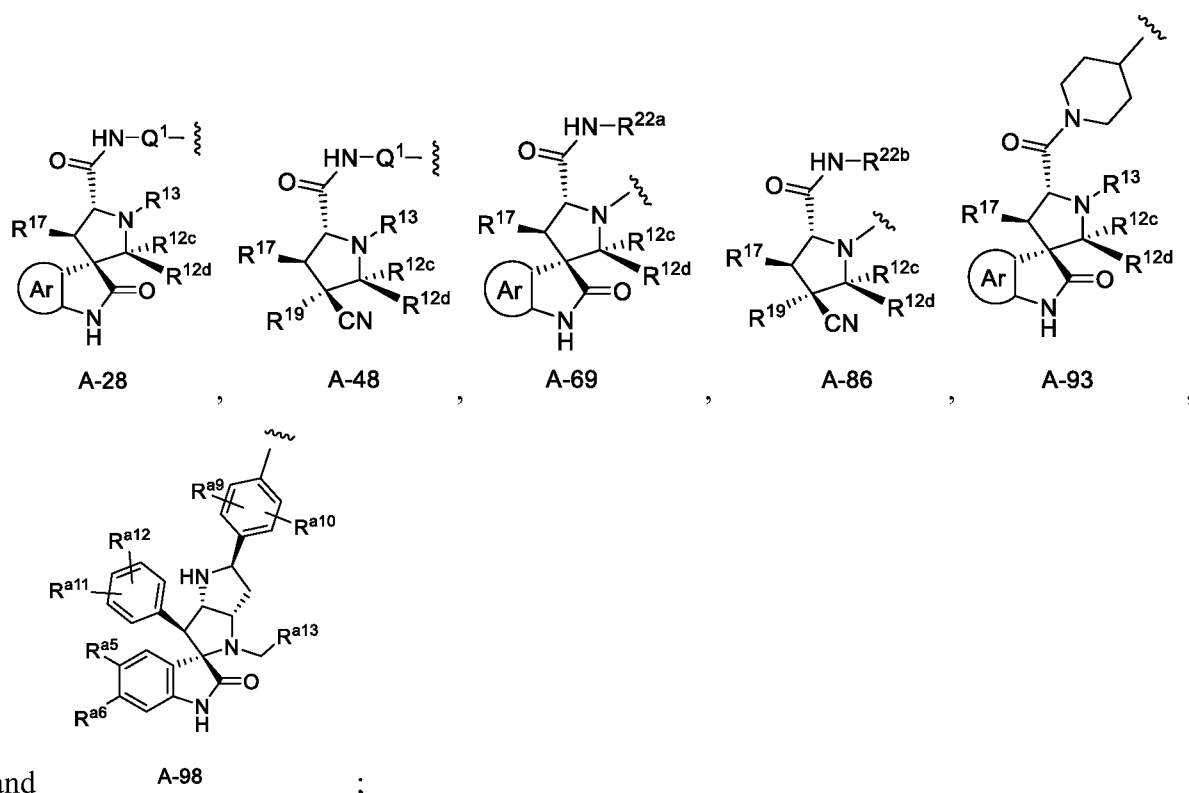
BRIEF SUMMARY OF THE INVENTION

[0007c] According to a first aspect, the present invention provides a compound having Formula I-A:



or a pharmaceutically acceptable salt or solvate thereof, wherein:

A^1 is selected from the group consisting of:



R^{12c} and R^{12d} are independently selected from the group consisting of hydrogen and optionally substituted C_{1-8} alkyl; or

R^{12c} and R^{12d} taken together with the carbon atom to which they are attached form a 4- to 8-membered optionally substituted cycloalkyl or a 4- to 8-membered optionally substituted heterocyclo;

R^{13} is selected from the group consisting of hydrogen, optionally substituted C_{1-6} alkyl, and heteroalkyl;

2b


R^{17} is selected from the group consisting of optionally substituted aryl and optionally substituted heteroaryl;

R^{19} is selected from the group consisting optionally substituted aryl and optionally substituted heteroaryl;

R^{22a} is selected from the group consisting of optionally substituted cycloalkyl, optionally substituted heterocyclo, optionally substituted aryl, and optionally substituted heteroaryl;

R^{22b} is selected from the group consisting of optionally substituted cycloalkyl, optionally substituted heterocyclo, optionally substituted aryl, and optionally substituted heteroaryl;

Q^1 is selected from the group consisting of alkylenyl, phenylenyl, heteroarylenyl, cycloalkylenyl, and heterocyclenyl;

 is a fused optionally substituted phenyl, fused optionally substituted thienyl, fused optionally substituted pyridyl, or fused optionally substituted pyrimidyl group;

R^{a5} , R^{a6} , R^{a11} , and R^{a12} are each independently selected from the group consisting of hydrogen and halo;

R^{a9} and R^{a10} are independently selected from the group consisting of hydrogen, halo, C_{1-4} alkyl, haloalkyl, alkoxy, and haloalkoxy;

R^{a13} is selected from the group consisting of hydrogen, C_{1-4} alkyl, and C_{3-8} cycloalkyl;

L^1 is $-X^1-L^2-Y^1-$;

X^1 is X^2 ; or

X^1 is absent;

2c

X^2 is selected from the group consisting of $-N(H)C(=O)-$, $-C(=O)N(H)-$, $-C(=O)N(H)S(O)_2-$, $-N(H)C(=O)N(H)-$, $-N(H)C(=O)O-$, $-OC(=O)N(H)-$, $-SO_2-$, $-O-$, $-N(H)-$, $-SO_2N(H)-$, $-N(H)SO_2-$, $-CH_2-$, $-CH=CH-$, and $-C\equiv C-$;

L^2 is selected from the group consisting of alkylenyl, heteroalkylenyl, $-A^4-(CH_2)_m-W-(CH_2)_n-$ and $-(CH_2)_m-W-(CH_2)_u-O-(CH_2)_v-$; or

L^2 is absent;

A^4 is selected from the group consisting of 5-membered heteroarylenyl and 6-membered heteroarylenyl; or

A^4 is absent;

W is selected from the group consisting of phenylenyl, 5-membered heteroarylenyl, 6-membered heteroarylenyl, heterocyclenyl, and cycloalkylenyl;

m is 0, 1, 2, 3, 4, 5, 6, or 7;

n is 0, 1, 2, 3, 4, 5, 6, 7, or 8;

u is 0, 1, 2, or 3;

v is 1, 2, 3, or 4;

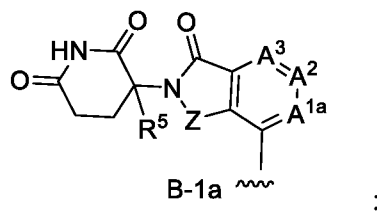
Y^1 is selected from the group consisting of $-C\equiv C-$, $-CH=CH-$, $-CH_2-$, $-O-$, $-N(R^{2b})-$, $-C(=O)N(R^{2c})-$, $-N(R^{2d})C(=O)CH_2O-$, and $-N(R^{2e})C(=O)CH_2N(R^{2f})-$; or

Y^1 is absent;

wherein the carboxamide nitrogen atom of $-N(R^{2d})C(=O)CH_2O-$ and $-N(R^{2e})C(=O)CH_2N(R^{2f})-$, and the carbon atom of $-C(=O)N(R^{2c})-$ is attached to L^2 ;

R^{2a} , R^{2b} , R^{2c} , R^{2d} , R^{2e} , and R^{2f} are each independently selected from the group consisting of hydrogen and C_{1-4} alkyl;

2d

B¹ is

A^{1a} is selected from the group consisting of -C(R^{16a})= and -N=;

A² is selected from the group consisting of -C(R^{16b})= and -N=;

A³ is selected from the group consisting of -C(R^{16c})= and -N=;

G is selected from the group consisting of -C(R^{16d})= and -N=;

Z is selected from the group consisting of -CH₂ and -C(=O)-;

R⁵ is selected from the group consisting of hydrogen, methyl, and fluoro;

R^{16a} is selected from the group consisting of hydrogen, halo, and C₁₋₄ alkyl;

R^{16b} is selected from the group consisting of hydrogen, halo, and C₁₋₄ alkyl;

R^{16c} is selected from the group consisting of hydrogen, halo, and C₁₋₄ alkyl;

R^{16d} is selected from the group consisting of hydrogen, halo, and C₁₋₄ alkyl;

wherein an optional substituent on the optionally substituted C₁₋₈ alkyl or optionally substituted C₁₋₆ alkyl is selected from one, two, or three substituents independently chosen from nitro, haloalkoxy, aryloxy, aralkyloxy, alkylthio, sulfonamido, alkylcarbonyl, arylcarbonyl, alkylsulfonyl, arylsulfonyl, carboxy, carboxyalkyl, and cycloalkyl;

wherein an optional substituent on the optionally substituted cycloalkyl or optionally substituted 4- to 8-membered cycloalkyl is selected from one, two, or three substituents

independently chosen from halo, nitro, cyano, hydroxy, amino, haloalkyl, hydroxyalkyl, alkoxy, haloalkoxy, aryloxy, aralkyloxy, alkylthio, carboxamido, sulfonamido, alkylcarbonyl, arylcarbonyl, alkylsulfonyl, arylsulfonyl, carboxy, carboxyalkyl, alkyl, alkenyl, alkynyl, alkoxyalkyl, (amino)alkyl, (carboxamido)alkyl, mercaptoalkyl, and (heterocyclo)alkyl;

wherein an optional substituent on the optionally substituted heterocyclo or optionally substituted 4- to 8-membered heterocyclo is selected from one to four substituents independently selected from halo, nitro, cyano, hydroxy, amino, alkylamino, dialkylamino, haloalkyl, hydroxyalkyl, alkoxy, haloalkoxy, aryloxy, aralkyloxy, alkylthio, carboxamido, sulfonamido, alkylcarbonyl, alkoxycarbonyl, $\text{CF}_3\text{C(=O)-}$, arylcarbonyl, alkylsulfonyl, arylsulfonyl, carboxy, carboxyalkyl, alkyl, alkenyl, alkynyl, alkoxyalkyl, (amino)alkyl, (carboxamido)alkyl, mercaptoalkyl, or (heterocyclo)alkyl;

wherein an optional substituent on the optionally substituted aryl or fused optionally substituted phenyl is selected from one to five substituents independently chosen from halo, nitro, cyano, hydroxy, amino, alkylamino, dialkylamino, haloalkyl, hydroxyalkyl, alkoxy, haloalkoxy, aryloxy, aralkyloxy, alkylthio, carboxamido, sulfonamido, alkylcarbonyl, arylcarbonyl, alkylsulfonyl, arylsulfonyl, carboxy, carboxyalkyl, alkyl, alkenyl, alkynyl, alkoxyalkyl, (amino)alkyl, (carboxamido)alkyl, mercaptoalkyl, or (heterocyclo)alkyl; and

wherein an optional substituent on the optionally substituted heteroaryl, fused optionally substituted thienyl, fused optionally substituted pyridyl, or fused optionally substituted pyrimidyl group is selected from one to four substituents independently chosen from halo, nitro, cyano, hydroxy, amino, alkylamino, dialkylamino, haloalkyl, hydroxyalkyl, alkoxy, haloalkoxy, aryloxy, aralkyloxy, alkylthio, carboxamido, sulfonamido, alkylcarbonyl, arylcarbonyl, alkylsulfonyl, arylsulfonyl, carboxy, carboxyalkyl, alkyl, alkenyl, alkynyl, alkoxyalkyl, (amino)alkyl, (carboxamido)alkyl, mercaptoalkyl, or (heterocyclo)alkyl.

[0007d] According to a second aspect, the present invention provides a pharmaceutical composition comprising the compound according to the first aspect, or a pharmaceutically acceptable salt or solvate thereof, and a pharmaceutically acceptable carrier.

[0007e] According to a third aspect, the present invention provides a method of treating a patient, the method comprising administering to the patient a therapeutically effective amount of the compound according to the first aspect, or a pharmaceutically acceptable salt or solvate thereof, wherein the patient has cancer selected from the group consisting of acute monocytic leukemia, acute myelogenous leukemia, chronic myelogenous leukemia, chronic lymphocytic leukemia mixed lineage leukemia, NUT-midline carcinoma, multiple myeloma, small cell lung cancer (SCLC), neuroblastoma, Burkitt's lymphoma, cervical cancer, esophageal cancer, ovarian cancer, colorectal cancer, prostate cancer, and breast cancer.

[0007f] According to a fourth aspect, the present invention provides the compound according to the first aspect, or a pharmaceutically acceptable salt or solvate thereof, for use in treating cancer, a chronic autoimmune disorder, an inflammatory condition, a proliferative disorder, sepsis, or a viral infection.

[0007g] According to a fifth aspect, the present invention provides use of a compound according to the first aspect, or a pharmaceutically acceptable salt or solvate thereof, for the manufacture of a medicament for treatment of cancer, wherein the cancer is selected from the group consisting of acute monocytic leukemia, acute myelogenous leukemia, chronic myelogenous leukemia, chronic lymphocytic leukemia mixed lineage leukemia, NUT-midline carcinoma, multiple myeloma, small cell lung cancer (SCLC), neuroblastoma, Burkitt's lymphoma, cervical cancer, esophageal cancer, ovarian cancer, colorectal cancer, prostate cancer, and breast cancer. In one aspect, the present disclosure provides heterobifunctional compounds represented by any one of Formulae **I-A**, **1-111**, or **VII-XII**, below, and the pharmaceutically acceptable salts and solvates thereof, collectively referred to as "Compounds of the Disclosure." Compounds of the Disclosure are MDM2 protein degraders and thus are useful in treating diseases or conditions wherein inhibition and/or degradation of MDM2 provides a benefit.

[0008] In another aspect, the present disclosure provides synthetic intermediates represented by Formula **IV-VI**, below, and the pharmaceutically acceptable salts and

solvates thereof, collectively referred to as "Intermediates of the Disclosure." Intermediates of the Disclosure can be used to prepare MDM2 protein degraders having Formulae **I-A**, **I-III**, or **VII-XII**.

- [0010]** In another aspect, the present disclosure provides methods of treating a condition or disease by administering a therapeutically effective amount of a Compound of the Disclosure to an individual, e.g., a human, in need thereof. The disease or condition of interest is treatable by degradation of MDM2 proteins, for example, a cancer, a chronic autoimmune disorder, an inflammatory condition, a proliferative disorder, sepsis, or a viral infection. Also provided are methods of preventing the proliferation of unwanted proliferating cells, such as in cancer, in a subject comprising administering a therapeutically effective amount of a Compound of the Disclosure to a subject at risk of developing a condition characterized by unwanted proliferating cells. In some embodiments, the Compounds of the Disclosure reduce the proliferation of unwanted cells by inducing apoptosis in those cells.
- [0011]** In another aspect, the present disclosure provides a method of degrading MDM2 proteins in an individual, comprising administering to the individual an effective amount of at least one Compound of the Disclosure.
- [0012]** In another embodiment, the present disclosure provides a method of reducing MDM2 protein within a cell of an individual, e.g., a patient in need thereof, the method comprising administering a Compound of the Disclosure to the individual.
- [0013]** In another aspect, the present disclosure provides a pharmaceutical composition comprising a Compound of the Disclosure and an excipient and/or pharmaceutically acceptable carrier.
- [0014]** In another aspect, the present disclosure provides a composition comprising a Compound of the Disclosure and an excipient and/or pharmaceutically acceptable carrier for use treating diseases or conditions wherein degradation of MDM2 proteins provides a benefit, e.g., cancer.
- [0015]** In another aspect, the present disclosure provides a composition comprising: (a) a Compound of the Disclosure; (b) a second therapeutically active agent; and (c) optionally an excipient and/or pharmaceutically acceptable carrier.
- [0016]** In another aspect, the present disclosure provides a Compound of the Disclosure for use in treatment of a disease or condition of interest, e.g., cancer.

- [0017] In another aspect, the present disclosure provides a use of a Compound of the Disclosure for the manufacture of a medicament for treating a disease or condition of interest, e.g., cancer.
- [0018] In another aspect, the present disclosure provides a kit comprising a Compound of the Disclosure, and, optionally, a packaged composition comprising a second therapeutic agent useful in the treatment of a disease or condition of interest, and a package insert containing directions for use in the treatment of a disease or condition, e.g., cancer.
- [0019] In another aspect, the present disclosure provides methods of preparing Compounds of the Disclosure.
- [0020] Additional embodiments and advantages of the disclosure will be set forth, in part, in the description that follows, and will flow from the description, or can be learned by practice of the disclosure. The embodiments and advantages of the disclosure will be realized and attained by means of the elements and combinations particularly pointed out in the appended claims.
- [0021] It is to be understood that both the foregoing summary and the following detailed description are exemplary and explanatory only, and are not restrictive of the invention as claimed.

DETAILED DESCRIPTION OF DRAWINGS

- [0022] Fig. 1 is an illustration showing that Cpd. No. 15 and Cpd. No. 22 induce MDM2 degradation and p53 activation of in the RS4;11 cell line.
- [0023] Fig. 2 is an illustration showing that Cpd. No. 15 and Cpd. No. 22 induce MDM2 degradation and p53 activation in the MV-4-11 cell line.
- [0024] Fig 3. is a bar chart showing that Cpd. No. 15 and Cpd. No. 22 activate mRNA levels of *p21*, a representative p53 target gene.
- [0025] Fig 4. is a bar chart showing that Cpd. No. 15 and Cpd. No. 22 activate mRNA levels of *PUMA*, a representative p53 target gene.
- [0026] Fig 5. is a bar chart showing that Cpd. No. 15 and Cpd. No. 22 activate mRNA levels of *BAX*, a representative p53 target gene.
- [0027] Fig. 6 is an illustration showing that MDM2 degradation by Cpd. No. 14, Cpd. No. 15, and Cpd. No. 22 is proteasome-dependent.
- [0028] Fig. 7 is an illustration showing that MDM2 degradation by Cpd. No. 14, Cpd. No. 15, and Cpd. No. 22 is cereblon (CRBN)-dependent.

[0029] Fig. 8 is an illustration showing that cell growth inhibitory activity is p53-dependent.

DETAILED DESCRIPTION OF THE INVENTION

[0030] Compounds of the Disclosure are heterobifunctional compounds that promote MDM2 degradation.

[0031] In one embodiment, Compounds of the Disclosure are compounds represented by Formula **I-A**:



and the pharmaceutically acceptable salts or solvates thereof, wherein:

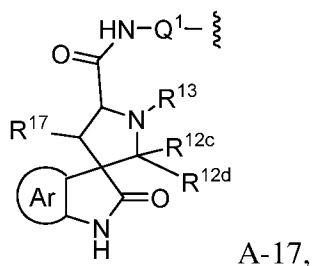
[0032] A^1 is a monovalent radical of a MDM2 inhibitor;

[0033] L^1 is a linker; and

[0034] B^1 is monovalent radical of a ligand for an E3 ubiquitin ligase protein.

[0035] In another embodiment, Compounds of the Disclosure are compounds represented by Formula **I-A**, and the pharmaceutically acceptable salts or solvates thereof, wherein:

[0036] A^1 is:




[0037] R^{12c} and R^{12d} are independently selected from the group consisting of hydrogen and optionally substituted C_{1-8} alkyl; or

[0038] R^{12c} and R^{12d} taken together with the carbon atom to which they are attached form a 4- to 8-membered optionally substituted cycloalkyl or a 4- to 8-membered optionally substituted heterocyclo;

[0039] R^{13} is selected from the group consisting of hydrogen, optionally substituted C_{1-6} alkyl, and heteroalkyl;

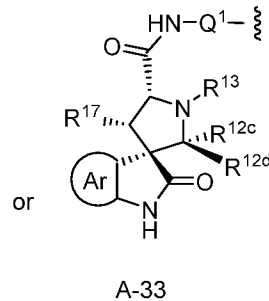
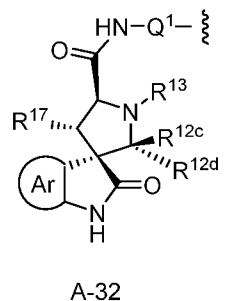
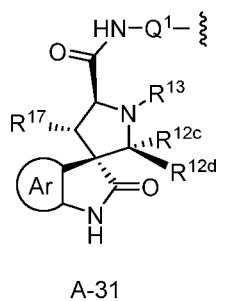
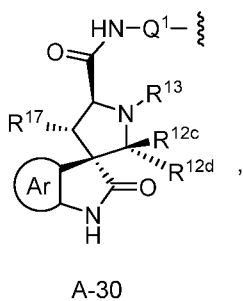
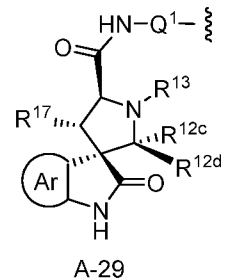
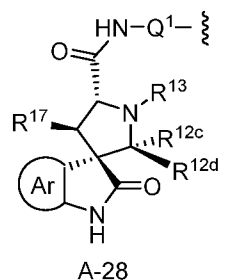
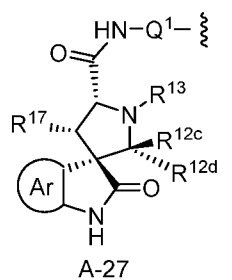
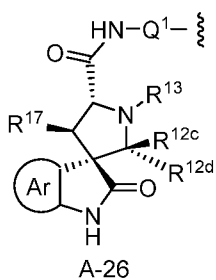
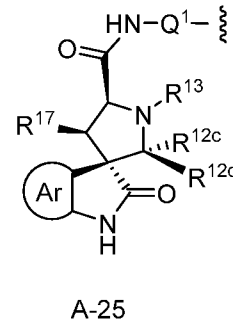
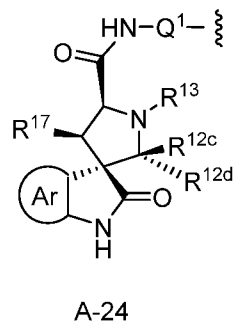
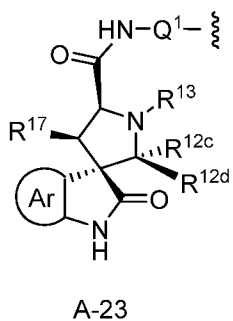
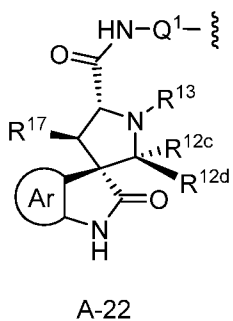
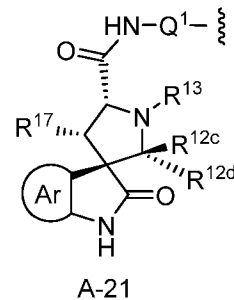
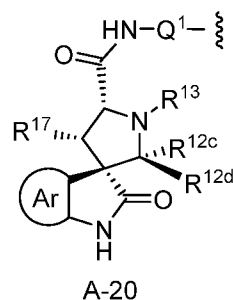
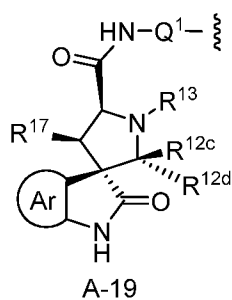
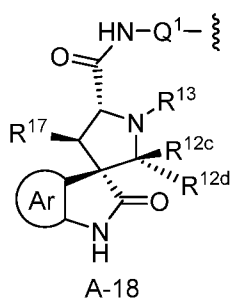
[0040] R^{17} is selected from the group consisting of optionally substituted aryl and optionally substituted heteroaryl;


[0041] Q^1 is selected from the group consisting of alkylenyl, arylenyl, e.g., phenylenyl, heteroarylenyl, cycloalkylenyl, and heterocyclylenyl; and

[0042]  is a fused optionally substituted phenyl, fused optionally substituted thienyl, fused optionally substituted pyridyl, or fused optionally substituted pyrimidyl group.

[0043] In another embodiment, Compounds of the Disclosure are compounds represented by Formula I-A, and the pharmaceutically acceptable salts or solvates thereof, wherein:

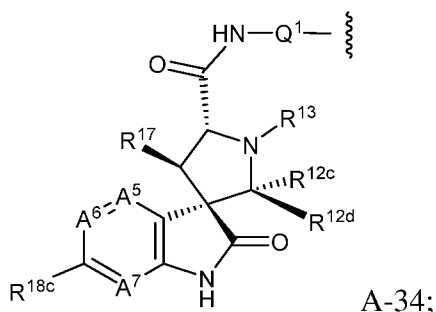
[0044] A¹ is:



[0045] and R^{12c}, R^{12d}, R¹³, R¹⁷, Q¹, and  are as defined in connection with A-17.

[0046] In another embodiment, Compounds of the Disclosure are compounds represented by Formula **I-A**, and the pharmaceutically acceptable salts or solvates thereof, wherein:

[0047] A^1 is:



[0048] A^5 is selected from the group consisting of $-C(R^{18a})=$ and $-N=$;

[0049] A^6 is selected from the group consisting of $-C(R^{18b})=$ and $-N=$;

[0050] A^7 is selected from the group consisting of $-C(R^{18d})=$ and $-N=$;

[0051] R^{18a} , R^{18b} , R^{18c} , and R^{18d} are each independently selected from the group consisting of hydrogen, halo, C_{1-4} alkyl, haloalkyl, alkoxy, and haloalkoxy; and

[0052] R^{12c} , R^{12d} , R^{13} , R^{17} , and Q^1 are as defined in connection with A-17.

[0053] In another embodiment, Compounds of the Disclosure are compounds represented by Formula **I-A**, and the pharmaceutically acceptable salts or solvates thereof, wherein A^1 is A-34, A^5 is $-N=$, A^6 is $-C(R^{18b})=$, and A^7 is $-C(R^{18d})=$.

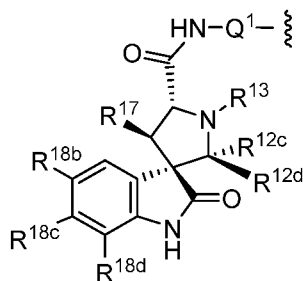
[0054] In another embodiment, Compounds of the Disclosure are compounds represented by Formula **I-A**, and the pharmaceutically acceptable salts or solvates thereof, wherein A^1 is A-34, A^5 is $-C(R^{18a})=$, A^6 is $-N=$, and A^7 is $-C(R^{18d})=$.

[0055] In another embodiment, Compounds of the Disclosure are compounds represented by Formula **I-A**, and the pharmaceutically acceptable salts or solvates thereof, wherein A^1 is A-34, A^5 is $-C(R^{18a})=$, A^6 is $-C(R^{18b})=$, and A^7 is $-N=$.

[0056] In another embodiment, Compounds of the Disclosure are compounds represented by Formula **I-A**, and the pharmaceutically acceptable salts or solvates thereof, wherein A^1 is A-34, A^5 is $-C(R^{18a})=$, A^6 is $-N=$, and A^7 is $-N=$.

[0057] In another embodiment, Compounds of the Disclosure are compounds represented by Formula **I-A**, and the pharmaceutically acceptable salts or solvates thereof, wherein:

[0058] A^1 is:



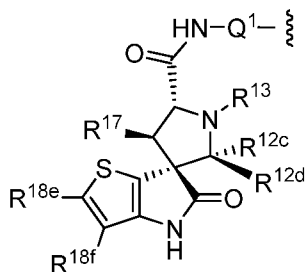
A-35;

[0059] R^{18b} , R^{18c} , and R^{18d} are as defined in connection with A-34; and

[0060] R^{12c} , R^{12d} , R^{13} , R^{17} , and Q^1 are as defined in connection with A-17.

[0061] In another embodiment, Compounds of the Disclosure are compounds represented by Formula I-A, and the pharmaceutically acceptable salts or solvates thereof, wherein:

[0062] A^1 is:



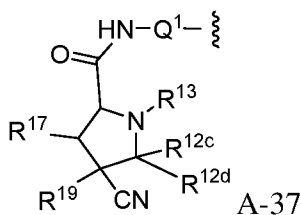
A-36,

[0063] R^{18e} and R^{18d} are independently selected from the group consisting of hydrogen, halo, C_{1-4} alkyl, haloalkyl, alkoxy, and haloalkoxy; and

[0064] R^{12c} , R^{12d} , R^{13} , R^{17} , and Q^1 are as defined in connection with A-17.

[0065] In another embodiment, Compounds of the Disclosure are compounds represented by Formula I-A, and the pharmaceutically acceptable salts or solvates thereof, wherein:

[0066] A^1 is:



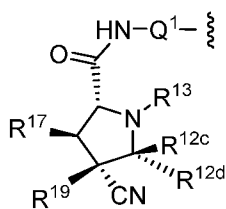
A-37

[0067] R^{19} is selected from the group consisting optionally substituted aryl and optionally substituted heteroaryl; and

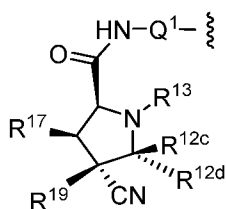
[0068] R^{12c} , R^{12d} , R^{13} , R^{17} , and Q^1 are as defined in connection with A-17.

[0069] In another embodiment, Compounds of the Disclosure are compounds represented by Formula I-A, and the pharmaceutically acceptable salts or solvates thereof, wherein:

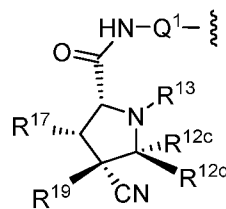
[0070] A^1 is:



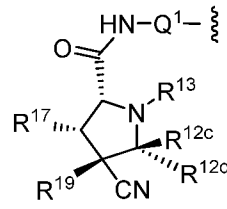
A-38



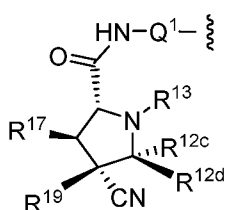
A-39



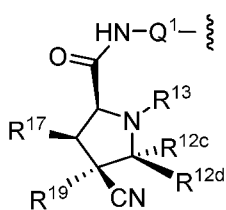
A-40



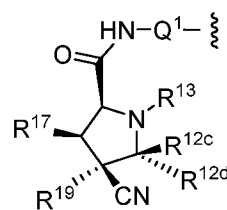
A-41



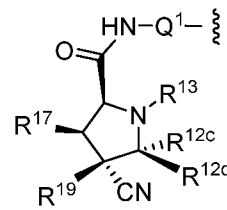
A-42



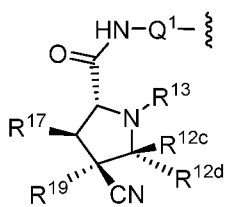
A-43



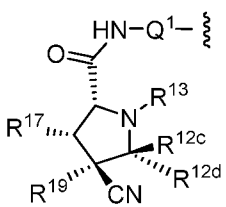
A-44



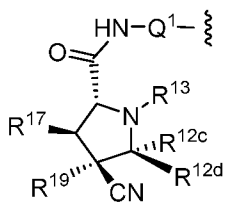
A-45



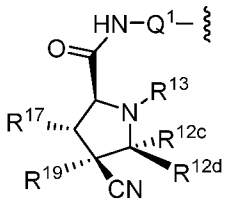
A-46



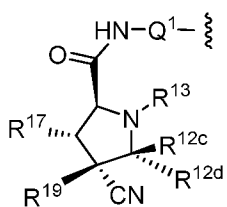
A-47



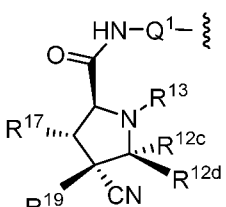
A-48



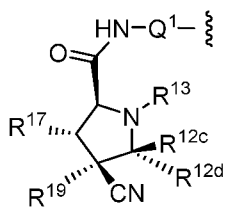
A-49



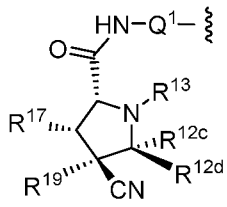
A-50



A-51



A-52

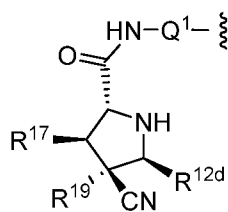


A-53

[0071] wherein R^{12c} , R^{12d} , R^{13} , R^{17} , R^{19} , and Q^1 are as defined in connection with A-37.

[0072] In another embodiment, Compounds of the Disclosure are compounds represented by Formula I-A, and the pharmaceutically acceptable salts or solvates thereof, wherein:

[0073] A^1 is:

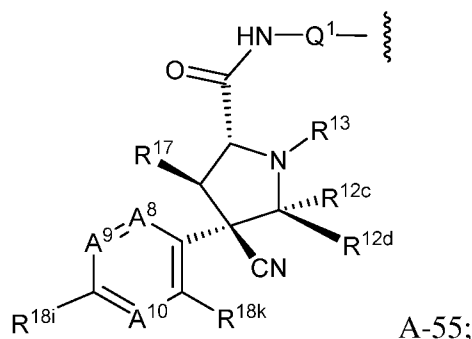


A-54; and

[0074] R^{12d} , R^{17} , R^{19} , and Q^1 are as defined in connection with A-37.

[0075] In another embodiment, Compounds of the Disclosure are compounds represented by Formula I-A, and the pharmaceutically acceptable salts or solvates thereof, wherein:

A¹ is:



[0076] A⁸ is selected from the group consisting of -C(R^{18g})= and -N=;

[0077] A⁹ is selected from the group consisting of -C(R^{18h})= and -N=;

[0078] A¹⁰ is selected from the group consisting of -C(R^{18j})= and -N=;

[0079] R^{18g}, R^{18h}, R¹⁸ⁱ, R^{18j}, and R^{18k} are each independently selected from the group consisting of hydrogen, halo, C₁₋₄ alkyl, haloalkyl, alkoxy, and haloalkoxy; and

[0080] R^{12c}, R^{12d}, R¹³, R¹⁷, and Q¹ are as defined in connection with A-37.

[0081] In another embodiment, Compounds of the Disclosure are compounds represented by Formula **I-A**, and the pharmaceutically acceptable salts or solvates thereof, wherein A¹ is A-55, A⁸ is -N=, A⁹ is -C(R^{18h})=, and A¹⁰ is -C(R^{18j})=.

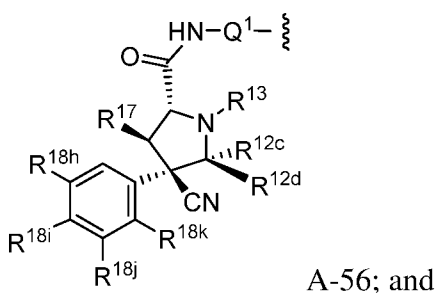
[0082] In another embodiment, Compounds of the Disclosure are compounds represented by Formula **I-A**, and the pharmaceutically acceptable salts or solvates thereof, wherein A¹ is A-55, A⁸ is C(R^{18g})=, A⁹ is -N=, and A¹⁰ is -C(R^{18j})=.

[0083] In another embodiment, Compounds of the Disclosure are compounds represented by Formula **I-A**, and the pharmaceutically acceptable salts or solvates thereof, wherein A¹ is A-55, A⁸ is -C(R^{18g})=, A⁹ is -C(R^{18h})=, and A¹⁰ is -N=.

[0084] In another embodiment, Compounds of the Disclosure are compounds represented by Formula **I-A**, and the pharmaceutically acceptable salts or solvates thereof, wherein A¹ is A-55, A⁸ is -C(R^{18g})=, A⁹ is -N=, and A¹⁰ is -N=.

[0085] In another embodiment, Compounds of the Disclosure are compounds represented by Formula **I-A**, and the pharmaceutically acceptable salts or solvates thereof, wherein:

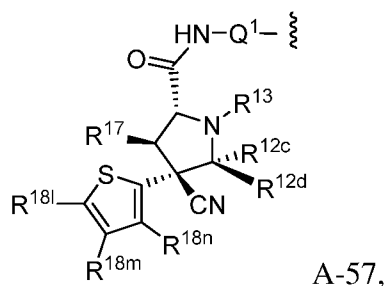
[0086] A¹ is:



[0087] R^{12c} , R^{12d} , R^{13} , R^{17} , R^{18h} , R^{18i} , R^{18j} , R^{18k} , and Q^1 are as defined in connection with A-55.

[0088] In another embodiment, Compounds of the Disclosure are compounds represented by Formula I-A, and the pharmaceutically acceptable salts or solvates thereof, wherein:

[0089] A^1 is:

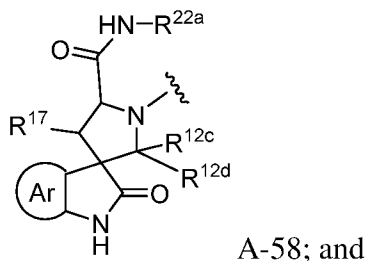


[0090] R^{18l} , R^{18m} , and R^{18n} are each independently selected from the group consisting of hydrogen, halo, C_{1-4} alkyl, haloalkyl, alkoxy, and haloalkoxy; and

[0091] R^{12c} , R^{12d} , R^{13} , R^{17} , and Q^1 are as defined in connection with A-37.

[0092] In another embodiment, Compounds of the Disclosure are compounds represented by Formula I-A, and the pharmaceutically acceptable salts or solvates thereof, wherein:

[0093] A^1 is:

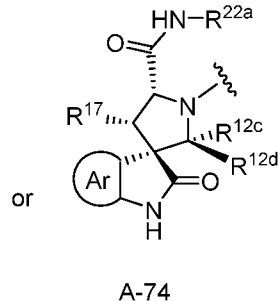
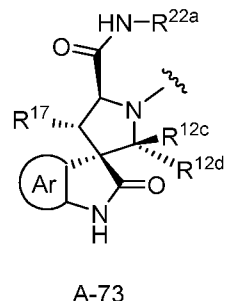
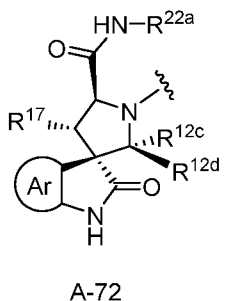
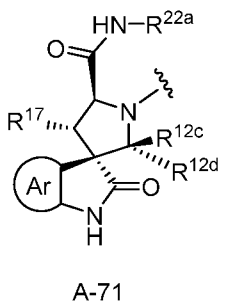
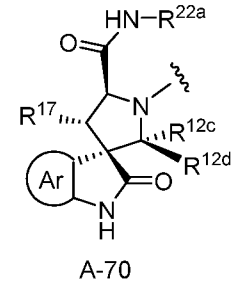
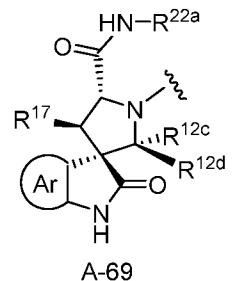
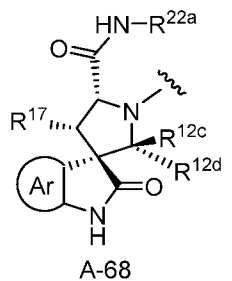
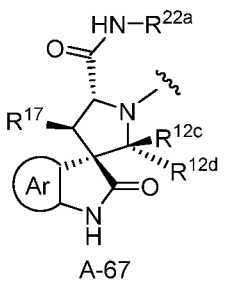
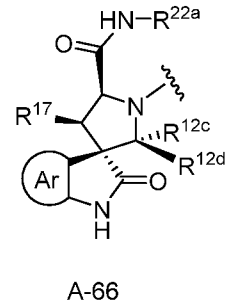
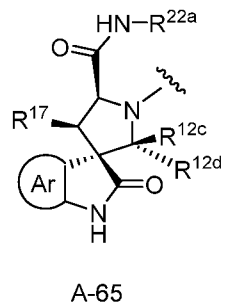
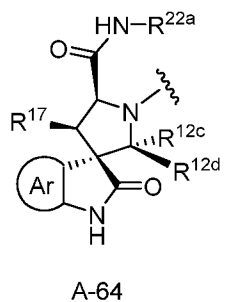
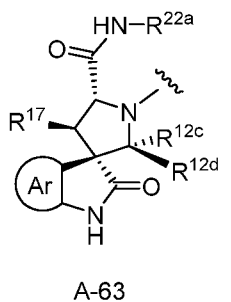
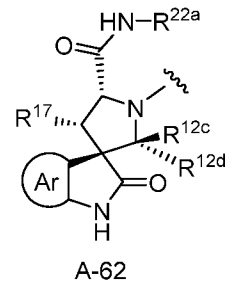
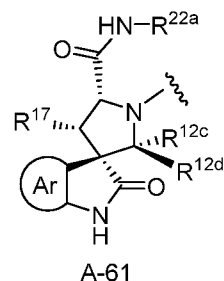
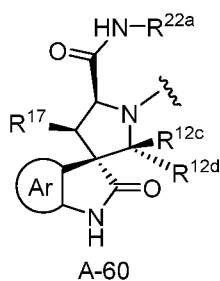
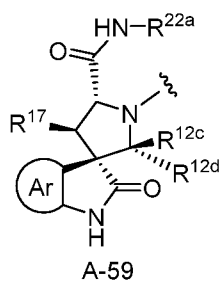


[0094] R^{22a} is selected from the group consisting of optionally substituted cycloalkyl, optionally substituted heterocyclo, optionally substituted aryl, and optionally substituted heteroaryl; and

[0095] R^{12c} , R^{12d} , R^{17} , and Ar is as defined in connection with A-17.

[0096] In another embodiment, Compounds of the Disclosure are compounds represented by Formula I-A, and the pharmaceutically acceptable salts or solvates thereof, wherein:

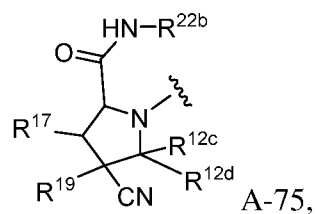
[0097] A^1 is:



[0098] wherein R^{12c} , R^{12d} , R^{17} , R^{22a} , and Ar is as defined in connection with A-58.

[0099] In another embodiment, Compounds of the Disclosure are compounds represented by Formula I-A, and the pharmaceutically acceptable salts or solvates thereof, wherein:

[0100] A^1 is:

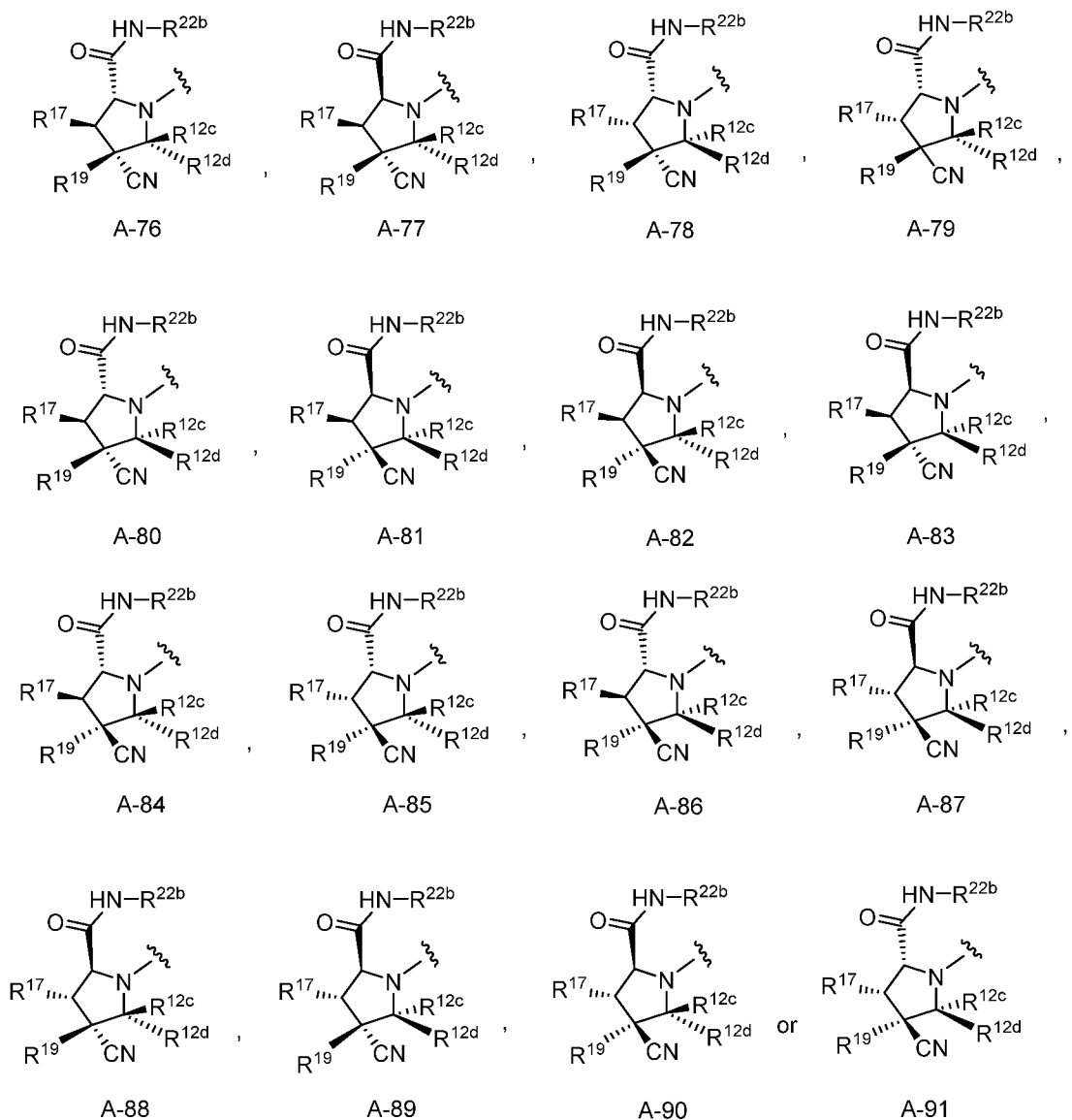


[0101] R^{22b} is selected from the group consisting of optionally substituted cycloalkyl, optionally substituted heterocyclo, optionally substituted aryl, and optionally substituted heteroaryl; and

[0102] R^{12c} , R^{12d} , R^{17} , and R^{19} are as defined in connection with A-37.

[0103] In another embodiment, Compounds of the Disclosure are compounds represented by Formula I-A, and the pharmaceutically acceptable salts or solvates thereof, wherein:

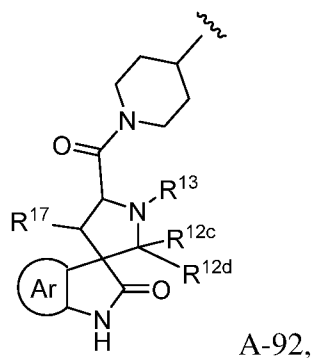
[0104] A^1 is:



[0105] R^{12c} , R^{12d} , R^{17} , R^{19} , and R^{22b} are as defined in connection with A-75.

[0106] In another embodiment, Compounds of the Disclosure are compounds represented by Formula I-A, and the pharmaceutically acceptable salts or solvates thereof, wherein:

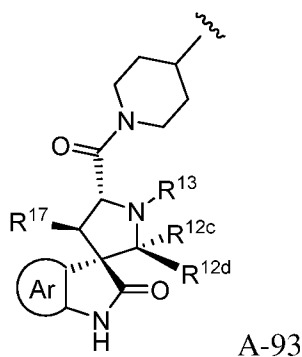
[0107] A^1 is:



and R^{12c} , R^{12d} , R^{13} , R^{17} , and Ar are as defined in connection with A-17.

[0108] In another embodiment, Compounds of the Disclosure are compounds represented by Formula **I-A**, and the pharmaceutically acceptable salts or solvates thereof, wherein:

[0109] A^1 is:



and R^{12c} , R^{12d} , R^{13} , R^{17} , and Ar are as defined in connection with A-17.

[0110] In another embodiment, Compounds of the Disclosure are compounds represented by Formula **I-A**, and the pharmaceutically acceptable salts or solvates thereof, wherein A^1 is any one or more of A-17, A-18, A-19, A-20, A-21, A-22, A-23, A-24, A-25, A-26, A-27, A-28, A-29, A-30, A-31, A-32, A-33, A-34, A-35, A-46, A-37, A-38, A-39, A-40, A-41, A-42, A-43, A-44, A-45, A-46, A-47, A-48, A-49, A-50, A-51, A-52, A-53, A-54, A-55, A-56, A-57, A-58, A-59, A-60, A-61, A-62, A-63, A-64, A-65, A-66, A-67, A-68, A-69, A-70, A-71, A-72, A-73, A-74, A-75, A-76, A-77, A-78, A-79, A-80, A-81, A-82, A-83, A-84, A-85, A-86, A-87, A-88, A-89, A-90, A-91, A-92, or A-93, i.e., A^1 is any one or more of A-17 to A-93.

[0111] In another embodiment, Compounds of the Disclosure are compounds represented by Formula **I-A**, and the pharmaceutically acceptable salts or solvates thereof, wherein A^1 is selected from the group consisting of A-28, A-48, A-69, A-86, and A-93.

- [0112] In another embodiment, Compounds of the Disclosure are compounds represented by Formula **I-A**, and the pharmaceutically acceptable salts or solvates thereof, wherein A¹ is selected from the group consisting of A-28, A-48, A-69, and A-86.
- [0113] In another embodiment, Compounds of the Disclosure are compounds represented by Formula **I-A**, and the pharmaceutically acceptable salts or solvates thereof, wherein A¹ is selected from the group consisting of A-28 and A-48.
- [0114] In another embodiment, Compounds of the Disclosure are compounds represented by Formula **I-A**, and the pharmaceutically acceptable salts or solvates thereof, wherein A¹ is selected from the group consisting of A-69 and A-86.
- [0115] In another embodiment, Compounds of the Disclosure are compounds represented by Formula **I-A**, and the pharmaceutically acceptable salts or solvates thereof, wherein A¹ is selected from the group consisting of A-1 to A-16 (below).
- [0116] In another embodiment, Compounds of the Disclosure are compounds represented by Formula **I-A**, and the pharmaceutically acceptable salts or solvates thereof, wherein A¹ is selected from the group consisting of A-1 to A-93.
- [0117] In another embodiment, Compounds of the Disclosure are compounds represented by Formula **I-A**, and the pharmaceutically acceptable salts or solvates thereof, wherein A¹ is selected from the group consisting of A-1 to A-91.
- [0118] In another embodiment, Compounds of the Disclosure are compounds represented by Formula **I-A**, and the pharmaceutically acceptable salts or solvates thereof, wherein A¹ is selected from the group consisting of A-92 and A-93.
- [0119] In another embodiment, Compounds of the Disclosure are compounds represented by Formula **I-A**, and the pharmaceutically acceptable salts or solvates thereof, wherein A¹ is selected from the group consisting of A-17 to A-93.
- [0120] In another embodiment, Compounds of the Disclosure are compounds represented by Formula **I-A**, and the pharmaceutically acceptable salts or solvates thereof, wherein A¹ is selected from the group consisting of A-17 to A-91.
- [0121] In another embodiment, Compounds of the Disclosure are compounds represented by Formula **I-A**, and the pharmaceutically acceptable salts or solvates thereof, wherein A¹ is selected from the group consisting of A-17 to A-36.
- [0122] In another embodiment, Compounds of the Disclosure are compounds represented by Formula **I-A**, and the pharmaceutically acceptable salts or solvates thereof, wherein A¹ is selected from the group consisting of A-37 to A-57.

[0123] In another embodiment, Compounds of the Disclosure are compounds represented by Formula I-A, and the pharmaceutically acceptable salts or solvates thereof, wherein A^1 is selected from the group consisting of A-58 to A-91.

[0124] In another embodiment, Compounds of the Disclosure are compounds represented by Formula I-A, and the pharmaceutically acceptable salts or solvates thereof, wherein A^1 is selected from the group consisting of A-10, A-11, A-15, A-28, A-48, A-69, A-86, A-93, A-98, A-99, and A-101.

[0125] In another embodiment, Compounds of the Disclosure are compounds represented by Formula I-A, and the pharmaceutically acceptable salts or solvates thereof, wherein A^1 is selected from the group consisting of A-35, A-56, A-99, A-100, and A-101.

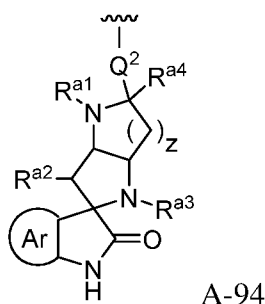
[0126] In another embodiment, Compounds of the Disclosure are compounds represented by Formula I-A, and the pharmaceutically acceptable salts or solvates thereof, wherein:

[0127] A^1 is any one or more of A-17 to A-93; and

[0128] R^{17} is optionally substituted aryl. In another embodiment, the optional substituents are fluoro or chloro.

[0129] In another embodiment, Compounds of the Disclosure are compounds represented by Formula I-A, and the pharmaceutically acceptable salts or solvates thereof, wherein:

[0130] A^1 is:



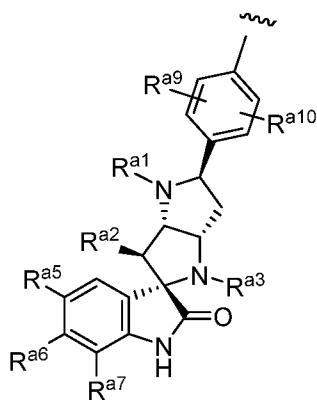
[0131] R^{a1} is selected from the group consisting of hydrogen and optionally substituted C_{1-6} alkyl;

[0132] R^{a2} is selected from the group consisting of optionally substituted aryl and optionally substituted heteroaryl;

[0133] R^{a3} is selected from the group consisting of hydrogen, optionally substituted C_{1-6} alkyl, and aralkyl

[0134] R^{a4} is selected from the group consisting of hydrogen and optionally substituted C_{1-6} alkyl;

[0135] Q^2 is selected from the group consisting of alkylenyl, arylenyl, e.g., phenylenyl, heteroarylenyl, cycloalkylenyl, and heterocyclenyl;



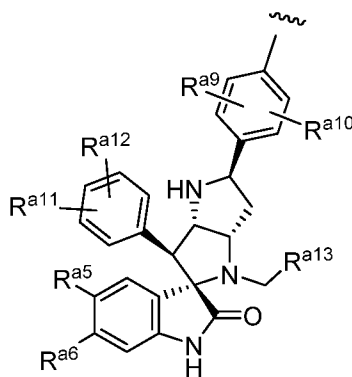
A-97

[0143] R^{a9} and R^{a10} are independently selected from the group consisting of hydrogen, halo, C_{1-4} alkyl, haloalkyl, alkoxy, and haloalkoxy; and

[0144] R^{a1} , R^{a2} , R^{a3} , R^{a5} , R^{a6} , and R^{a7} are as defined in connection with A-94.

[0145] In another embodiment, Compounds of the Disclosure are compounds represented by Formula I-A, and the pharmaceutically acceptable salts or solvates thereof, wherein:

A^1 is:



A-98

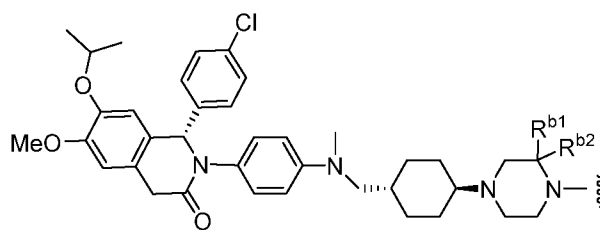
[0146] R^{a5} , R^{a6} , R^{a11} , and R^{a12} are each independently selected from the group consisting of hydrogen and halo;

[0147] R^{a9} and R^{a10} are independently selected from the group consisting of hydrogen, halo, C_{1-4} alkyl, haloalkyl, alkoxy, and haloalkoxy; and

[0148] R^{a13} is selected from the group consisting of hydrogen, C_{1-4} alkyl, and C_{3-8} cycloalkyl.

[0149] In another embodiment, Compounds of the Disclosure are compounds represented by Formula I-A, and the pharmaceutically acceptable salts or solvates thereof, wherein:

[0150] A^1 is:



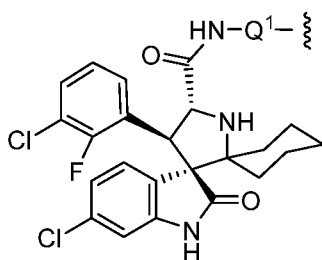
A-99,

[0151] R^{b1} and R^{b2} are each hydrogen; or

[0152] R^{b1} and R^{b2} taken together form a carbonyl, i.e., $-C(=O)-$, group.

[0153] In another embodiment, Compounds of the Disclosure are compounds represented by Formula I-A, and the pharmaceutically acceptable salts or solvates thereof, wherein:

[0154] A^1 is:

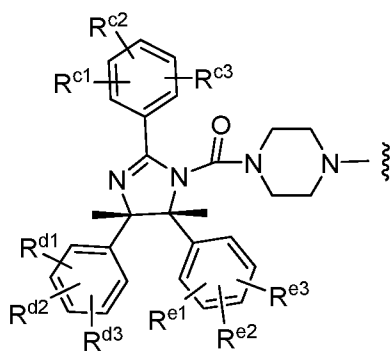


A-100,

wherein Q^1 is selected from the group consisting of alkylenyl, phenylenyl, heteroarylenyl, cycloalkylenyl, and heterocyclenyl.

[0155] In another embodiment, Compounds of the Disclosure are compounds represented by Formula I-A, and the pharmaceutically acceptable salts or solvates thereof, wherein:

[0156] A^1 is:



A-101

[0157] R^{c1} , R^{c2} , R^{c3} , R^{d1} , R^{d2} , R^{d3} , R^{e1} , R^{e2} , and R^{e3} are each independently selected from the group consisting of hydrogen, halo, C_{1-6} alkyl, haloalkyl, alkoxy, and haloalkoxy.

[0158] In another embodiment, Compounds of the Disclosure are compounds represented by Formula I-A, and the pharmaceutically acceptable salts or solvates thereof, wherein:

[0159] A^1 is any one or more of A-17 to A-93; and

[0160] R^{17} is optionally substituted heteroaryl. In another embodiment, the optional substituents are fluoro or chloro.

[0161] In another embodiment, Compounds of the Disclosure are compounds represented by Formula I-A, and the pharmaceutically acceptable salts or solvates thereof, wherein:

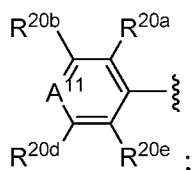
[0162] A^1 is any one or more of A-94 to A-97; and

[0163] R^{a2} is optionally substituted heteroaryl. In another embodiment, the optional substituents are fluoro or chloro.

[0164] In another embodiment, Compounds of the Disclosure are compounds represented by Formula I-A, and the pharmaceutically acceptable salts or solvates thereof, wherein:

[0165] A^1 is any one or more of A-17 to A-93;

[0166] R^{17} is:



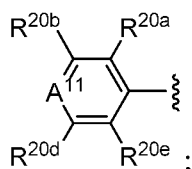
[0167] A^{11} is selected from the group consisting of $-C(R^{20c})=$ and $-N=$; and

[0168] R^{20a} , R^{20b} , R^{20c} , R^{20d} , and R^{20e} are each independently selected from the group consisting of hydrogen, halo, C_{1-4} alkyl, haloalkyl, alkoxy, and haloalkoxy. In another embodiment, A^{11} is $-C(R^{20c})=$. In another embodiment, A^{11} is $-N=$.

[0169] In another embodiment, Compounds of the Disclosure are compounds represented by Formula I-A, and the pharmaceutically acceptable salts or solvates thereof, wherein:

[0170] A^1 is any one or more of A-94 to A-97;

[0171] R^{a2} is:



[0172] A^{11} is selected from the group consisting of $-C(R^{20c})=$ and $-N=$; and

[0173] R^{20a} , R^{20b} , R^{20c} , R^{20d} , and R^{20e} are each independently selected from the group consisting of hydrogen, halo, C_{1-4} alkyl, haloalkyl, alkoxy, and haloalkoxy. In another embodiment, A^{11} is $-C(R^{20c})=$. In another embodiment, A^{11} is $-N=$.

[0174] In another embodiment, Compounds of the Disclosure are compounds represented by Formula I-A, and the pharmaceutically acceptable salts or solvates thereof, wherein:

[0175] A^1 is any one or more of A-17 to A-93;

[0176] R^{12c} is hydrogen; and

[0177] R^{12d} is C_{1-8} alkyl.

[0178] In another embodiment, Compounds of the Disclosure are compounds represented by Formula **I-A**, and the pharmaceutically acceptable salts or solvates thereof, wherein:

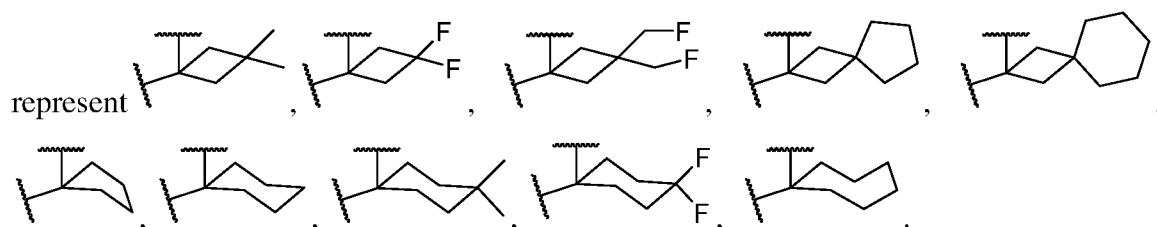
[0179] A^1 is any one or more of A-17 to A-93; and

[0180] R^{12c} and R^{12d} are independently selected from C_{1-8} alkyl, e.g., R^{12c} is methyl and R^{12d} is ethyl, R^{12c} is methyl and R^{12d} is methyl, R^{12c} is ethyl and R^{12d} is ethyl, R^{12c} is propyl and R^{12d} is propyl.

[0181] In another embodiment, Compounds of the Disclosure are compounds represented by Formula **I-A**, and the pharmaceutically acceptable salts or solvates thereof, wherein:

[0182] A^1 is any one or more of A-17 to A-93; and

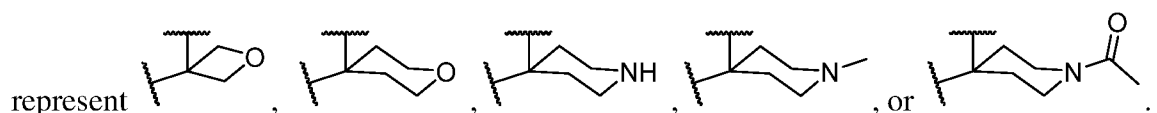
[0183] R^{12c} and R^{12d} taken together with the carbon atom to which they are attached form a 4- to 8-membered optionally substituted cycloalkyl, e.g., R^{12c} and R^{12d} taken together



[0184] In another embodiment, Compounds of the Disclosure are compounds represented by Formula **I-A**, and the pharmaceutically acceptable salts or solvates thereof, wherein:

[0185] A^1 is any one or more of A-17 to A-93; and

[0186] R^{12c} and R^{12d} taken together with the carbon atom to which they are attached form a 4- to 8-membered optionally substituted heterocyclo, e.g., R^{12c} and R^{12d} taken together



[0187] In another embodiment, Compounds of the Disclosure are compounds represented by Formula **I-A**, and the pharmaceutically acceptable salts or solvates thereof, wherein:

[0188] A^1 is any one or more of A-17 to A-57, A-92, or A-93; and

[0189] R^{13} is hydrogen.

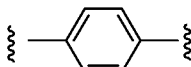
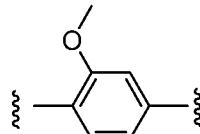
[0190] In another embodiment, Compounds of the Disclosure are compounds represented by Formula **I-A**, and the pharmaceutically acceptable salts or solvates thereof, wherein:

[0191] A^1 is any one or more of A-17 to A-57 or A-100; and

[0192] Q^1 is alkylenyl.

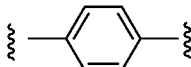
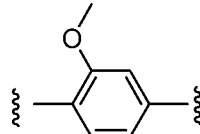
[0193] In another embodiment, Compounds of the Disclosure are compounds represented by Formula **I-A**, and the pharmaceutically acceptable salts or solvates thereof, wherein:

[0194] A^1 is any one or more of A-17 to A-57 or A-100; and

[0195] Q^1 is phenylenyl, e.g., Q^1 is , or .

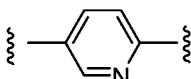
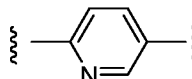
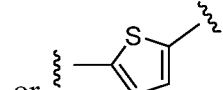
[0196] In another embodiment, Compounds of the Disclosure are compounds represented by Formula I-A, and the pharmaceutically acceptable salts or solvates thereof, wherein:

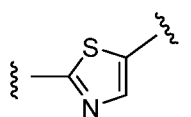
[0197] A^1 is any one or more of A-94 to A-97; and

[0198] Q^2 is phenylenyl, e.g., Q^2 is , or .

[0199] In another embodiment, Compounds of the Disclosure are compounds represented by Formula I-A, and the pharmaceutically acceptable salts or solvates thereof, wherein:

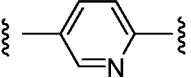
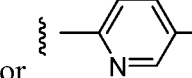
[0200] A^1 is any one or more of A-17 to A-57 or A-100; and

[0201] Q^1 is heteroarylenyl, e.g., Q^1 is , , or ,



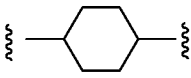
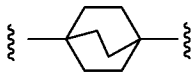
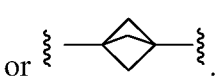
[0202] In another embodiment, Compounds of the Disclosure are compounds represented by Formula I-A, and the pharmaceutically acceptable salts or solvates thereof, wherein:

[0203] A^1 is any one or more of A-94 to A-97; and

[0204] Q^2 is heteroarylenyl, e.g., Q^2 is , or .

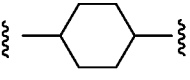
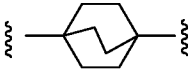
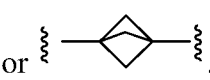
[0205] In another embodiment, Compounds of the Disclosure are compounds represented by Formula I-A, and the pharmaceutically acceptable salts or solvates thereof, wherein:

[0206] A^1 is any one or more of A-17 to A-57 or A-100; and

[0207] Q^1 is cycloalkylenyl, e.g., Q^1 is , , or .

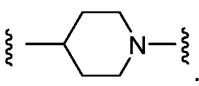
[0208] In another embodiment, Compounds of the Disclosure are compounds represented by Formula I-A, and the pharmaceutically acceptable salts or solvates thereof, wherein:

[0209] A^1 is any one or more of A-94 to A-96; and

[0210] Q^2 is cycloalkylenyl, e.g., Q^2 is , , or .

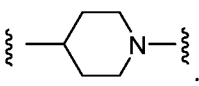
[0211] In another embodiment, Compounds of the Disclosure are compounds represented by Formula I-A, and the pharmaceutically acceptable salts or solvates thereof, wherein:

[0212] A¹ is any one or more of A-17 to A-57 or A-100; and

[0213] Q¹ is heterocyclenyl, e.g., Q¹ is .

[0214] In another embodiment, Compounds of the Disclosure are compounds represented by Formula I-A, and the pharmaceutically acceptable salts or solvates thereof, wherein:

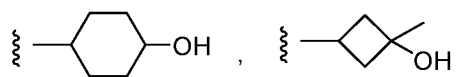
[0215] A¹ is any one or more of A-94 to A-96; and

[0216] Q² is heterocyclenyl, e.g., Q² is .

[0217] In another embodiment, Compounds of the Disclosure are compounds represented by Formula I-A, and the pharmaceutically acceptable salts or solvates thereof, wherein:

[0218] A¹ is any one or more of A-58 to A-74; and

[0219] R^{22a} is optionally substituted cycloalkyl, e.g., R^{22a} is



[0220] In another embodiment, Compounds of the Disclosure are compounds represented by Formula I-A, and the pharmaceutically acceptable salts or solvates thereof, wherein:

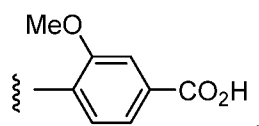
[0221] A¹ is any one or more of A-58 to A-74; and

[0222] R^{22a} is optionally substituted heterocyclo.

[0223] In another embodiment, Compounds of the Disclosure are compounds represented by Formula I-A, and the pharmaceutically acceptable salts or solvates thereof, wherein:

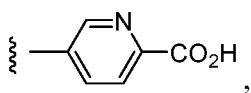
[0224] A¹ is any one or more of A-58 to A-74; and

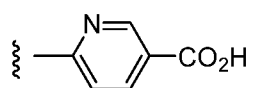
[0225] R^{22a} is optionally substituted aryl, e.g., R^{22a} is ,



[0226] In another embodiment, Compounds of the Disclosure are compounds represented by Formula I-A, and the pharmaceutically acceptable salts or solvates thereof, wherein:

[0227] A¹ is any one or more of A-58 to A-74; and

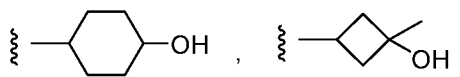
[0228] R^{22a} is optionally substituted heteroaryl, e.g., R^{22a} is ,



[0229] In another embodiment, Compounds of the Disclosure are compounds represented by Formula I-A, and the pharmaceutically acceptable salts or solvates thereof, wherein:

[0230] A^1 is any one or more of A-75 to A-91; and

[0231] R^{22b} is optionally substituted cycloalkyl, e.g., R^{22b} is



[0232] In another embodiment, Compounds of the Disclosure are compounds represented by Formula I-A, and the pharmaceutically acceptable salts or solvates thereof, wherein:

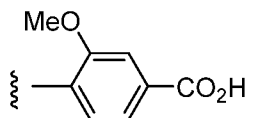
[0233] A^1 is any one or more of A-75 to A-91; and

[0234] R^{22b} is optionally substituted heterocyclo.

[0235] In another embodiment, Compounds of the Disclosure are compounds represented by Formula I-A, and the pharmaceutically acceptable salts or solvates thereof, wherein:

[0236] A^1 is any one or more of A-75 to A-91; and

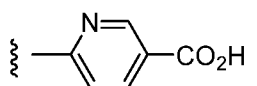
[0237] R^{22b} is optionally substituted aryl, e.g., R^{22b} is



[0238] In another embodiment, Compounds of the Disclosure are compounds represented by Formula I-A, and the pharmaceutically acceptable salts or solvates thereof, wherein:

[0239] A^1 is any one or more of A-75 to A-91; and

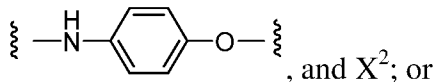
[0240] R^{22b} is optionally substituted heteroaryl, e.g., R^{22b} is



[0241] In another embodiment, Compounds of the Disclosure are compounds represented by Formula I-A, and the pharmaceutically acceptable salts or solvates thereof, wherein:

[0242] L^1 is $-X^1-L^2-Y^1-$;

[0243] X^1 is selected from the group consisting of $-N(R^{2a})-$,



[0244] X^1 is absent;

[0245] X^2 is selected from the group consisting of $-N(H)C(=O)-$, $-C(=O)N(H)-$, $-C(=O)N(H)S(O)_2-$, $-N(H)C(=O)N(H)-$, $-N(H)C(=O)O-$, $-OC(=O)N(H)-$, $-C(=O)-$, $-SO_2-$, $-O-$, $-N(H)-$, $-SO_2N(H)-$, $-N(H)SO_2-$, $-CH_2-$, $-CH=CH-$, and $-C\equiv C-$;

- [0246] L^2 is selected from the group consisting of alkylenyl, heteroalkylenyl, $-A^4-(CH_2)_m-W-(CH_2)_n-$ and $-(CH_2)_m-W-(CH_2)_u-O-(CH_2)_v-$; or
- [0247] L^2 is absent;
- [0248] A^4 is selected from the group consisting of 5-membered heteroarylenyl and 6-membered heteroarylenyl; or
- [0249] A^4 is absent;
- [0250] W is selected from the group consisting of phenylenyl, 5-membered heteroarylenyl, 6-membered heteroarylenyl, heterocyclenyl, and cycloalkylenyl;
- [0251] m is 0, 1, 2, 3, 4, 5, 6, or 7;
- [0252] n is 0, 1, 2, 3, 4, 5, 6, 7, or 8;
- [0253] u is 0, 1, 2, or 3;
- [0254] v is 1, 2, 3, or 4;
- [0255] Y^1 is selected from the group consisting of $-C\equiv C-$, $-CH=CH-$, $-CH_2-$, $-O-$, $-N(R^{2b})-$, $-C(=O)N(R^{2c})-$, $-N(R^{2d})C(=O)CH_2O-$, and $-N(R^{2e})C(=O)CH_2N(R^{2f})-$; or
- [0256] Y^1 is absent;
- [0257] wherein the carboxamide nitrogen atom of $-N(R^{2d})C(=O)CH_2O-$ and $-N(R^{2e})C(=O)CH_2N(R^{2f})-$, and the carbon atom of $-C(=O)N(R^{2c})-$ is attached to L^2 ; and
- [0258] R^{2a} , R^{2b} , R^{2c} , R^{2d} , R^{2e} , and R^{2f} are each independently selected from the group consisting of hydrogen and C_{1-4} alkyl.
- [0259] In another embodiment, Compounds of the Disclosure are compounds represented by Formula I-A, and the pharmaceutically acceptable salts or solvates thereof, wherein:
- [0260] A^1 is any one or more of A-17 to A-57 or A-100;
- [0261] L^1 is $-X^1-L^2-Y^1-$;
- [0262] X^1 is X^2 ; and
- [0263] X^2 is selected from the group consisting of $-N(H)C(=O)-$, $-C(=O)N(H)-$, $-C(=O)N(H)S(O)_2-$, $-N(H)C(=O)N(H)-$, $-N(H)C(=O)O-$, $-OC(=O)N(H)-$, $-C(=O)-$, $-SO_2-$, $-O-$, $-N(H)-$, $-SO_2N(H)-$, $-N(H)SO_2-$, $-CH_2-$, $-CH=CH-$, and $-C\equiv C-$. In another embodiment, X^2 is $N(H)C(=O)-$, $-C(=O)N(H)-$, or $-C(=O)-$. In another embodiment, X^2 is $-N(H)C(=O)-$. In another embodiment, X^2 is $-C(=O)N(H)-$. In another embodiment, X^2 is $-N(H)C(=O)N(H)-$. In another embodiment, X^2 is $-N(H)C(=O)O-$. In another embodiment, X^2 is $-OC(=O)N(H)-$. In another embodiment, X^2 is $-C(=O)-$. In another embodiment, X^2 is $-SO_2-$. In another embodiment, X^2 is $-O-$. In another embodiment, X^2 is $-N(H)-$. In another embodiment, X^2 is $-SO_2N(H)-$. In another embodiment, X^2 is

-N(H)SO₂-. In another embodiment, X² is -CH₂-. In another embodiment, X² is -CH=CH-. In another embodiment, X² is -C≡C-.

[0264] In another embodiment, Compounds of the Disclosure are compounds represented by Formula **I-A**, and the pharmaceutically acceptable salts or solvates thereof, wherein:

[0265] A¹ is any one or more A-58 of A-91;

[0266] L¹ is -X¹-L²-Y¹-;

[0267] X¹ is absent.

[0268] In another embodiment, Compounds of the Disclosure are compounds represented by Formula **I-A**, and the pharmaceutically acceptable salts or solvates thereof, wherein:

[0269] A¹ is A-92 or A-93;

[0270] L¹ is -X¹-L²-Y¹-;

[0271] X¹ is X²; and

[0272] X² is selected from the group consisting of -N(H)C(=O)-, -C(=O)N(H)-, -C(=O)N(H)S(O)₂-, -N(H)C(=O)N(H)-, -N(H)C(=O)O-, -OC(=O)N(H)-, -C(=O)-, -SO₂-, -O-, -N(H)-, -SO₂N(H)-, -N(H)SO₂-, -CH₂-, -CH=CH-, and -C≡C-. In another embodiment, X² is N(H)C(=O)-, -C(=O)N(H)-, or -C(=O)-. In another embodiment, X² is -N(H)C(=O)-. In another embodiment, X² is -C(=O)N(H)-. In another embodiment, X² is -N(H)C(=O)N(H)-. In another embodiment, X² is -N(H)C(=O)O-. In another embodiment, X² is -OC(=O)N(H)-. In another embodiment, X² is -C(=O)-. In another embodiment, X² is -SO₂-. In another embodiment, X² is -O-. In another embodiment, X² is -N(H)-. In another embodiment, X² is -SO₂N(H)-. In another embodiment, X² is -N(H)SO₂-. In another embodiment, X² is -CH₂-. In another embodiment, X² is -CH=CH-. In another embodiment, X² is -C≡C-.

[0273] In another embodiment, Compounds of the Disclosure are compounds represented by Formula **I-A**, and the pharmaceutically acceptable salts or solvates thereof, wherein:

[0274] A¹ is A-94 to A-98;

[0275] L¹ is -X¹-L²-Y¹-;

[0276] X¹ is X²; and

[0277] X² is selected from the group consisting of -N(H)C(=O)-, -C(=O)N(H)-, -C(=O)N(H)S(O)₂-, -N(H)C(=O)N(H)-, -N(H)C(=O)O-, -OC(=O)N(H)-, -C(=O)-, -SO₂-, -O-, -N(H)-, -SO₂N(H)-, -N(H)SO₂-, -CH₂-, -CH=CH-, and -C≡C-. In another embodiment, X² is N(H)C(=O)-, -C(=O)N(H)-, or -C(=O)-. In another embodiment, X² is -N(H)C(=O)-. In another embodiment, X² is -C(=O)N(H)-. In another embodiment, X² is -N(H)C(=O)N(H)-. In another embodiment, X² is -N(H)C(=O)O-. In another

embodiment, X^2 is $-\text{OC}(=\text{O})\text{N}(\text{H})-$. In another embodiment, X^2 is $-\text{C}(=\text{O})-$. In another embodiment, X^2 is $-\text{SO}_2-$. In another embodiment, X^2 is $-\text{O}-$. In another embodiment, X^2 is $-\text{N}(\text{H})-$. In another embodiment, X^2 is $-\text{SO}_2\text{N}(\text{H})-$. In another embodiment, X^2 is $-\text{N}(\text{H})\text{SO}_2-$. In another embodiment, X^2 is $-\text{CH}_2-$. In another embodiment, X^2 is $-\text{CH}=\text{CH}-$. In another embodiment, X^2 is $-\text{C}\equiv\text{C}-$.

[0278] In another embodiment, Compounds of the Disclosure are compounds represented by Formula **I-A**, and the pharmaceutically acceptable salts or solvates thereof, wherein:

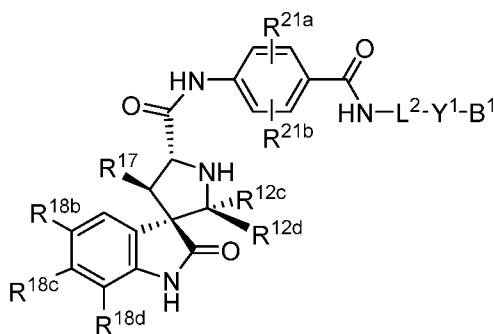
[0279] A^1 is A-99;

[0280] L^1 is $-\text{X}^1-\text{L}^2-\text{Y}^1-$;

[0281] X^1 is X^2 ; and

[0282] X^2 is selected from the group consisting of $-\text{C}(=\text{O})\text{N}(\text{H})-$, $-\text{C}(=\text{O})-$, $-\text{SO}_2-$, $-\text{SO}_2\text{N}(\text{H})-$, $-\text{CH}_2-$, $-\text{CH}=\text{CH}-$, and $-\text{C}\equiv\text{C}-$. In another embodiment, X^2 is $-\text{C}(=\text{O})\text{N}(\text{H})-$, or $-\text{C}(=\text{O})-$. In another embodiment, X^2 is $-\text{C}(=\text{O})-$. In another embodiment, X^2 is $-\text{SO}_2-$. In another embodiment, X^2 is $-\text{N}(\text{H})-$. In another embodiment, X^2 is $-\text{SO}_2\text{N}(\text{H})-$. In another embodiment, X^2 is $-\text{CH}_2-$. In another embodiment, X^2 is $-\text{CH}=\text{CH}-$. In another embodiment, X^2 is $-\text{C}\equiv\text{C}-$.

[0283] In another embodiment, Compounds of the Disclosure are compounds represented by Formula **VII**:

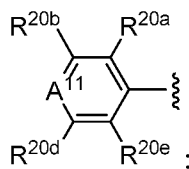


VII,

and the pharmaceutically acceptable salts or solvates thereof, wherein:

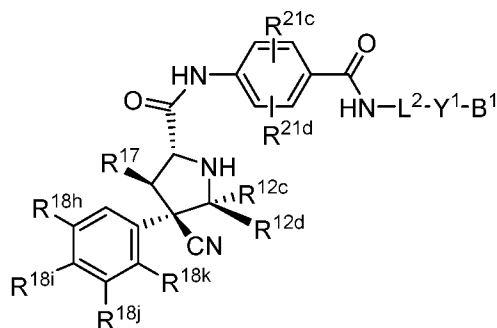
[0284] R^{12c} and R^{12d} taken together with the carbon atom to which they are attached form a 4- to 6-membered optionally substituted cycloalkyl;

[0285] R^{17} is:



[0286] A^{11} is $-\text{C}(\text{R}^{20c})=$;

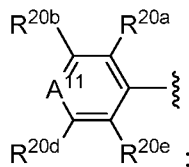
- [0287] R^{20a} , R^{20b} , and R^{20c} are each hydrogen;
- [0288] R^{20d} and R^{20e} are independently selected from the group consisting of hydrogen and halo, e.g., fluoro or chloro;
- [0289] R^{18b} , R^{18c} , and R^{18d} are each independently selected from the group consisting of hydrogen and halo, e.g., fluoro or chloro;
- [0290] R^{21a} and R^{21b} are each independently selected from the group consisting of hydrogen, halo, C_{1-4} alkyl, haloalkyl, alkoxy, and haloalkoxy;
- [0291] L^2 is selected from the group consisting of alkylenyl, heteroalkylenyl, $-A^4-(CH_2)_m-W-(CH_2)_n-$ and $-(CH_2)_m-W-(CH_2)_u-O-(CH_2)_v-$; or
- [0292] L^2 is absent;
- [0293] A^4 is selected from the group consisting of 5-membered heteroarylenyl and 6-membered heteroarylenyl; or
- [0294] A^4 is absent;
- [0295] W is selected from the group consisting of phenylenyl, 5-membered heteroarylenyl, 6-membered heteroarylenyl, heterocyclenyl, and cycloalkylenyl;
- [0296] m is 0, 1, 2, 3, 4, 5, 6, or 7;
- [0297] n is 0, 1, 2, 3, 4, 5, 6, 7, or 8;
- [0298] u is 0, 1, 2, or 3;
- [0299] v is 1, 2, 3, or 4;
- [0300] Y^1 is selected from the group consisting of $-C\equiv C-$, $-CH=CH-$, $-CH_2-$, $-O-$, $-N(R^{2b})-$, $-C(=O)N(R^{2c})-$, $-N(R^{2d})C(=O)CH_2O-$, and $-N(R^{2e})C(=O)CH_2N(R^{2f})-$; or
- [0301] Y^1 is absent;
- [0302] wherein the carboxamide nitrogen atom of $-N(R^{2d})C(=O)CH_2O-$ and $-N(R^{2e})C(=O)CH_2N(R^{2f})-$, and the carbon atom of $-C(=O)N(R^{2c})-$ is attached to L^2 ;
- [0303] R^{2b} , R^{2c} , R^{2d} , R^{2e} , and R^{2f} are each independently selected from the group consisting of hydrogen and C_{1-4} alkyl; and
- [0304] B^1 is monovalent radical of a ligand for an E3 ubiquitin ligase protein.
- [0305] In another embodiment, Compounds of the Disclosure are compounds represented by Formula **VIII**:



VIII,

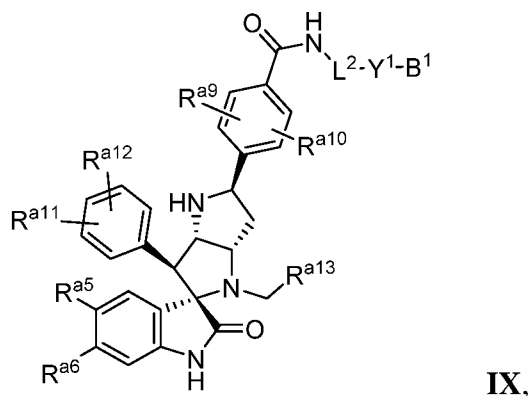
and the pharmaceutically acceptable salts or solvates thereof, wherein:

- [0306] R^{12c} and R^{12d} are independently selected from the group consisting of hydrogen and optionally substituted C_{1-8} alkyl; or
- [0307] R^{12c} and R^{12d} taken together with the carbon atom to which they are attached form a 4- to 6-membered optionally substituted cycloalkyl;
- [0308] R^{17} is:



- [0309] A^{11} is $-C(R^{20c})=$;
- [0310] R^{20a} , R^{20b} , and R^{20c} are each hydrogen;
- [0311] R^{20d} and R^{20e} are independently selected from the group consisting of hydrogen and halo, e.g., fluoro or chloro;
- [0312] R^{18h} , R^{18i} , R^{18j} , and R^{18k} are each independently selected from the group consisting of hydrogen and halo, e.g., fluoro or chloro;
- [0313] R^{21c} and R^{21d} are each independently selected from the group consisting of hydrogen, halo, C_{1-4} alkyl, haloalkyl, alkoxy, and haloalkoxy; L^2 is selected from the group consisting of alkylenyl, heteroalkylenyl, $-A^4-(CH_2)_m-W-(CH_2)_n-$ and $-(CH_2)_m-W-(CH_2)_u-O-(CH_2)_v-$; or
- [0314] L^2 is absent;
- [0315] A^4 is selected from the group consisting of 5-membered heteroarylenyl and 6-membered heteroarylenyl; or
- [0316] A^4 is absent;
- [0317] W is selected from the group consisting of phenylenyl, 5-membered heteroarylenyl, 6-membered heteroarylenyl, heterocyclenyl, and cycloalkylenyl;
- [0318] m is 0, 1, 2, 3, 4, 5, 6, or 7;
- [0319] n is 0, 1, 2, 3, 4, 5, 6, 7, or 8;

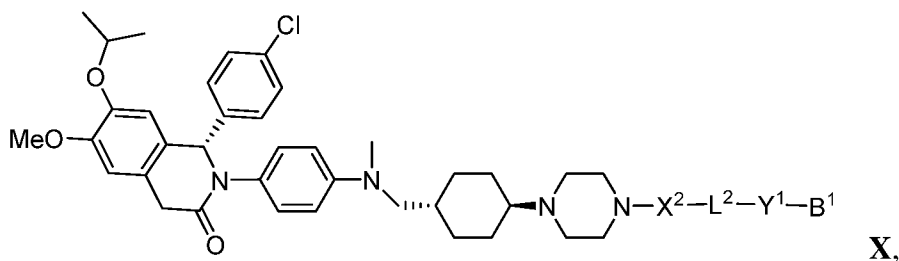
- [0320] u is 0, 1, 2, or 3;
- [0321] v is 1, 2, 3, or 4;
- [0322] Y^1 is selected from the group consisting of $-C\equiv C-$, $-CH=CH-$, $-CH_2-$, $-O-$, $-N(R^{2b})-$, $-C(=O)N(R^{2c})-$, $-N(R^{2d})C(=O)CH_2O-$, and $-N(R^{2e})C(=O)CH_2N(R^{2f})-$; or
- [0323] Y^1 is absent;
- [0324] wherein the carboxamide nitrogen atom of $-N(R^{2d})C(=O)CH_2O-$ and $-N(R^{2e})C(=O)CH_2N(R^{2f})-$, and the carbon atom of $-C(=O)N(R^{2c})-$ is attached to L^2 ; and
- [0325] R^{2b} , R^{2c} , R^{2d} , R^{2e} , and R^{2f} are each independently selected from the group consisting of hydrogen and C_{1-4} alkyl; and
- [0326] B^1 is monovalent radical of a ligand for an E3 ubiquitin ligase protein.
- [0327] In another embodiment, Compounds of the Disclosure are compounds represented by Formula IX:



and the pharmaceutically acceptable salts or solvates thereof, wherein:

- [0328] R^{a5} , R^{a6} , R^{a11} , and R^{a12} are each independently selected from the group consisting of hydrogen and halo;
- [0329] R^{a9} and R^{a10} are independently selected from the group consisting of hydrogen, halo, C_{1-4} alkyl, haloalkyl, alkoxy, and haloalkoxy;
- [0330] R^{a13} is selected from the group consisting of hydrogen, C_{1-4} alkyl, and C_{3-8} cycloalkyl;
- [0331] L^2 is selected from the group consisting of alkylenyl, heteroalkylenyl, $-A^4-(CH_2)_m-W-(CH_2)_n-$ and $-(CH_2)_m-W-(CH_2)_u-O-(CH_2)_v-$; or
- [0332] L^2 is absent;
- [0333] A^4 is selected from the group consisting of 5-membered heteroarylenyl and 6-membered heteroarylenyl; or
- [0334] A^4 is absent;

- [0335] W is selected from the group consisting of phenylenyl, 5-membered heteroarylenyl, 6-membered heteroarylenyl, heterocyclenyl, and cycloalkylenyl;
- [0336] m is 0, 1, 2, 3, 4, 5, 6, or 7;
- [0337] n is 0, 1, 2, 3, 4, 5, 6, 7, or 8;
- [0338] u is 0, 1, 2, or 3;
- [0339] v is 1, 2, 3, or 4;
- [0340] Y¹ is selected from the group consisting of -C≡C-, -CH=CH-, -CH₂-, -O-, -N(R^{2b})-, -C(=O)N(R^{2c})-, -N(R^{2d})C(=O)CH₂O-, and -N(R^{2e})C(=O)CH₂N(R^{2f})-; or
- [0341] Y¹ is absent;
- [0342] wherein the carboxamide nitrogen atom of -N(R^{2d})C(=O)CH₂O- and -N(R^{2e})C(=O)CH₂N(R^{2f})-, and the carbon atom of -C(=O)N(R^{2c})- is attached to L²;
- [0343] R^{2b}, R^{2c}, R^{2d}, R^{2e}, and R^{2f} are each independently selected from the group consisting of hydrogen and C₁₋₄ alkyl; and
- [0344] B¹ is monovalent radical of a ligand for an E3 ubiquitin ligase protein.
- [0345] In another embodiment, Compounds of the Disclosure are compounds represented by Formula X:



and the pharmaceutically acceptable salts or solvates thereof, wherein:

- [0346] X² is selected from the group consisting of -C(=O)N(H)-, -C(=O)-, -SO₂-, -SO₂N(H)-, -CH₂-, -CH=CH-, and -C≡C-;
- [0347] L² is selected from the group consisting of alkylenyl, heteroalkylenyl, -A⁴-(CH₂)_m-W-(CH₂)_n- and -(CH₂)_m-W-(CH₂)_u-O-(CH₂)_v-; or
- [0348] L² is absent;
- [0349] A⁴ is selected from the group consisting of 5-membered heteroarylenyl and 6-membered heteroarylenyl; or
- [0350] A⁴ is absent;
- [0351] W is selected from the group consisting of phenylenyl, 5-membered heteroarylenyl, 6-membered heteroarylenyl, heterocyclenyl, and cycloalkylenyl;
- [0352] m is 0, 1, 2, 3, 4, 5, 6, or 7;

[0353] n is 0, 1, 2, 3, 4, 5, 6, 7, or 8;

[0354] u is 0, 1, 2, or 3;

[0355] v is 1, 2, 3, or 4;

[0356] Y¹ is selected from the group consisting of -C≡C-, -CH=CH-, -CH₂-, -O-, -N(R^{2b})-, -C(=O)N(R^{2c})-, -N(R^{2d})C(=O)CH₂O-, and -N(R^{2e})C(=O)CH₂N(R^{2f})-; or

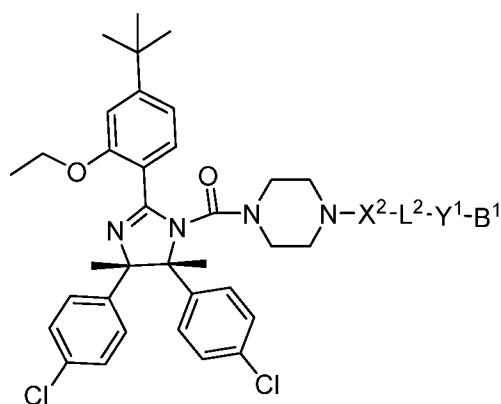
[0357] Y¹ is absent;

[0358] wherein the carboxamide nitrogen atom of -N(R^{2d})C(=O)CH₂O- and -N(R^{2e})C(=O)CH₂N(R^{2f})-, and the carbon atom of -C(=O)N(R^{2c})- is attached to L²;

[0359] R^{2b}, R^{2c}, R^{2d}, R^{2e}, and R^{2f} are each independently selected from the group consisting of hydrogen and C₁₋₄ alkyl; and

[0360] B¹ is monovalent radical of a ligand for an E3 ubiquitin ligase protein.

[0361] In another embodiment, Compounds of the Disclosure are compounds represented by Formula **XI**:



XI,

and the pharmaceutically acceptable salts or solvates thereof, wherein:

[0362] X² is selected from the group consisting of -C(=O)N(H)-, -C(=O)-, -SO₂-, -SO₂N(H)-, -CH₂-, -CH=CH-, and -C≡C-;

[0363] L² is selected from the group consisting of alkylenyl, heteroalkylenyl, -A⁴-(CH₂)_m-W-(CH₂)_n- and -(CH₂)_m-W-(CH₂)_u-O-(CH₂)_v-; or

[0364] L² is absent;

[0365] A⁴ is selected from the group consisting of 5-membered heteroarylenyl and 6-membered heteroarylenyl; or

[0366] A⁴ is absent;

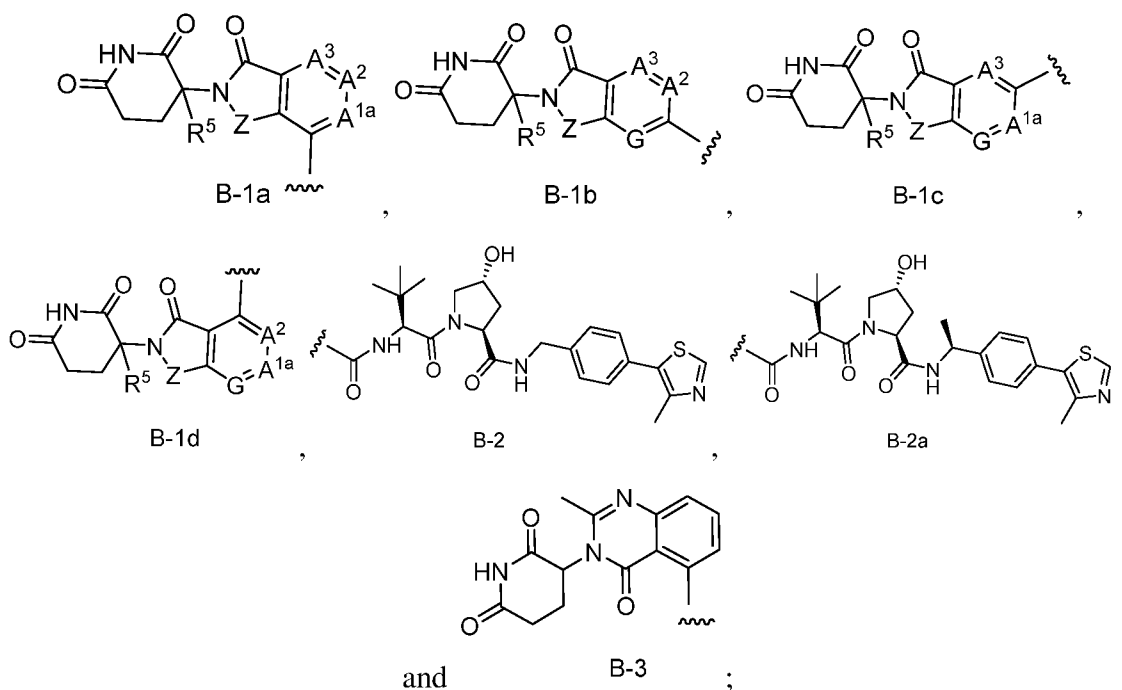
[0367] W is selected from the group consisting of phenylenyl, 5-membered heteroarylenyl, 6-membered heteroarylenyl, heterocyclenyl, and cycloalkylenyl;

[0368] m is 0, 1, 2, 3, 4, 5, 6, or 7;

[0369] n is 0, 1, 2, 3, 4, 5, 6, 7, or 8;

- [0370] u is 0, 1, 2, or 3;
- [0371] v is 1, 2, 3, or 4;
- [0372] Y^1 is selected from the group consisting of $-C\equiv C-$, $-CH=CH-$, $-CH_2-$, $-O-$, $-N(R^{2b})-$, $-C(=O)N(R^{2c})-$, $-N(R^{2d})C(=O)CH_2O-$, and $-N(R^{2e})C(=O)CH_2N(R^{2f})-$; or
- [0373] Y^1 is absent;
- [0374] wherein the carboxamide nitrogen atom of $-N(R^{2d})C(=O)CH_2O-$ and $-N(R^{2e})C(=O)CH_2N(R^{2f})-$, and the carbon atom of $-C(=O)N(R^{2c})-$ is attached to L^2 ;
- [0375] R^{2b} , R^{2c} , R^{2d} , R^{2e} , and R^{2f} are each independently selected from the group consisting of hydrogen and C_{1-4} alkyl; and
- [0376] B^1 is monovalent radical of a ligand for an E3 ubiquitin ligase protein.
- [0377] In another embodiment, Compounds of the Disclosure are compounds represented by any one of Formula **I-A** or **VII-XI** and the pharmaceutically acceptable salts or solvates thereof, wherein:
- [0378] Y^1 is selected from the group consisting of $-C\equiv C-$, $-CH=CH-$, $-CH_2-$, $-O-$, and $-N(R^{2b})-$; or
- [0379] Y^1 is absent.
- [0380] In another embodiment, Compounds of the Disclosure are compounds represented by any one of Formula **I-A** or **VII-XI** and the pharmaceutically acceptable salts or solvates thereof, wherein Y^1 is $-C\equiv C-$. In another embodiment, Y^1 is $-CH_2-$. In another embodiment, Y^1 is $-O-$. In another embodiment, Y^1 is $-N(H)-$. In another embodiment, Y^1 is absent. In another embodiment, Y^1 is $-CH=CH-$.
- [0381] In another embodiment, Compounds of the Disclosure are compounds represented by Formula **I-A**, and the pharmaceutically acceptable salts or solvates thereof, wherein:
- [0382] A^1 is one or more of A-17 to A-98;
- [0383] Y^1 is selected from the group consisting of $-C\equiv C-$, $-CH=CH-$, $-CH_2-$, $-O-$, and $-N(R^{2b})-$; or
- [0384] Y^1 is absent. In another embodiment, Y^1 is $C\equiv C-$. In another embodiment, Y^1 is $-CH_2-$. In another embodiment, Y^1 is $-O-$. In another embodiment, Y^1 is $-N(H)-$. In another embodiment, Y^1 is absent. In another embodiment, Y^1 is $-CH=CH-$.
- [0385] In another embodiment, Compounds of the Disclosure are compounds represented by Formula **I-A**, and the pharmaceutically acceptable salts or solvates thereof, wherein:
- [0386] A^1 is A-99;
- [0387] Y^1 is selected from the group consisting of $-C\equiv C-$, $-CH=CH-$, $-CH_2-$, $-O-$, and $-N(R^{2b})-$; or

- [0388] Y^1 is absent. In another embodiment, Y^1 is $-C\equiv C-$. In another embodiment, Y^1 is $-CH_2-$. In another embodiment, Y^1 is $-O-$. In another embodiment, Y^1 is $-N(H)-$. In another embodiment, Y^1 is absent. In another embodiment, Y^1 is $-CH=CH-$.
- [0389] In another embodiment, Compounds of the Disclosure are compounds represented by Formula **I-A**, and the pharmaceutically acceptable salts or solvates thereof, wherein:
- [0390] A^1 is A-100;
- [0391] Y^1 is selected from the group consisting of $-C\equiv C-$, $-CH=CH-$, $-CH_2-$, $-O-$, and $-N(R^{2b})-$; or
- [0392] Y^1 is absent. In another embodiment, Y^1 is $-C\equiv C-$. In another embodiment, Y^1 is $-CH_2-$. In another embodiment, Y^1 is $-O-$. In another embodiment, Y^1 is $-N(H)-$. In another embodiment, Y^1 is absent. In another embodiment, Y^1 is $-CH=CH-$.
- [0393] In another embodiment, Compounds of the Disclosure are compounds represented by Formula **I-A**, and the pharmaceutically acceptable salts or solvates thereof, wherein:
- [0394] A^1 is A-101;
- [0395] Y^1 is selected from the group consisting of $-C\equiv C-$, $-CH=CH-$, $-CH_2-$, $-O-$, and $-N(R^{2b})-$; or
- [0396] Y^1 is absent. In another embodiment, Y^1 is $-C\equiv C-$. In another embodiment, Y^1 is $-CH_2-$. In another embodiment, Y^1 is $-O-$. In another embodiment, Y^1 is $-N(H)-$. In another embodiment, Y^1 is absent. In another embodiment, Y^1 is $-CH=CH-$.
- [0397] In another embodiment, Compounds of the Disclosure are compounds represented by any one of Formula **I-A** or **VII-XI**, and the pharmaceutically acceptable salts or solvates thereof, wherein:
- [0398] B^1 is selected from the group consisting of:



[0399] A^{1a} is selected from the group consisting of $-C(R^{16a})=$ and $-N=$;

[0400] A^2 is selected from the group consisting of $-C(R^{16b})=$ and $-N=$;

[0401] A^3 is selected from the group consisting of $-C(R^{16c})=$ and $-N=$;

[0402] G is selected from the group consisting of $-C(R^{16d})=$ and $-N=$;

[0403] Z is selected from the group consisting of $-\text{CH}_2$ and $-\text{C}(=\text{O})-$;

[0404] R^5 is selected from the group consisting of hydrogen, methyl, and fluoro;

[0405] R^{16a} is selected from the group consisting of hydrogen, halo, and C_{1-4} alkyl;

[0406] R^{16b} is selected from the group consisting of hydrogen, halo, and C_{1-4} alkyl; and

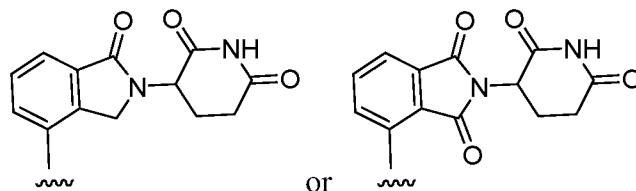
[0407] R^{16c} is selected from the group consisting of hydrogen, halo, and C_{1-4} alkyl; and

[0408] R^{16d} is selected from the group consisting of hydrogen, halo, and C_{1-4} alkyl.

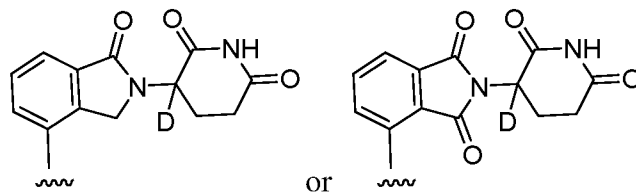
[0409] In another embodiment, Compounds of the Disclosure are compounds represented by any one of Formula **I-A** or **VII-XI**, and the pharmaceutically acceptable salts or solvates thereof, wherein B^1 is B-1a, B-1b, B-1c, or B-1d, and R^5 is partially or entirely enriched with an isotope of hydrogen, e.g., R^5 is about 1%, about 5%, about 10%, about 15%, about 20%, about 25%, about 30%, about 35%, about 40%, about 45%, about 50%, about 55%, about 60%, about 65%, about 70%, about 75%, about 80%, about 85%, about 90%, about 95%, or about 100% deuterium.

[0410] In another embodiment, Compounds of the Disclosure are compounds represented by any one of Formula **I-A** or **VII-XI**, and the pharmaceutically acceptable salts or solvates thereof, wherein B^1 is B-1a. In another embodiment, B^1 is B-1b. In another

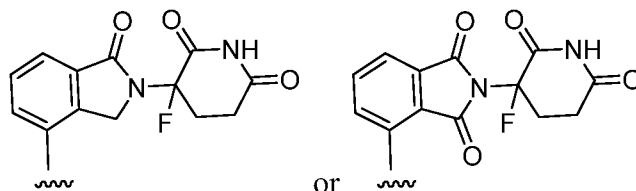
embodiment, B¹ is B-1c. In another embodiment, B¹ is B-1d. In another embodiment, B¹ is B-2. In another embodiment, B¹ is B-3. In another embodiment, B¹ is:



In another embodiment, B¹ is:

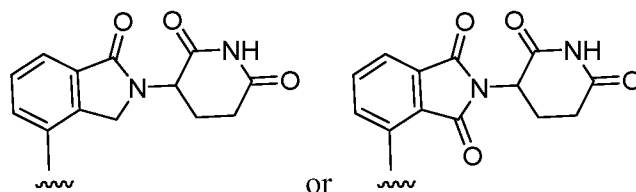


In another embodiment, B¹ is:

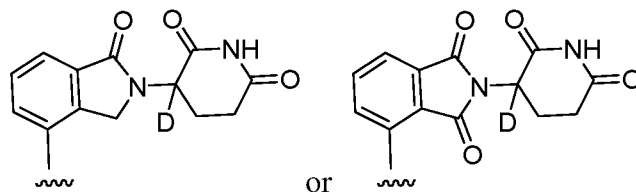


[0411] In another embodiment, Compounds of the Disclosure are compounds represented by Formulae **I-A**, and the pharmaceutically acceptable salts or solvates thereof, wherein A¹ is one or more of A-17 to A-93 and B¹ is B-1a, B-2, or B-3.

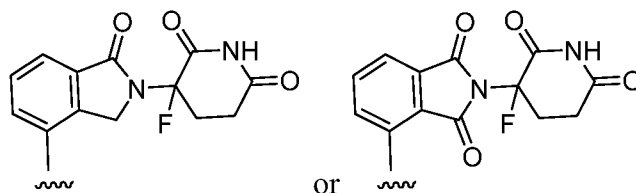
[0412] In another embodiment, Compounds of the Disclosure are compounds represented by Formula **I-A**, and the pharmaceutically acceptable salts or solvates thereof, wherein A¹ is any one or more of A-17 to A-98, and B¹ is B-1a. In another embodiment, B¹ is B-2. In another embodiment, B¹ is B-3. In another embodiment, B¹ is:



In another embodiment, B¹ is:

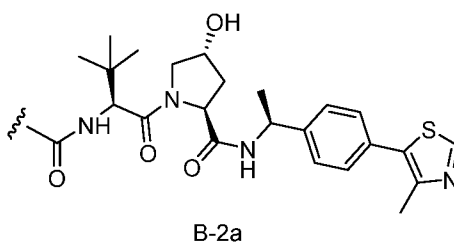


In another embodiment, B¹ is:



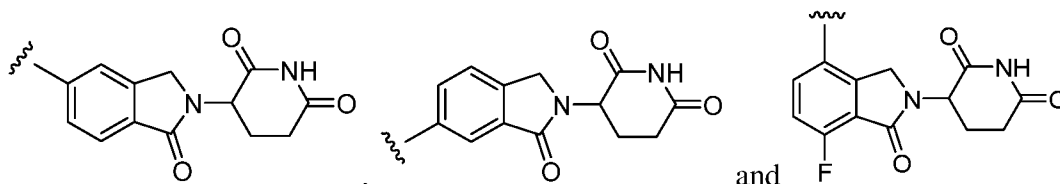
[0413] In another embodiment, Compounds of the Disclosure are compounds represented by any one of Formula **I-A** or **VII-X**, and the pharmaceutically acceptable salts or solvates thereof, wherein:

[0414] B¹ is B-2a:

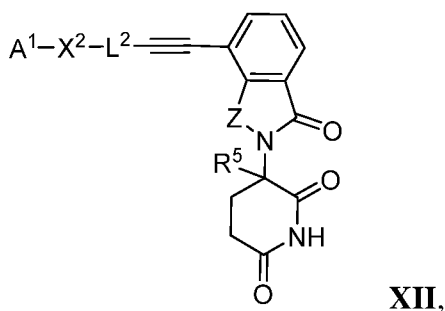


[0415] In another embodiment, Compounds of the Disclosure are compounds represented by any one of Formula **I-A** or **VII-XI**, and the pharmaceutically acceptable salts or solvates thereof, wherein:

[0416] B¹ is selected from the group consisting of



[0417] In another embodiment, Compounds of the Disclosure are compounds represented by Formula **XII**:



and the pharmaceutically acceptable salts or solvates thereof, wherein

[0418] A¹ is any one or more of A-17 to A-101;

[0419] Z is selected from the group consisting of -CH₂ and -C(=O)-;

[0420] R⁵ is selected from the group consisting of hydrogen, methyl, and fluoro;

- [0421] X^2 is selected from the group consisting of $-N(H)C(=O)-$, $-C(=O)N(H)-$, $-C(=O)N(H)S(O)_2-$, $-N(H)C(=O)N(H)-$, $-N(H)C(=O)O-$, $-OC(=O)N(H)-$, $-C(=O)-$, $-SO_2-$, $-O-$, $-N(H)-$, $-SO_2N(H)-$, $-N(H)SO_2-$, $-CH_2-$, $-CH=CH-$, and $-C\equiv C-$; and
- [0422] L^2 is selected from the group consisting of alkylenyl and heteroalkylenyl; or
- [0423] L^2 is absent.
- [0424] In another embodiment, Compounds of the Disclosure are compounds represented by Formula **XII**, and the pharmaceutically acceptable salts or solvates thereof, wherein A^1 is selected from the group consisting of A-10, A-11, A-15, A-28, A-48, A-69, A-86, A-93, A-98, A-99, and A-101.
- [0425] In another embodiment, Compounds of the Disclosure are compounds represented by Formula **XII**, and the pharmaceutically acceptable salts or solvates thereof, wherein A^1 is selected from the group consisting of A-35, A-56, A-99, A-100, and A-101.
- [0426] In another embodiment, Compounds of the Disclosure are compounds represented by Formula **XII**, and the pharmaceutically acceptable salts or solvates thereof, wherein A^1 is A-100.
- [0427] In another embodiment, Compounds of the Disclosure are compounds represented by any one of Formulae **I-A** or **VII-XII**, and the pharmaceutically acceptable salts or solvates thereof, wherein L^2 is $-(CH_2)_m-W-(CH_2)_n-$. In another embodiment, W is phenylenyl. In another embodiment, W is 5-membered heteroarylenyl. In another embodiment, W is 6-membered heteroarylenyl. In another embodiment, W is heterocyclenyl. In another embodiment, W is cycloalkylenyl.
- [0428] In another embodiment, Compounds of the Disclosure are compounds represented by any one of Formulae **I-A** or **VII-XII**, and the pharmaceutically acceptable salts or solvates thereof, wherein L^2 is C_{1-12} alkylenyl. In another embodiment, L^2 is selected from the group consisting of $-CH_2-$, $-CH_2CH_2-$, $-CH_2CH_2CH_2-$, $-CH_2(CH_2)_2CH_2-$, $-CH_2(CH_2)_3CH_2-$, $-CH_2(CH_2)_4CH_2-$, $-CH_2(CH_2)_5CH_2-$, and $-CH_2(CH_2)_6CH_2-$. In another embodiment, L^2 is selected from the group consisting of $-CH_2-$, $-CH_2CH_2-$, $-CH_2CH_2CH_2-$, and $-CH_2(CH_2)_2CH_2-$. In another embodiment, A^1 is any one or more of A-17 to A-91. In another embodiment, A^1 is any one or more of A-58 to A-91.
- [0429] In another embodiment, Compounds of the Disclosure are compounds represented by any one of Formulae **I-A** or **VII-XI**, and the pharmaceutically acceptable salts or solvates thereof, wherein L^2 is 3- to 20-membered heteroalkylenyl. In another embodiment, L^2 is selected from the group consisting of $-(CH_2)_oO-(CH_2CH_2O)_p-(CH_2)_q-$ and $-(CH_2)_rO-(CH_2)_s-O(CH_2)_t-$; wherein: o is 2 or 3; p is 0, 1, 2, 3, 4, 5, 6, or 7; q is 2 or

3; r is 2, 3, or 4; s is 3, 4, or 5; and t is 2 or 3. In another embodiment, L^2 is selected from the group consisting of

-CH₂CH₂OCH₂CH₂-,
 -CH₂CH₂O(CH₂CH₂O)₂CH₂CH₂-,
 -CH₂CH₂O(CH₂CH₂O)₃CH₂CH₂-,
 -CH₂CH₂O(CH₂CH₂O)₄CH₂CH₂-,
 -CH₂CH₂O(CH₂CH₂O)₆CH₂CH₂-,
 -CH₂CH₂O(CH₂CH₂O)₆CH₂CH₂-,
 -CH₂CH₂CH₂OCH₂CH₂OCH₂CH₂CH₂-,
 -CH₂CH₂CH₂O(CH₂CH₂O)₂CH₂CH₂CH₂-, and
 -CH₂CH₂CH₂O(CH₂)₄OCH₂CH₂CH₂-. In another embodiment, A¹ is any one or

more of A-17 to A-91. In another embodiment, A¹ is any one or more of A-58 to A-91.

[0430] In another embodiment, Compounds of the Disclosure are compounds represented by Formula **I-A**, and the pharmaceutically acceptable salts or solvates thereof, wherein:

[0431] A¹ is any one or more A-58 of A-91;

[0432] L¹ is -X¹-L²-Y¹-;

[0433] X¹ is absent;

[0434] L² is selected from the group consisting of alkylenyl, heteroalkylenyl, and -A⁴-(CH₂)_m-W-(CH₂)_n-; and

[0435] A⁴ is absent.

[0436] In another embodiment, Compounds of the Disclosure are compounds represented by Formula **I-A**, and the pharmaceutically acceptable salts or solvates thereof, wherein:

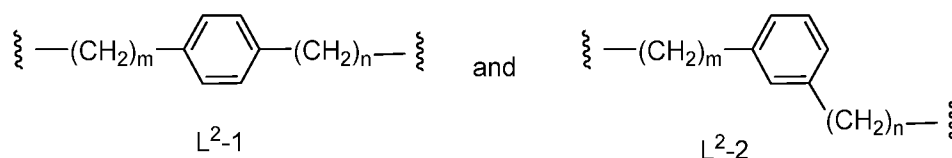
[0437] A¹ is any one or more A-58 of A-91;

[0438] L¹ is -X¹-L²-Y¹-;

[0439] X¹ is absent;

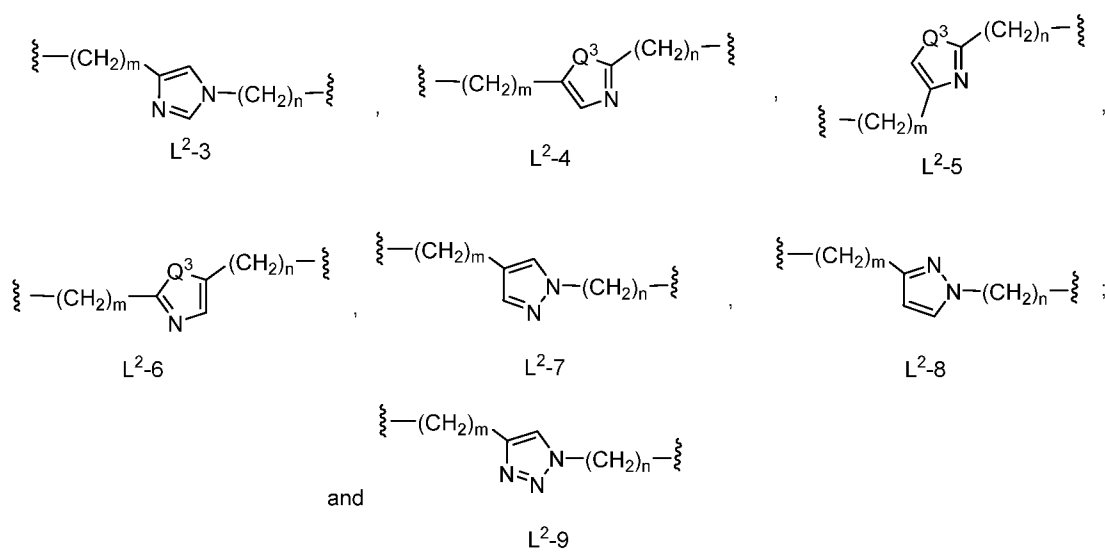
[0440] L² is selected from the group consisting of alkylenyl and heteroalkylenyl.

[0441] In another embodiment, Compounds of the Disclosure are compounds represented by any one of Formula **I-A** or **VII-XI**, and the pharmaceutically acceptable salts or solvates thereof, wherein L² is selected from the group consisting of:



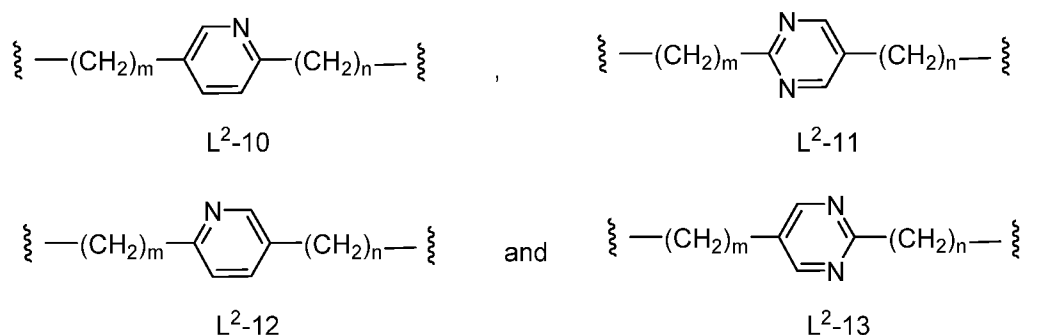
In another embodiment, A^1 is any one or more of A-17 to A-91. In another embodiment, m is 0. In another embodiment, n is 1, 2, 3, 4, or 5. In another embodiment, L^2 is L^2-1 . In another embodiment, L^2 is L^2-2 .

[0442] In another embodiment, Compounds of the Disclosure are compounds represented by any one of Formula **I-A** or **VII-XI**, and the pharmaceutically acceptable salts or solvates thereof, wherein L^2 is selected from the group consisting of:



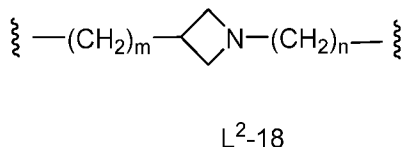
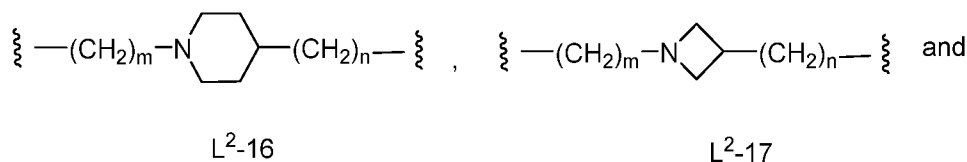
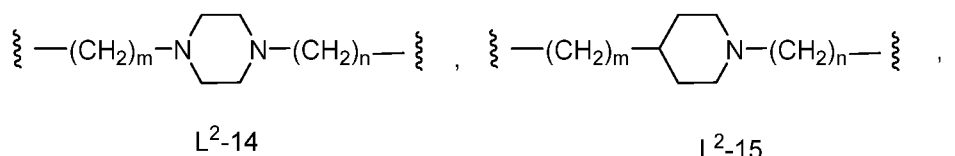
Q^3 is selected from the group consisting of $-\text{O}-$, $-\text{S}-$, and $-\text{N}(\text{R}^6)-$; and R^6 is selected from the group consisting of hydrogen and C_{1-4} alkyl. In another embodiment, A^1 is any one or more of A-17 to A-91. In another embodiment, m is 0. In another embodiment, n is 1, 2, 3, 4, or 5. In another embodiment, n is 2, 3, or 4. In another embodiment, L^2 is L^2-3 . In another embodiment, L^2 is L^2-4 . In another embodiment, L^2 is L^2-5 . In another embodiment, L^2 is L^2-6 . In another embodiment, L^2 is L^2-7 . In another embodiment, L^2 is L^2-8 . In another embodiment, L^2 is L^2-9 . In another embodiment, the $(\text{CH}_2)_n$ group is attached to Y^1 . In another embodiment, the $(\text{CH}_2)_m$ group is attached to Y^1 .

[0443] In another embodiment, Compounds of the Disclosure are compounds represented by any one of Formula **I-A** or **VII-XI**, and the pharmaceutically acceptable salts or solvates thereof, wherein L^2 is selected from the group consisting of:



In another embodiment, A¹ is any one or more of A-17 to A-91. In another embodiment, m is 0. In another embodiment, n is 1, 2, 3, 4, or 5. In another embodiment, n is 2, 3, or 4. In another embodiment, L² is L²-10. In another embodiment, L² is L²-11. In another embodiment, L² is L²-12. In another embodiment, L² is L²-13.

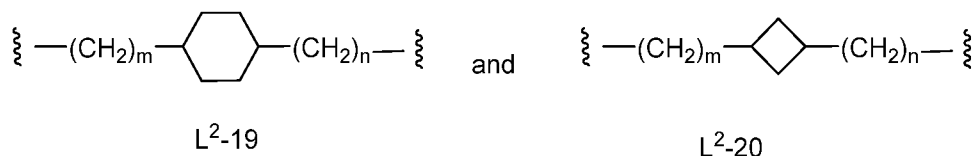
[0444] In another embodiment, Compounds of the Disclosure are compounds represented by any one of Formula **I-A** or **VII-XI**, and the pharmaceutically acceptable salts or solvates thereof, wherein L² is selected from the group consisting of:



In another embodiment, A¹ is any one or more of A-17 to A-91. In another embodiment, m is 1, 2, or 3. In another embodiment, n is 0, 1, 2, 3, or 4. In another embodiment, n is 0, 1, or 2. In another embodiment, L² is L²-14. In another embodiment, L² is L²-15. In another embodiment, L² is L²-16. In another embodiment, L² is L²-17. In another embodiment, L² is L²-18.

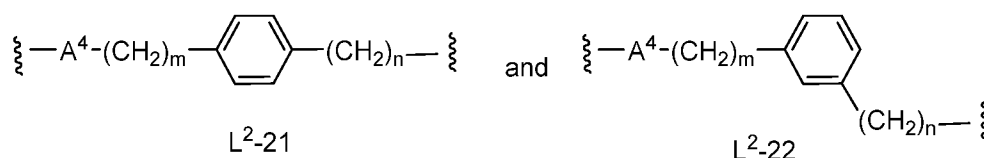
[0445] In another embodiment, Compounds of the Disclosure are compounds represented by any one of Formula **I-A** or **VII-XI**, and the pharmaceutically acceptable salts or solvates thereof, wherein L² is selected from the group consisting of L²-16 and L²-17. In another embodiment, m is 0, and n is 0 or 1. In another embodiment, m is 1, 2, or 3, and n is 0 or 1.

[0446] In another embodiment, Compounds of the Disclosure are compounds represented by any one of Formula **I-A** or **VII-XI**, and the pharmaceutically acceptable salts or solvates thereof, wherein L² is selected from the group consisting of:



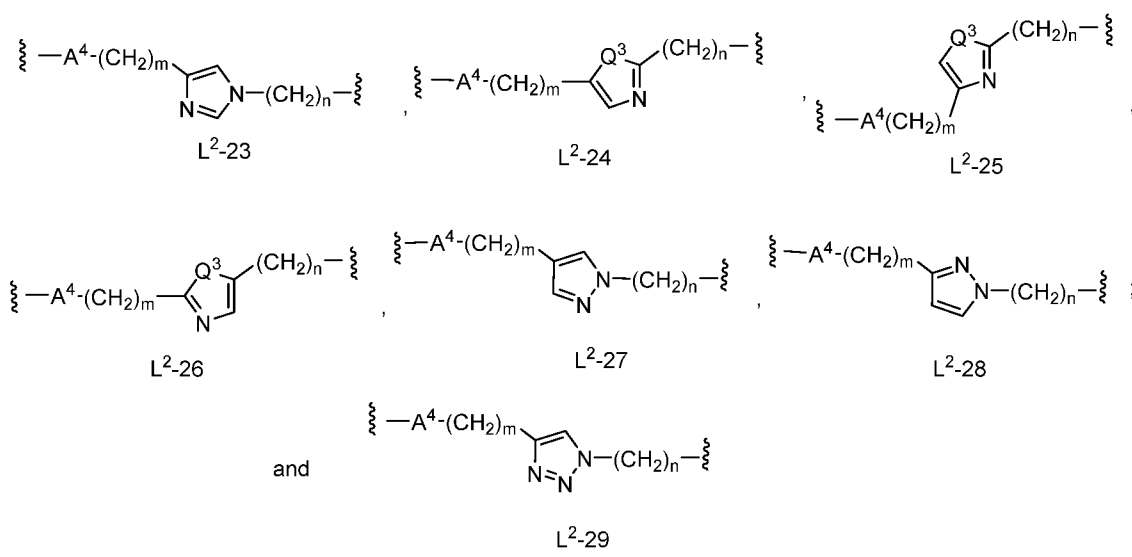
In another embodiment, A¹ is any one or more of A-17 to A-91. In another embodiment, m is 1, 2, or 3. In another embodiment, n is 0, 1, 2, 3, or 4. In another embodiment, n is 1 or 2. In another embodiment, L² is L²-19. In another embodiment, L² is L²-20.

[0447] In another embodiment, Compounds of the Disclosure are compounds represented by any one of Formula **I-A** or **VII-XI**, and the pharmaceutically acceptable salts or solvates thereof, wherein L² is selected from the group consisting of:



In another embodiment, A¹ is any one or more of A-17 to A-91. In another embodiment, m is 1, 2, or 3. In another embodiment, n is 1, 2, 3, 4, or 5. In another embodiment, L² is L²-21. In another embodiment, L² is L²-22. In another embodiment, A⁴ is 5-membered heteroarylenyl. In another embodiment, A⁴ is 6-membered heteroarylenyl.

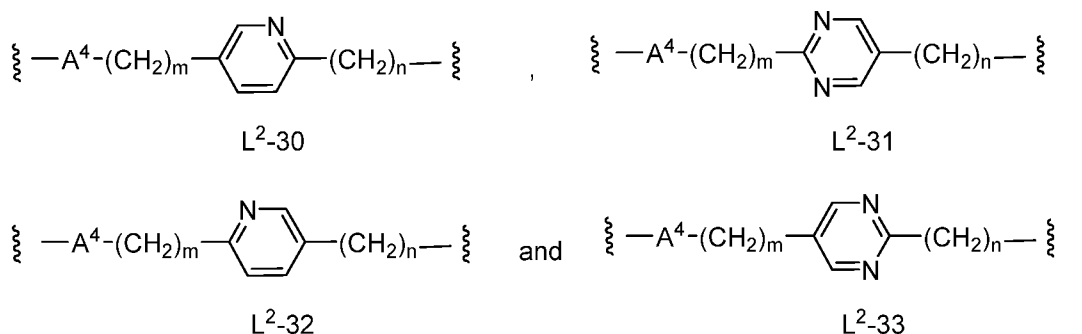
[0448] In another embodiment, Compounds of the Disclosure are compounds represented by any one of Formula **I-A** or **VII-XI**, and the pharmaceutically acceptable salts or solvates thereof, wherein L² is selected from the group consisting of:



Q³ is selected from the group consisting of -O-, -S-, and -N(R⁶)-; and R⁶ is selected from the group consisting of hydrogen and C₁₋₄ alkyl. In another embodiment, m is 1, 2, or 3. In another embodiment, A¹ is any one or more of A-17 to A-91. In another embodiment, n is 1, 2, 3, or 4. In another embodiment, n is 2, 3, or 4. In another embodiment, L² is L²-23. In another embodiment, L² is L²-24. In another embodiment, L² is L²-25. In another embodiment, L² is L²-26. In another embodiment, L² is L²-27. In another embodiment, L² is L²-28. In another embodiment, L² is L²-29. In another embodiment,

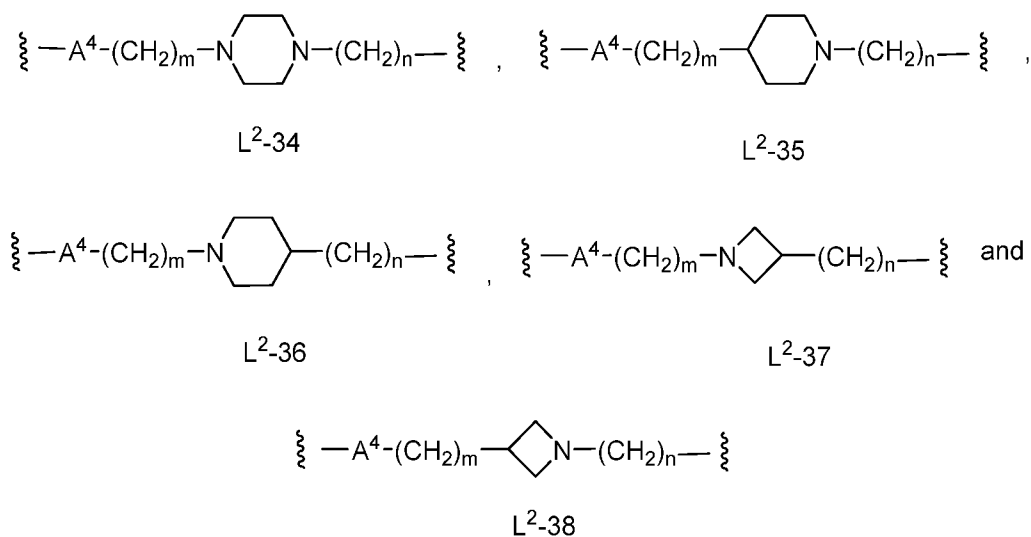
A⁴ is 5-membered heteroarylenyl. In another embodiment, A⁴ is 6-membered heteroarylenyl. In another embodiment, the (CH₂)_n group is attached to Y¹. In another embodiment, the (CH₂)_m group is attached to Y¹.

[0449] In another embodiment, Compounds of the Disclosure are compounds represented by any one of Formula I-A or VII-XI, and the pharmaceutically acceptable salts or solvates thereof, wherein L² is selected from the group consisting of:



In another embodiment, A¹ is any one or more of A-17 to A-91. In another embodiment, m is 1, 2, or 3. In another embodiment, n is 1, 2, 3, or 4. In another embodiment, n is 2, 3, or 4. In another embodiment, L² is L²-30. In another embodiment, L² is L²-31. In another embodiment, L² is L²-32. In another embodiment, L² is L²-33. In another embodiment, A⁴ is 5-membered heteroarylenyl. In another embodiment, A⁴ is 6-membered heteroarylenyl.

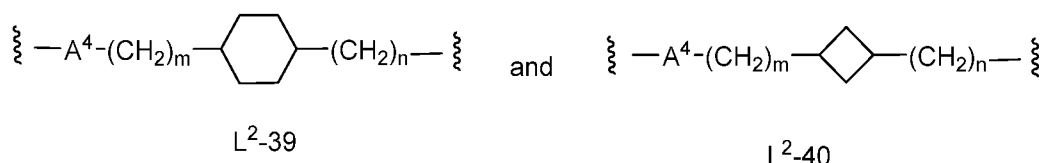
[0450] In another embodiment, Compounds of the Disclosure are compounds represented by any one of Formula I-A or VII-XI, and the pharmaceutically acceptable salts or solvates thereof, wherein L² is selected from the group consisting of:



In another embodiment, A¹ is any one or more of A-17 to A-91. In another embodiment, m is 1, 2, or 3. In another embodiment, n is 0, 1, 2, 3, or 4. In another embodiment, n is

0, 1, or 2. In another embodiment, L^2 is L^2 -34. In another embodiment, L^2 is L^2 -35. In another embodiment, L^2 is L^2 -36. In another embodiment, L^2 is L^2 -37. In another embodiment, L^2 is L^2 -38. In another embodiment, A^4 is 5-membered heteroarylenyl. In another embodiment, A^4 is 6-membered heteroarylenyl.

[0451] In another embodiment, Compounds of the Disclosure are compounds represented by any one of Formula **I-A** or **VII-XI**, and the pharmaceutically acceptable salts or solvates thereof, wherein L^2 is selected from the group consisting of:

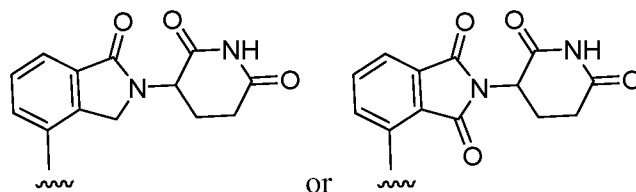


In another embodiment, A^1 is any one or more of A-17 to A-91. In another embodiment, m is 1, 2, or 3. In another embodiment, n is 0, 1, 2, 3, or 4. In another embodiment, n is 1 or 2. In another embodiment, L^2 is L^2 -39. In another embodiment, L^2 is L^2 -40. In another embodiment, A^4 is 5-membered heteroarylenyl. In another embodiment, A^4 is 6-membered heteroarylenyl.

[0452] In another embodiment, Compounds of the Disclosure are compounds represented by any one of Formula **I-A** or **VII-XI**, and the pharmaceutically acceptable salts or solvates thereof, wherein L^1 is $-X^1-L^2-Y^1-$; X^1 is X; L^2 is L; and Y^1 is Y, and X, L, and Y are as defined in connection with Formula **I**, below. In another embodiment, A^1 is any one or more of A-17 to A-91.

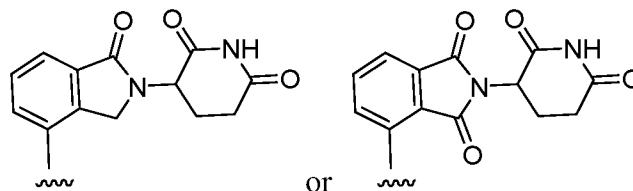
[0453] In another embodiment, Compounds of the Disclosure are compounds represented by Formula **I-A**, and the pharmaceutically acceptable salts or solvates thereof, wherein A^1 is A, and A is as defined in connection with Formula **I**, below.

[0454] In another embodiment, Compounds of the Disclosure are compounds represented by any one of Formula **I-A** or **VII-XI**, and the pharmaceutically acceptable salts or solvates thereof, wherein B^1 is B-1a. In another embodiment, B^1 is B-2. In another embodiment, B^1 is B-3. In another embodiment, B^1 is:



[0455] In another embodiment, Compounds of the Disclosure are compounds represented by Formula **I-A**, and the pharmaceutically acceptable salts or solvates thereof, wherein

A¹ is any one or more of A-17 to A-91, and B¹ is B-1a. In another embodiment, B¹ is B-2. In another embodiment, B¹ is B-3. In another embodiment, B¹ is:



[0456] In another embodiment, Compounds of the Disclosure are compounds represented by Formula **I-A**, and the pharmaceutically acceptable salts or solvates thereof, wherein A¹ is a monovalent radical of a spiro-oxindole MDM2 inhibitor. In some embodiments, the spiro-oxindole MDM2 inhibitor is claimed and/or disclosed in U.S. Patent Nos. 7,759,383; 7,737,174; 8,518,984; 8,680,132; or 8,629,141. In some embodiments, the spiro-oxindole MDM2 inhibitor is claimed and/or disclosed in US 2015/0291611, US 2016/0000764, or US 2016/0052938.

[0457] In another embodiment, Compounds of the Disclosure are compounds represented by Formula **I-A**, and the pharmaceutically acceptable salts or solvates thereof, wherein A¹ is a monovalent radical of a cis-imidazoline MDM2 inhibitor.

[0458] In another embodiment, Compounds of the Disclosure are compounds represented by Formula **I-A**, and the pharmaceutically acceptable salts or solvates thereof, wherein A¹ is a monovalent radical of a substituted piperidine MDM2 inhibitor.

[0459] In another embodiment, Compounds of the Disclosure are compounds represented by Formula **I-A**, and the pharmaceutically acceptable salts or solvates thereof, wherein A¹ is a monovalent radical of a spiroindolinone MDM2 inhibitor.

[0460] In another embodiment, Compounds of the Disclosure are compounds represented by Formula **I-A**, and the pharmaceutically acceptable salts or solvates thereof, wherein A¹ is a monovalent radical of an oxindole MDM2 inhibitor.

[0461] In another embodiment, Compounds of the Disclosure are compounds represented by Formula **I-A**, and the pharmaceutically acceptable salts or solvates thereof, wherein A¹ is a monovalent radical of a diphenyl-dihydro-imidazopyridinone MDM2 inhibitor.

[0462] In another embodiment, Compounds of the Disclosure are compounds represented by Formula **I-A**, and the pharmaceutically acceptable salts or solvates thereof, wherein A¹ is a monovalent radical of an imidazothiazole MDM2 inhibitor

[0463] In another embodiment, Compounds of the Disclosure are compounds represented by Formula **I-A**, and the pharmaceutically acceptable salts or solvates thereof, wherein A¹ is a monovalent radical of a deazaflavin MDM2 inhibitor

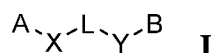
[0464] In another embodiment, Compounds of the Disclosure are compounds represented by Formula I-A, and the pharmaceutically acceptable salts or solvates thereof, wherein A¹ is a monovalent radical of a benzodiazapine MDM2 inhibitor.

[0465] In another embodiment, Compounds of the Disclosure are compounds represented by Formula I-A, and the pharmaceutically acceptable salts or solvates thereof, wherein A¹ is a monovalent radical of a isoindolin-1-one MDM2 inhibitor.

[0466] In another embodiment, Compounds of the Disclosure are compounds represented by Formula I-A, and the pharmaceutically acceptable salts or solvates thereof, A¹ is a monovalent radical of a boronic acid MDM2 inhibitor.

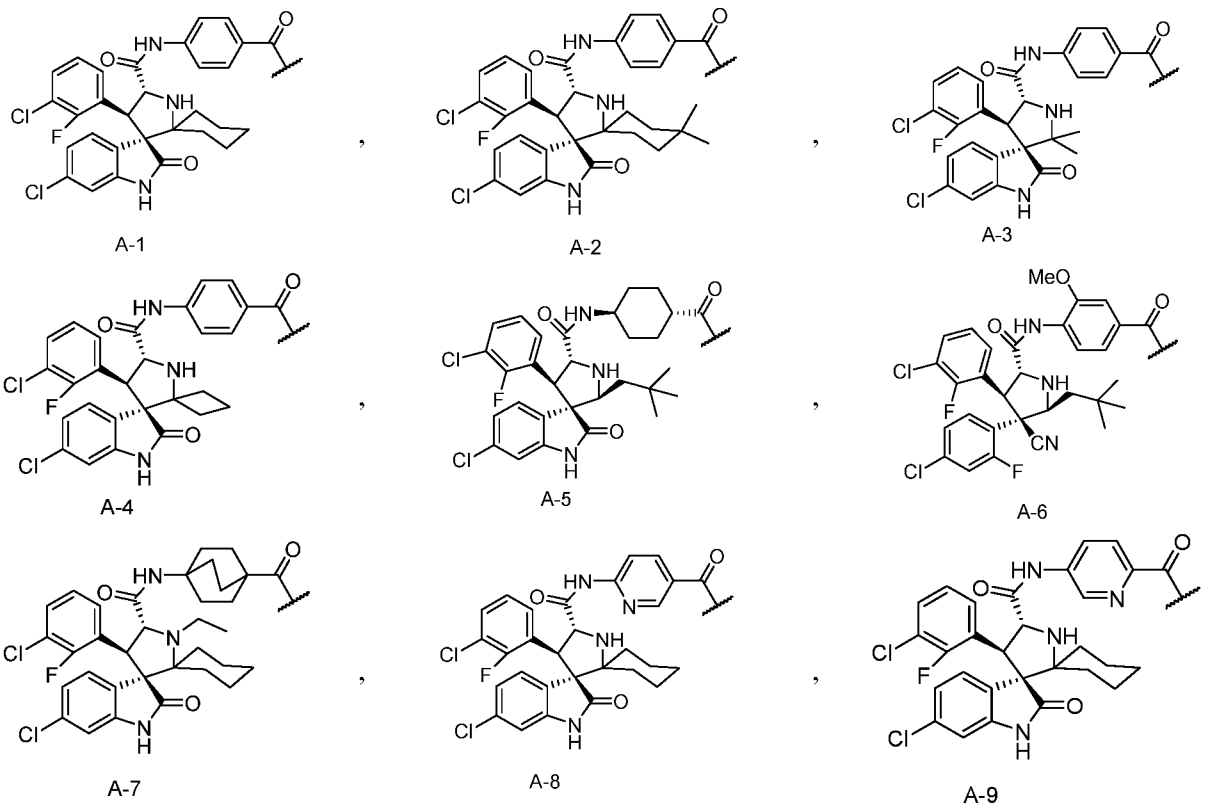
[0467] In another embodiment, Compounds of the Disclosure are compounds represented by Formula I-A, and the pharmaceutically acceptable salts or solvates thereof, wherein A¹ is a monovalent radical of a peptidic MDM2 inhibitor.

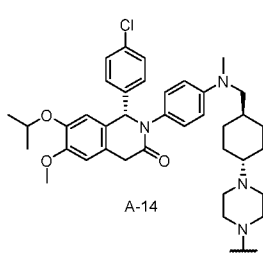
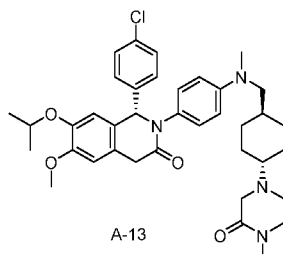
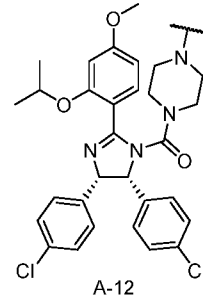
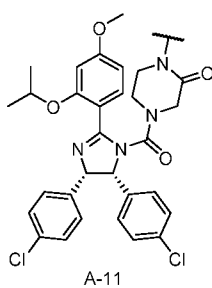
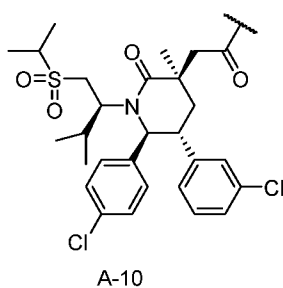
[0468] In another embodiment, Compounds of the Disclosure are compounds represented by Formula I:



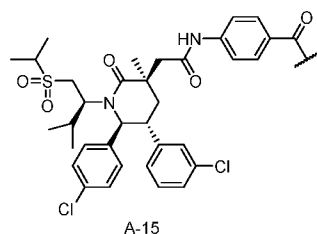
and the pharmaceutically acceptable salts or solvates thereof, wherein:

[0469] A is selected from the group consisting of:

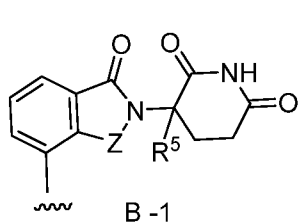




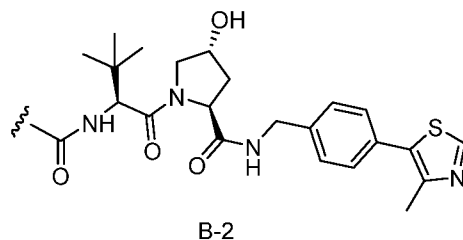
and

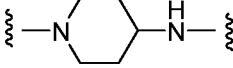


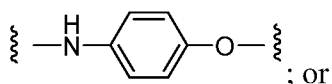
[0470] B is selected from the group consisting of:



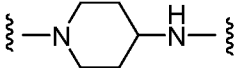
and

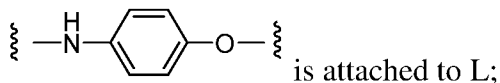


[0471] X is selected from the group consisting of $-N(R^{2a})-$, , and



[0472] X is absent;

[0473] wherein the $-N(H)-$ of  is attached to L and the $-O-$ of



[0474] L is selected from the group consisting of alkylenyl, heteroalkylenyl, and $-(CH_2)_m-W-(CH_2)_n-$;

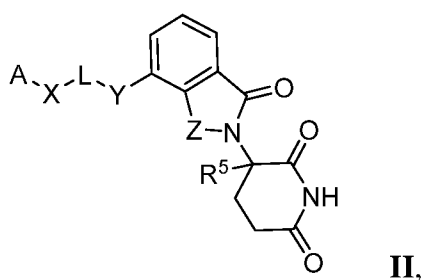
[0475] W is selected from the group consisting of optionally substituted phenylenyl, optionally substituted 5-membered heteroarylenyl, and optionally substituted 6-membered heteroarylenyl;

[0476] m is 0, 1, 2, 3, 4, 5, 6, or 7;

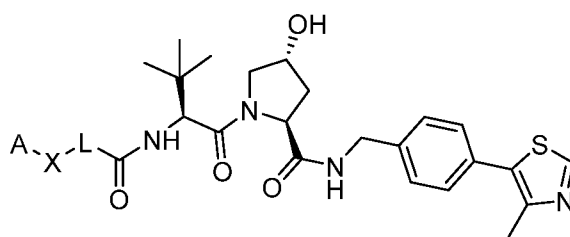
[0477] n is 0, 1, 2, 3, 4, 5, 6, 7, or 8;

[0478] Y is selected from the group consisting of $-C\equiv C-$, $-O-$, $-N(R^{2b})-$, $-C(=O)N(R^{2c})-$, $-N(R^{2d})C(=O)CH_2O-$, and $-N(R^{2e})C(=O)CH_2N(R^{2f})-$; or

- [0479] Y is absent;
- [0480] wherein the carboxamide nitrogen atom of $-N(R^{2d})C(=O)CH_2O-$ and $-N(R^{2e})C(=O)CH_2N(R^{2f})-$, and the carbon atom of $-C(=O)N(R^{2c})-$ is attached to L;
- [0481] R^{2a} , R^{2b} , R^{2c} , R^{2d} , R^{2e} , and R^{2f} are each independently selected from the group consisting of hydrogen and C_{1-4} alkyl;
- [0482] Z is selected from the group consisting of $-CH_2-$ and $-C(=O)-$; and
- [0483] R^5 is selected from the group consisting of hydrogen, methyl, and fluoro,
- [0484] with the proviso that Y is absent when B is B-2.
- [0485] In another embodiment, Compounds of the Disclosure are compounds represented by Formula II:

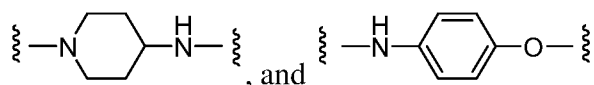


- and the pharmaceutically acceptable salts or solvates thereof, wherein A, X, L, Y, Z and R^5 are as defined in connection with Formula I. In another embodiment, R^5 is hydrogen. In another embodiment, Z is $-CH_2-$. In another embodiment, Z is $-C(=O)-$.
- [0486] In another embodiment, Compounds of the Disclosure are compounds represented by Formula II, and the pharmaceutically acceptable salts or solvates thereof, wherein Y is selected from the group consisting of $-C\equiv C-$, $-O-$, $-N(H)-$, $-C(=O)N(H)-$, $-N(H)C(=O)CH_2O-$, and $-N(H)C(=O)CH_2N(H)-$. In another embodiment, Y is selected from the group consisting of $-C\equiv C-$, $-O-$, and $-N(H)-$. In another embodiment, Y is selected from the group consisting of $-C\equiv C-$ and $-N(H)-$.
- [0487] In another embodiment, Compounds of the Disclosure are compounds represented by Formula II, and the pharmaceutically acceptable salts or solvates thereof, wherein Y is absent.
- [0488] In another embodiment, Compounds of the Disclosure are compounds represented by Formula III:

**III,**

and the pharmaceutically acceptable salts or solvates thereof, wherein A, X, and L are as defined in connection with Formula I.

[0489] In another embodiment, Compounds of the Disclosure are compounds represented by any one of Formulae **I-A** or **I-III**, and the pharmaceutically acceptable salts or solvates thereof, wherein X is selected from the group consisting of -N(H)-,



[0490] In another embodiment, Compounds of the Disclosure are compounds represented by any one of Formulae **I-A** or **I-III**, and the pharmaceutically acceptable salts or solvates thereof, wherein L is C₁₋₁₂ alkylene. In another embodiment, L is selected from the group consisting of -CH₂-, -CH₂CH₂-, -CH₂CH₂CH₂-, -CH₂(CH₂)₂CH₂-, -CH₂(CH₂)₃CH₂-, -CH₂(CH₂)₄CH₂-, -CH₂(CH₂)₅CH₂-, and -CH₂(CH₂)₆CH₂-.

[0491] In another embodiment, Compounds of the Disclosure are compounds represented by any one of Formulae **I-A** or **I-III**, and the pharmaceutically acceptable salts or solvates thereof, wherein L is 3- to 20-membered heteroalkylene. In another embodiment, L is selected from the group consisting of -(CH₂)_oO-(CH₂CH₂O)_p-(CH₂)_q- and -(CH₂)_rO-(CH₂)_sO-(CH₂)_t-; wherein: o is 2 or 3; p is 0, 1, 2, 3, 4, 5, 6, or 7; q is 2 or 3; r is 2, 3, or 4; s is 3, 4, or 5; and t is 2 or 3. In another embodiment, L is selected from the group consisting of

[0492] -CH₂CH₂OCH₂CH₂-,

[0493] -CH₂CH₂O(CH₂CH₂O)₂CH₂CH₂-,

[0494] -CH₂CH₂O(CH₂CH₂O)₃CH₂CH₂-,

[0495] -CH₂CH₂O(CH₂CH₂O)₄CH₂CH₂-,

[0496] -CH₂CH₂O(CH₂CH₂O)₆CH₂CH₂-,

[0497] -CH₂CH₂O(CH₂CH₂O)₆CH₂CH₂-,

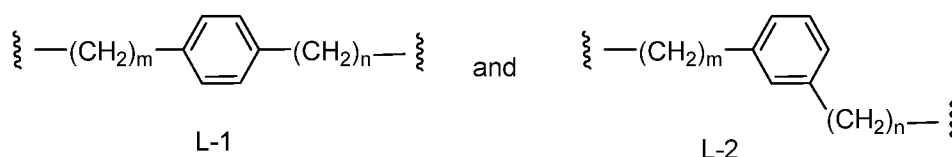
[0498] -CH₂CH₂CH₂OCH₂CH₂OCH₂CH₂CH₂-,

[0499] -CH₂CH₂CH₂O(CH₂CH₂O)₂CH₂CH₂CH₂-, and

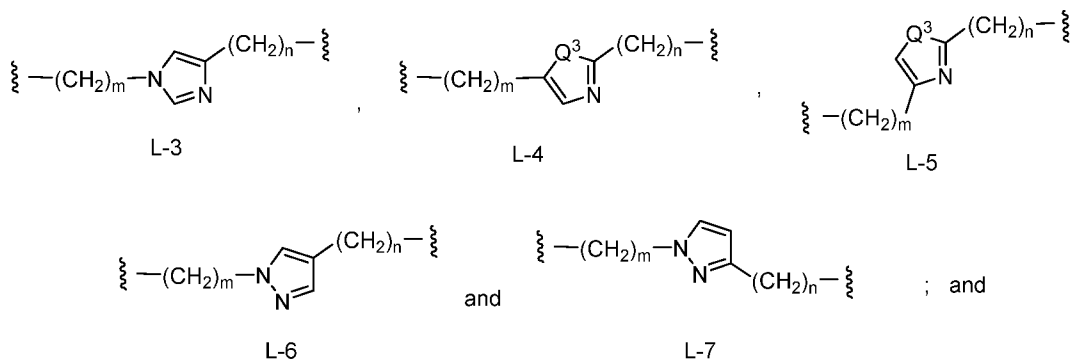
[0500] -CH₂CH₂CH₂O(CH₂)₄OCH₂CH₂CH₂-.

[0501] In another embodiment, Compounds of the Disclosure are compounds represented by any one of Formulae **I-A** or **I-III**, and the pharmaceutically acceptable salts or solvates thereof, wherein L is $-(CH_2)_m-W-(CH_2)_n-$. In another embodiment, W is phenylenyl. In another embodiment, W is 5-membered heteroarylenyl. In another embodiment, W is 6-membered heteroarylenyl.

[0502] In another embodiment, Compounds of the Disclosure are compounds represented by any one of Formulae **I-A** or **I-III**, and the pharmaceutically acceptable salts or solvates thereof, wherein L is selected from the group consisting of:



[0503] In another embodiment, Compounds of the Disclosure are compounds represented by any one of Formulae **I-A** or **I-III**, and the pharmaceutically acceptable salts or solvates thereof, wherein L is selected from the group consisting of:



[0504] Q^3 is selected from the group consisting of $-O-$, $-S-$, and $-N(R^6)-$; and

[0505] R^6 is selected from the group consisting of hydrogen and C_{1-4} alkyl.

[0506] In another embodiment, Compounds of the Disclosure are compounds represented by any one of Formulae **I-A** or **I-III**, and the pharmaceutically acceptable salts or solvates thereof, wherein L is selected from the group consisting of:



[0507] In another embodiment, Compounds of the Disclosure are compounds represented by any one of Formulae **I-A** or **I-III**, and the pharmaceutically acceptable salts or solvates thereof, wherein A is selected from the group consisting of A-1, A-2, A-3, A-4, A-5, A-6, A-7, A-8, and A-9. In another embodiment, A is A-1. In another embodiment,

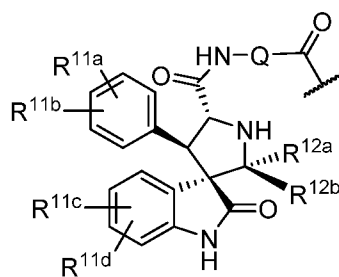
A is A-2. In another embodiment, A is A-3. In another embodiment, A is A-4. In another embodiment, A is A-5. In another embodiment, A is A-6. In another embodiment, A is A-7. In another embodiment, A is A-8. In another embodiment, A is A-9.

[0508] In another embodiment, Compounds of the Disclosure are compounds represented by any one of Formulae **I-A** or **I-III**, and the pharmaceutically acceptable salts or solvates thereof, wherein A is selected from the group consisting of A-10 and A-15.

[0509] In another embodiment, Compounds of the Disclosure are compounds represented by any one of Formulae **I-A** or **I-III**, and the pharmaceutically acceptable salts or solvates thereof, wherein A-11 and A-12.

[0510] In another embodiment, Compounds of the Disclosure are compounds represented by any one of Formulae **I-A** or **I-III**, and the pharmaceutically acceptable salts or solvates thereof, wherein A-13 and A-14.

[0511] In another embodiment, Compounds of the Disclosure are compounds represented by any one of Formulae **I-A** or **I-III**, and the pharmaceutically acceptable salts or solvates thereof, wherein A is:



A-16

[0512] R^{11a} , R^{11b} , R^{11c} , and R^{11d} are independently selected from the group consisting of hydrogen, chloro, and fluoro;

[0513] R^{12a} and R^{12b} are independently selected from the group consisting of hydrogen and C_{1-6} alkyl; or

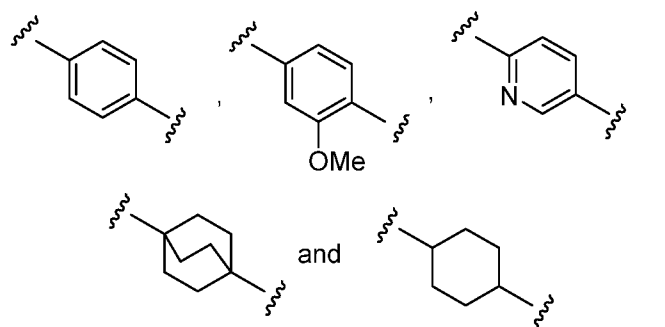
[0514] R^{12a} and R^{12b} taken together with the carbon atom to which they are attached form a 4- to 8-membered optionally substituted cycloalkyl;

[0515] Q is selected from the group consisting of substituted phenylenyl, optionally substituted heteroarylenyl, and cycloalkylenyl.

[0516] In another embodiment, Compounds of the Disclosure are compounds represented by any one of Formulae **I-A** or **I-III**, and the pharmaceutically acceptable salts or solvates thereof, wherein A is A-16, R^{12b} is C_{1-6} alkyl, and R^{12a} is hydrogen.

[0517] In another embodiment, Compounds of the Disclosure are compounds represented by any one of Formulae **I-A** or **I-III**, and the pharmaceutically acceptable salts or solvates thereof, wherein A is A-16 and R^{12a} and R^{12b} taken together with the carbon atom to which they are attached form a 4- to 6-membered optionally substituted cycloalkyl.

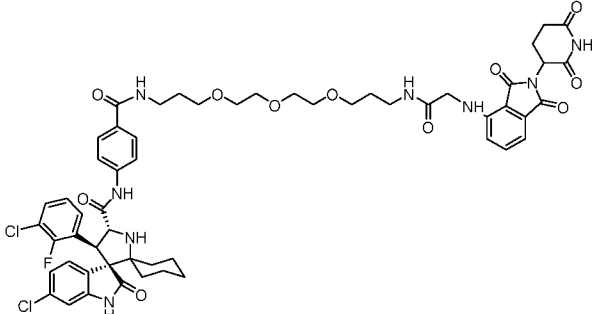
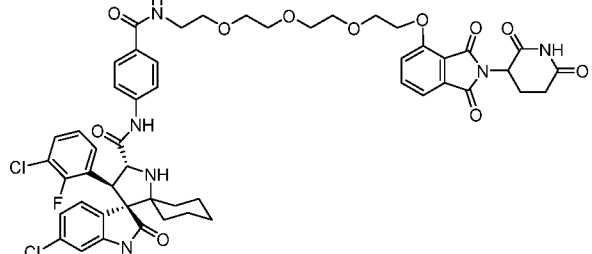
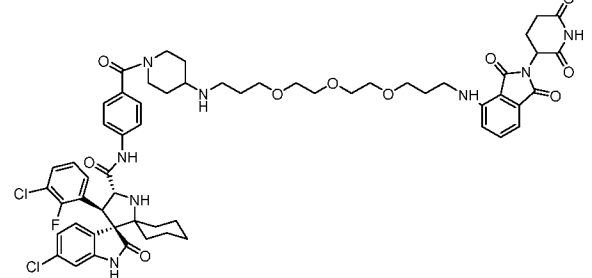
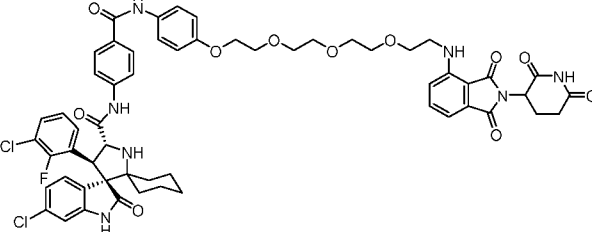
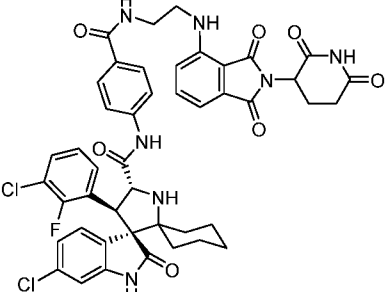
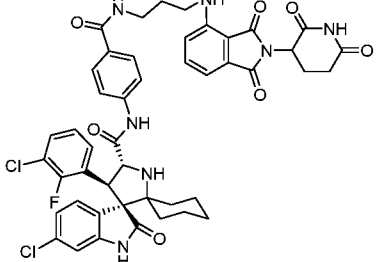
[0518] In another embodiment, Compounds of the Disclosure are compounds represented by any one of Formulae **I-A** or **I-III**, and the pharmaceutically acceptable salts or solvates thereof, wherein A is A-16 and Q is selected from the group consisting of:

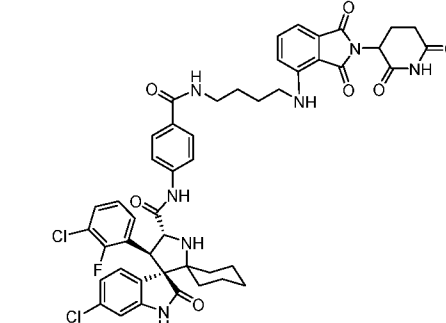
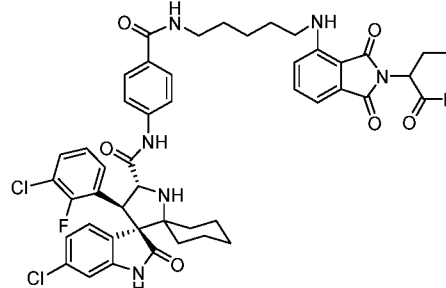
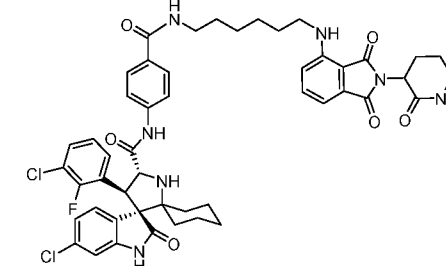
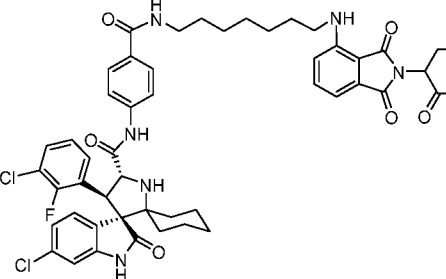
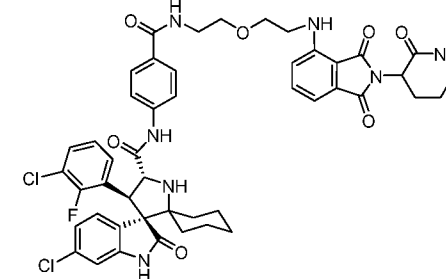
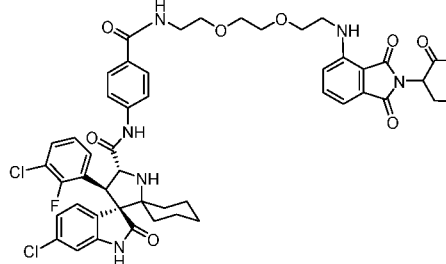


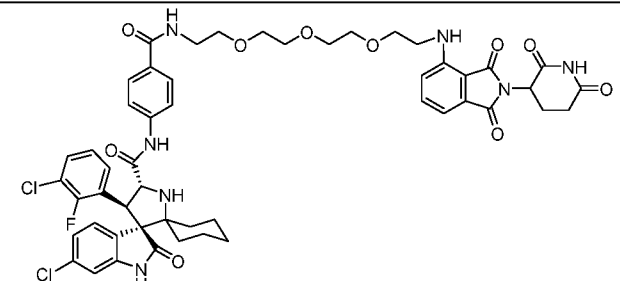
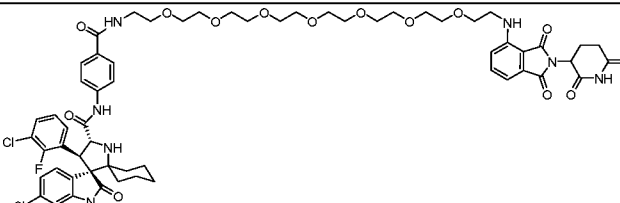
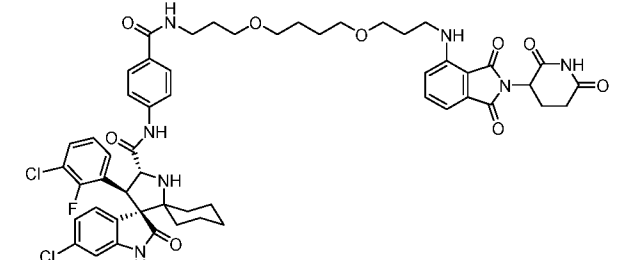
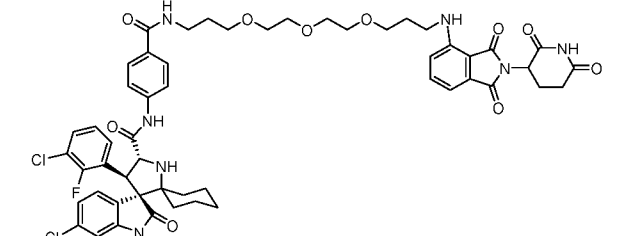
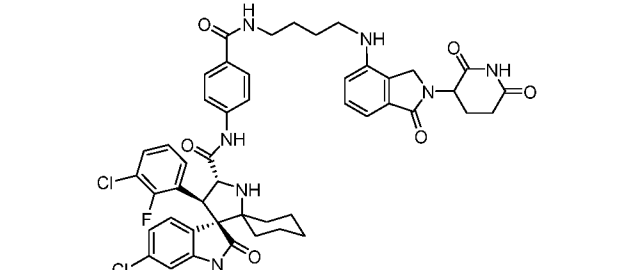
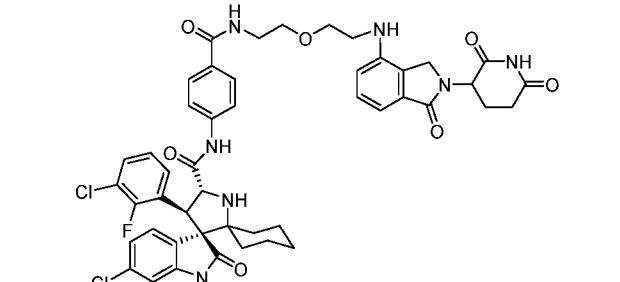
[0519] In another embodiment, Compounds of the Disclosure are any one or more of the compounds of Table 1, and the pharmaceutically acceptable salts and solvates thereof.

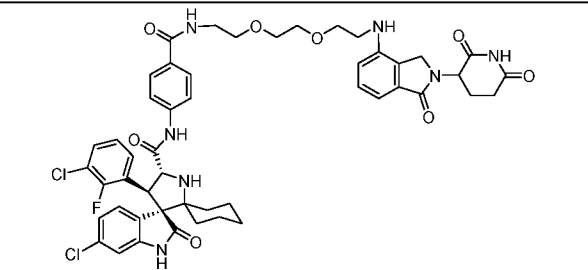
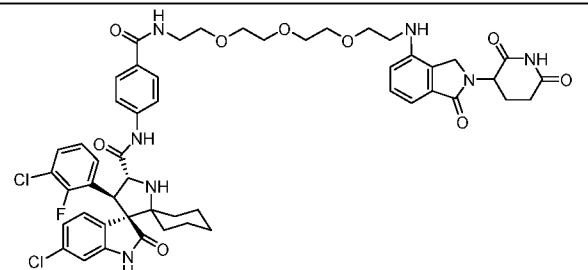
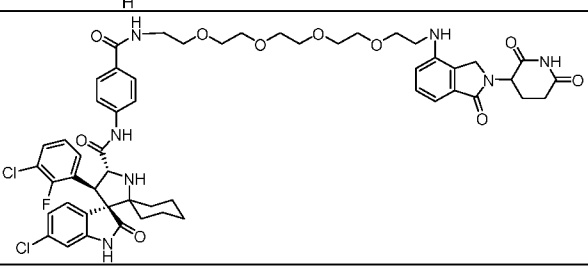
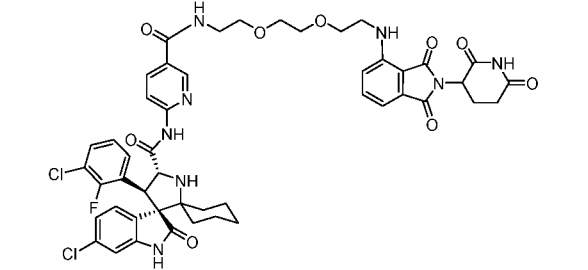
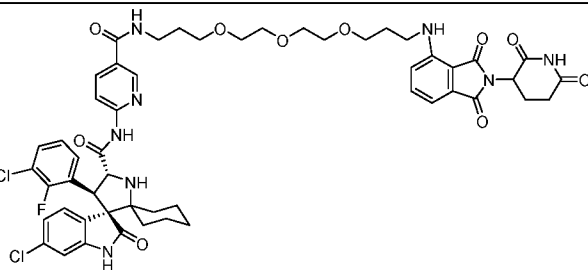
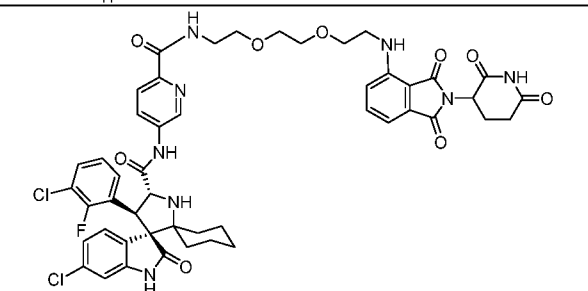
Table 1

Cpd. No.	Structure
1	
2	

3	
4	
5	
6	
7	
8	

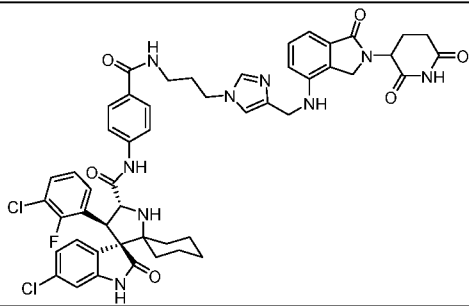
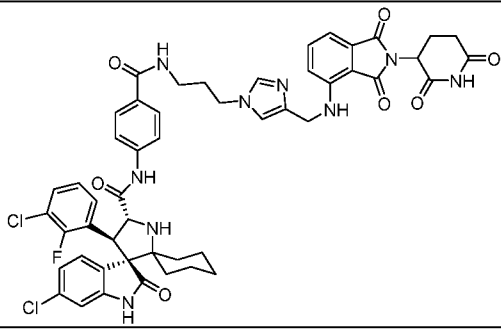
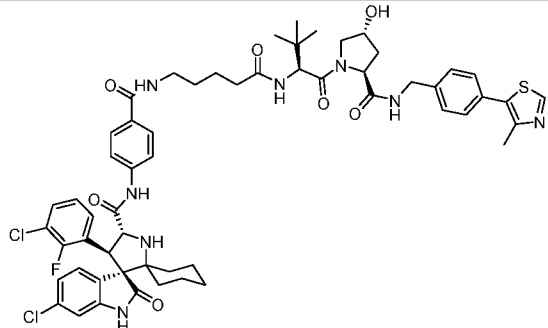
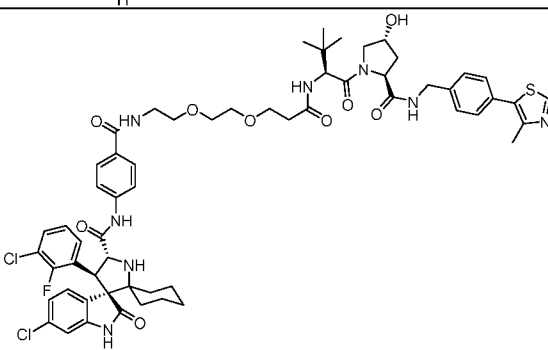
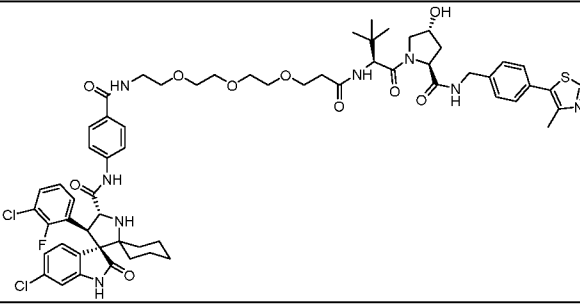
9	
10	
11	
12	
13	
14	

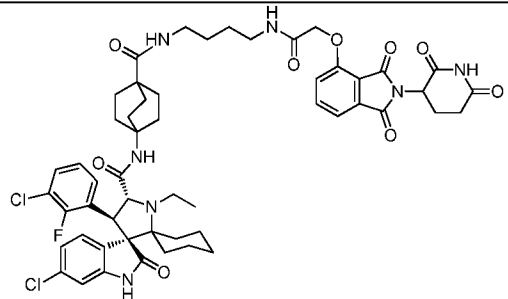
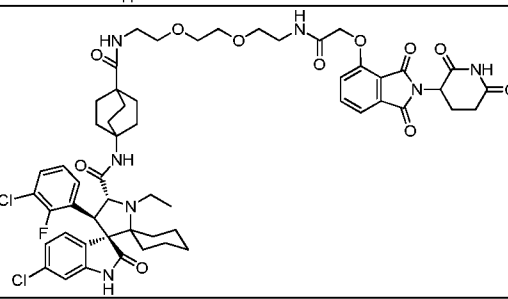
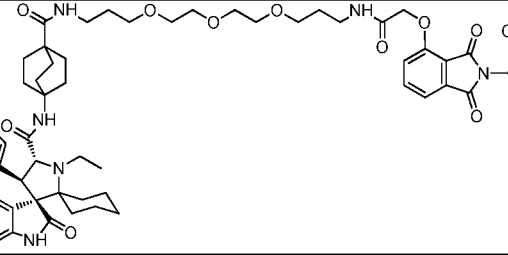
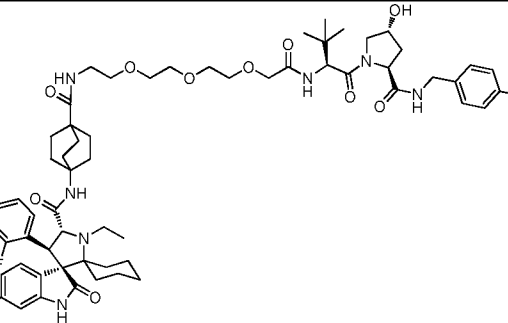
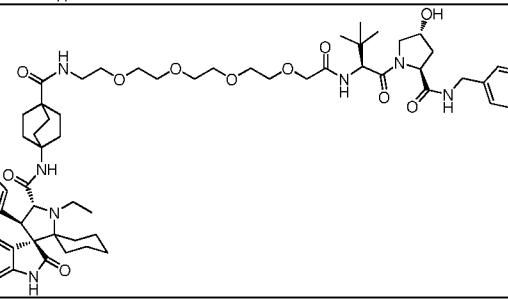
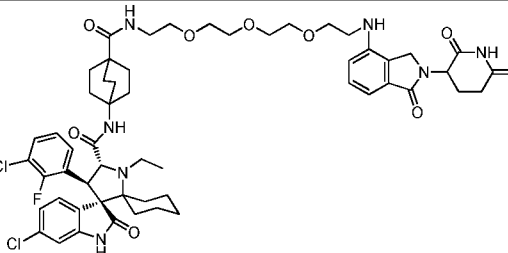
15	
16	
17	
18	
19	
20	

21	
22	
23	
24	
25	
26	

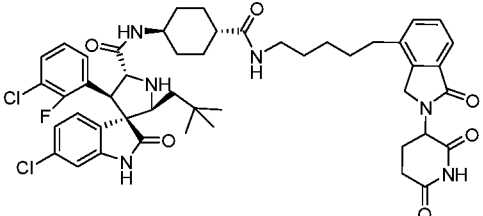
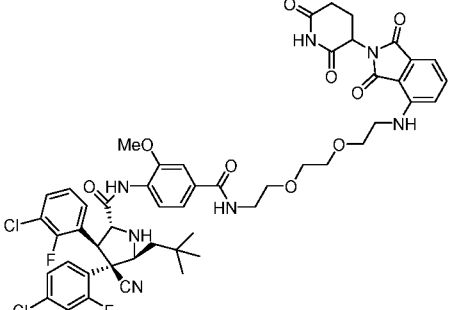
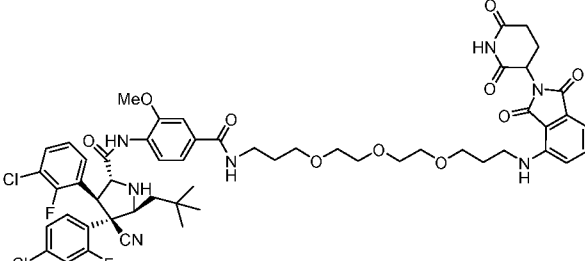
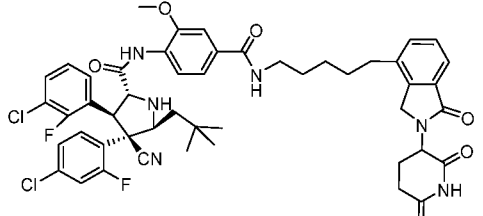
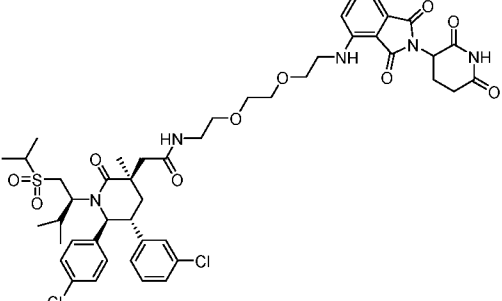
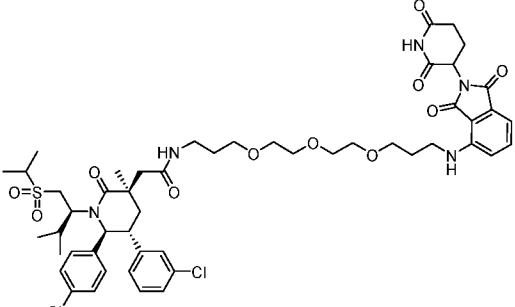
27	
28	
29	
30	
31	
32	

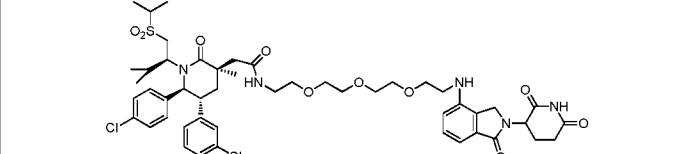
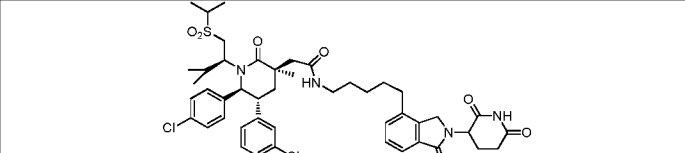
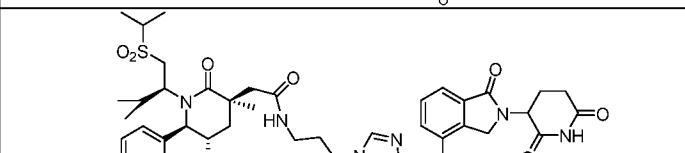

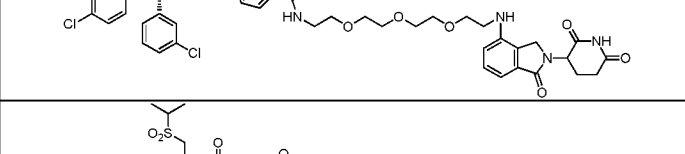
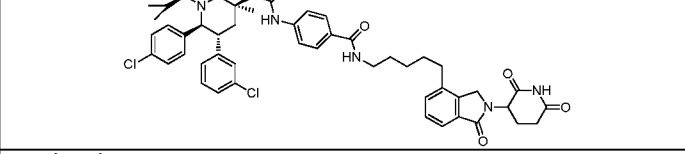
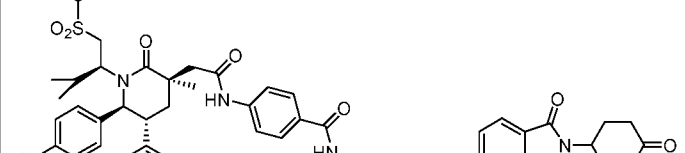
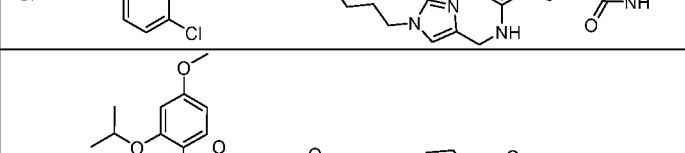
33	
34	
35	
36	
37	
38	

39	
40	
41	
42	
43	

44	
45	
46	
47	
48	
49	

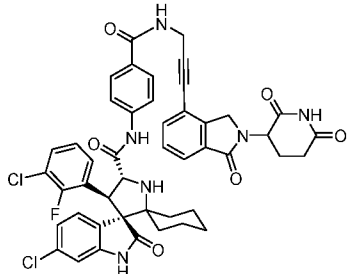
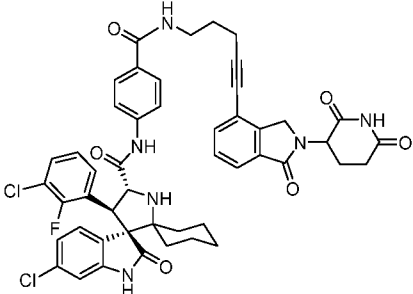
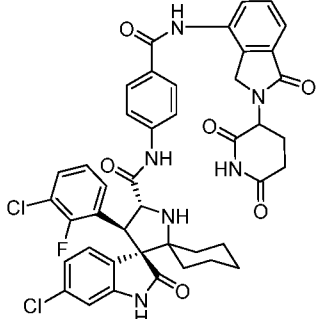
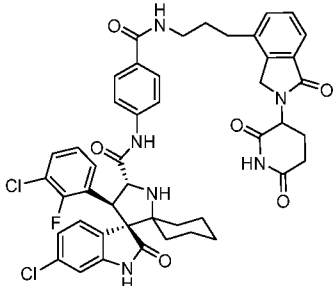
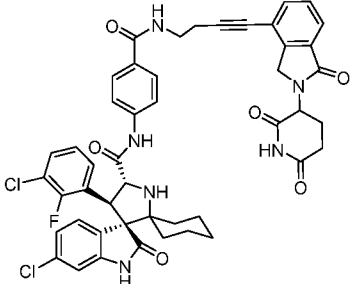
50	
51	
52	
53	
54	
55	

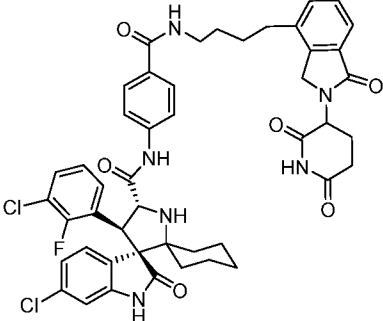
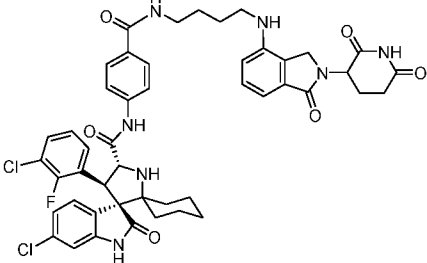
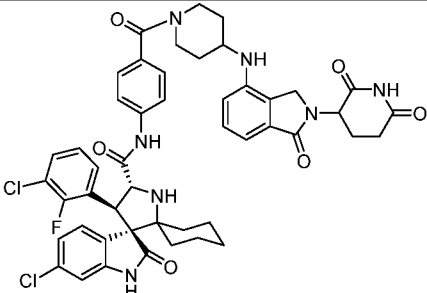
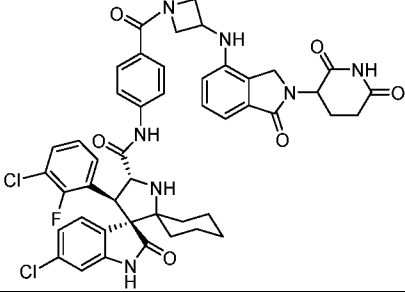
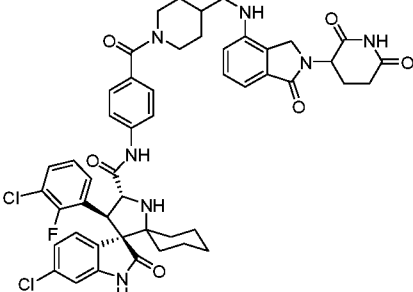
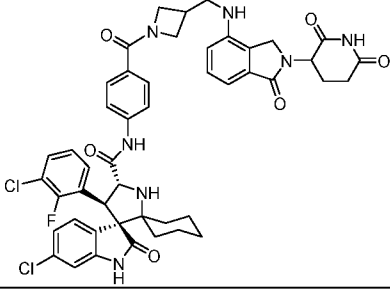
56	
57	
58	
59	
60	
61	

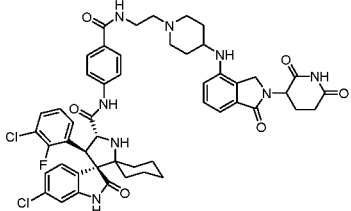
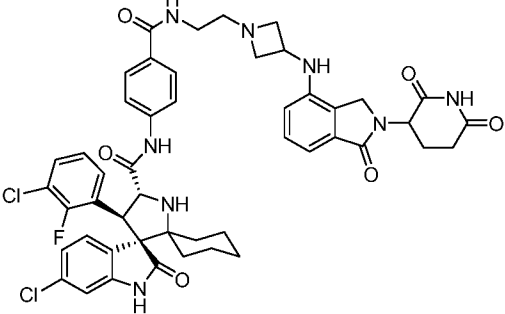
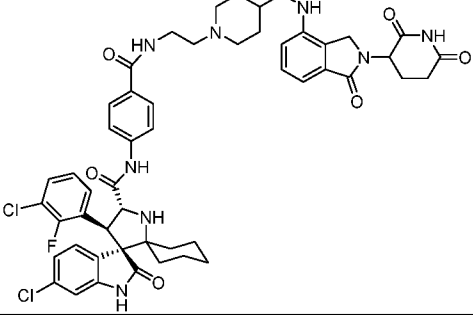
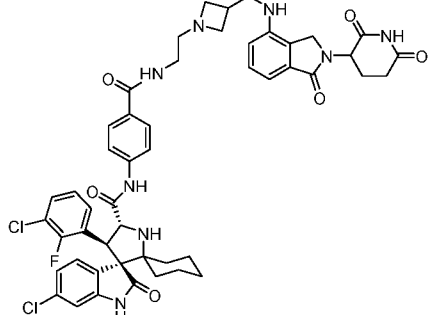
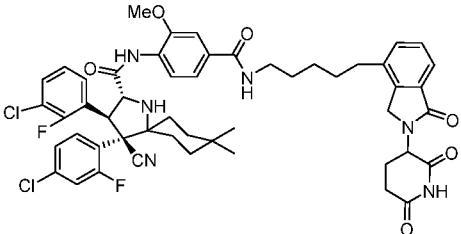
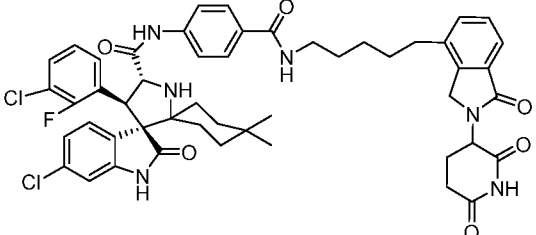
62	
63	
64	
65	
66	
67	
68	
69	

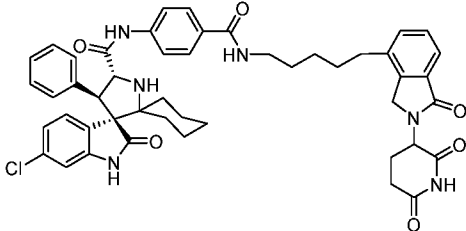
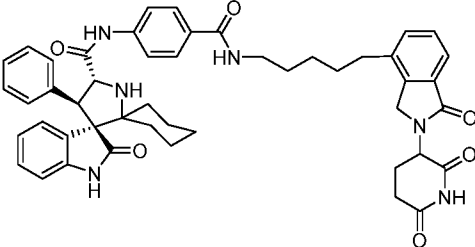
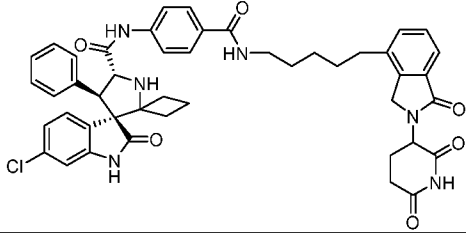
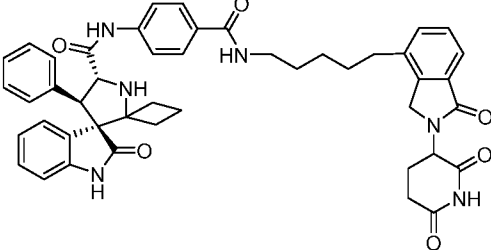
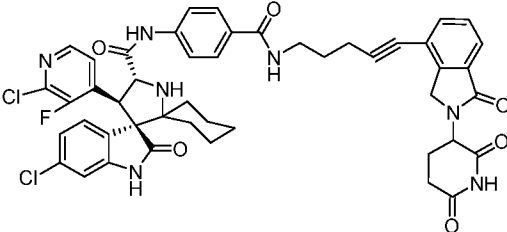
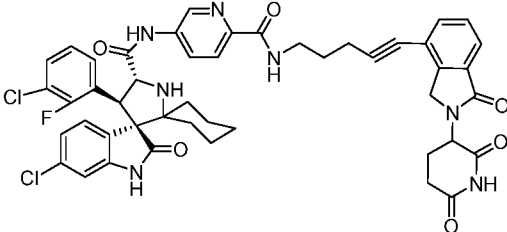
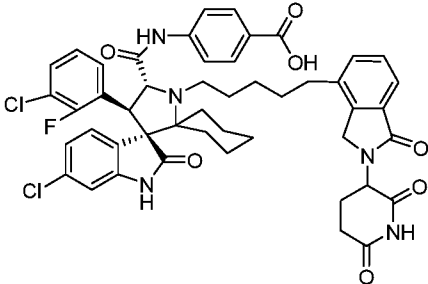
[0520] In another embodiment, Compounds of the Disclosure are any one or more of the compounds of Table 1A, and the pharmaceutically acceptable salts and solvates thereof.

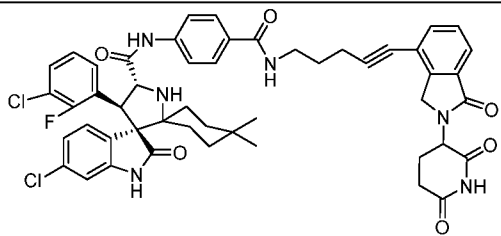
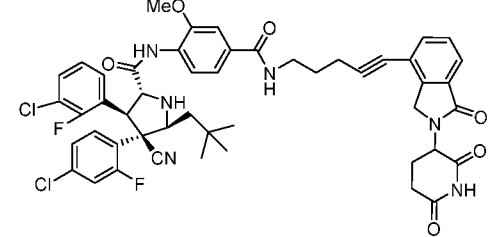
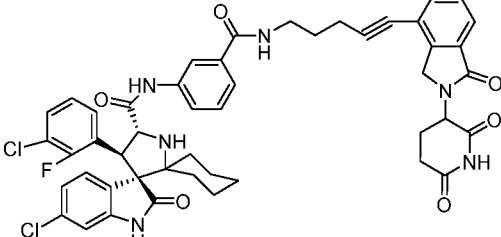
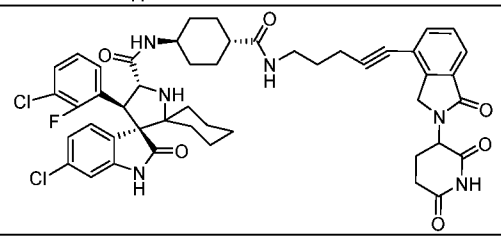
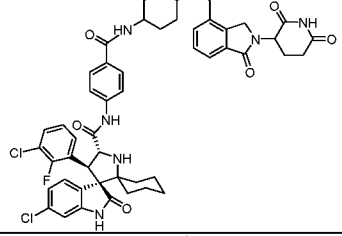
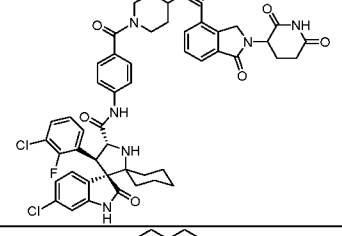
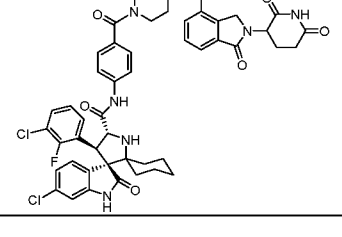
Table 1A

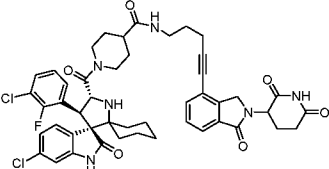
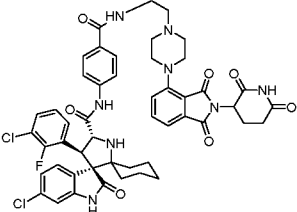
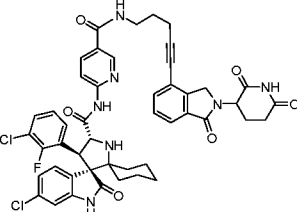
Cpd. No.	Structure
146	
147	
148	
149	
150	

151	
152	
153	
154	
155	
156	

157	
158	
159	
160	
161	
162	

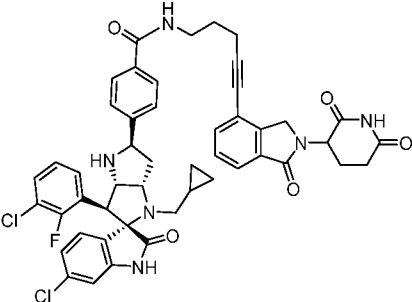
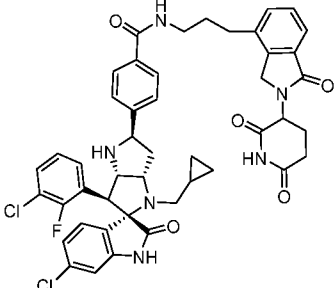
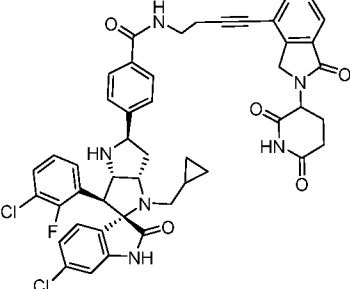
163	
164	
165	
166	
167	
168	
169	

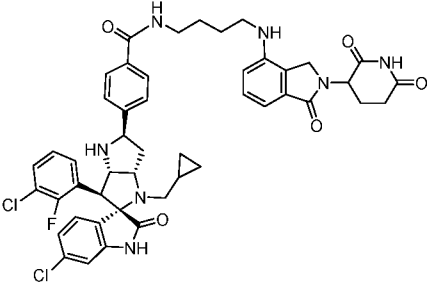
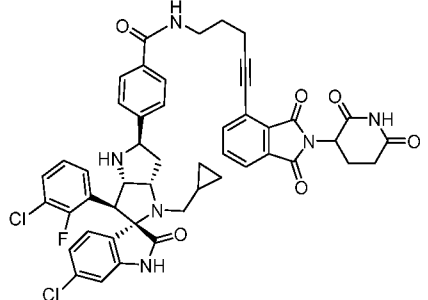
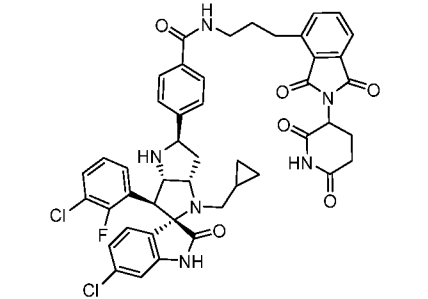
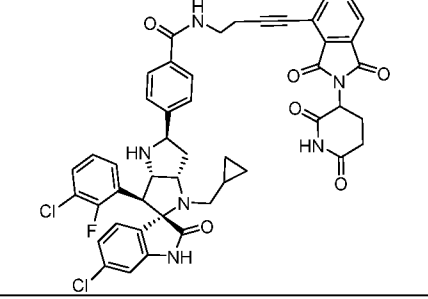
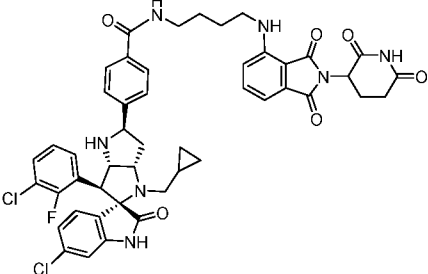
170	
171	
172	
173	
174	
175	
176	

177	
178	
179	

[0521] In another embodiment, Compounds of the Disclosure are any one or more of the compounds of Table 1B, and the pharmaceutically acceptable salts and solvates thereof.

Table 1B

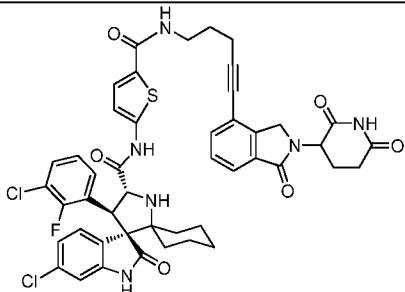
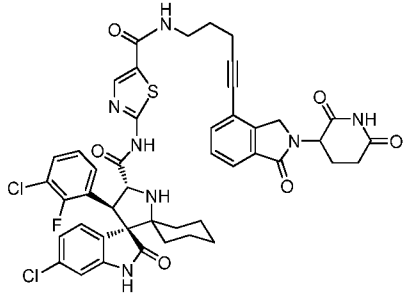
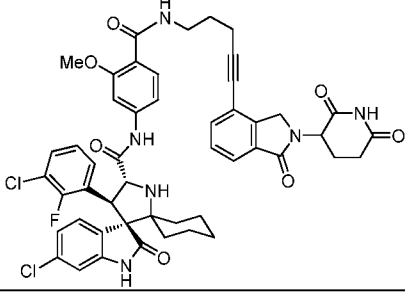
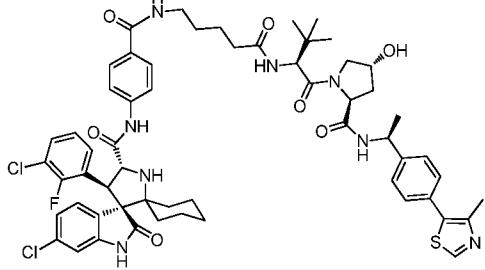
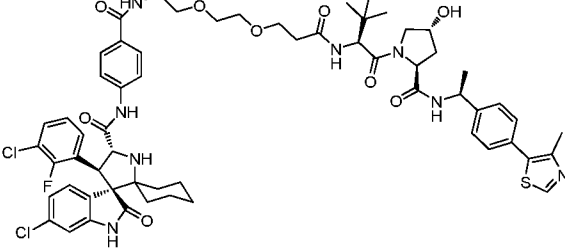
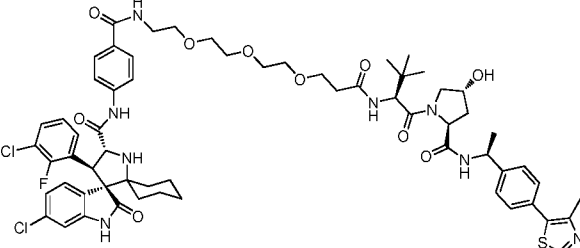
Cpd. No.	Structure
180	
181	
182	

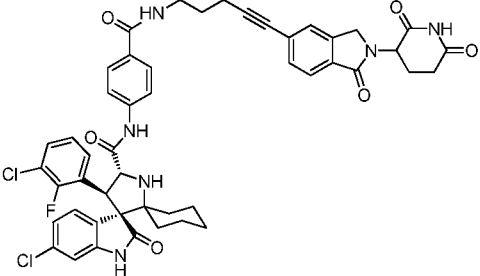
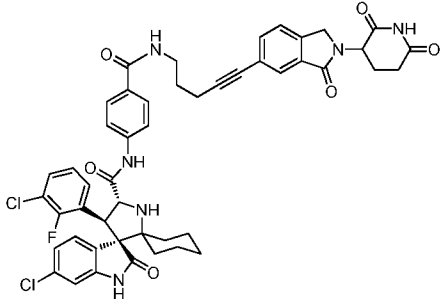
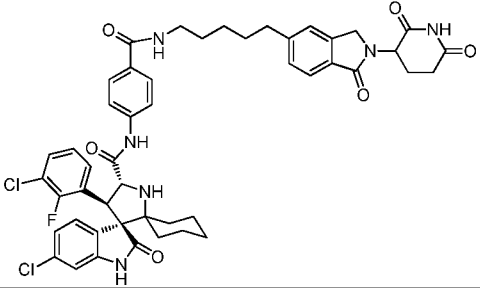
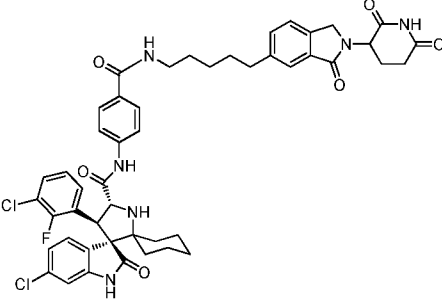
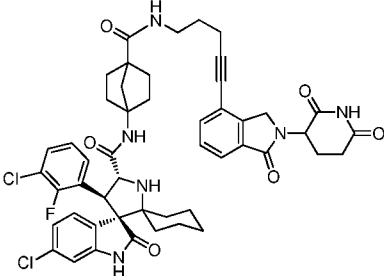
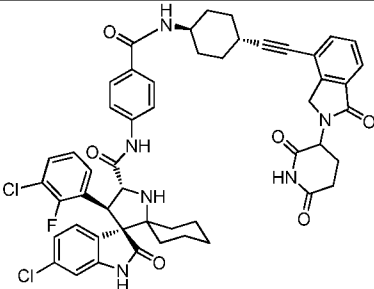
183	
184	
185	
186	
187	

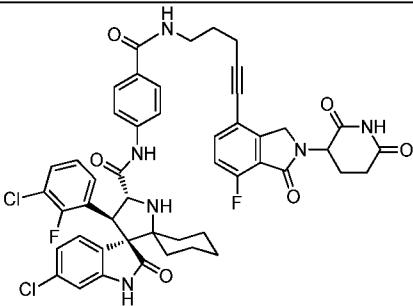
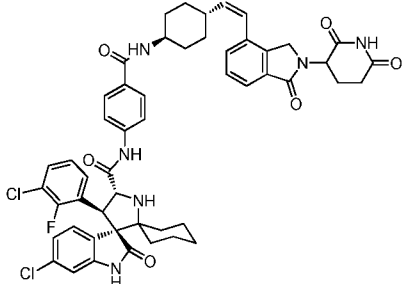
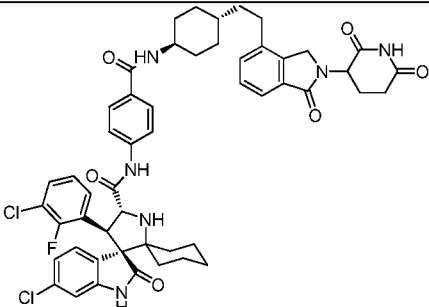
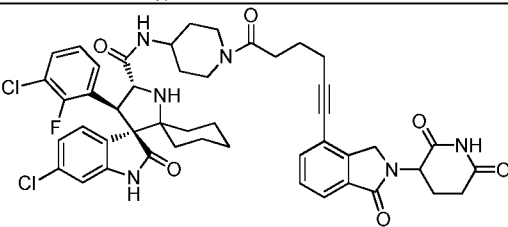
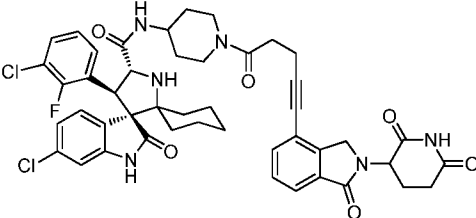
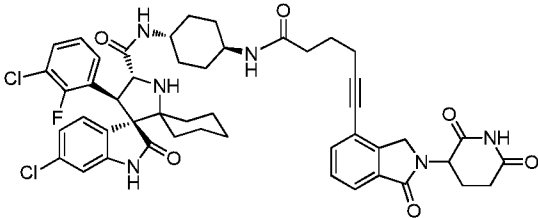
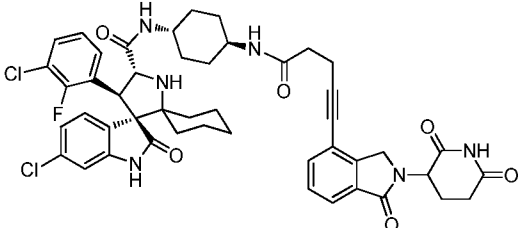
[0522] In another embodiment, Compounds of the Disclosure are any one or more of the compounds of Table 1C, and the pharmaceutically acceptable salts and solvates thereof.

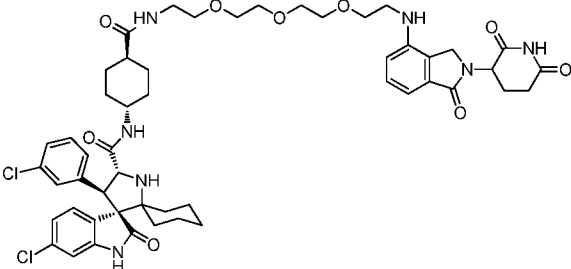
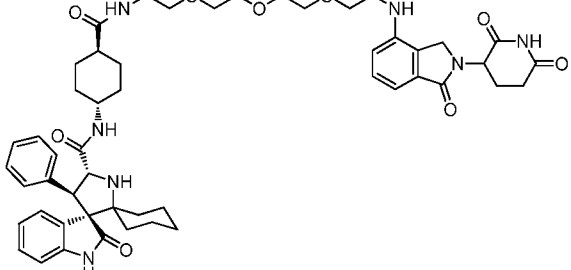
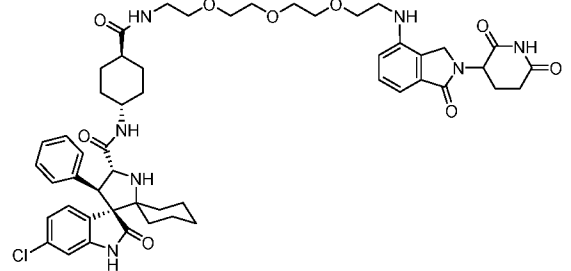
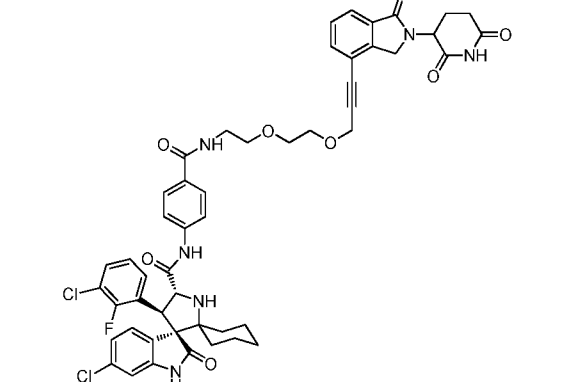
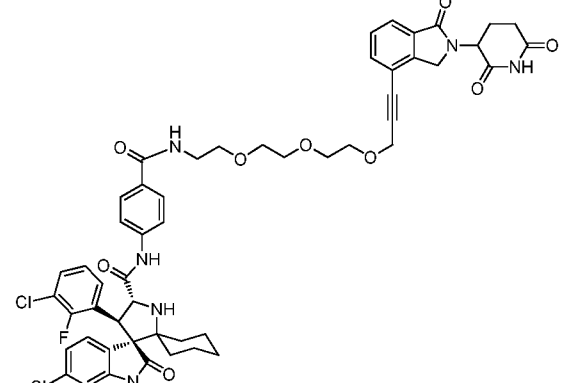
Table 1C

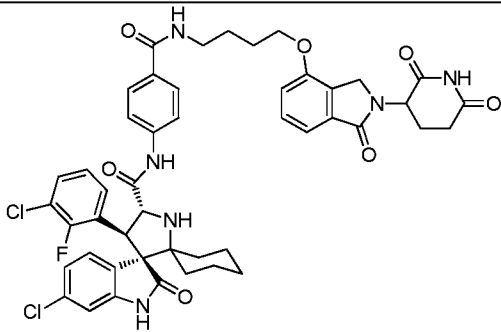
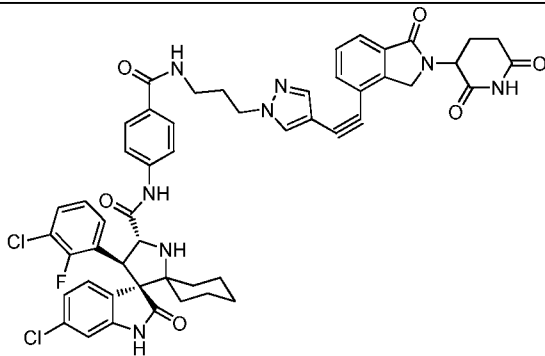
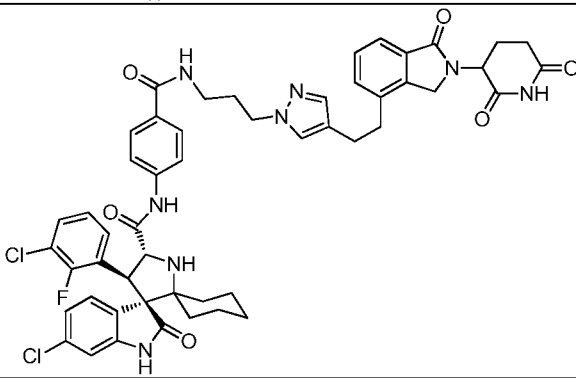
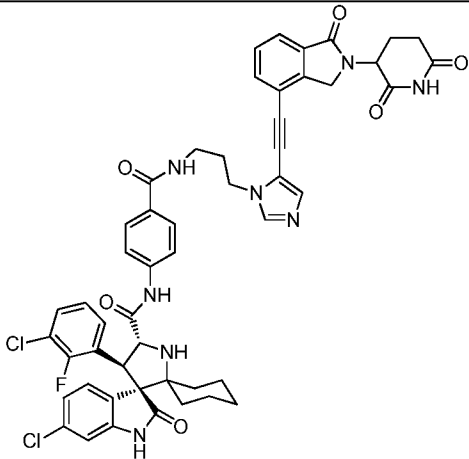
Cpd. No.	Structure
-------------	-----------

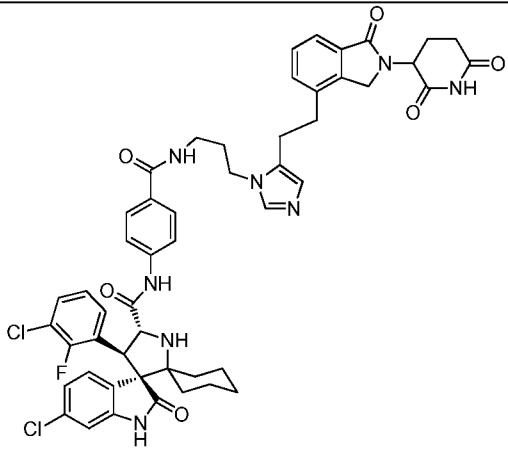
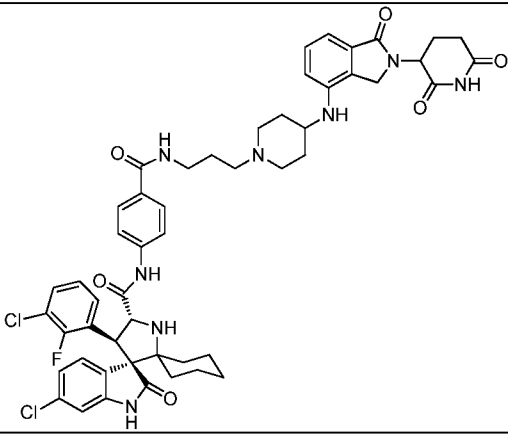
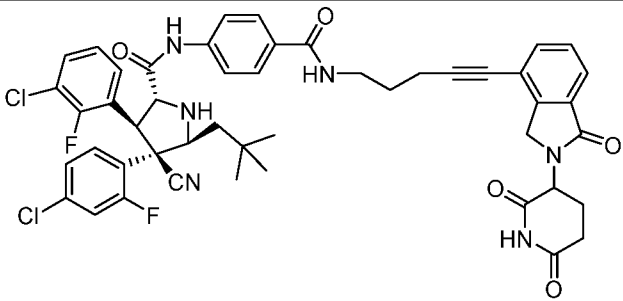
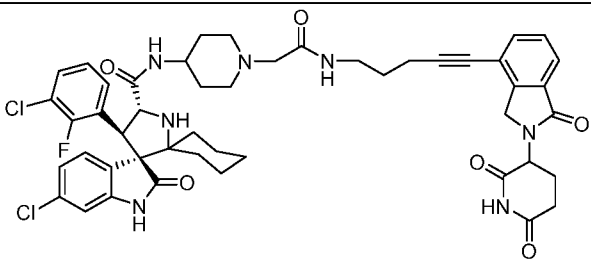
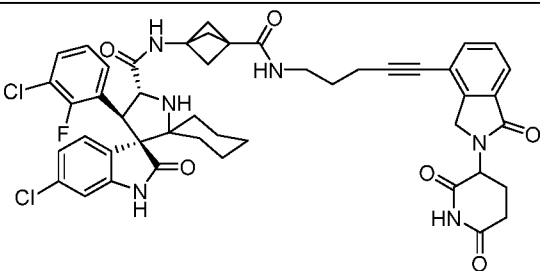
188	
189	
190	
191	
192	
193	

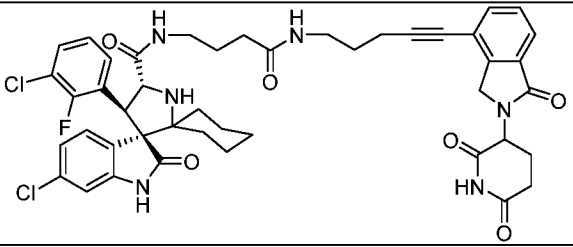
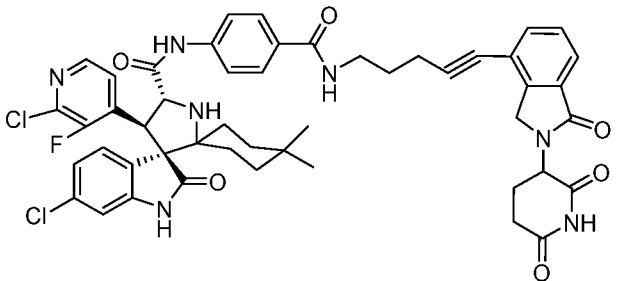
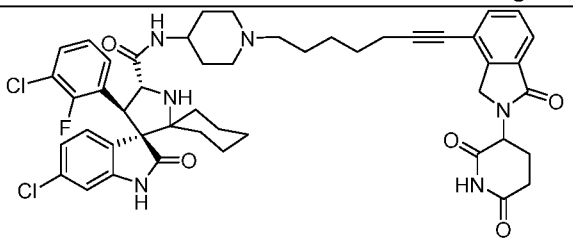
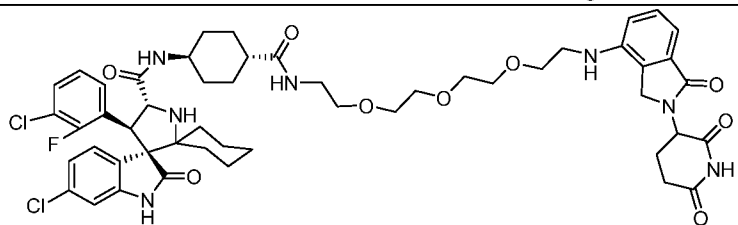
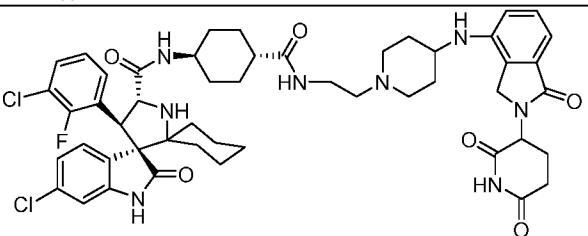
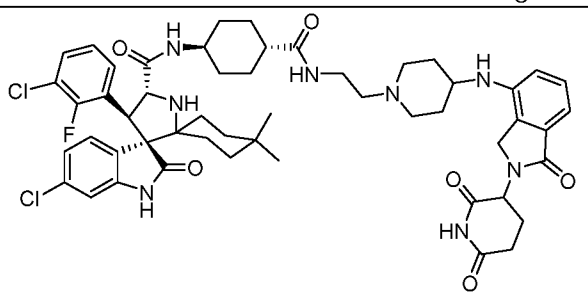
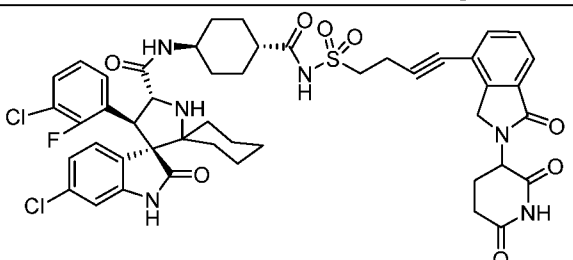
194	
195	
196	
197	
198	
199	

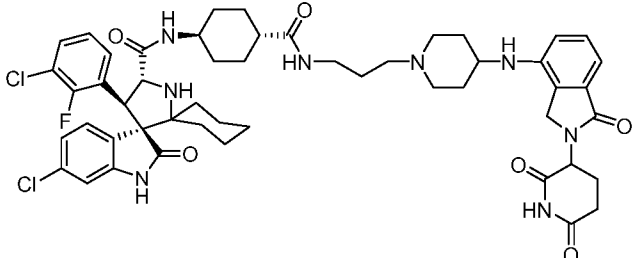
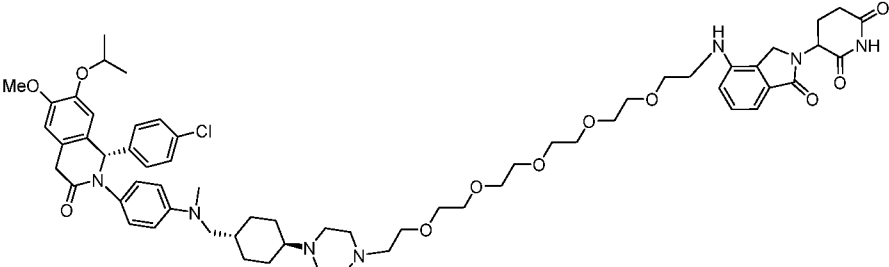
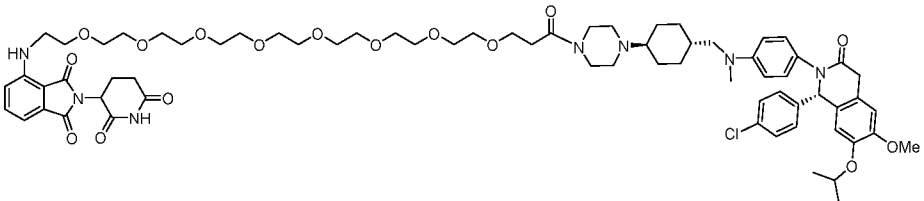
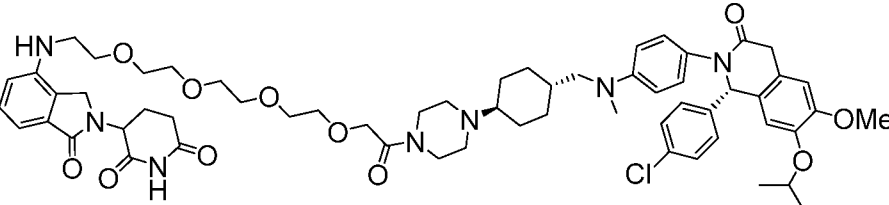
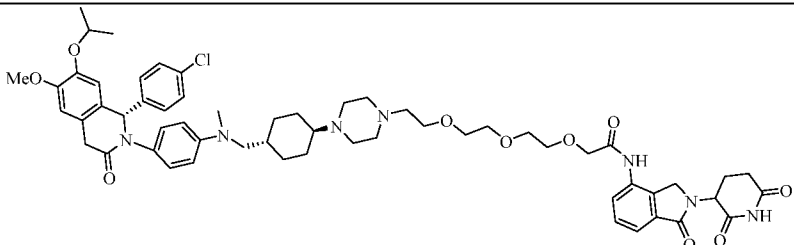
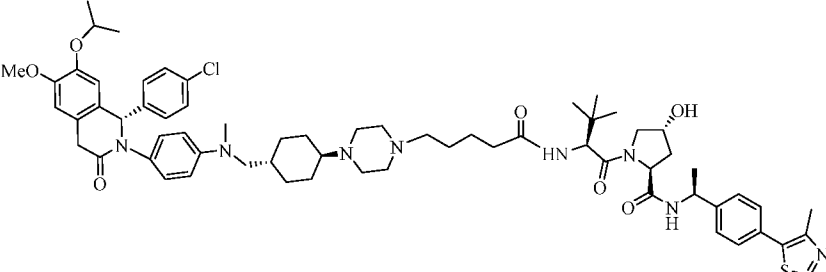
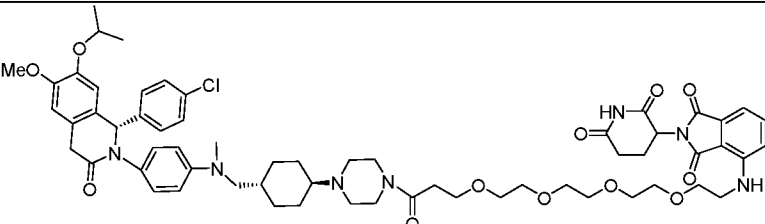
200	
201	
202	
203	
204	
205	
206	

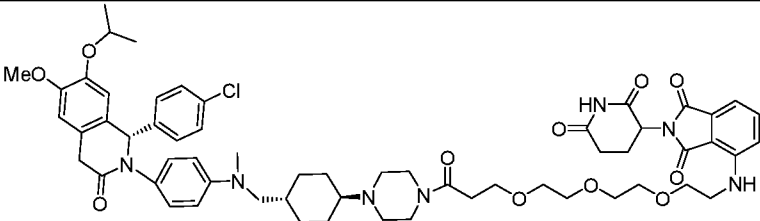
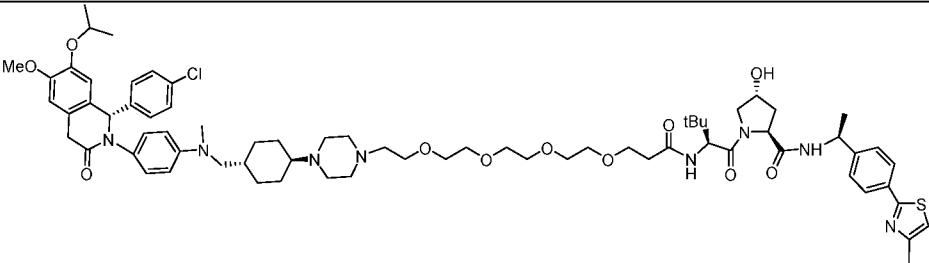
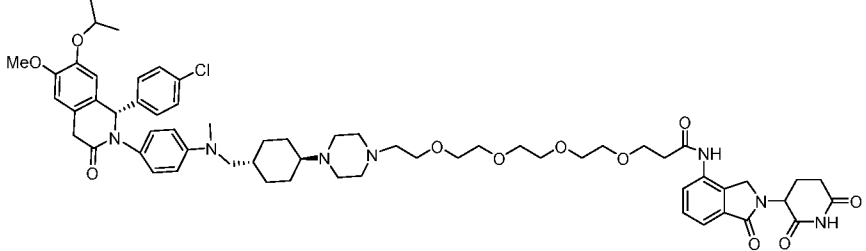
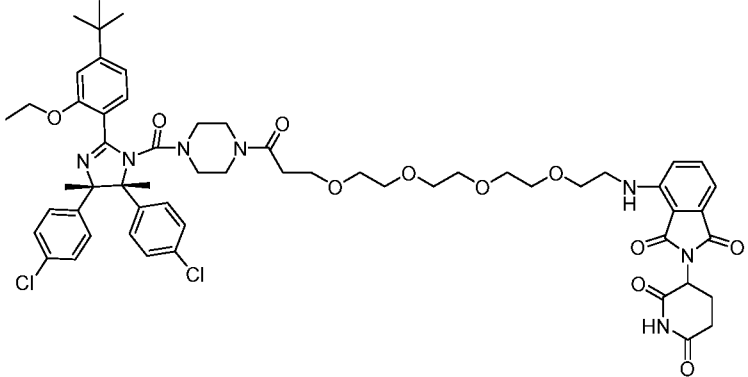
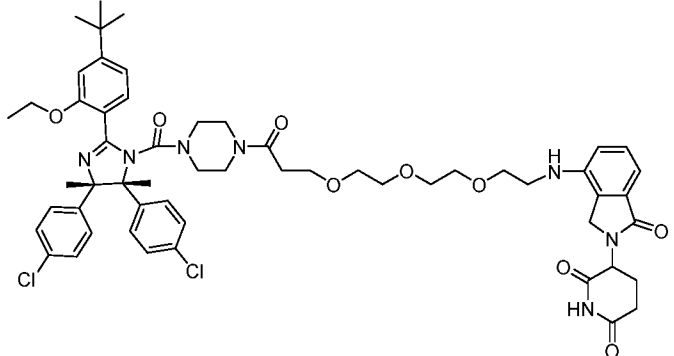
207	
208	
209	
210	
211	

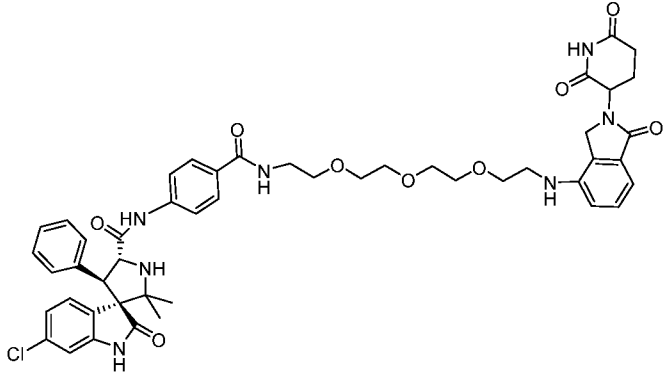
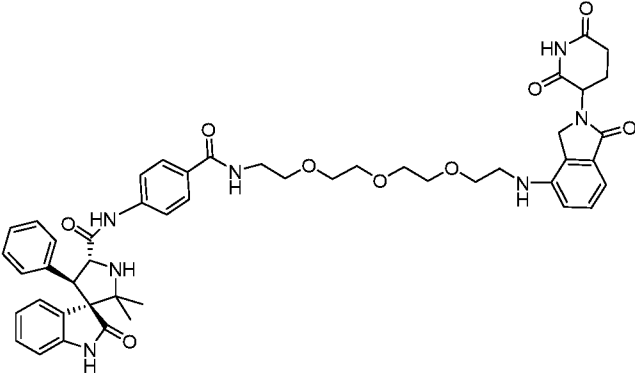
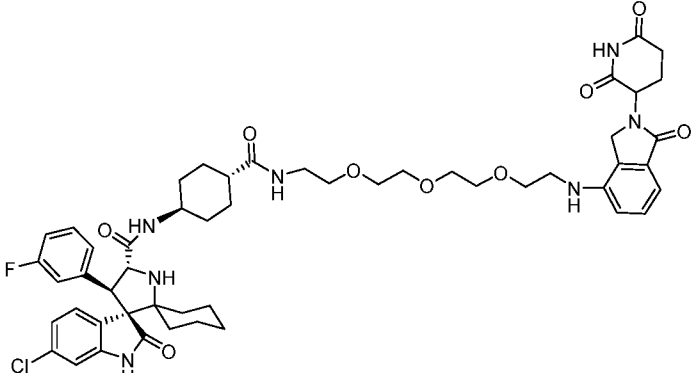
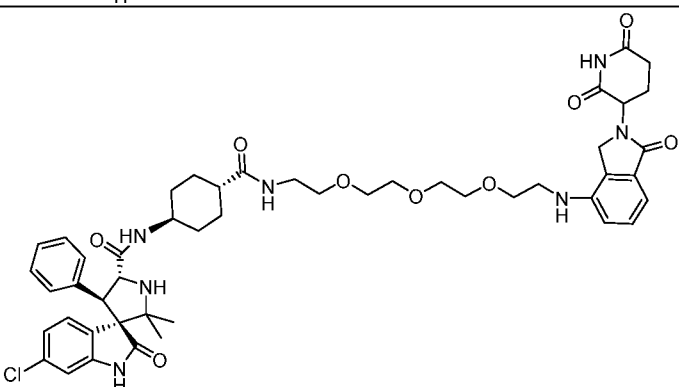
212	
213	
214	
215	

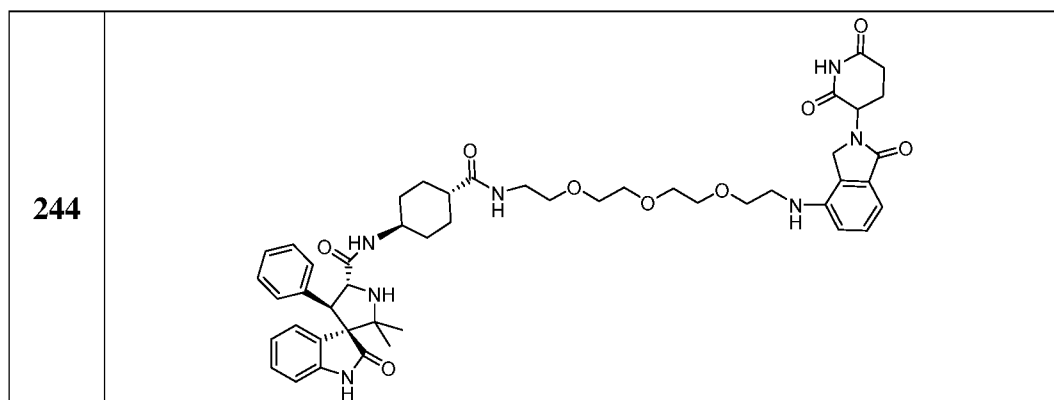
216	
217	
218	
219	
220	

221	
222	
223	
224	
225	
226	
227	

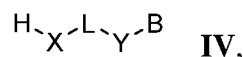
228	
229	
230	
231	
232	
233	
234	

235	
236	
237	
238	
239	

240	
241	
242	
243	

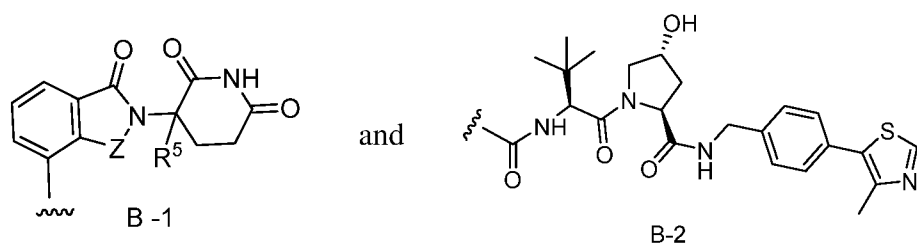


[0523] Intermediates of the Disclosure are compounds that can be used as synthetic intermediates to prepare Compounds of the Disclosure. In one embodiment, Intermediates of the Disclosure are compounds represented by Formula IV:

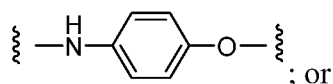


and the pharmaceutically acceptable salts or solvates thereof, wherein:

[0524] B is selected from the group consisting of:



[0525] X is selected from the group consisting of $-N(R^{2a})-$, , and



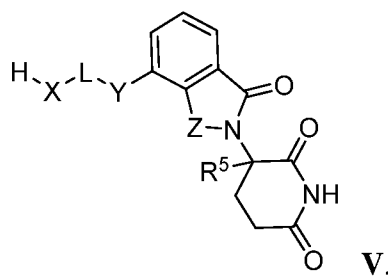
[0526] X is absent;

[0527] wherein the $-N(H)-$ of is attached to L and the $-O-$ of is attached to L;

[0528] L is selected from the group consisting of alkylene, heteroalkylene, and $-(CH_2)_m-W-(CH_2)_n-$;

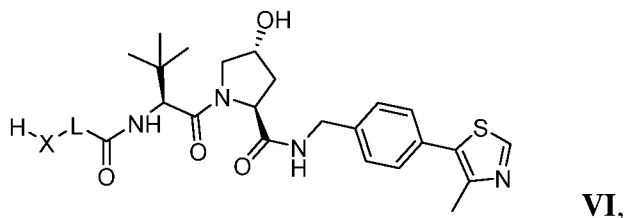
[0529] W is selected from the group consisting of optionally substituted phenylene, optionally substituted 5-membered heteroarylene, and optionally substituted 6-membered heteroarylene;

- [0530] m is 0, 1, 2, 3, 4, 5, 6, or 7;
- [0531] n is 0, 1, 2, 3, 4, 5, 6, 7, or 8;
- [0532] Y is selected from the group consisting of $-\text{C}\equiv\text{C}-$, $-\text{O}-$, $-\text{N}(\text{R}^{2b})-$, $-\text{C}(=\text{O})\text{N}(\text{R}^{2c})-$, $-\text{N}(\text{R}^{2d})\text{C}(=\text{O})\text{CH}_2\text{O}-$, and $-\text{N}(\text{R}^{2e})\text{C}(=\text{O})\text{CH}_2\text{N}(\text{R}^{2f})-$; or
- [0533] Y is absent;
- [0534] wherein the carboxamide nitrogen atom of $-\text{N}(\text{R}^{2d})\text{C}(=\text{O})\text{CH}_2\text{O}-$ and $-\text{N}(\text{R}^{2e})\text{C}(=\text{O})\text{CH}_2\text{N}(\text{R}^{2f})-$, and the carbon atom of $-\text{C}(=\text{O})\text{N}(\text{R}^{2c})-$ is attached to L;
- [0535] R^{2a} , R^{2b} , R^{2c} , R^{2d} , R^{2e} , and R^{2f} are each independently selected from the group consisting of hydrogen and C_{1-4} alkyl;
- [0536] Z is selected from the group consisting of $-\text{CH}_2-$ and $-\text{C}(=\text{O})-$; and
- [0537] R^5 is selected from the group consisting of hydrogen, methyl, and fluoro,
- [0538] with the proviso that Y is absent when B is B-2.
- [0539] In another embodiment, Intermediates of the Disclosure are compounds represented by Formula V:



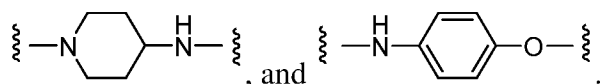
and the pharmaceutically acceptable salts or solvates thereof. In another embodiment, R^5 is hydrogen. In another embodiment, Z is $-\text{CH}_2-$. In another embodiment, Z is $-\text{C}(=\text{O})-$. In another embodiment, Y is selected from the group consisting of $-\text{C}\equiv\text{C}-$, $-\text{O}-$, $-\text{N}(\text{H})-$, $-\text{C}(=\text{O})\text{N}(\text{H})-$, $-\text{N}(\text{H})\text{C}(=\text{O})\text{CH}_2\text{O}-$, and $-\text{N}(\text{H})\text{C}(=\text{O})\text{CH}_2\text{N}(\text{H})-$. In another embodiment, Y is selected from the group consisting of $-\text{C}\equiv\text{C}-$, $-\text{O}-$, and $-\text{N}(\text{H})-$. In another embodiment, Y is absent.

- [0540] In another embodiment, Intermediates of the Disclosure are compounds represented by Formula VI:



and the pharmaceutically acceptable salts or solvates thereof.

[0541] In another embodiment, Intermediates of the Disclosure are compounds represented by any one of Formulae **IV-VI**, and the pharmaceutically acceptable salts or solvates thereof, wherein X is selected from the group consisting of -N(H)-,



[0542] In another embodiment, Intermediates of the Disclosure are compounds represented by any one of Formulae **IV-VI**, and the pharmaceutically acceptable salts or solvates thereof, wherein L is C₁₋₁₂ alkylene. In another embodiment, L is selected from the group consisting of -CH₂-, -CH₂CH₂-, -CH₂CH₂CH₂-, -CH₂(CH₂)₂CH₂-, -CH₂(CH₂)₃CH₂-, -CH₂(CH₂)₄CH₂-, -CH₂(CH₂)₅CH₂-, and -CH₂(CH₂)₆CH₂-.

[0543] In another embodiment, Intermediates of the Disclosure are compounds represented by any one of Formulae **IV-VI**, and the pharmaceutically acceptable salts or solvates thereof, wherein L is 3- to 20-membered heteroalkylene. In another embodiment, L is selected from the group consisting of -(CH₂)_oO-(CH₂CH₂O)_p-(CH₂)_q- and -(CH₂)_rO-(CH₂)_sO-(CH₂)_t-; wherein o is 2 or 3; p is 0, 1, 2, 3, 4, 5, 6, or 7; q is 2 or 3; r is 2, 3, or 4; s is 3, 4, or 5; and t is 2 or 3. In another embodiment, L is selected from the group consisting of

[0544] -CH₂CH₂OCH₂CH₂-,

[0545] -CH₂CH₂O(CH₂CH₂O)₂CH₂CH₂-,

[0546] -CH₂CH₂O(CH₂CH₂O)₃CH₂CH₂-,

[0547] -CH₂CH₂O(CH₂CH₂O)₄CH₂CH₂-,

[0548] -CH₂CH₂O(CH₂CH₂O)₆CH₂CH₂-,

[0549] -CH₂CH₂O(CH₂CH₂O)₆CH₂CH₂-,

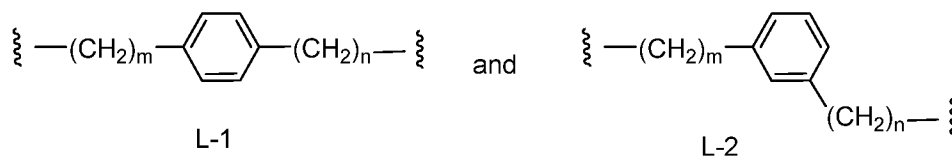
[0550] -CH₂CH₂CH₂OCH₂CH₂OCH₂CH₂CH₂-,

[0551] -CH₂CH₂CH₂O(CH₂CH₂O)₂CH₂CH₂CH₂-, and

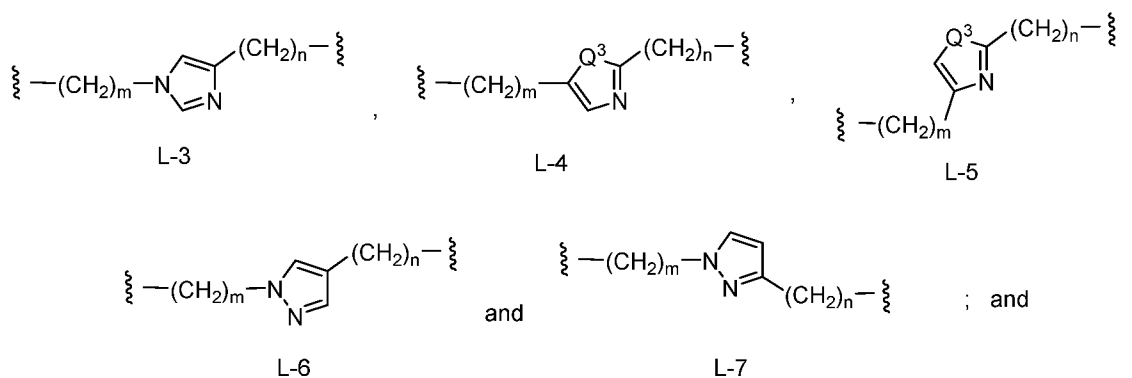
[0552] -CH₂CH₂CH₂O(CH₂)₄OCH₂CH₂CH₂-.

[0553] In another embodiment, Intermediates of the Disclosure are compounds represented by any one of Formulae **IV-VI**, and the pharmaceutically acceptable salts or solvates thereof, wherein L is -(CH₂)_m-W-(CH₂)_n-. In another embodiment, W is phenylene. In another embodiment, W is 5-membered heteroarylene. In another embodiment, W is 6-membered heteroarylene.

[0554] In another embodiment, Intermediates of the Disclosure are compounds represented by any one of Formulae **IV-VI**, and the pharmaceutically acceptable salts or solvates thereof, wherein L is selected from the group consisting of:



[0555] In another embodiment, Intermediates of the Disclosure are compounds represented by any one of Formulae **IV-VI**, and the pharmaceutically acceptable salts or solvates thereof, wherein L is selected from the group consisting of:



[0556] Q³ is selected from the group consisting of -O-, -S-, and -N(R⁶)-; and

[0557] R⁶ is selected from the group consisting of hydrogen and C₁₋₄ alkyl.

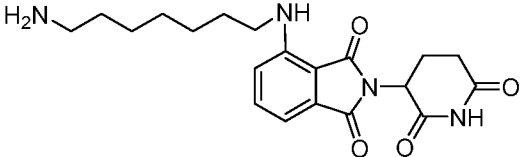
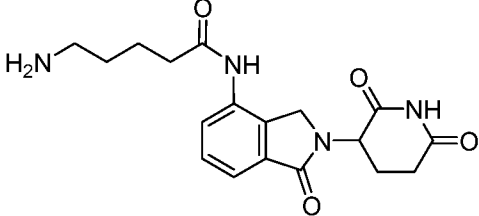
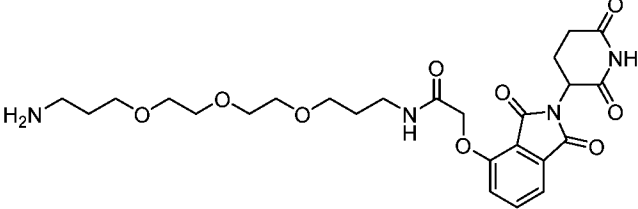
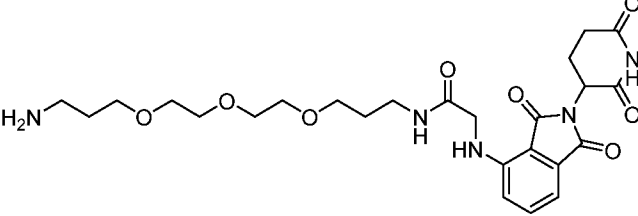
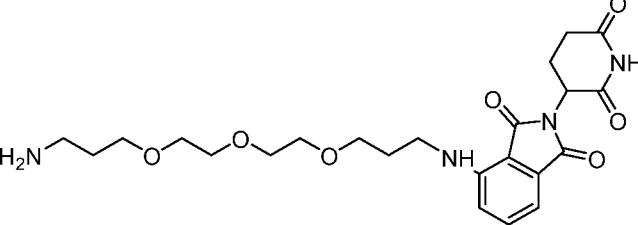
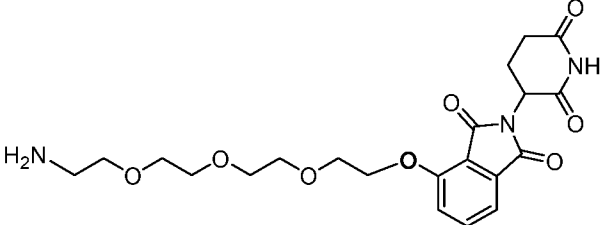
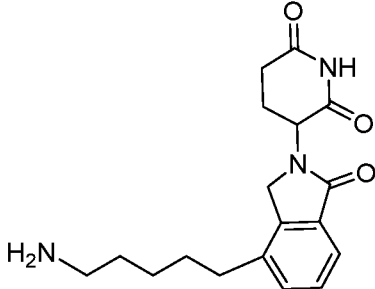
[0558] In another embodiment, Intermediates of the Disclosure are compounds represented by any one of Formulae **IV-VI**, and the pharmaceutically acceptable salts or solvates thereof, wherein L is selected from the group consisting of:

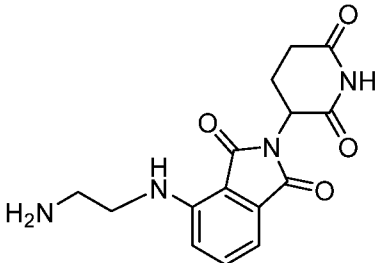
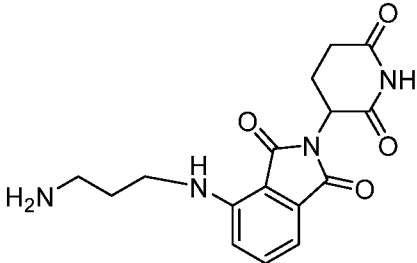
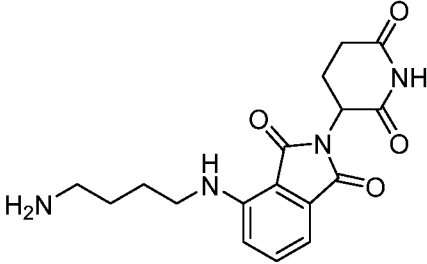
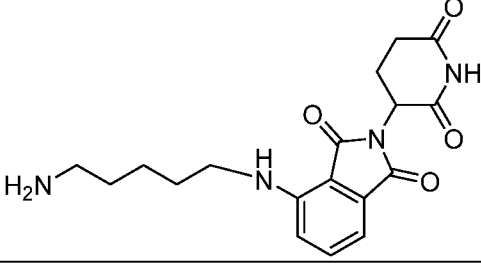
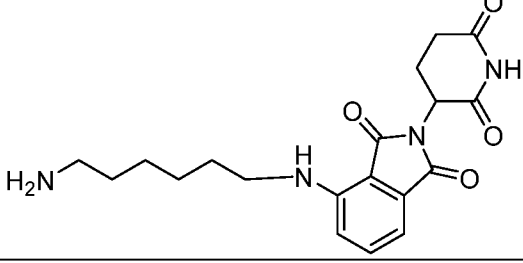
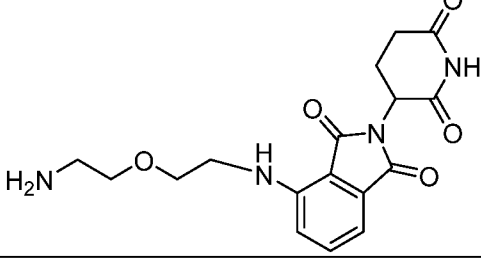


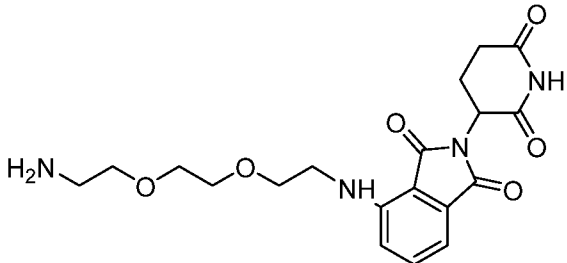
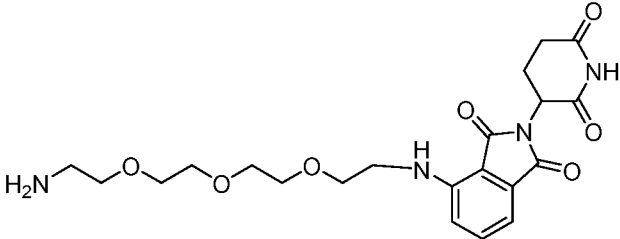
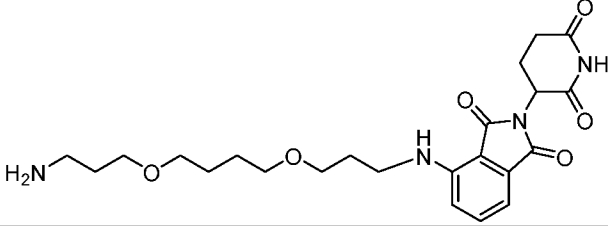
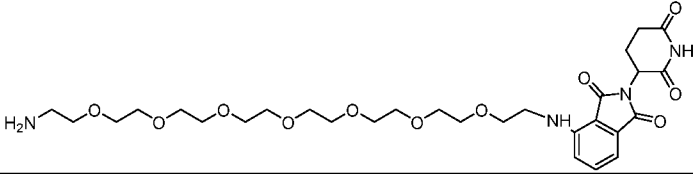
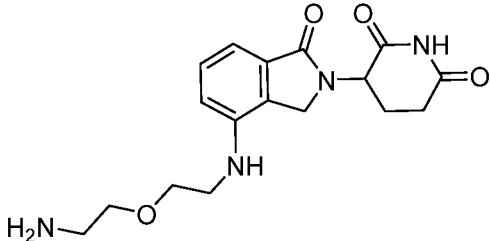
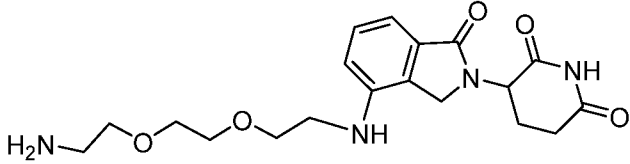
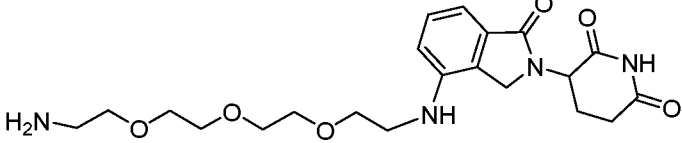
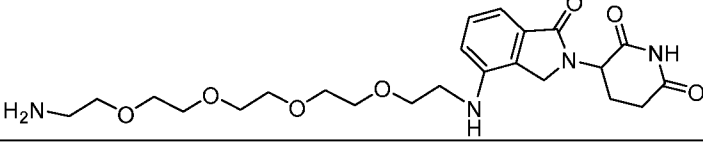
[0559] In another embodiment, Intermediates of the Disclosure are compounds of Table 2, and the pharmaceutically acceptable salts and solvates thereof.

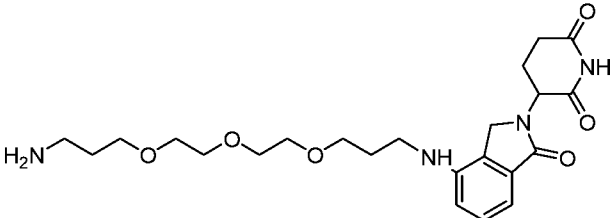
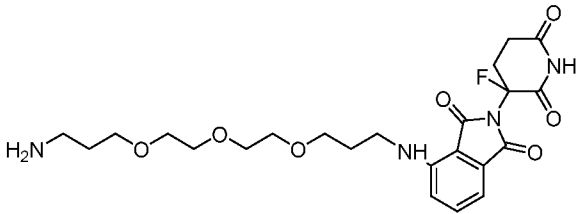
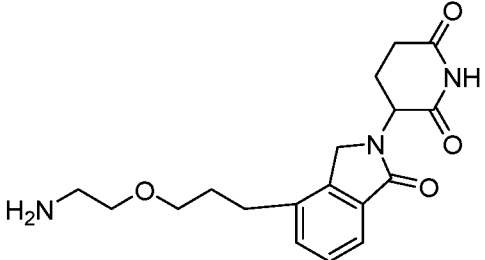
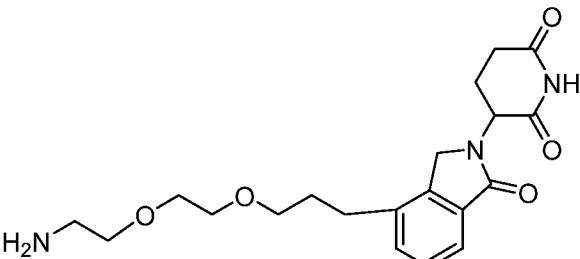
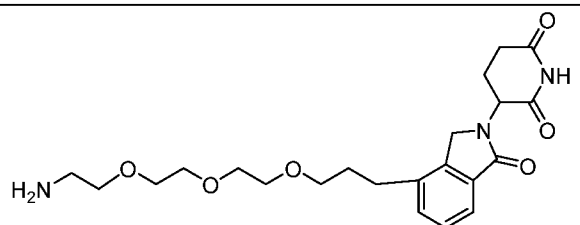
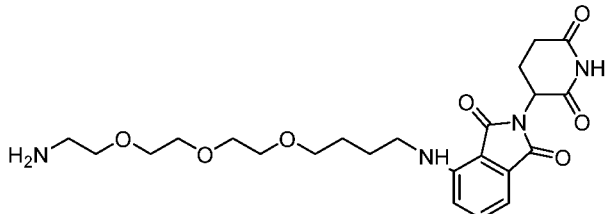
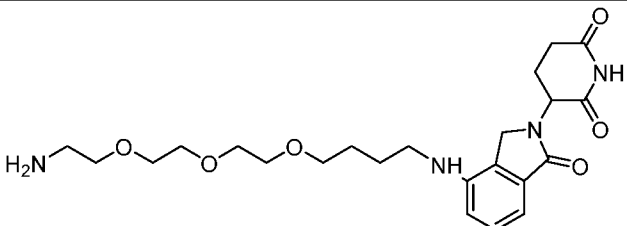
Table 2

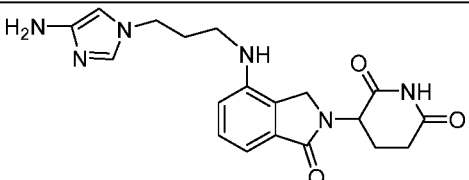
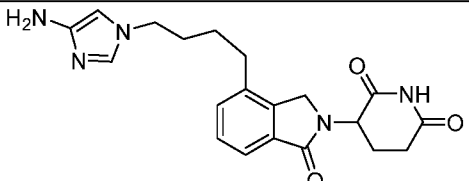
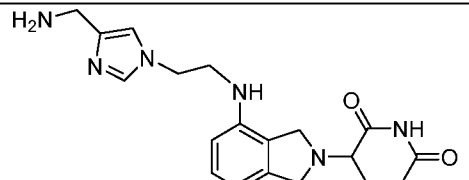
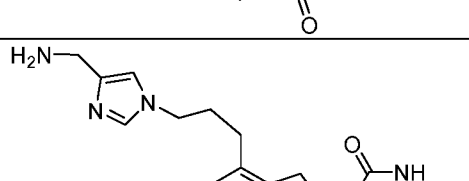
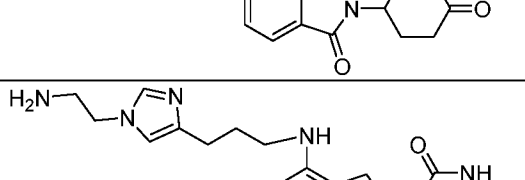
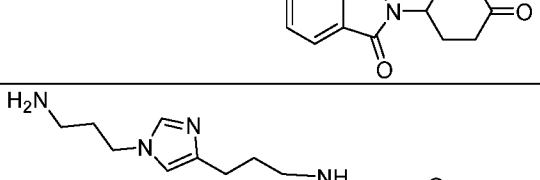
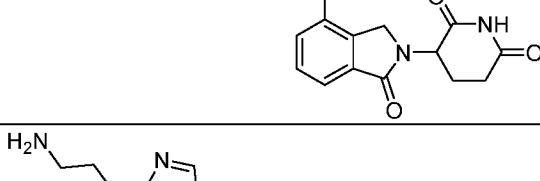
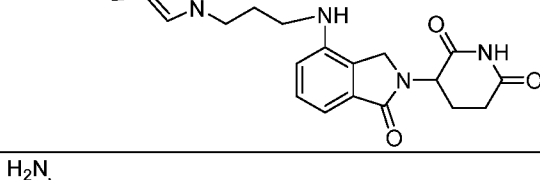
Cpd. No.	Structure
70	<chem>O=C1NC(=O)C2CCN(C2)c3c(c1)cnc3NCCCCOCCOCCOCCOCCN4CCCCC4</chem>
71	<chem>Nc1ccc(OCCOCCOCCOCCOCCN2c3ccccc3c(=O)n2C4CCNC(=O)C4=O)cc1</chem>

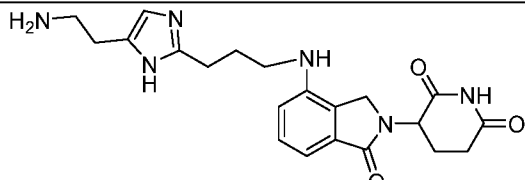
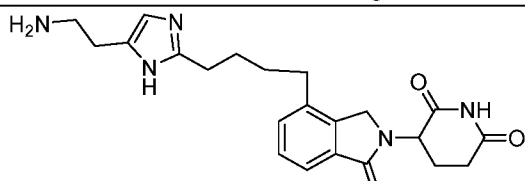
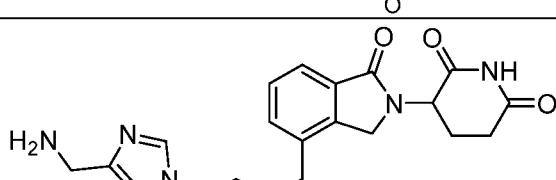
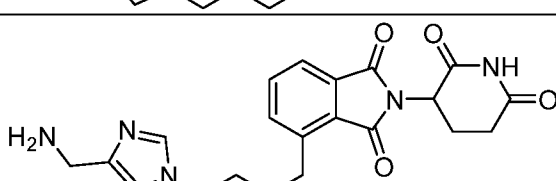
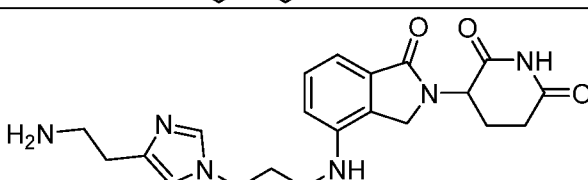
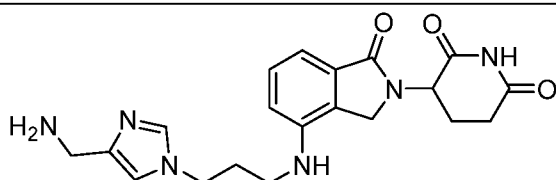
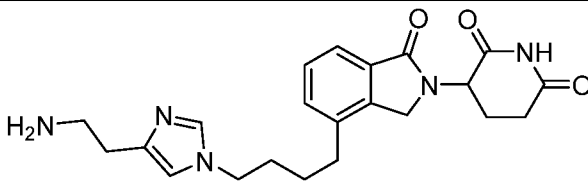
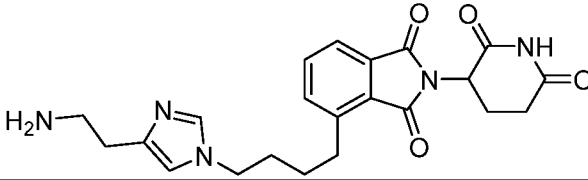
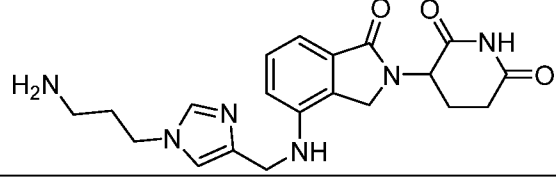
72	
73	
74	
75	
76	
77	
78	

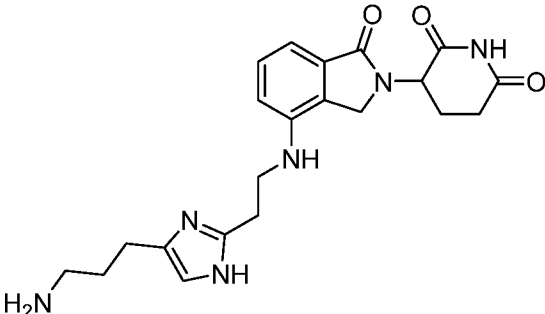
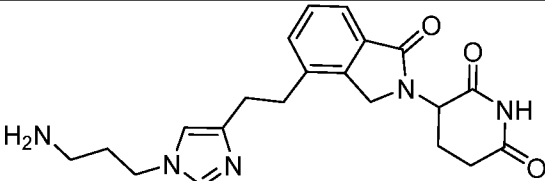
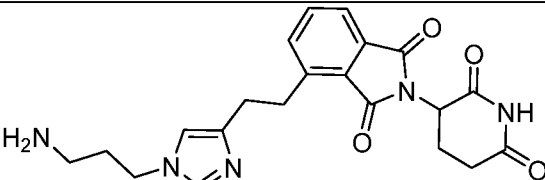
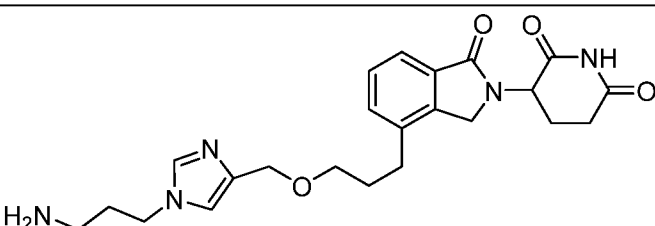
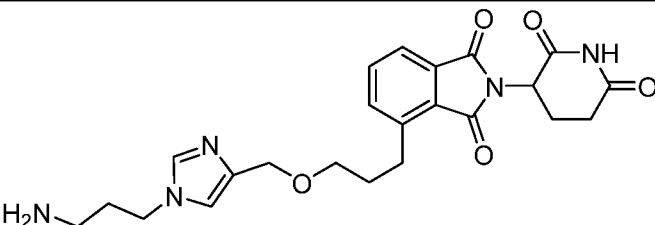
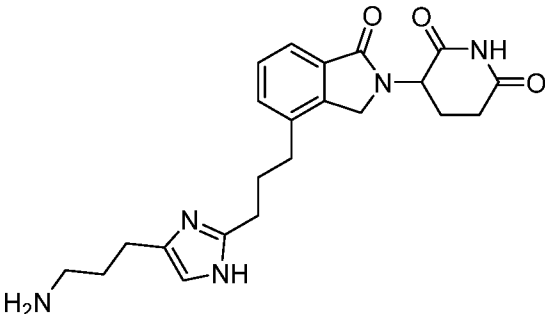
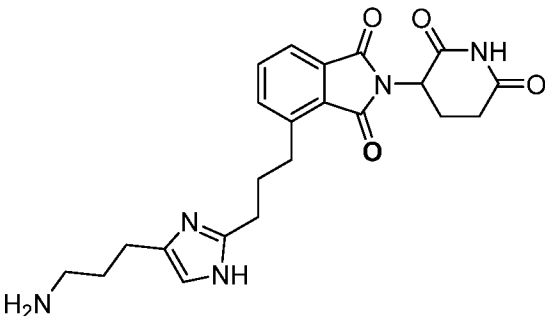
79	 <chem>NCCNC1=CC=C2C(=C1)C(=O)N(C2=O)C3=CC=CC=C3C4=CC(=C(C=C4)C(=O)N)C(=O)N</chem>
80	 <chem>NCCCCNC1=CC=C2C(=C1)C(=O)N(C2=O)C3=CC=CC=C3C4=CC(=C(C=C4)C(=O)N)C(=O)N</chem>
81	 <chem>NCCCCCNC1=CC=C2C(=C1)C(=O)N(C2=O)C3=CC=CC=C3C4=CC(=C(C=C4)C(=O)N)C(=O)N</chem>
82	 <chem>NCCCCCCNC1=CC=C2C(=C1)C(=O)N(C2=O)C3=CC=CC=C3C4=CC(=C(C=C4)C(=O)N)C(=O)N</chem>
83	 <chem>NCCCCCCCNC1=CC=C2C(=C1)C(=O)N(C2=O)C3=CC=CC=C3C4=CC(=C(C=C4)C(=O)N)C(=O)N</chem>
84	 <chem>NCCOCCNC1=CC=C2C(=C1)C(=O)N(C2=O)C3=CC=CC=C3C4=CC(=C(C=C4)C(=O)N)C(=O)N</chem>

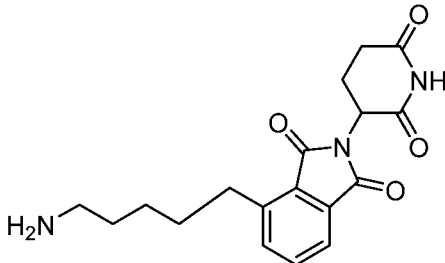
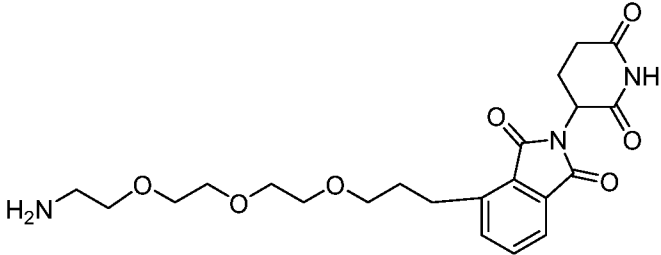
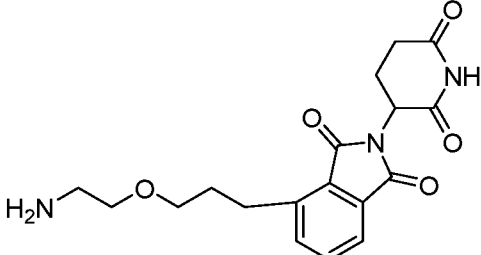
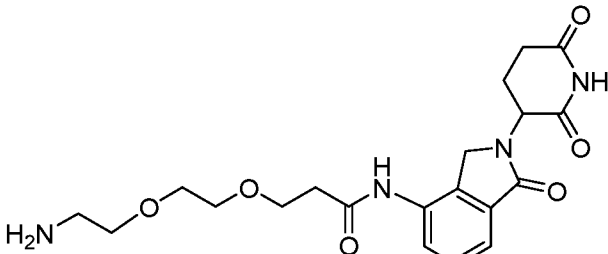
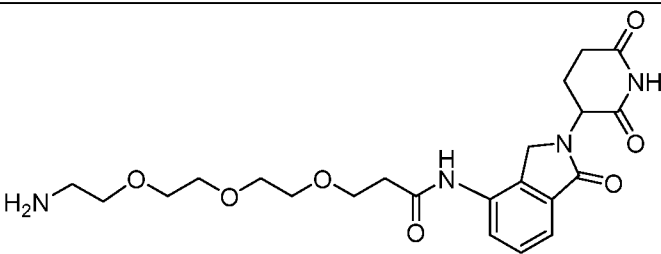
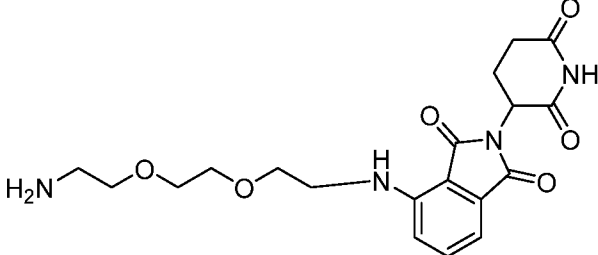
85	
86	
87	
88	
89	
90	
91	
92	

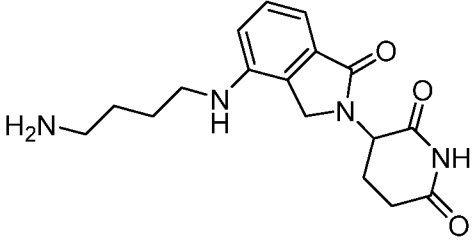
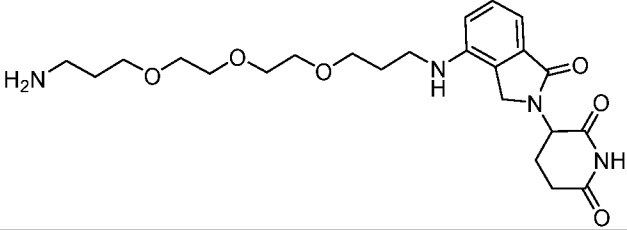
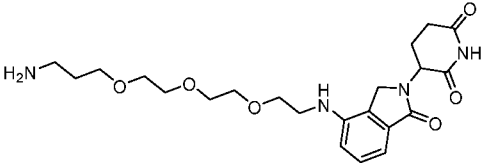
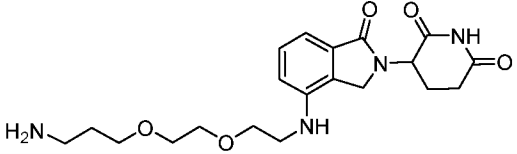
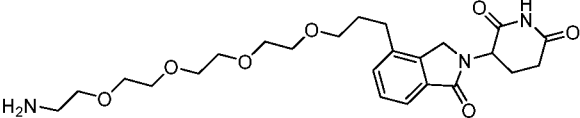
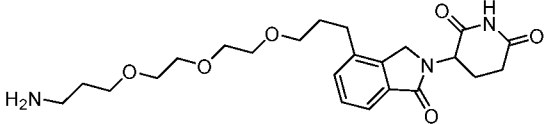
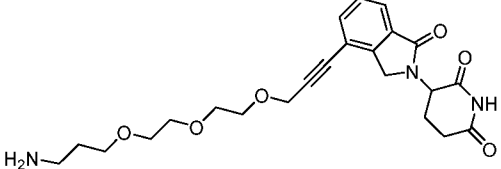
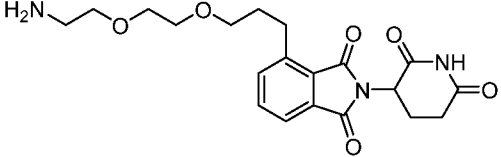
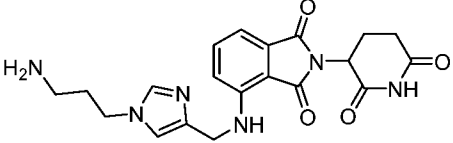
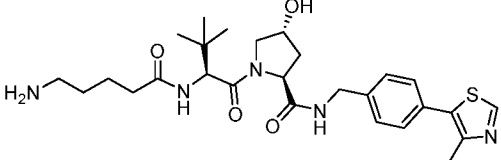
93	
94	
95	
96	
97	
98	
99	

100	
101	
102	
103	
104	
105	
106	
107	

108	
109	
110	
111	
112	
113	
114	
115	
116	

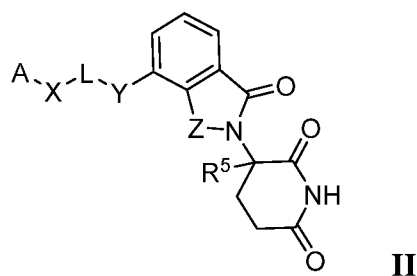
117	
118	
119	
120	
121	
122	
123	

125	
126	
127	
128	
129	
130	

131	
132	
133	
134	
135	
136	
137	
138	
139	
140	

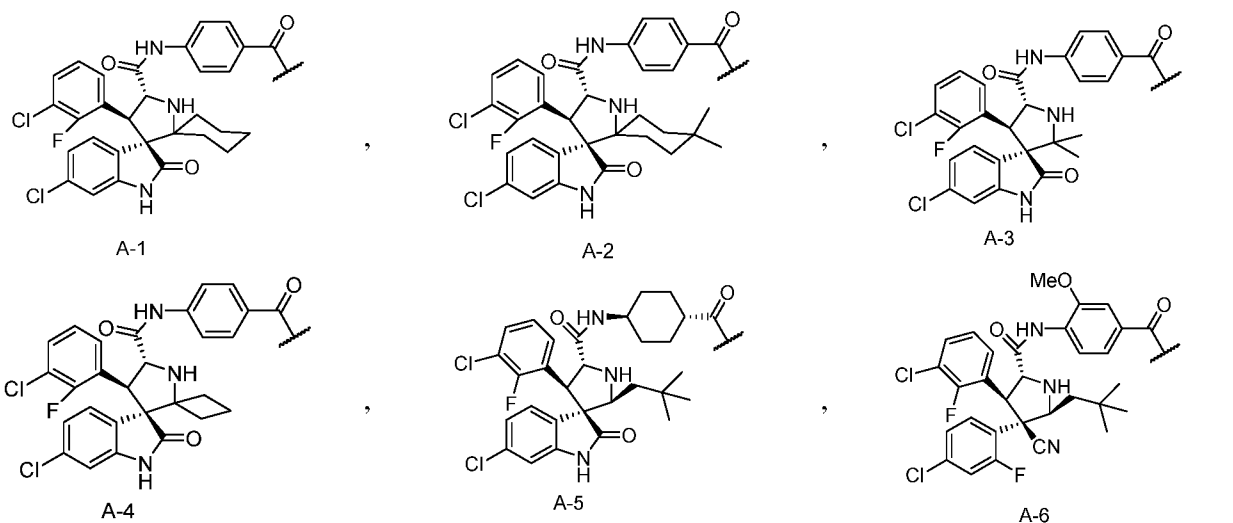
141	
142	
143	
144	
145	

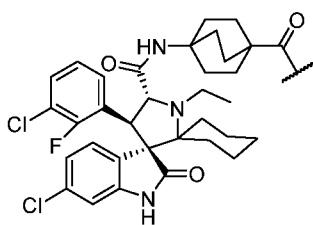
[0560] In another embodiment, the disclosure provides methods of making a compound having Formula **II**:



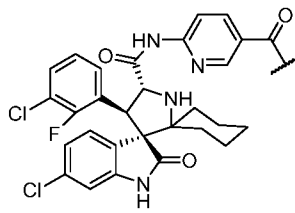
and the pharmaceutically acceptable salts or solvates thereof, wherein:

[0561] A is selected from the group consisting of:

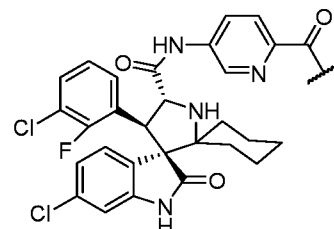




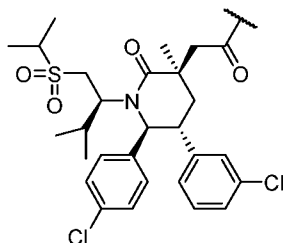
A-7



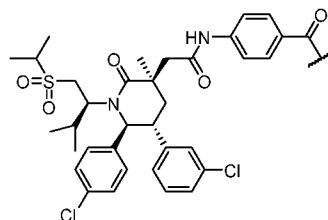
A-8



A-9



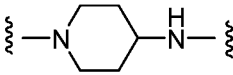
A-10

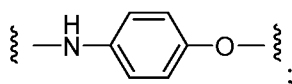


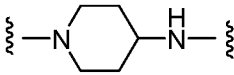
A-15

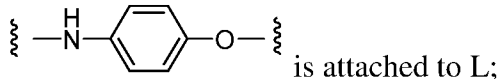
and

;

[0562] X is selected from the group consisting of $-N(R^{2a})-$, , and



[0563] wherein the $-N(H)-$ of  is attached to L and the $-O-$ of



[0564] L is selected from the group consisting of alkylene, heteroalkylene, and $-(CH_2)_m-W-(CH_2)_n-$;

[0565] W is selected from the group consisting of optionally substituted phenyl, optionally substituted 5-membered heteroaryl, and optionally substituted 6-membered heteroaryl;

[0566] m is 0, 1, 2, 3, 4, 5, 6, or 7;

[0567] n is 0, 1, 2, 3, 4, 5, 6, 7, or 8;

[0568] Y is selected from the group consisting of $-C\equiv C-$, $-O-$, $-N(R^{2b})-$, $-C(=O)N(R^{2c})-$, $-N(R^{2d})C(=O)CH_2O-$, and $-N(R^{2e})C(=O)CH_2N(R^{2f})-$; or

[0569] Y is absent;

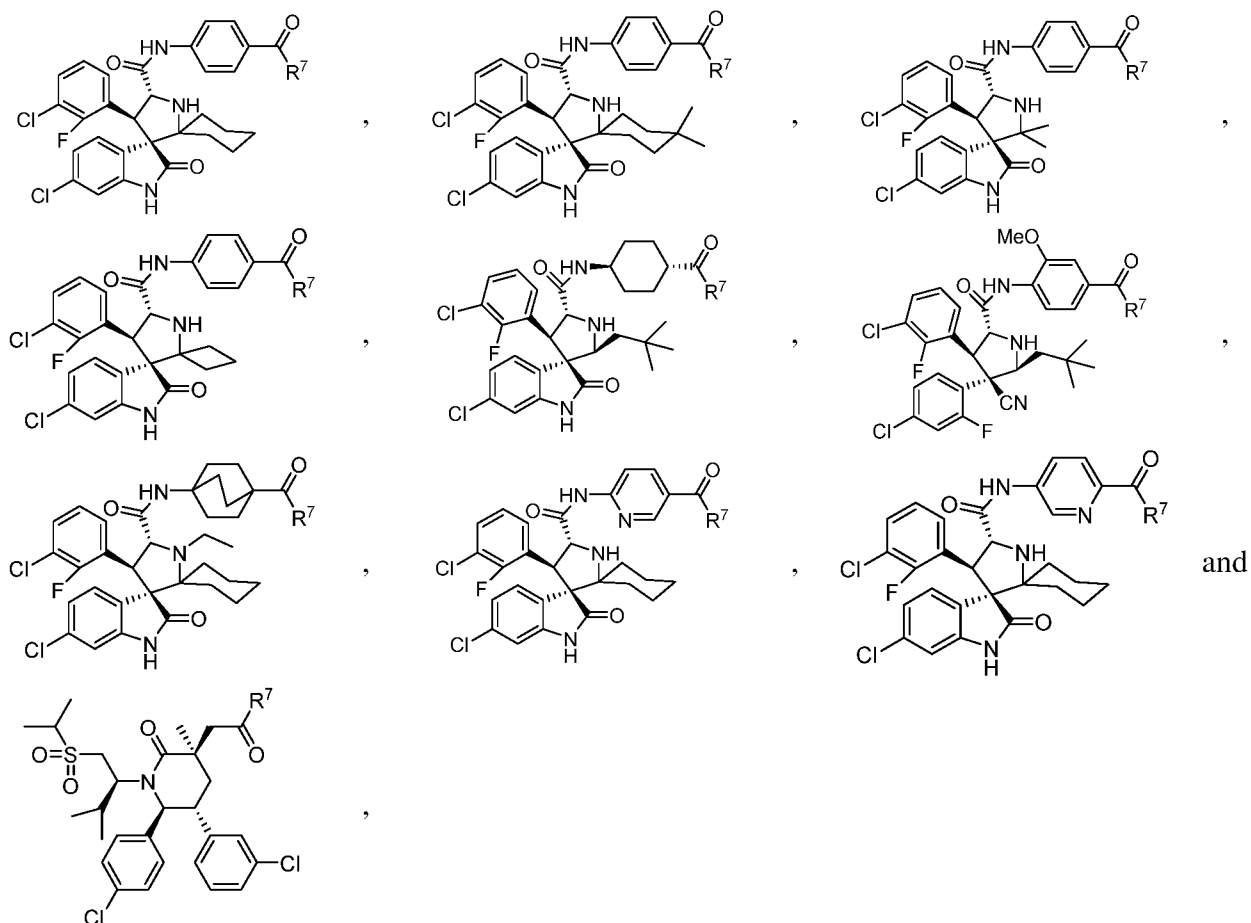
[0570] wherein the carboxamide nitrogen atom of $-N(R^{2d})C(=O)CH_2O-$ and $-N(R^{2e})C(=O)CH_2N(R^{2f})-$, and the carbon atom of $-C(=O)N(R^{2c})-$ is attached to L;

[0571] R^{2a} , R^{2b} , R^{2c} , R^{2d} , R^{2e} , and R^{2f} are each independently selected from the group consisting of hydrogen and C_{1-4} alkyl;

[0572] Z is selected from the group consisting of $-CH_2$ and $-C(=O)-$; and

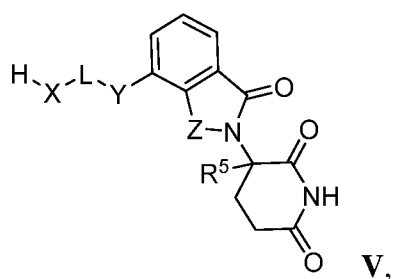
[0573] R^5 is selected from the group consisting of hydrogen, methyl, and fluoro,
the method comprising:

[0574] (1) reacting a compound selected from the group consisting of:

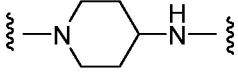


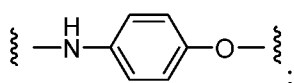
[0575] wherein R^7 is selected from the group consisting of -Cl and -OH,

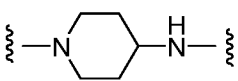
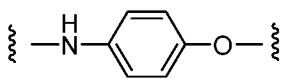
[0576] with a compound having Formula V:



[0577] wherein:

[0578] X is selected from the group consisting of $-N(R^{2a})-$, , and



[0579] wherein the -N(H)- of  is attached to L and the -O- of  is attached to L;

[0580] L is selected from the group consisting of alkylenyl, heteroalkylenyl, and $-(CH_2)_m-W-(CH_2)_n-$;

[0581] W is selected from the group consisting of optionally substituted phenyl, optionally substituted 5-membered heteroaryl, and optionally substituted 6-membered heteroaryl;

[0582] m is 0, 1, 2, 3, 4, 5, 6, or 7;

[0583] n is 0, 1, 2, 3, 4, 5, 6, 7, or 8;

[0584] Y is selected from the group consisting of $-C\equiv C-$, $-O-$, $-N(R^{2b})-$, $-C(=O)N(R^{2c})-$, $-N(R^{2d})C(=O)CH_2O-$, and $-N(R^{2e})C(=O)CH_2N(R^{2f})-$; or

[0585] Y is absent;

[0586] wherein the carboxamide nitrogen atom of $-N(R^{2d})C(=O)CH_2O-$ and $-N(R^{2e})C(=O)CH_2N(R^{2f})-$, and the carbon atom of $-C(=O)N(R^{2c})-$ is attached to L;

[0587] R^{2a} , R^{2b} , R^{2c} , R^{2d} , R^{2e} , and R^{2f} are each independently selected from the group consisting of hydrogen and C_{1-4} alkyl;

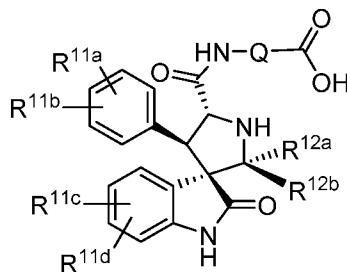
[0588] Z is selected from the group consisting of $-CH_2-$ and $-C(=O)-$; and

[0589] R^5 is selected from the group consisting of hydrogen and fluoro, and

[0590] (2) isolating the compound having Formula **II**, and the pharmaceutically acceptable salts or solvates thereof.

[0591] In another embodiment, the disclosure provides methods of making a compound having Formula **II**, and the pharmaceutically acceptable salts or solvates thereof, wherein A is A-16, the method comprising:

[0592] (1) reacting a compound having the structure:

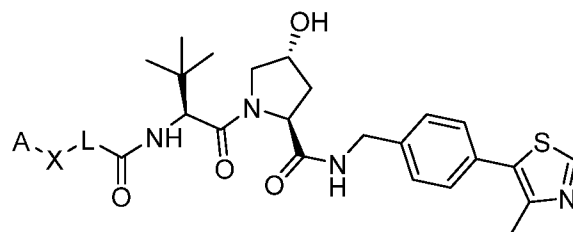


A-16

[0593] with a compound having Formula **V**, and

[0594] (2) isolating the compound having Formula II, and the pharmaceutically acceptable salts or solvates thereof.

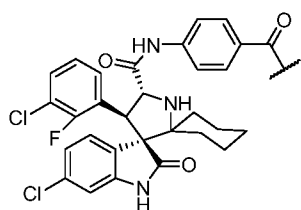
[0595] In another embodiment, the disclosure provides methods of making a compound having Formula III:



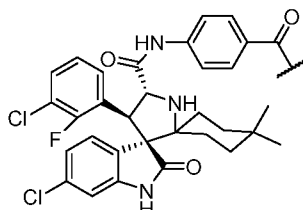
III

and the pharmaceutically acceptable salts or solvates thereof, wherein:

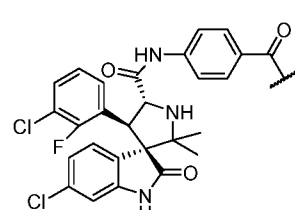
[0596] A is selected from the group consisting of:



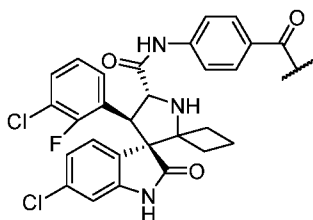
A-1



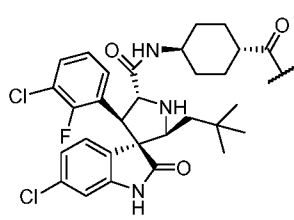
A-2



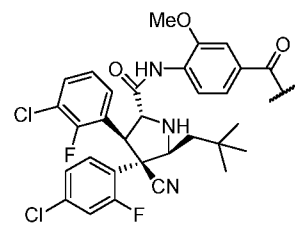
A-3



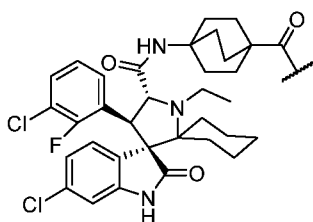
A-4



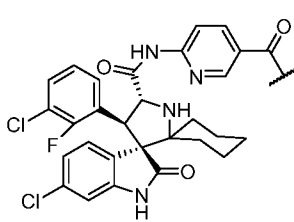
A-5



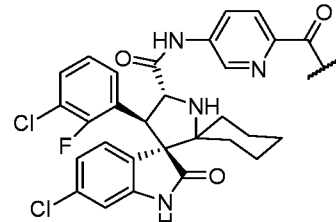
A-6



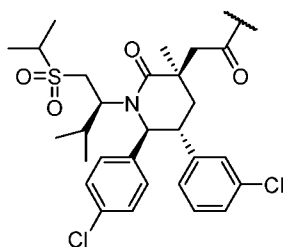
A-7



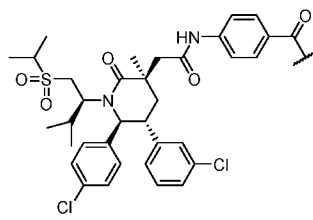
A-8



A-9

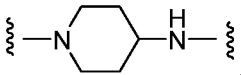
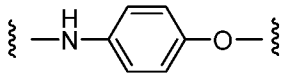


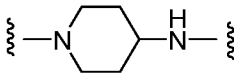
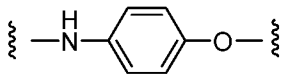
A-10



A-15

and

[0597] X is selected from the group consisting of $-N(R^{2a})-$, , and ;

[0598] wherein the $-N(H)-$ of  is attached to L and the $-O-$ of  is attached to L;

[0599] L is selected from the group consisting of alkylenyl, heteroalkylenyl, and $-(CH_2)_m-W-(CH_2)_n-$;

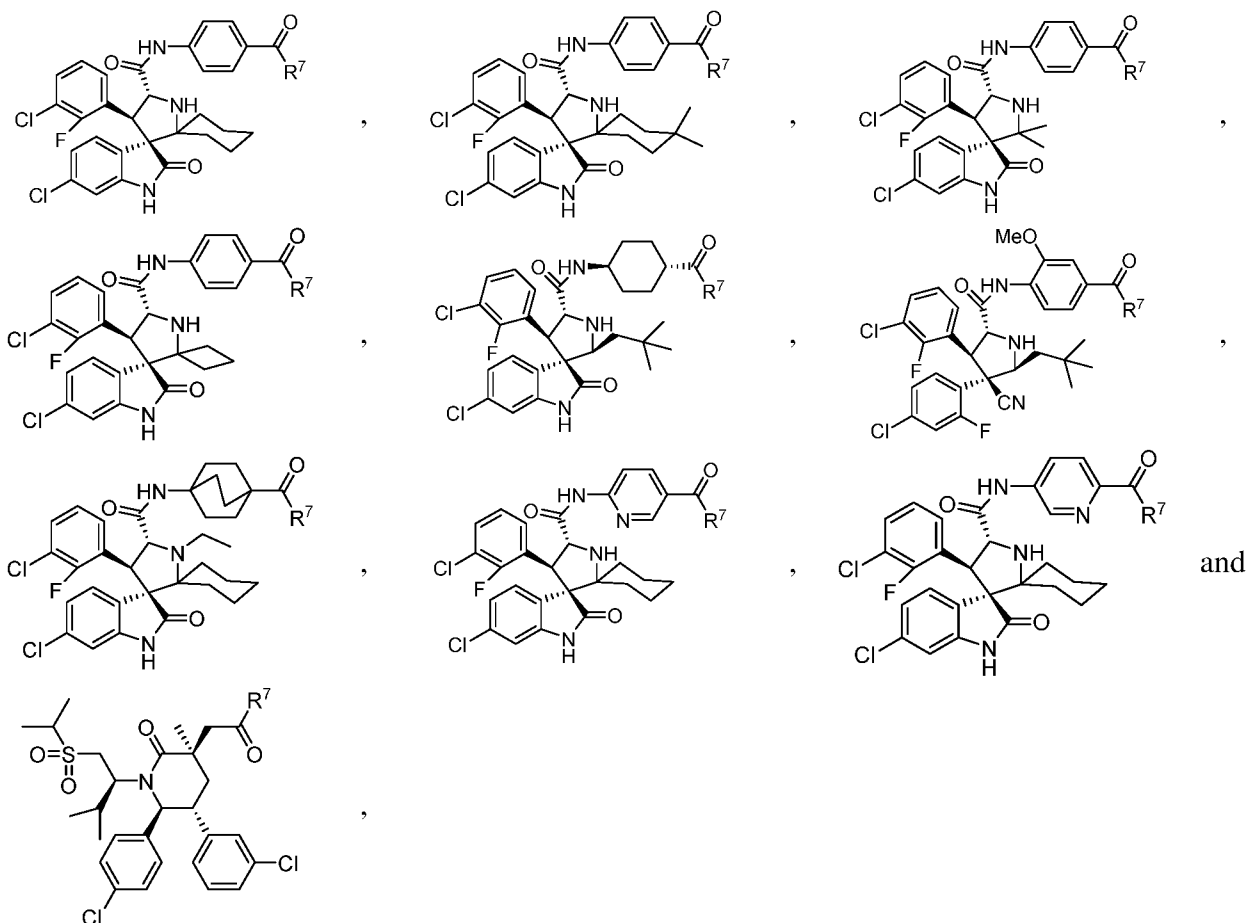
[0600] W is selected from the group consisting of optionally substituted phenyl, optionally substituted 5-membered heteroaryl, and optionally substituted 6-membered heteroaryl;

[0601] m is 0, 1, 2, 3, 4, 5, 6, or 7; and

[0602] n is 0, 1, 2, 3, 4, 5, 6, 7, or 8;

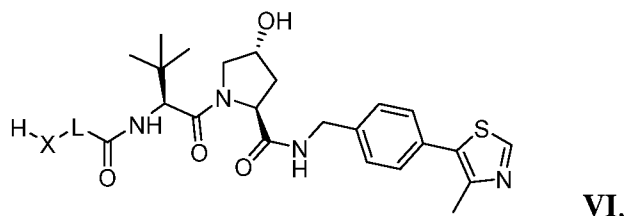
the method comprising:

[0603] (1) reacting a compound selected from the group consisting of:

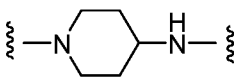
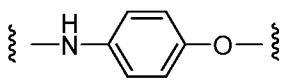


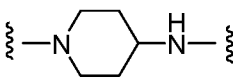
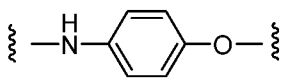
[0604] wherein R^7 is selected from the group consisting of -Cl and -OH,

[0605] with a compound having Formula **VI**:



wherein:

[0606] X is selected from the group consisting of $-N(R^{2a})-$, , and ;

[0607] wherein the $-N(H)-$ of  is attached to L and the $-O-$ of  is attached to L;

[0608] L is selected from the group consisting of alkylene, heteroalkylene, and $-(CH_2)_m-W-(CH_2)_n-$;

[0609] W is selected from the group consisting of optionally substituted phenyl, optionally substituted 5-membered heteroaryl, and optionally substituted 6-membered heteroaryl;

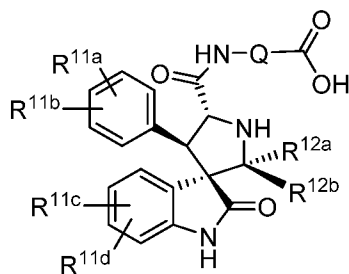
[0610] m is 0, 1, 2, 3, 4, 5, 6, or 7; and

[0611] n is 0, 1, 2, 3, 4, 5, 6, 7, or 8, and

[0612] (2) isolating the compound having Formula **III**, and the pharmaceutically acceptable salts or solvates thereof.

[0613] In another embodiment, the disclosure provides methods of making a compound having Formula **III**, and the pharmaceutically acceptable salts or solvates thereof, wherein A is A-16, the method comprising:

[0614] (1) reacting a compound having the structure:



A-16

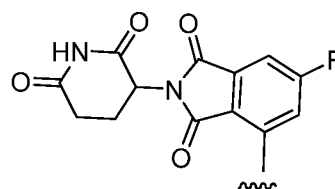
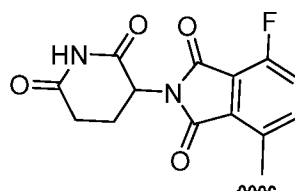
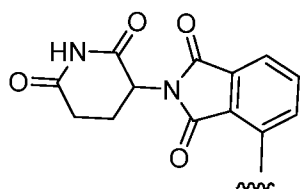
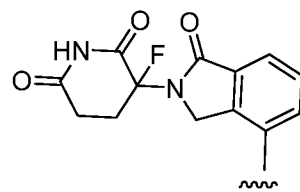
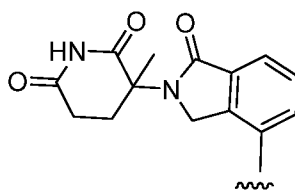
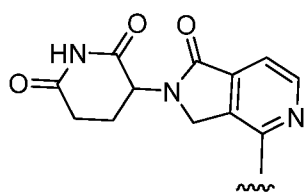
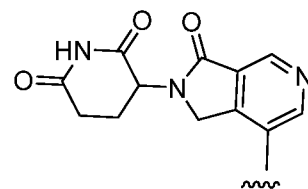
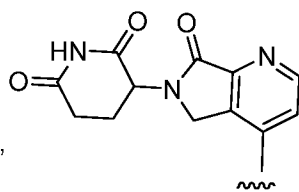
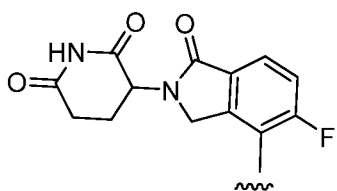
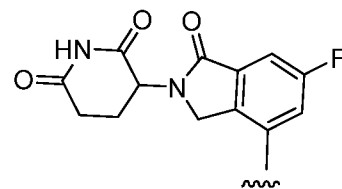
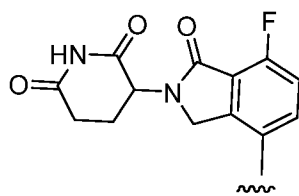
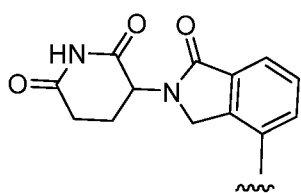
- [0615] with a compound having Formula **VI**, and
- [0616] (2) isolating the compound having Formula **III**, and the pharmaceutically acceptable salts or solvates thereof.
- [0617] Compounds of the Disclosure degrade MDM2 proteins and are useful in the treatment of a variety of diseases and conditions. In particular, Compounds of the Disclosure are useful in methods of treating a disease or condition wherein degradation MDM2 proteins provides a benefit, for example, cancers and proliferative diseases. The therapeutic methods of the disclosure comprise administering a therapeutically effective amount of a Compound of the Disclosure to an individual in need thereof. The present methods also encompass administering a second therapeutic agent to the individual in addition to the Compound of the Disclosure. The second therapeutic agent is selected from drugs known as useful in treating the disease or condition afflicting the individual in need thereof, e.g., a chemotherapeutic agent and/or radiation known as useful in treating a particular cancer.
- [0618] Salts, hydrates, and solvates of the Compounds of the Disclosure can also be used in the methods disclosed herein. The present disclosure further includes all possible stereoisomers and geometric isomers of Compounds of the Disclosure to include both racemic compounds and optically active isomers. When a Compound of the Disclosure is desired as a single enantiomer, it can be obtained either by resolution of the final product or by stereospecific synthesis from either isomerically pure starting material or use of a chiral auxiliary reagent, for example, see Z. Ma et al., *Tetrahedron: Asymmetry*, 8(6), pages 883-888 (1997). Resolution of the final product, an intermediate, or a starting material can be achieved by any suitable method known in the art. Additionally, in situations where tautomers of the Compounds of the Disclosure are possible, the present disclosure is intended to include all tautomeric forms of the compounds.
- [0619] The present disclosure encompasses the preparation and use of salts of Compounds of the Disclosure. As used herein, the pharmaceutical "pharmaceutically acceptable salt" refers to salts or zwitterionic forms of Compounds of the Disclosure. Salts of Compounds of the Disclosure can be prepared during the final isolation and purification of the compounds or separately by reacting the compound with a suitable acid. The pharmaceutically acceptable salts of Compounds of the Disclosure can be acid addition salts formed with pharmaceutically acceptable acids. Examples of acids which can be employed to form pharmaceutically acceptable salts include inorganic acids such as nitric, boric, hydrochloric, hydrobromic, sulfuric, and phosphoric, and organic acids

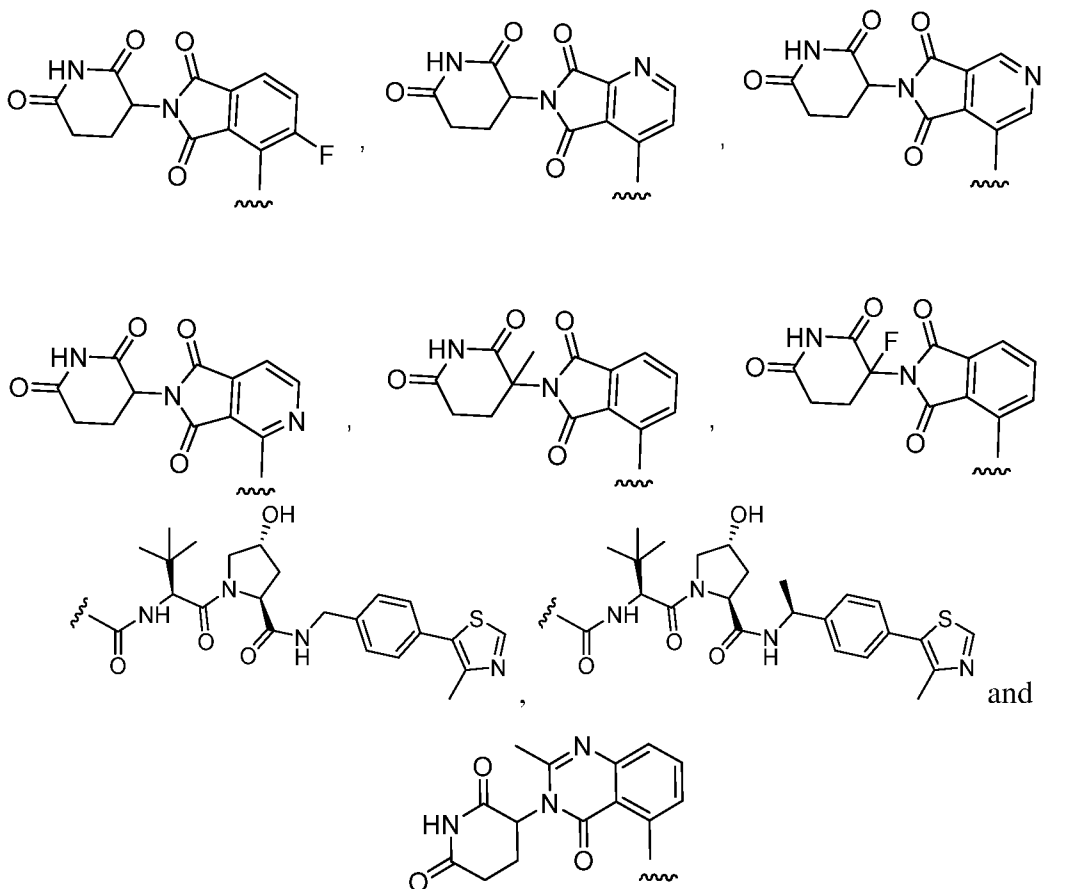
such as oxalic, maleic, succinic, and citric. Non-limiting examples of salts of compounds of the disclosure include, but are not limited to, the hydrochloride, hydrobromide, hydroiodide, sulfate, bisulfate, 2-hydroxyethansulfonate, phosphate, hydrogen phosphate, acetate, adipate, alginate, aspartate, benzoate, bisulfate, butyrate, camphorate, camphorsulfonate, digluconate, glycerolphosphate, hemisulfate, heptanoate, hexanoate, formate, succinate, fumarate, maleate, ascorbate, isethionate, salicylate, methanesulfonate, mesitylenesulfonate, naphthylenesulfonate, nicotinate, 2-naphthalenesulfonate, oxalate, pamoate, pectinate, persulfate, 3-phenylpropionate, picrate, pivalate, propionate, trichloroacetate, trifluoroacetate, phosphate, glutamate, bicarbonate, paratoluenesulfonate, undecanoate, lactate, citrate, tartrate, gluconate, methanesulfonate, ethanedisulfonate, benzene sulfonate, and p-toluenesulfonate salts. In addition, available amino groups present in the compounds of the disclosure can be quaternized with methyl, ethyl, propyl, and butyl chlorides, bromides, and iodides; dimethyl, diethyl, dibutyl, and diamyl sulfates; decyl, lauryl, myristyl, and steryl chlorides, bromides, and iodides; and benzyl and phenethyl bromides. In light of the foregoing, any reference Compounds of the Disclosure appearing herein is intended to include compounds of Compounds of the Disclosure as well as pharmaceutically acceptable salts, hydrates, or solvates thereof.

[0620] The present disclosure encompasses the preparation and use of solvates of Compounds of the Disclosure. Solvates typically do not significantly alter the physiological activity or toxicity of the compounds, and as such may function as pharmacological equivalents. The term "solvate" as used herein is a combination, physical association and/or solvation of a compound of the present disclosure with a solvent molecule such as, e.g. a disolvate, monosolvate or hemisolvate, where the ratio of solvent molecule to compound of the present disclosure is about 2:1, about 1:1 or about 1:2, respectively. This physical association involves varying degrees of ionic and covalent bonding, including hydrogen bonding. In certain instances, the solvate can be isolated, such as when one or more solvent molecules are incorporated into the crystal lattice of a crystalline solid. Thus, "solvate" encompasses both solution-phase and isolatable solvates. Compounds of the Disclosure can be present as solvated forms with a pharmaceutically acceptable solvent, such as water, methanol, and ethanol, and it is intended that the disclosure includes both solvated and unsolvated forms of Compounds of the Disclosure. One type of solvate is a hydrate. A "hydrate" relates to a particular subgroup of solvates where the solvent molecule is water. Solvates typically can

function as pharmacological equivalents. Preparation of solvates is known in the art. See, for example, M. Caira *et al*, *J. Pharmaceut. Sci.*, 93(3):601-611 (2004), which describes the preparation of solvates of fluconazole with ethyl acetate and with water. Similar preparation of solvates, hemisolvates, hydrates, and the like are described by E.C. van Tonder *et al.*, *AAPS Pharm. Sci. Tech.*, 5(1):Article 12 (2004), and A.L. Bingham *et al.*, *Chem. Commun.* 603-604 (2001). A typical, non-limiting, process of preparing a solvate would involve dissolving a Compound of the Disclosure in a desired solvent (organic, water, or a mixture thereof) at temperatures above 20°C to about 25°C, then cooling the solution at a rate sufficient to form crystals, and isolating the crystals by known methods, e.g., filtration. Analytical techniques such as infrared spectroscopy can be used to confirm the presence of the solvent in a crystal of the solvate.

[0621] A "monovalent radical of a ligand for an E3 ubiquitin ligase protein" is derived from the removal of a hydrogen or other suitable atom, e.g., Br, I, or group, e.g., -OH, from a parent E3 ubiquitin ligase protein ligand. The removal of a hydrogen atom or other suitable atom or group facilitates the linkage of the parent E3 ubiquitin ligase protein ligand to a target protein inhibitor to give a heterobifunctional compound having any one of Formulae **I-A** or **I-III**, as defined above. In one embodiment, a hydrogen atom is removed from any suitable -NH₂ group of the parent E3 ubiquitin ligase protein ligand. In another embodiment, a hydrogen atom is removed from any suitable -OH group of the parent E3 ubiquitin ligase protein ligand. In another embodiment, a hydrogen atom is removed from any suitable -N(H)- group of the parent E3 ubiquitin ligase protein ligand. In another embodiment, a hydrogen atom is removed from any suitable -CH₃, -CH₂-, -CH= group of the parent E3 ubiquitin ligase protein ligand. In another embodiment, a Br or I atom is removed from any suitable aryl or heteroaryl group of the parent E3 ubiquitin ligase protein ligand. Exemplary non-limiting monovalent radicals of E3 ubiquitin ligase protein ligands include:





[0622] A "ligand for an E3 ubiquitin ligase protein" or "parent ligand for an E3 ubiquitin ligase protein" or "E3 ubiquitin ligase protein ligand" and the like refers to a compound that binds, e.g., inhibits, an E3 ubiquitin ligase protein, including the von Hippel–Lindau protein (VHL). Ligands for E3 ubiquitin ligase proteins are known to those of ordinary skill in the art. Exemplary non-limiting ligands for an E3 ubiquitin ligase protein include phthalimide-based drugs such as thalidomide.

[0623] A "monovalent radical of a MDM2 inhibitor" is derived from the removal of a hydrogen or other suitable atom, e.g., Br, I, or group, e.g., -OH, from a parent MDM2 inhibitor. The removal of a hydrogen atom or other suitable atom or group facilitates the linkage of the MDM2 inhibitor to an E3 ubiquitin ligase protein ligand to give a heterobifunctional compound having any one of Formulae **I-A** or **I-III**, as defined above. In one embodiment, a hydrogen atom is removed from any suitable -NH₂ group of the parent MDM2 inhibitor. In another embodiment, a hydrogen atom is removed from any suitable -OH group of the parent MDM2 inhibitor. In another embodiment, a hydrogen atom is removed from any suitable -N(H)- group of the parent MDM2 inhibitor. In another embodiment, a hydrogen atom is removed from any suitable -CH₃, -CH₂-, -CH=, or -C≡CH group of the parent MDM2 inhibitor. In another embodiment, the hydrogen

atom is removed from any suitable -OH group of the parent MDM2 inhibitor. In another embodiment, the -OH group is removed from any suitable -C(=O)OH group of the parent MDM2 inhibitor. In another embodiment, a Br or I atom is removed from any suitable aryl or heteroaryl group of the parent MDM2 inhibitor.

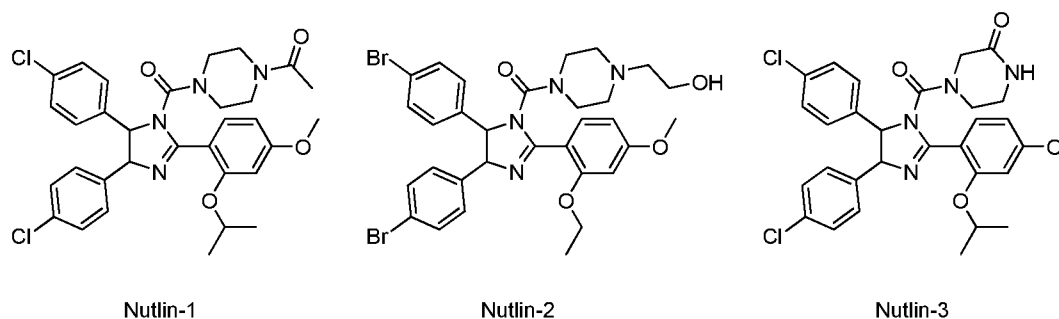
[0624] A "linker" is a divalent chemical moiety that joins a monovalent radical of a ligand for an E3 ubiquitin ligase protein and a monovalent radical of a MDM2 inhibitor.

[0625] A "MDM2 inhibitor" or "parent MDM2 inhibitor" and the like refer to a compound that disrupts the p53-MDM2 interaction and/or interferes with MDM2 activity. MDM2 inhibitors are known to those of ordinary skill in the art. *See, e.g.,* Shangary. *et al.*, *Annual Review Of Pharmacology and Toxicology* 49: 223-241 (2009); and Weber, *Expert Opinion On Therapeutic Patents* 20: 179-191 (2010).

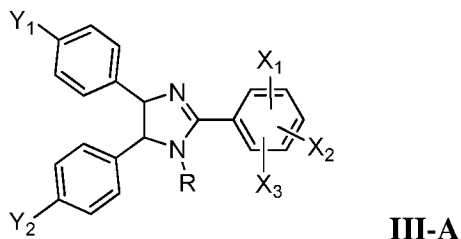
[0626] In one embodiment, the MDM2 inhibitor is a spiro-oxindole compound. As used herein, the term "spiro-oxindole MDM2 inhibitor" refers, for example, to a compound disclosed and/or claimed in U.S. Patent Nos. 7,759,383; 7,737,174; 8,518,984; 8,680,132; or 8,629,141. In another embodiment, the term "spiro-oxindole MDM2 inhibitor" refers to a compound disclosed and/or claimed in US 2015/0291611, US 2016/0000764, or US 2016/0052938.

[0627] In another embodiment, the MDM2 inhibitor is a cis-imidazoline compound. As used herein, the term "cis-imidazoline MDM2 inhibitor" refers, for example, to a compound disclosed and/or claimed in U.S. Patent Nos. 6,617,346; 6,734,302; 7,132,421; 7,425,638; or 7,579,368; or U.S. Patent Application Publication Nos. 2005/0288287 or U.S. 2009/0143364. A cis-imidazoline MDM2 inhibitor is commonly referred to as a "nutlin." In a particular embodiment, the cis-imidazoline is Nutlin-1, Nutlin-2, or Nutlin-3 (Chart 3; see Vassilev, L.T. *et al.*, *Science* 303:844-848 (2004)).

Chart 3: Nutlin MDM2 inhibitors



[0628] In another particular embodiment, the MDM2 inhibitor is any one of the inhibitors disclosed and/or claimed in U.S. 6,734,302. For example, the MDM2 inhibitor is a compound of Formula **III-A**:



or pharmaceutically acceptable salts or esters thereof, wherein:

[0629] R is $-C=OR^1$;

[0630] wherein R^1 is selected from C_1 - C_4 alkyl, $-C=CHCOOH$, $-NHCH_2CH_2R^2$, $-N(CH_2CH_2OH)CH_2CH_2OH$, $-N(CH_3)CH_2CH_2NHCH_3$, $-N(CH_3)CH_2CH_2N(CH_3)CH_3$, saturated 4-, 5- and 6-membered rings, and saturated and unsaturated 5- and 6-membered rings containing at least one hetero atom wherein the hetero atom is selected from S, N and O and being optionally substituted with a group selected from lower alkyl, $-C=O-R^5$, $-OH$, lower alkyl substituted with hydroxy, lower alkyl substituted with $-NH_2$, N-lower alkyl, $-SO_2CH_3$, $=O$, $-CH_2C=OCH_3$, and 5- and 6-membered saturated rings containing at least one hetero atom selected from S, N and O;

[0631] wherein R^5 is selected from H, lower alkyl, $-NH_2$, $-N$ -lower alkyl, lower alkyl substituted with hydroxy, and lower alkyl substituted with NH_2 ;

[0632] wherein R^2 is selected from $-N(CH_3)CH_3$, $-NHCH_2CH_2NH_2$, $-NH_2$, morpholinyl and piperazinyl;

[0633] X_1 , X_2 and X_3 are independently selected from $-OH$, C_1 - C_2 alkyl, C_1 - C_5 alkoxy, $-Cl$, $-Br$, $-F$, $-CH_2OCH_3$, and $-CH_2OCH_2CH_3$;

[0634] or one of X_1 , X_2 or X_3 is H and the other two are independently selected from hydroxy, lower alkyl, lower alkoxy, $-Cl$, $-Br$, $-F$, $-CF_3$, $-CH_2OCH_3$, $-CH_2OCH_2CH_3$, $-OCH_2CH_2R^3$, $-OCH_2CF_3$, and $-OR^4$;

[0635] or one of X_1 , X_2 or X_3 is H and the other two taken together with the two carbon atoms and the bonds between them from the benzene ring to which they are substituted form a 5- or 6-membered saturated ring that contains at least one hetero atom selected from S, N, and O, wherein R^3 is selected from $-F$, $-OCH_3$, $-N(CH_3)CH_3$, unsaturated 5-

and 6-membered rings containing at least one hetero atom wherein the hetero atom is selected from S, N and O;

[0636] wherein R⁴ is a 3- to 5-membered saturated ring; and

[0637] Y₁ and Y₂ are each independently selected from -Cl, -Br, -NO₂, -C≡N, and -C≡CH.

[0638] In another embodiment, the MDM2 inhibitor is a substituted piperidine compound. As used herein, the term "substituted piperidine MDM2 inhibitor" refers, for example, to a compound disclosed and/or claimed in U.S. Patent Nos. 7,060,713 or 7,553,833.

[0639] In another embodiment, the MDM2 inhibitor is a spiroindolinone compound. As used herein, the term "spiroindolinone MDM2 inhibitor" refers, for example, to a compound disclosed and/or claimed in U.S. Patent Nos. 6,916,833; 7,495,007; or 7,638,548.

[0640] In another embodiment, the MDM2 inhibitor is an oxindole compound. As used herein, the term "oxindole MDM2 inhibitor" refers, for example, to a compound disclosed and/or claimed in U.S. 7,576,082.

[0641] In another embodiment, the MDM2 inhibitor is a diphenyl-dihydro-imidazopyridinone compound. As used herein, the term "diphenyl-dihydro-imidazopyridinone MDM2 inhibitor" refers, for example, to a compound disclosed and/or claimed in U.S. 7,625,895.

[0642] In another embodiment, the MDM2 inhibitor is an imidazothiazole compound. As used herein, the term "imidazothiazole MDM2 inhibitor" refers, for example, to a compound disclosed and/or claimed in U.S. 2009/0312310.

[0643] In another embodiment, the MDM2 inhibitor is a deazaflavin compound. As used herein, the term "deazaflavin MDM2 inhibitor" refers, for example, to a compound disclosed and/or claimed in U.S. Patent Application Publication Nos. 2006/0211718 or 2010/0048593.

[0644] In another embodiment, the MDM2 inhibitor is a benzodiazapine compound. As used herein, the term "benzodiazapine MDM2 inhibitor" refers, for example, to a compound disclosed and/or claimed in U.S. 2005/0227932.

[0645] In another embodiment, the MDM2 inhibitor is a isoindolin-1-one compound. As used herein, the term "isoindolin-1-one MDM2 inhibitor" refers, for example, to a compound disclosed and/or claimed in U.S. 2008/0261917.

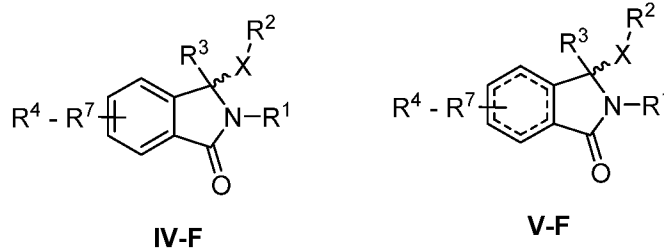
[0646] In another embodiment, the MDM2 inhibitor is a boronic acid. As used herein, the term "boronic acid MDM2 inhibitor" refers, for example, to a compound disclosed and/or claimed in U.S. Patent Application Publication Nos. 2009/0227542 or 2008/0171723.

[0647] In another embodiment, the MDM2 inhibitor is a peptide or polypeptide. As used herein, the term "peptidic MDM2 inhibitor" refers for example, to a compound disclosed and/or claimed in U.S. 7,083,983; U.S. 2006/0211757 A1; U.S. 2005/0137137; U.S. 2002/0132977; U.S. 2009/0030181; or WO 2008/106507.

[0648] In another embodiment, the MDM2 inhibitor is a compound disclosed and/or claimed in any of Shangary, S, *et al.*, *Proc. Natl. Acad. Sci. U S A.* 105:3933-3938 (2008); Vassilev, L.T., *Trends Mol. Med.* 13:23-31 (2007); Vassilev, L.T. *et al.*, *Science* 303:844-848 (2004); Ding, K. *et al.*, *J. Med. Chem.* 49:3432-3435 2006; Shangary, S. *et al.*, *Clin. Cancer Res.* 14:5318-5324 (2008); Chene, P., *Molecular Cancer Research* 2:20-28 (2004); Pazgier *et al.*, *Proc. Natl. Acad. Sci. U S A.* 106:4665-4670 (2009); U.S. 2008/0280769; U.S. 008/0039472; U.S. 2009/0149493; or U.S. 2004/0171035.

[0649] In another embodiment, the MDM2 inhibitor is a compound disclosed and/or claimed in any of WO 2009/151069 A1; WO 2009/037343 A1 (U.S. Application No. 12/678,680); WO 2008/125487 A1 (U.S. Patent No. 7,625,895); WO 2008/119741 A2 (U.S. Application No. 12/593,721); and WO 2009/156735 A2.

[0650] In another particular embodiment, the MDM2 inhibitor is any one of the inhibitors disclosed and/or claimed in WO 2009/156735 A2. For example, the MDM2 inhibitor is a compound of Formulae **IV-F** or **V-F**:

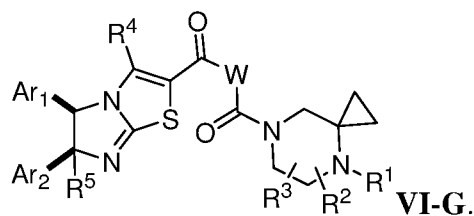


wherein in both Formulae **IV-F** and **V-F**:

[0651] X is selected from O, N or S;

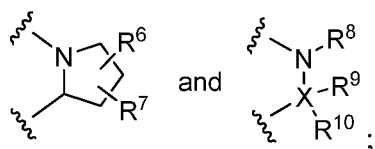
[0652] R¹ is selected from hydrogen, substituted or unsubstituted alkyl, substituted or unsubstituted hydroxyalkyl, substituted or unsubstituted alkylamine, substituted or unsubstituted aryl, substituted or unsubstituted heteroaryl, substituted or unsubstituted aralkyl, and substituted or unsubstituted heteroaralkyl;

- [0653] R^2 is selected from hydrogen, substituted or unsubstituted alkenyl, substituted or unsubstituted alkynyl, substituted or unsubstituted branched hydroxyalkyl, substituted or unsubstituted cycloalkyl having 6 ring carbon atoms or greater, substituted or unsubstituted cycloalkenyl, hydroxyalkylaralkyl, hydroxyalkylhetero aralkyl, and a carboxylic acid-containing group;
- [0654] R^3 is selected from hydrogen, substituted or unsubstituted alkyl, substituted or unsubstituted hydroxyalkyl, substituted or unsubstituted alkylamine, substituted or unsubstituted alkoxy, substituted or unsubstituted aryl, substituted or unsubstituted heteroaryl, substituted or unsubstituted aralkyl, and substituted or unsubstituted heteroaralkyl; and
- [0655] $R^4 - R^7$ represents groups R^4 , R^5 , R^6 and R^7 which are independently selected from hydrogen, halo, hydroxy, substituted or unsubstituted alkyl, substituted or unsubstituted hydroxyalkyl, substituted or unsubstituted alkenyl, substituted or unsubstituted alkynyl, substituted or unsubstituted heteroaryl, substituted or unsubstituted heteroaralkyl, substituted or unsubstituted alkylamine, substituted or unsubstituted alkoxy, trifluoromethyl, amino, nitro, carboxyl, carbonylmethylsulfone, trifluoromethylsulfone, cyano and substituted or unsubstituted sulfonamide;
- [0656] wherein R^2 is substituted or unsubstituted branched hydroxyalkyl, X is O or S; and
- [0657] wherein R^2 is hydrogen, at least one of $R^4 - R^7$ is not hydrogen and R^3 is not a benzimidazole derivative or a benzimidazoline derivative; and wherein, in the Formula V, the 6-membered ring may have 0, 1, or 2 C=C double bonds.
- [0658] In a particular embodiment, the MDM2 inhibitor is any one of the inhibitors disclosed and/or claimed in WO 2009/1511069 A1. For example, the MDM2 inhibitor is a compound of Formula VI-G:



- [0659] Possible examples of substituent groups include where:
- [0660] Ar_1 and Ar_2 are each independently selected from the group consisting of optionally substituted aryl and optionally substituted heteroaryl;

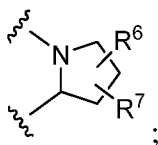
- [0661] R^1 is selected from the group consisting of hydrogen, optionally substituted alkyl, and $-\text{COR}^{1a}$;
- [0662] R^{1a} is selected from the group consisting of hydrogen, optionally substituted alkyl, optionally substituted cycloalkyl, and optionally substituted aryl;
- [0663] R^2 and R^3 are each independently selected from the group consisting of hydrogen and optionally substituted alkyl; or
- [0664] R^2 and R^3 taken together form a 3- to 6-membered optionally substituted cycloalkyl or heterocyclo;
- [0665] R^4 and R^5 are each independently selected from the group consisting of hydrogen, optionally substituted alkyl, optionally substituted cycloalkyl, and optionally substituted aryl;
- [0666] W is selected from the group consisting of:



wherein:

- [0667] R^6 and R^7 are each independently selected from the group consisting of hydrogen, hydroxy and optionally substituted alkyl; or
- [0668] R^6 and R^7 taken together form a 3- to 6-membered optionally substituted cycloalkyl or an oxo, i.e., $\text{C}=\text{O}$;
- [0669] R^8 is selected from the group consisting of hydrogen or optionally substituted alkyl;
- [0670] R^9 and R^{10} are each independently selected from the group consisting of hydrogen or optionally substituted alkyl; or
- [0671] R^9 and R^{10} taken together form a 3- to 6-membered optionally substituted cycloalkyl or heterocyclo; and
- [0672] X is a carbon atom.
- [0673] In a particular embodiment, MDM2 inhibitor is a compound of Formula **VI-G** wherein possible examples of substituent groups include where:
- [0674] Ar_1 and Ar_2 are each independently selected from the group consisting of optionally substituted phenyl and optionally substituted pyridyl;
- [0675] R^1 is selected from the group consisting of hydrogen, optionally substituted $\text{C}_1\text{-C}_6$ alkyl, and $-\text{COR}^{1a}$;

- [0676] R^{1a} is selected from the group consisting of hydrogen and optionally substituted C_1 - C_6 alkyl;
- [0677] R^2 and R^3 are each independently selected from the group consisting of hydrogen and optionally substituted C_1 - C_6 alkyl; or
- [0678] R^2 and R^3 taken together form a 3- to 6-membered optionally substituted cycloalkyl;
- [0679] R^4 and R^5 are each independently selected from the group consisting of hydrogen and optionally substituted C_1 - C_6 alkyl;
- [0680] W is:



wherein:

- [0681] R^6 and R^7 are each independently selected from the group consisting of hydrogen and optionally substituted C_1 - C_6 alkyl; or
- [0682] R^6 and R^7 taken together form a 3- to 6-membered optionally substituted cycloalkyl or an oxo.
- [0683]
- [0684] The present disclosure provides Compounds of the Disclosure as MDM2 protein degraders for the treatment of a variety of diseases and conditions wherein degradation of MDM2 proteins has a beneficial effect. Compounds of the Disclosure typically have a binding affinity (IC_{50}) to MDM2 of less than 100 μM , e.g., less than 50 μM , less than 25 μM , and less than 5 μM , less than about 1 μM , less than about 0.5 μM , or less than about 0.1 μM . In one embodiment, the present disclosure relates to a method of treating an individual suffering from a disease or condition wherein degradation of MDM2 proteins provides a benefit comprising administering a therapeutically effective amount of a Compound of the Disclosure to an individual in need thereof.
- [0685] Since Compounds of the Disclosure are degraders of MDM2 protein, a number of diseases and conditions mediated by MDM2 can be treated by employing these compounds. The present disclosure is thus directed generally to a method for treating a condition or disorder responsive to degradation of MDM2, in an animal, e.g., a human, suffering from, or at risk of suffering from, the condition or disorder, the method comprising administering to the animal an effective amount of one or more Compounds of the Disclosure.

- [0686] The present disclosure is further directed to a method of degrading MDM2 protein in an animal in need thereof, said method comprising administering to the animal an effective amount of at least one Compound of the Disclosure.
- [0687] The methods of the present disclosure can be accomplished by administering a Compound of the Disclosure as the neat compound or as a pharmaceutical composition. Administration of a pharmaceutical composition, or neat compound of a Compound of the Disclosure, can be performed during or after the onset of the disease or condition of interest. Typically, the pharmaceutical compositions are sterile, and contain no toxic, carcinogenic, or mutagenic compounds that would cause an adverse reaction when administered. Further provided are kits comprising a Compound of the Disclosure and, optionally, a second therapeutic agent useful in the treatment of diseases and conditions wherein degradation of MDM2 protein provides a benefit, packaged separately or together, and an insert having instructions for using these active agents.
- [0688] In one embodiment, a Compound of the Disclosure is administered in conjunction with a second therapeutic agent useful in the treatment of a disease or condition wherein degradation of MDM2 protein provides a benefit. The second therapeutic agent is different from the Compound of the Disclosure. A Compound of the Disclosure and the second therapeutic agent can be administered simultaneously or sequentially to achieve the desired effect. In addition, the Compound of the Disclosure and second therapeutic agent can be administered from a single composition or two separate compositions.
- [0689] The second therapeutic agent is administered in an amount to provide its desired therapeutic effect. The effective dosage range for each second therapeutic agent is known in the art, and the second therapeutic agent is administered to an individual in need thereof within such established ranges.
- [0690] A Compound of the Disclosure and the second therapeutic agent can be administered together as a single-unit dose or separately as multi-unit doses, wherein the Compound of the Disclosure is administered before the second therapeutic agent or vice versa. One or more doses of the Compound of the Disclosure and/or one or more dose of the second therapeutic agent can be administered. The Compound of the Disclosure therefore can be used in conjunction with one or more second therapeutic agents, for example, but not limited to, anticancer agents.
- [0691] Diseases and conditions treatable by the methods of the present disclosure include, but are not limited to, cancer and other proliferative disorders, inflammatory diseases, sepsis, autoimmune disease, and viral infection. In one embodiment, a human

patient is treated with a Compound of the Disclosure, or a pharmaceutical composition comprising a Compound of the Disclosure, wherein the compound is administered in an amount sufficient to degrade MDM2 protein in the patient.

[0692] In one embodiment, the disease to be treated by the Compound of the Disclosure is cancer. Examples of treatable cancers include, but are not limited to, any one or more of the cancers of Table 9.

Table 9

adrenal cancer	acinic cell carcinoma	acoustic neuroma	acral lentiginous melanoma
acrosioma	acute eosinophilic leukemia	acute erythroid leukemia	acute lymphoblastic leukemia
acute megakaryoblastic leukemia	acute monocytic leukemia	acute promyelocytic leukemia	adenocarcinoma
adenoid cystic carcinoma	adenoma	adenomatoid odontogenic tumor	adenosquamous carcinoma
adipose tissue neoplasm	adrenocortical carcinoma	adult T-cell leukemia/lymphoma	aggressive NK-cell leukemia
AIDS-related lymphoma	alveolar rhabdomyosarcoma	alveolar soft part sarcoma	ameloblastic fibroma
anaplastic large cell lymphoma	anaplastic thyroid cancer	angioimmunoblastic T-cell lymphoma	angiomyolipoma
angiosarcoma	astrocytoma	atypical teratoid rhabdoid tumor	B-cell chronic lymphocytic leukemia
B-cell prolymphocytic leukemia	B-cell lymphoma	basal cell carcinoma	biliary tract cancer
bladder cancer	blastoma	bone cancer	Brenner tumor
Brown tumor	Burkitt's lymphoma	breast cancer	brain cancer
carcinoma	carcinoma in situ	carcinosarcoma	cartilage tumor
cementoma	myeloid sarcoma	chondroma	chordoma
choriocarcinoma	choroid plexus papilloma	clear-cell sarcoma of the kidney	craniopharyngioma
cutaneous T-cell lymphoma	cervical cancer	colorectal cancer	Degos disease
desmoplastic small round cell tumor	diffuse large B-cell lymphoma	dysembryoplastic neuroepithelial tumor	dysgerminoma
embryonal carcinoma	endocrine gland neoplasm	endodermal sinus tumor	enteropathy-associated T-cell lymphoma
esophageal cancer	fetus in fetu	fibroma	fibrosarcoma
follicular lymphoma	follicular thyroid cancer	ganglioneuroma	gastrointestinal cancer
germ cell tumor	gestational	giant cell	giant cell tumor of

	choriocarcinoma	fibroblastoma	the bone
glial tumor	glioblastoma multiforme	glioma	gliomatosis cerebri
glucagonoma	gonadoblastoma	granulosa cell tumor	gynandroblastoma
gallbladder cancer	gastric cancer	hairy cell leukemia	hemangioblastoma
head and neck cancer	hemangiopericytoma	hematological malignancy	hepatoblastoma
hepatosplenic T-cell lymphoma	Hodgkin's lymphoma	non-Hodgkin's lymphoma	invasive lobular carcinoma
intestinal cancer	kidney cancer	laryngeal cancer	lentigo maligna
lethal midline carcinoma	leukemia	leydig cell tumor	liposarcoma
lung cancer	lymphangioma	lymphangiosarcoma	lymphoepithelioma
lymphoma	acute lymphocytic leukemia	acute myelogenous leukemia	chronic lymphocytic leukemia
liver cancer	small cell lung cancer	non-small cell lung cancer	MALT lymphoma
malignant fibrous histiocyto	malignant peripheral nerve sheath tumor	malignant triton tumor	mantle cell lymphoma
marginal zone B- cell lymphoma	mast cell leukemia	mediastinal germ cell tumor	medullary carcinoma of the breast
medullary thyroid cancer	medulloblastoma	melanoma	meningioma
merkel cell cancer	mesothelioma	metastatic urothelial carcinoma	mixed Mullerian tumor
mucinous tumor	multiple myeloma	muscle tissue neoplasm	mycosis fungoides
myxoid liposarcoma	myxoma	myxosarcoma	nasopharyngeal carcinoma
neurinoma	neuroblastoma	neurofibroma	neuroma
nodular melanoma	ocular cancer	oligoastrocytoma	oligodendroglioma
oncocyto	optic nerve sheath meningioma	optic nerve tumor	oral cancer
osteosarcoma	ovarian cancer	Pancoast tumor	papillary thyroid cancer
paraganglioma	pinealoblastoma	pineocytoma	pituicytoma
pituitary adenoma	pituitary tumor	plasmacytoma	polyembryoma
precursor T- lymphoblastic lymphoma	primary central nervous system lymphoma	primary effusion lymphoma	preprimary peritoneal cancer
prostate cancer	pancreatic cancer	pharyngeal cancer	pseudomyxoma peritonei
renal cell carcinoma	renal medullary carcinoma	retinoblastoma	rhabdomyoma
rhabdomyosarcoma	Richter's transformation	rectal cancer	sarcoma
Schwannomatosis	seminoma	Sertoli cell tumor	sex cord-gonadal

			stromal tumor
signet ring cell carcinoma	skin cancer	small blue round cell tumors	small cell carcinoma
soft tissue sarcoma	somatostatinoma	soot wart	spinal tumor
splenic marginal zone lymphoma	squamous cell carcinoma	synovial sarcoma	Sezary's disease
small intestine cancer	squamous carcinoma	stomach cancer	T-cell lymphoma
testicular cancer	thecoma	thyroid cancer	transitional cell carcinoma
throat cancer	urachal cancer	urogenital cancer	urothelial carcinoma
uveal melanoma	uterine cancer	verrucous carcinoma	visual pathway glioma
vulvar cancer	vaginal cancer	Waldenstrom's macroglobulinemia	Warthin's tumor
Wilms' tumor			

[0693] In another embodiment, the cancer is a leukaemia, for example a leukaemia selected from acute monocytic leukemia, acute myelogenous leukemia, chronic myelogenous leukemia, chronic lymphocytic leukemia and mixed lineage leukaemia (MLL). In another embodiment the cancer is NUT-midline carcinoma. In another embodiment the cancer is multiple myeloma. In another embodiment the cancer is a lung cancer such as small cell lung cancer (SCLC). In another embodiment the cancer is a neuroblastoma. In another embodiment the cancer is Burkitt's lymphoma. In another embodiment the cancer is cervical cancer. In another embodiment the cancer is esophageal cancer. In another embodiment the cancer is ovarian cancer. In another embodiment the cancer is colorectal cancer. In another embodiment, the cancer is prostate cancer. In another embodiment, the cancer is breast cancer.

[0694] In another embodiment, the present disclosure provides a method of treating a benign proliferative disorder, such as, but are not limited to, benign soft tissue tumors, bone tumors, brain and spinal tumors, eyelid and orbital tumors, granuloma, lipoma, meningioma, multiple endocrine neoplasia, nasal polyps, pituitary tumors, prolactinoma, pseudotumor cerebri, seborrheic keratoses, stomach polyps, thyroid nodules, cystic neoplasms of the pancreas, hemangiomas, vocal cord nodules, polyps, and cysts, Castleman disease, chronic pilonidal disease, dermatofibroma, pilar cyst, pyogenic granuloma, and juvenile polyposis syndrome.

[0695] Compounds of the Disclosure can also treat infectious and noninfectious inflammatory events and autoimmune and other inflammatory diseases by administration

of an effective amount of a present compound to a mammal, in particular a human in need of such treatment. Examples of autoimmune and inflammatory diseases, disorders, and syndromes treated using the compounds and methods described herein include inflammatory pelvic disease, urethritis, skin sunburn, sinusitis, pneumonitis, encephalitis, meningitis, myocarditis, nephritis, osteomyelitis, myositis, hepatitis, gastritis, enteritis, dermatitis, gingivitis, appendicitis, pancreatitis, cholecystitis, agammaglobulinemia, psoriasis, allergy, Crohn's disease, irritable bowel syndrome, ulcerative colitis, Sjogren's disease, tissue graft rejection, hyperacute rejection of transplanted organs, asthma, allergic rhinitis, chronic obstructive pulmonary disease (COPD), autoimmune polyglandular disease (also known as autoimmune polyglandular syndrome), autoimmune alopecia, pernicious anemia, glomerulonephritis, dermatomyositis, multiple sclerosis, scleroderma, vasculitis, autoimmune hemolytic and thrombocytopenic states, Goodpasture's syndrome, atherosclerosis, Addison's disease, Parkinson's disease, Alzheimer's disease, Type I diabetes, septic shock, systemic lupus erythematosus (SLE), rheumatoid arthritis, psoriatic arthritis, juvenile arthritis, osteoarthritis, chronic idiopathic thrombocytopenic purpura, Waldenstrom macroglobulinemia, myasthenia gravis, Hashimoto's thyroiditis, atopic dermatitis, degenerative joint disease, vitiligo, autoimmune hypopituitarism, Guillain-Barre syndrome, Behcet's disease, scleracierma, mycosis fungoides, acute inflammatory responses (such as acute respiratory distress syndrome and ischemia/reperfusion injury), and Graves' disease.

[0696] In another embodiment, the present disclosure provides a method of treating systemic inflammatory response syndromes, such as LPS-induced endotoxic shock and/or bacteria-induced sepsis by administration of an effective amount of a Compound of the Disclosure to a mammal, in particular a human in need of such treatment.

[0697] In another embodiment, the present disclosure provides a method for treating viral infections and diseases. Examples of viral infections and diseases treated using the compounds and methods described herein include episome-based DNA viruses including, but not limited to, human papillomavirus, Herpesvirus, Epstein-Barr virus, human immunodeficiency virus, hepatitis B virus, and hepatitis C virus.

[0698] In another embodiment, the present disclosure provides therapeutic method of modulating protein methylation, gene expression, cell proliferation, cell differentiation and/or apoptosis *in vivo* in diseases mentioned above, in particular cancer, inflammatory disease, and/or viral disease is provided by administering a therapeutically effective amount of a Compound of the Disclosure to a subject in need of such therapy.

- [0699] In another embodiment, the present disclosure provides a method of regulating endogenous or heterologous promoter activity by contacting a cell with a Compound of the Disclosure.
- [0700] In methods of the present disclosure, a therapeutically effective amount of a Compound of the Disclosure, typically formulated in accordance with pharmaceutical practice, is administered to a human being in need thereof. Whether such a treatment is indicated depends on the individual case and is subject to medical assessment (diagnosis) that takes into consideration signs, symptoms, and/or malfunctions that are present, the risks of developing particular signs, symptoms and/or malfunctions, and other factors.
- [0701] A Compound of the Disclosure can be administered by any suitable route, for example by oral, buccal, inhalation, sublingual, rectal, vaginal, intracisternal or intrathecal through lumbar puncture, transurethral, nasal, percutaneous, i.e., transdermal, or parenteral (including intravenous, intramuscular, subcutaneous, intracoronary, intradermal, intramammary, intraperitoneal, intraarticular, intrathecal, retrobulbar, intrapulmonary injection and/or surgical implantation at a particular site) administration. Parenteral administration can be accomplished using a needle and syringe or using a high pressure technique.
- [0702] Pharmaceutical compositions include those wherein a Compound of the Disclosure is administered in an effective amount to achieve its intended purpose. The exact formulation, route of administration, and dosage is determined by an individual physician in view of the diagnosed condition or disease. Dosage amount and interval can be adjusted individually to provide levels of a Compound of the Disclosure that is sufficient to maintain therapeutic effects.
- [0703] Toxicity and therapeutic efficacy of the Compounds of the Disclosure can be determined by standard pharmaceutical procedures in cell cultures or experimental animals, e.g., for determining the maximum tolerated dose (MTD) of a compound, which defines as the highest dose that causes no toxicity in animals. The dose ratio between the maximum tolerated dose and therapeutic effects (e.g. inhibiting of tumor growth) is the therapeutic index. The dosage can vary within this range depending upon the dosage form employed, and the route of administration utilized. Determination of a therapeutically effective amount is well within the capability of those skilled in the art, especially in light of the detailed disclosure provided herein.
- [0704] A therapeutically effective amount of a Compound of the Disclosure required for use in therapy varies with the nature of the condition being treated, the length of time that

activity is desired, and the age and the condition of the patient, and ultimately is determined by the attendant physician. Dosage amounts and intervals can be adjusted individually to provide plasma levels of the MDM2 protein degrader that are sufficient to maintain the desired therapeutic effects. The desired dose conveniently can be administered in a single dose, or as multiple doses administered at appropriate intervals, for example as one, two, three, four or more subdoses per day. Multiple doses often are desired, or required. For example, a Compound of the Disclosure can be administered at a frequency of: four doses delivered as one dose per day at four-day intervals (q4d x 4); four doses delivered as one dose per day at three-day intervals (q3d x 4); one dose delivered per day at five-day intervals (qd x 5); one dose per week for three weeks (qwk3); five daily doses, with two days rest, and another five daily doses (5/2/5); or, any dose regimen determined to be appropriate for the circumstance.

[0705] A Compound of the Disclosure used in a method of the present disclosure can be administered in an amount of about 0.005 to about 500 milligrams per dose, about 0.05 to about 250 milligrams per dose, or about 0.5 to about 100 milligrams per dose. For example, a Compound of the Disclosure can be administered, per dose, in an amount of about 0.005, 0.05, 0.5, 5, 10, 20, 30, 40, 50, 100, 150, 200, 250, 300, 350, 400, 450, or 500 milligrams, including all doses between 0.005 and 500 milligrams.

[0706] The dosage of a composition containing a Compound of the Disclosure, or a composition containing the same, can be from about 1 ng/kg to about 200 mg/kg, about 1 µg/kg to about 100 mg/kg, or about 1 mg/kg to about 50 mg/kg. The dosage of a composition can be at any dosage including, but not limited to, about 1 µg/kg. The dosage of a composition may be at any dosage including, but not limited to, about 1 µg/kg, about 10 µg/kg, about 25 µg/kg, about 50 µg/kg, about 75 µg/kg, about 100 µg/kg, about 125 µg/kg, about 150 µg/kg, about 175 µg/kg, about 200 µg/kg, about 225 µg/kg, about 250 µg/kg, about 275 µg/kg, about 300 µg/kg, about 325 µg/kg, about 350 µg/kg, about 375 µg/kg, about 400 µg/kg, about 425 µg/kg, about 450 µg/kg, about 475 µg/kg, about 500 µg/kg, about 525 µg/kg, about 550 µg/kg, about 575 µg/kg, about 600 µg/kg, about 625 µg/kg, about 650 µg/kg, about 675 µg/kg, about 700 µg/kg, about 725 µg/kg, about 750 µg/kg, about 775 µg/kg, about 800 µg/kg, about 825 µg/kg, about 850 µg/kg, about 875 µg/kg, about 900 µg/kg, about 925 µg/kg, about 950 µg/kg, about 975 µg/kg, about 1 mg/kg, about 5 mg/kg, about 10 mg/kg, about 15 mg/kg, about 20 mg/kg, about 25 mg/kg, about 30 mg/kg, about 35 mg/kg, about 40 mg/kg, about 45 mg/kg, about 50 mg/kg, about 60 mg/kg, about 70 mg/kg, about 80 mg/kg, about

90 mg/kg, about 100 mg/kg, about 125 mg/kg, about 150 mg/kg, about 175 mg/kg, about 200 mg/kg, or more. The above dosages are exemplary of the average case, but there can be individual instances in which higher or lower dosages are merited, and such are within the scope of this disclosure. In practice, the physician determines the actual dosing regimen that is most suitable for an individual patient, which can vary with the age, weight, and response of the particular patient.

[0707] As stated above, a Compound of the Disclosure can be administered in combination with a second therapeutically active agent. In some embodiments, the second therapeutic agent is an epigenetic drug. As used herein, the term "epigenetic drug" refers to a therapeutic agent that targets an epigenetic regulator. Examples of epigenetic regulators include the histone lysine methyltransferases, histone arginine methyltransferases, histone demethylases, histone deacetylases, histone acetylases, and DNA methyltransferases. Histone deacetylase inhibitors include, but are not limited to, vorinostat.

[0708] In another embodiment, chemotherapeutic agents or other anti-proliferative agents can be combined with Compound of the Disclosure to treat proliferative diseases and cancer. Examples of therapies and anticancer agents that can be used in combination with Compounds of the Disclosure include surgery, radiotherapy (e.g., gamma-radiation, neutron beam radiotherapy, electron beam radiotherapy, proton therapy, brachytherapy, and systemic radioactive isotopes), endocrine therapy, a biologic response modifier (e.g., an interferon, an interleukin, tumor necrosis factor (TNF), hyperthermia and cryotherapy, an agent to attenuate any adverse effect (e.g., an antiemetic), and any other approved chemotherapeutic drug.

[0709] Examples of antiproliferative compounds include, but are not limited to, an aromatase inhibitor; an anti-estrogen; an anti-androgen; a gonadorelin agonist; a topoisomerase I inhibitor; a topoisomerase II inhibitor; a microtubule active agent; an alkylating agent; a retinoid, a carotenoid, or a tocopherol; a cyclooxygenase inhibitor; an MMP inhibitor; an mTOR inhibitor; an antimetabolite; a platinum compound; a methionine aminopeptidase inhibitor; a bisphosphonate; an antiproliferative antibody; a heparanase inhibitor; an inhibitor of Ras oncogenic isoforms; a telomerase inhibitor; a proteasome inhibitor; a compound used in the treatment of hematologic malignancies; a Flt-3 inhibitor; an Hsp90 inhibitor; a kinesin spindle protein inhibitor; a MEK inhibitor; an antitumor antibiotic; a nitrosourea; a compound targeting/decreasing protein or lipid

kinase activity, a compound targeting/decreasing protein or lipid phosphatase activity, or any further anti-angiogenic compound.

- [0710] Non-limiting exemplary aromatase inhibitors include, but are not limited to, steroids, such as atamestane, exemestane, and formestane, and non-steroids, such as aminoglutethimide, roglethimide, pyridoglutethimide, trilostane, testolactone, ketokonazole, vorozole, fadrozole, anastrozole, and letrozole.
- [0711] Non-limiting anti-estrogens include, but are not limited to, tamoxifen, fulvestrant, raloxifene, and raloxifene hydrochloride. Anti-androgens include, but are not limited to, bicalutamide. Gonadorelin agonists include, but are not limited to, abarelix, goserelin, and goserelin acetate.
- [0712] Exemplary topoisomerase I inhibitors include, but are not limited to, topotecan, gimatecan, irinotecan, camptothecin and its analogues, 9-nitrocamptothecin, and the macromolecular camptothecin conjugate PNU-166148. Topoisomerase II inhibitors include, but are not limited to, anthracyclines, such as doxorubicin, daunorubicin, epirubicin, idarubicin, and nemorubicin; anthraquinones, such as mitoxantrone and losoxantrone; and podophyllotoxines, such as etoposide and teniposide.
- [0713] Microtubule active agents include microtubule stabilizing, microtubule destabilizing compounds, and microtubulin polymerization inhibitors including, but not limited to, taxanes, such as paclitaxel and docetaxel; vinca alkaloids, such as vinblastine, vinblastine sulfate, vincristine, and vincristine sulfate, and vinorelbine; discodermolides; cochicine and epothilones and derivatives thereof.
- [0714] Exemplary non-limiting alkylating agents include cyclophosphamide, ifosfamide, melphalan, and nitrosoureas, such as carmustine and lomustine.
- [0715] Exemplary non-limiting cyclooxygenase inhibitors include Cox-2 inhibitors, 5-alkyl substituted 2-arylaminophenylacetic acid and derivatives, such as celecoxib, rofecoxib, etoricoxib, valdecoxib, or a 5-alkyl-2-arylaminophenylacetic acid, such as lumiracoxib.
- [0716] Exemplary non-limiting matrix metalloproteinase inhibitors ("MMP inhibitors") include collagen peptidomimetic and nonpeptidomimetic inhibitors, tetracycline derivatives, batimastat, marimastat, prinomastat, metastat, BMS-279251, BAY 12-9566, TAA211, MMI270B, and AAJ996.
- [0717] Exemplary non-limiting mTOR inhibitors include compounds that inhibit the mammalian target of rapamycin (mTOR) and possess antiproliferative activity such as sirolimus, everolimus, CCI-779, and ABT578.

- [0718] Exemplary non-limiting antimetabolites include 5-fluorouracil (5-FU), capecitabine, gemcitabine, DNA demethylating compounds, such as 5-azacytidine and decitabine, methotrexate and edatrexate, and folic acid antagonists, such as pemetrexed.
- [0719] Exemplary non-limiting platin compounds include carboplatin, cis-platin, cisplatinum, and oxaliplatin.
- [0720] Exemplary non-limiting methionine aminopeptidase inhibitors include bengamide or a derivative thereof and PPI-2458.
- [0721] Exemplary non-limiting bisphosphonates include etridonic acid, clodronic acid, tiludronic acid, pamidronic acid, alendronic acid, ibandronic acid, risedronic acid, and zoledronic acid.
- [0722] Exemplary non-limiting antiproliferative antibodies include trastuzumab, trastuzumab-DM1, cetuximab, bevacizumab, rituximab, PR064553, and 2C4. The term "antibody" includes intact monoclonal antibodies, polyclonal antibodies, multispecific antibodies formed from at least two intact antibodies, and antibody fragments, so long as they exhibit the desired biological activity.
- [0723] Exemplary non-limiting heparanase inhibitors include compounds that target, decrease, or inhibit heparin sulfate degradation, such as PI-88 and OGT2115.
- [0724] The term "an inhibitor of Ras oncogenic isoforms," such as H-Ras, K-Ras, or N-Ras, as used herein refers to a compound which targets, decreases, or inhibits the oncogenic activity of Ras, for example, a farnesyl transferase inhibitor, such as L-744832, DK8G557, tipifarnib, and lonafarnib.
- [0725] Exemplary non-limiting telomerase inhibitors include compounds that target, decrease, or inhibit the activity of telomerase, such as compounds that inhibit the telomerase receptor, such as telomestatin.
- [0726] Exemplary non-limiting proteasome inhibitors include compounds that target, decrease, or inhibit the activity of the proteasome including, but not limited to, bortezomid.
- [0727] The phrase "compounds used in the treatment of hematologic malignancies" as used herein includes FMS-like tyrosine kinase inhibitors, which are compounds targeting, decreasing or inhibiting the activity of FMS-like tyrosine kinase receptors (Flt-3R); interferon, I- β -D-arabinofuransylcytosine (ara-c), and bisulfan; and ALK inhibitors, which are compounds which target, decrease, or inhibit anaplastic lymphoma kinase.
- [0728] Exemplary non-limiting Flt-3 inhibitors include PKC412, midostaurin, a staurosporine derivative, SU11248, and MLN518.

[0729] Exemplary non-limiting HSP90 inhibitors include compounds targeting, decreasing, or inhibiting the intrinsic ATPase activity of HSP90; or degrading, targeting, decreasing or inhibiting the HSP90 client proteins via the ubiquitin proteasome pathway. Compounds targeting, decreasing or inhibiting the intrinsic ATPase activity of HSP90 are especially compounds, proteins, or antibodies that inhibit the ATPase activity of HSP90, such as 17-allylamino,17-demethoxygeldanamycin (17AAG), a geldanamycin derivative; other geldanamycin related compounds; radicicol and HDAC inhibitors.

[0730] The phrase "a compound targeting/decreasing a protein or lipid kinase activity; or a protein or lipid phosphatase activity; or any further anti-angiogenic compound" as used herein includes a protein tyrosine kinase and/or serine and/or threonine kinase inhibitor or lipid kinase inhibitor, such as a) a compound targeting, decreasing, or inhibiting the activity of the platelet- derived growth factor-receptors (PDGFR), such as a compound that targets, decreases, or inhibits the activity of PDGFR, such as an N-phenyl-2-pyrimidine-amine derivatives, such as imatinib, SU101, SU6668, and GFB-111; b) a compound targeting, decreasing, or inhibiting the activity of the fibroblast growth factor-receptors (FGFR); c) a compound targeting, decreasing, or inhibiting the activity of the insulin-like growth factor receptor I (IGF-IR), such as a compound that targets, decreases, or inhibits the activity of IGF-IR; d) a compound targeting, decreasing, or inhibiting the activity of the Trk receptor tyrosine kinase family, or ephrin B4 inhibitors; e) a compound targeting, decreasing, or inhibiting the activity of the Axl receptor tyrosine kinase family; f) a compound targeting, decreasing, or inhibiting the activity of the Ret receptor tyrosine kinase; g) a compound targeting, decreasing, or inhibiting the activity of the Kit/SCFR receptor tyrosine kinase, such as imatinib; h) a compound targeting, decreasing, or inhibiting the activity of the c-Kit receptor tyrosine kinases, such as imatinib; i) a compound targeting, decreasing, or inhibiting the activity of members of the c-Abl family, their gene-fusion products (e.g. Bcr-Abl kinase) and mutants, such as an N-phenyl-2-pyrimidine-amine derivative, such as imatinib or nilotinib; PD180970; AG957; NSC 680410; PD173955; or dasatinib; j) a compound targeting, decreasing, or inhibiting the activity of members of the protein kinase C (PKC) and Raf family of serine/threonine kinases, members of the MEK, SRC, JAK, FAK, PDK1, PKB/Akt, and Ras/MAPK family members, and/or members of the cyclin-dependent kinase family (CDK), such as a staurosporine derivative disclosed in U.S. Patent No. 5,093,330, such as midostaurin; examples of further compounds include UCN-01, safingol, BAY 43-9006, bryostatin 1, perifosine; ilmofosine; RO 318220 and RO 320432; GO 6976; Isis 3521 ;

LY333531/LY379196; a isochinoline compound; a farnesyl transferase inhibitor; PD184352 or QAN697, or AT7519; k) a compound targeting, decreasing or inhibiting the activity of a protein-tyrosine kinase, such as imatinib mesylate or a tyrphostin, such as Tyrphostin A23/RG-50810; AG 99; Tyrphostin AG 213; Tyrphostin AG 1748; Tyrphostin AG 490; Tyrphostin B44; Tyrphostin B44 (+) enantiomer; Tyrphostin AG 555; AG 494; Tyrphostin AG 556, AG957 and adaphostin (4-[(2,5-dihydroxyphenyl)methyl]amino}-benzoic acid adamantyl ester; NSC 680410, adaphostin); l) a compound targeting, decreasing, or inhibiting the activity of the epidermal growth factor family of receptor tyrosine kinases (EGFR, ErbB2, ErbB3, ErbB4 as homo- or heterodimers) and their mutants, such as CP 358774, ZD 1839, ZM 105180; trastuzumab, cetuximab, gefitinib, erlotinib, OSI-774, CI-1033, EKB-569, GW-2016, antibodies E1.1, E2.4, E2.5, E6.2, E6.4, E2.11, E6.3 and E7.6.3, and 7H-pyrrolo-[2,3-d]pyrimidine derivatives; and m) a compound targeting, decreasing, or inhibiting the activity of the c-Met receptor.

[0731] Exemplary compounds that target, decrease, or inhibit the activity of a protein or lipid phosphatase include inhibitors of phosphatase 1, phosphatase 2A, or CDC25, such as okadaic acid or a derivative thereof.

[0732] Further anti-angiogenic compounds include compounds having another mechanism for their activity unrelated to protein or lipid kinase inhibition, e.g., thalidomide and TNP-470.

[0733] Additional, nonlimiting, exemplary chemotherapeutic compounds, one or more of which may be used in combination with a present MDM2 degrader, include: daunorubicin, adriamycin, Ara-C, VP-16, teniposide, mitoxantrone, idarubicin, carboplatinum, PKC412, 6-mercaptopurine (6-MP), fludarabine phosphate, octreotide, SOM230, FTY720, 6-thioguanine, cladribine, 6-mercaptopurine, pentostatin, hydroxyurea, 2-hydroxy-1H-isoindole-1,3-dione derivatives, 1-(4-chloroanilino)-4-(4-pyridylmethyl)phthalazine or a pharmaceutically acceptable salt thereof, 1-(4-chloroanilino)-4-(4-pyridylmethyl)phthalazine succinate, angiostatin, endostatin, anthranilic acid amides, ZD4190, ZD6474, SU5416, SU6668, bevacizumab, rhuMAb, rhuFab, macugen; FLT-4 inhibitors, FLT-3 inhibitors, VEGFR-2 IgG1 antibody, RPI 4610, bevacizumab, porfimer sodium, anecortave, triamcinolone, hydrocortisone, 11 α -epihydrocortisol, cortex olone, 17 α -hydroxyprogesterone, corticosterone, desoxycorticosterone, testosterone, estrone, dexamethasone, fluocinolone, a plant alkaloid, a hormonal compound and/or antagonist, a biological response modifier, such as

a lymphokine or interferon, an antisense oligonucleotide or oligonucleotide derivative, shRNA, and siRNA.

[0734] Other examples of second therapeutic agents, one or more of which a present MDM2 degrader also can be combined, include, but are not limited to: a treatment for Alzheimer's Disease, such as donepezil and rivastigmine; a treatment for Parkinson's Disease, such as L-DOPA/carbidopa, entacapone, ropinrole, pramipexole, bromocriptine, pergolide, trihexephendyl, and amantadine; an agent for treating multiple sclerosis (MS) such as beta interferon (e.g., AVONEX® and REBIF®), glatiramer acetate, and mitoxantrone; a treatment for asthma, such as albuterol and montelukast; an agent for treating schizophrenia, such as zyprexa, risperdal, seroquel, and haloperidol; an anti-inflammatory agent, such as a corticosteroid, a TNF blocker, IL-1 RA, azathioprine, cyclophosphamide, and sulfasalazine; an immunomodulatory agent, including immunosuppressive agents, such as cyclosporin, tacrolimus, rapamycin, mycophenolate mofetil, an interferon, a corticosteroid, cyclophosphamide, azathioprine, and sulfasalazine; a neurotrophic factor, such as an acetylcholinesterase inhibitor, an MAO inhibitor, an interferon, an anti-convulsant, an ion channel blocker, riluzole, or an anti-Parkinson's agent; an agent for treating cardiovascular disease, such as a beta-blocker, an ACE inhibitor, a diuretic, a nitrate, a calcium channel blocker, or a statin; an agent for treating liver disease, such as a corticosteroid, cholestyramine, an interferon, and an anti-viral agent; an agent for treating blood disorders, such as a corticosteroid, an anti-leukemic agent, or a growth factor; or an agent for treating immunodeficiency disorders, such as gamma globulin.

[0735] The above-mentioned second therapeutically active agents, one or more of which can be used in combination with a Compound of the Disclosure, are prepared and administered as described in the art.

[0736] Compounds of the Disclosure typically are administered in admixture with a pharmaceutical carrier selected with regard to the intended route of administration and standard pharmaceutical practice. Pharmaceutical compositions for use in accordance with the present disclosure are formulated in a conventional manner using one or more physiologically acceptable carriers comprising excipients and/or auxiliaries that facilitate processing of Compound of the Disclosure.

[0737] These pharmaceutical compositions can be manufactured, for example, by conventional mixing, dissolving, granulating, dragee-making, emulsifying, encapsulating, entrapping, or lyophilizing processes. Proper formulation is dependent upon the route of

administration chosen. When a therapeutically effective amount of the Compound of the Disclosure is administered orally, the composition typically is in the form of a tablet, capsule, powder, solution, or elixir. When administered in tablet form, the composition additionally can contain a solid carrier, such as a gelatin or an adjuvant. The tablet, capsule, and powder contain about 0.01% to about 95%, and preferably from about 1% to about 50%, of a Compound of the Disclosure. When administered in liquid form, a liquid carrier, such as water, petroleum, or oils of animal or plant origin, can be added. The liquid form of the composition can further contain physiological saline solution, dextrose or other saccharide solutions, or glycols. When administered in liquid form, the composition contains about 0.1% to about 90%, and preferably about 1% to about 50%, by weight, of a Compound of the Disclosure.

[0738] When a therapeutically effective amount of a Compound of the Disclosure is administered by intravenous, cutaneous, or subcutaneous injection, the composition is in the form of a pyrogen-free, parenterally acceptable aqueous solution. The preparation of such parenterally acceptable solutions, having due regard to pH, isotonicity, stability, and the like, is within the skill in the art. A preferred composition for intravenous, cutaneous, or subcutaneous injection typically contains, an isotonic vehicle.

[0739] Compounds of the Disclosure can be readily combined with pharmaceutically acceptable carriers well-known in the art. Standard pharmaceutical carriers are described in Remington's Pharmaceutical Sciences, Mack Publishing Co., Easton, PA, 19th ed. 1995. Such carriers enable the active agents to be formulated as tablets, pills, dragees, capsules, liquids, gels, syrups, slurries, suspensions and the like, for oral ingestion by a patient to be treated. Pharmaceutical preparations for oral use can be obtained by adding the Compound of the Disclosure to a solid excipient, optionally grinding the resulting mixture, and processing the mixture of granules, after adding suitable auxiliaries, if desired, to obtain tablets or dragee cores. Suitable excipients include, for example, fillers and cellulose preparations. If desired, disintegrating agents can be added.

[0740] Compound of the Disclosure can be formulated for parenteral administration by injection, e.g., by bolus injection or continuous infusion. Formulations for injection can be presented in unit dosage form, e.g., in ampules or in multidose containers, with an added preservative. The compositions can take such forms as suspensions, solutions, or emulsions in oily or aqueous vehicles, and can contain formulatory agents such as suspending, stabilizing, and/or dispersing agents.

- [0741]** Pharmaceutical compositions for parenteral administration include aqueous solutions of the active agent in water-soluble form. Additionally, suspensions of a Compound of the Disclosure can be prepared as appropriate oily injection suspensions. Suitable lipophilic solvents or vehicles include fatty oils or synthetic fatty acid esters. Aqueous injection suspensions can contain substances which increase the viscosity of the suspension. Optionally, the suspension also can contain suitable stabilizers or agents that increase the solubility of the compounds and allow for the preparation of highly concentrated solutions. Alternatively, a present composition can be in powder form for constitution with a suitable vehicle, e.g., sterile pyrogen-free water, before use.
- [0742]** Compounds of the Disclosure also can be formulated in rectal compositions, such as suppositories or retention enemas, e.g., containing conventional suppository bases. In addition to the formulations described previously, the Compound of the Disclosure also can be formulated as a depot preparation. Such long-acting formulations can be administered by implantation (for example, subcutaneously or intramuscularly) or by intramuscular injection. Thus, for example, the Compound of the Disclosure can be formulated with suitable polymeric or hydrophobic materials (for example, as an emulsion in an acceptable oil) or ion exchange resins.
- [0743]** In particular, the Compounds of the Disclosure can be administered orally, buccally, or sublingually in the form of tablets containing excipients, such as starch or lactose, or in capsules or ovules, either alone or in admixture with excipients, or in the form of elixirs or suspensions containing flavoring or coloring agents. Such liquid preparations can be prepared with pharmaceutically acceptable additives, such as suspending agents. Compound of the Disclosure also can be injected parenterally, for example, intravenously, intramuscularly, subcutaneously, or intracoronarily. For parenteral administration, the Compound of the Disclosure are typically used in the form of a sterile aqueous solution which can contain other substances, for example, salts or monosaccharides, such as mannitol or glucose, to make the solution isotonic with blood.
- [0744]** In another embodiment, the present disclosure provides kits which comprise a Compound of the Disclosure (or a composition comprising a Compound of the Disclosure) packaged in a manner that facilitates their use to practice methods of the present disclosure. In one embodiment, the kit includes a Compound of the Disclosure (or a composition comprising a Compound of the Disclosure) packaged in a container, such as a sealed bottle or vessel, with a label affixed to the container or included in the kit that describes use of the compound or composition to practice the method of the

disclosure. In one embodiment, the compound or composition is packaged in a unit dosage form. The kit further can include a device suitable for administering the composition according to the intended route of administration.

[0745] The term "a disease or condition wherein degradation of MDM2 protein provides a benefit" pertains to a disease or condition in which MDM2 and/or an action of MDM2 is important or necessary, e.g., for the onset, progress, expression of that disease or condition, or a disease or a condition which is known to be treated by a MDM2 inhibitor or degrader. Examples of such conditions include, but are not limited to, a cancer, a chronic autoimmune disease, an inflammatory disease, a proliferative disease, sepsis, and a viral infection. One of ordinary skill in the art is readily able to determine whether a compound treats a disease or condition mediated by MDM2 for any particular cell type, for example, by assays which conveniently can be used to assess the activity of particular compounds.

[0746] The term "second therapeutic agent" refers to a therapeutic agent different from a Compound of the Disclosure and that is known to treat the disease or condition of interest. For example when a cancer is the disease or condition of interest, the second therapeutic agent can be a known chemotherapeutic drug, like taxol, or radiation, for example.

[0747] The term "disease" or "condition" denotes disturbances and/or anomalies that as a rule are regarded as being pathological conditions or functions, and that can manifest themselves in the form of particular signs, symptoms, and/or malfunctions. As demonstrated in the examples below, a Compound of the Disclosure is a degrader of MDM2 protein and can be used in treating diseases and conditions wherein degradation of MDM2 provides a benefit.

[0748] As used herein, the terms "treat," "treating," "treatment," refer to eliminating, reducing, or ameliorating a disease or condition, and/or symptoms associated therewith. Although not precluded, treating a disease or condition does not require that the disease, condition, or symptoms associated therewith be completely eliminated. As used herein, the terms "treat," "treating," "treatment," may include "prophylactic treatment," which refers to reducing the probability of redeveloping a disease or condition, or of a recurrence of a previously-controlled disease or condition, in a subject who does not have, but is at risk of or is susceptible to, redeveloping a disease or condition or a recurrence of the disease or condition. The term "treat" and synonyms contemplate

administering a therapeutically effective amount of a Compound of the Disclosure to an individual in need of such treatment.

[0749] Within the meaning of the disclosure, "treatment" also includes relapse prophylaxis or phase prophylaxis, as well as the treatment of acute or chronic signs, symptoms and/or malfunctions. The treatment can be orientated symptomatically, for example, to suppress symptoms. It can be effected over a short period, be oriented over a medium term, or can be a long-term treatment, for example within the context of a maintenance therapy.

[0750] The term "therapeutically effective amount" or "effective dose" as used herein refers to an amount of the active ingredient(s) that is(are) sufficient, when administered by a method of the disclosure, to efficaciously deliver the active ingredient(s) for the treatment of condition or disease of interest to an individual in need thereof. In the case of a cancer or other proliferation disorder, the therapeutically effective amount of the agent may reduce (i.e., retard to some extent and preferably stop) unwanted cellular proliferation; reduce the number of cancer cells; reduce the tumor size; inhibit (i.e., retard to some extent and preferably stop) cancer cell infiltration into peripheral organs; inhibit (i.e., retard to some extent and preferably stop) tumor metastasis; inhibit, to some extent, tumor growth; reduce MDM2 signaling in the target cells; and/or relieve, to some extent, one or more of the symptoms associated with the cancer. To the extent the administered compound or composition prevents growth and/or kills existing cancer cells, it may be cytostatic and/or cytotoxic.

[0751] The term "container" means any receptacle and closure therefore suitable for storing, shipping, dispensing, and/or handling a pharmaceutical product.

[0752] The term "insert" means information accompanying a pharmaceutical product that provides a description of how to administer the product, along with the safety and efficacy data required to allow the physician, pharmacist, and patient to make an informed decision regarding use of the product. The package insert generally is regarded as the "label" for a pharmaceutical product.

[0753] "Concurrent administration," "administered in combination," "simultaneous administration," and similar phrases mean that two or more agents are administered concurrently to the subject being treated. By "concurrently," it is meant that each agent is administered either simultaneously or sequentially in any order at different points in time. However, if not administered simultaneously, it is meant that they are administered to an individual in a sequence and sufficiently close in time so as to provide the desired

therapeutic effect and can act in concert. For example, a Compound of the Disclosure can be administered at the same time or sequentially in any order at different points in time as a second therapeutic agent. A Compound of the Disclosure and the second therapeutic agent can be administered separately, in any appropriate form and by any suitable route. When a Compound of the Disclosure and the second therapeutic agent are not administered concurrently, it is understood that they can be administered in any order to a subject in need thereof. For example, a Compound of the Disclosure can be administered prior to (e.g., 5 minutes, 15 minutes, 30 minutes, 45 minutes, 1 hour, 2 hours, 4 hours, 6 hours, 12 hours, 24 hours, 48 hours, 72 hours, 96 hours, 1 week, 2 weeks, 3 weeks, 4 weeks, 5 weeks, 6 weeks, 8 weeks, or 12 weeks before), concomitantly with, or subsequent to (e.g., 5 minutes, 15 minutes, 30 minutes, 45 minutes, 1 hour, 2 hours, 4 hours, 6 hours, 12 hours, 24 hours, 48 hours, 72 hours, 96 hours, 1 week, 2 weeks, 3 weeks, 4 weeks, 5 weeks, 6 weeks, 8 weeks, or 12 weeks after) the administration of a second therapeutic agent treatment modality (e.g., radiotherapy), to an individual in need thereof. In various embodiments, a Compound of the Disclosure and the second therapeutic agent are administered 1 minute apart, 10 minutes apart, 30 minutes apart, less than 1 hour apart, 1 hour apart, 1 hour to 2 hours apart, 2 hours to 3 hours apart, 3 hours to 4 hours apart, 4 hours to 5 hours apart, 5 hours to 6 hours apart, 6 hours to 7 hours apart, 7 hours to 8 hours apart, 8 hours to 9 hours apart, 9 hours to 10 hours apart, 10 hours to 11 hours apart, 11 hours to 12 hours apart, no more than 24 hours apart or no more than 48 hours apart. In one embodiment, the components of the combination therapies are administered at about 1 minute to about 24 hours apart.

[0754] The use of the terms "a", "an", "the", and similar referents in the context of describing the disclosure (especially in the context of the claims) are to be construed to cover both the singular and the plural, unless otherwise indicated. Recitation of ranges of values herein merely are intended to serve as a shorthand method of referring individually to each separate value falling within the range, unless otherwise indicated herein, and each separate value is incorporated into the specification as if it were individually recited herein. The use of any and all examples, or exemplary language (e.g., "such as") provided herein, is intended to better illustrate the disclosure and is not a limitation on the scope of the disclosure unless otherwise claimed. No language in the specification should be construed as indicating any non-claimed element as essential to the practice of the disclosure.

- [0755] The term "about," as used herein, includes the recited number $\pm 10\%$. Thus, "about 10" means 9 to 11.
- [0756] In the present disclosure, the term "halo" as used by itself or as part of another group refers to -Cl, -F, -Br, or -I.
- [0757] In the present disclosure, the term "nitro" as used by itself or as part of another group refers to -NO₂.
- [0758] In the present disclosure, the term "cyano" as used by itself or as part of another group refers to -CN.
- [0759] In the present disclosure, the term "hydroxy" as used by itself or as part of another group refers to -OH.
- [0760] In the present disclosure, the term "alkyl" as used by itself or as part of another group refers to unsubstituted straight- or branched-chain aliphatic hydrocarbons containing from one to twelve carbon atoms, i.e., C₁₋₁₂ alkyl, or the number of carbon atoms designated, e.g., a C₁ alkyl such as methyl, a C₂ alkyl such as ethyl, a C₃ alkyl such as propyl or isopropyl, a C₁₋₃ alkyl such as methyl, ethyl, propyl, or isopropyl, and so on. In one embodiment, the alkyl is a C₁₋₁₀ alkyl. In another embodiment, the alkyl is a C₁₋₆ alkyl. In another embodiment, the alkyl is a C₁₋₄ alkyl. In another embodiment, the alkyl is a straight chain C₁₋₁₀ alkyl. In another embodiment, the alkyl is a branched chain C₃₋₁₀ alkyl. In another embodiment, the alkyl is a straight chain C₁₋₆ alkyl. In another embodiment, the alkyl is a branched chain C₃₋₆ alkyl. In another embodiment, the alkyl is a straight chain C₁₋₄ alkyl. In another embodiment, the alkyl is a branched chain C₃₋₄ alkyl. In another embodiment, the alkyl is a straight or branched chain C₃₋₄ alkyl. Non-limiting exemplary C₁₋₁₀ alkyl groups include methyl, ethyl, propyl, isopropyl, butyl, *sec*-butyl, *tert*-butyl, *iso*-butyl, 3-pentyl, hexyl, heptyl, octyl, nonyl, and decyl. Non-limiting exemplary C₁₋₄ alkyl groups include methyl, ethyl, propyl, isopropyl, butyl, *sec*-butyl, *tert*-butyl, and *iso*-butyl.
- [0761] In the present disclosure, the term "heteroalkyl" as used by itself or part of another group refers to unsubstituted straight- or branched-chain aliphatic hydrocarbons containing from three to thirty chain atoms, i.e., 3- to 30-membered heteroalkyl, or the number of chain atoms designated, wherein at least one -CH₂- is replaced with at least one -O-, -N(H)-, or -S-. The -O-, -N(H)-, or -S- can independently be placed at any interior position of the aliphatic hydrocarbon chain so long as each -O-, N(H)-, or -S- group is separated by at least two -CH₂- groups. In one embodiment, one -CH₂- group is replaced with one -O- group. In another embodiment, two -CH₂- groups are replaced

with two -O- groups. In another embodiment, three -CH₂- groups are replaced with three -O- groups. In another embodiment, four -CH₂- groups are replaced with four -O- groups. Non-limiting exemplary heteroalkyl groups include:

-CH₂OCH₃;
 -CH₂OCH₂CH₂CH₃;
 -CH₂CH₂CH₂OCH₃;
 -CH₂OCH₂CH₂OCH₃; and
 -CH₂OCH₂CH₂OCH₂CH₂OCH₃.

[0762] In the present disclosure, the term "alkylenyl" as used herein by itself or part of another group refers to a divalent form of an alkyl group. In one embodiment, the alkylenyl is a divalent form of a C₁₋₁₂ alkyl. In one embodiment, the alkylenyl is a divalent form of a C₁₋₁₀ alkyl. In one embodiment, the alkylenyl is a divalent form of a C₁₋₈ alkyl. In one embodiment, the alkylenyl is a divalent form of a C₁₋₆ alkyl. In another embodiment, the alkylenyl is a divalent form of a C₁₋₄ alkyl. Non-limiting exemplary alkylenyl groups include:

-CH₂-,
 -CH₂CH₂-,
 -CH₂CH₂CH₂-,
 -CH₂(CH₂)₂CH₂-,
 -CH(CH₂)₃CH₂-,
 -CH₂(CH₂)₄CH₂-,
 -CH₂(CH₂)₅CH₂-,
 -CH₂CH(CH₃)CH₂-, and
 -CH₂C(CH₃)₂CH₂-.

[0763] In the present disclosure, the term "heteroalkylenyl" as used herein by itself or part of another group refers to a divalent form of a heteroalkyl group. In one embodiment, the heteroalkylenyl is a divalent form of a 3- to 12-membered heteroalkyl. In another embodiment, the heteroalkylenyl is a divalent form of a 3- to 10-membered heteroalkyl. In another embodiment, the heteroalkylenyl is a divalent form of a 3- to 8-membered heteroalkyl. In another embodiment, the heteroalkylenyl is a divalent form of a 3- to 6-membered heteroalkyl. In another embodiment, the heteroalkylenyl is a divalent form of a 3- to 4-membered heteroalkyl. In another embodiment, the heteroalkylenyl is a radical of the formula: -(CH₂)_oO-(CH₂CH₂O)_p-(CH₂)_q·, wherein o is 2 or 3; p is 0, 1, 2, 3, 4, 5, 6, or 7; and q is 2 or 3. In another embodiment, the heteroalkylenyl is a radical of

the formula: $-(\text{CH}_2)_r\text{O}-(\text{CH}_2)_s\text{O}(\text{CH}_2)_t-$, wherein r is 2, 3, or 4; s is 3, 4, or 5; and t is 2 or 3. Non-limiting exemplary heteroalkylenyl groups include:

-CH₂OCH₂-;
 -CH₂CH₂OCH₂CH₂-;
 -CH₂OCH₂CH₂CH₂-;
 -CH₂CH₂OCH₂CH₂CH₂-;
 -CH₂CH₂OCH₂CH₂OCH₂CH₂-; and
 -CH₂CH₂OCH₂CH₂OCH₂CH₂O-.

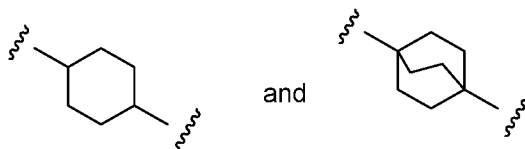
[0764] In the present disclosure, the term "optionally substituted alkyl" as used by itself or as part of another group means that the alkyl as defined above is either unsubstituted or substituted with one, two, or three substituents independently chosen from nitro, haloalkoxy, aryloxy, aralkyloxy, alkylthio, sulfonamido, alkylcarbonyl, arylcarbonyl, alkylsulfonyl, arylsulfonyl, carboxy, carboxyalkyl, cycloalkyl, and the like. In one embodiment, the optionally substituted alkyl is substituted with two substituents. In another embodiment, the optionally substituted alkyl is substituted with one substituent. Non-limiting exemplary optionally substituted alkyl groups include -CH₂CH₂NO₂, -CH₂SO₂CH₃, -CH₂CH₂CO₂H, -CH₂CH₂SO₂CH₃, -CH₂CH₂COPh, and -CH₂C₆H₁₁.

[0765] In the present disclosure, the term "cycloalkyl" as used by itself or as part of another group refers to saturated and partially unsaturated (containing one or two double bonds) cyclic aliphatic hydrocarbons containing one to three rings having from three to twelve carbon atoms (i.e., C₃₋₁₂ cycloalkyl) or the number of carbons designated. In one embodiment, the cycloalkyl group has two rings. In one embodiment, the cycloalkyl group has one ring. In another embodiment, the cycloalkyl group is chosen from a C₃₋₈ cycloalkyl group. In another embodiment, the cycloalkyl group is chosen from a C₃₋₆ cycloalkyl group. Non-limiting exemplary cycloalkyl groups include cyclopropyl, cyclobutyl, cyclopentyl, cyclohexyl, cycloheptyl, cyclooctyl, norbornyl, decalin, adamantyl, cyclohexenyl, cyclopentenyl, and cyclohexenyl.

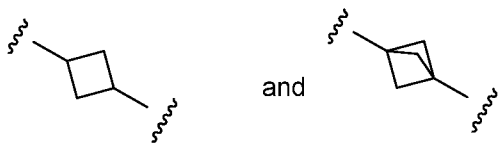
[0766] In the present disclosure, the term "optionally substituted cycloalkyl" as used by itself or as part of another group means that the cycloalkyl as defined above is either unsubstituted or substituted with one, two, or three substituents independently chosen from halo, nitro, cyano, hydroxy, amino, haloalkyl, hydroxyalkyl, alkoxy, haloalkoxy, aryloxy, aralkyloxy, alkylthio, carboxamido, sulfonamido, alkylcarbonyl, arylcarbonyl, alkylsulfonyl, arylsulfonyl, carboxy, carboxyalkyl, alkyl, optionally substituted cycloalkyl, alkenyl, alkynyl, optionally substituted aryl, optionally substituted heteroaryl,

optionally substituted heterocyclo, alkoxyalkyl, (amino)alkyl, (carboxamido)alkyl, mercaptoalkyl, and (heterocyclo)alkyl. In one embodiment, the optionally substituted cycloalkyl is substituted with two substituents. In another embodiment, the optionally substituted cycloalkyl is substituted with one substituent.

[0767] In the present disclosure, the term "cycloalkylenyl" as used herein by itself or part of another group refers to a divalent form of an optionally substituted cycloalkyl group. Non-limiting examples of a cycloalkylenyl include:



Non-limiting examples of a cycloalkylenyl also include:



[0768] In the present disclosure, the term "alkenyl" as used by itself or as part of another group refers to an alkyl group as defined above containing one, two or three carbon-to-carbon double bonds. In one embodiment, the alkenyl group is chosen from a C₂₋₆ alkenyl group. In another embodiment, the alkenyl group is chosen from a C₂₋₄ alkenyl group. Non-limiting exemplary alkenyl groups include ethenyl, propenyl, isopropenyl, butenyl, *sec*-butenyl, pentenyl, and hexenyl.

[0769] In the present disclosure, the term "optionally substituted alkenyl" as used herein by itself or as part of another group means the alkenyl as defined above is either unsubstituted or substituted with one, two or three substituents independently chosen from halo, nitro, cyano, hydroxy, amino, alkylamino, dialkylamino, haloalkyl, hydroxyalkyl, alkoxy, haloalkoxy, aryloxy, aralkyloxy, alkylthio, carboxamido, sulfonamido, alkylcarbonyl, arylcarbonyl, alkylsulfonyl, arylsulfonyl, carboxy, carboxyalkyl, alkyl, cycloalkyl, alkenyl, alkynyl, aryl, heteroaryl, or heterocyclo.

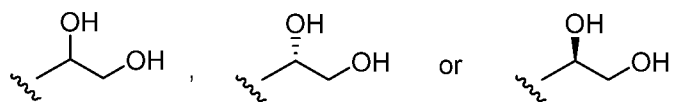
[0770] In the present disclosure, the term "alkynyl" as used by itself or as part of another group refers to an alkyl group as defined above containing one to three carbon-to-carbon triple bonds. In one embodiment, the alkynyl has one carbon-to-carbon triple bond. In one embodiment, the alkynyl group is chosen from a C₂₋₆ alkynyl group. In another embodiment, the alkynyl group is chosen from a C₂₋₄ alkynyl group. Non-limiting

exemplary alkynyl groups include ethynyl, propynyl, butynyl, 2-butynyl, pentynyl, and hexynyl groups.

[0771] In the present disclosure, the term "optionally substituted alkynyl" as used herein by itself or as part of another group means the alkynyl as defined above is either unsubstituted or substituted with one, two or three substituents independently chosen from halo, nitro, cyano, hydroxy, amino, alkylamino, dialkylamino, haloalkyl, hydroxyalkyl, alkoxy, haloalkoxy, aryloxy, aralkyloxy, alkylthio, carboxamido, sulfonamido, alkylcarbonyl, arylcarbonyl, alkylsulfonyl, arylsulfonyl, carboxy, carboxyalkyl, alkyl, cycloalkyl, alkenyl, alkynyl, aryl, heteroaryl, or heterocyclo.

[0772] In the present disclosure, the term "haloalkyl" as used by itself or as part of another group refers to an alkyl group substituted by one or more fluorine, chlorine, bromine and/or iodine atoms. In one embodiment, the alkyl group is substituted by one, two, or three fluorine and/or chlorine atoms. In another embodiment, the haloalkyl group is chosen from a C₁₋₄ haloalkyl group. Non-limiting exemplary haloalkyl groups include fluoromethyl, 2-fluoroethyl, difluoromethyl, trifluoromethyl, pentafluoroethyl, 1,1-difluoroethyl, 2,2-difluoroethyl, 2,2,2-trifluoroethyl, 3,3,3-trifluoropropyl, 4,4,4-trifluorobutyl, and trichloromethyl groups.

[0773] In the present disclosure, the term "hydroxyalkyl" as used by itself or as part of another group refers to an alkyl group substituted with one or more, e.g., one, two, or three, hydroxy groups. In one embodiment, the hydroxyalkyl group is a monohydroxyalkyl group, i.e., substituted with one hydroxy group. In another embodiment, the hydroxyalkyl group is a dihydroxyalkyl group, i.e., substituted with two hydroxy groups, e.g.,



[0774] In another embodiment, the hydroxyalkyl group is chosen from a C₁₋₄ hydroxyalkyl group. Non-limiting exemplary hydroxyalkyl groups include hydroxymethyl, hydroxyethyl, hydroxypropyl and hydroxybutyl groups, such as 1-hydroxyethyl, 2-hydroxyethyl, 1,2-dihydroxyethyl, 2-hydroxypropyl, 3-hydroxypropyl, 3-hydroxybutyl, 4-hydroxybutyl, 2-hydroxy-1-methylpropyl, and 1,3-dihydroxyprop-2-yl.

[0775] In the present disclosure, the term "alkoxy" as used by itself or as part of another group refers to an optionally substituted alkyl, optionally substituted cycloalkyl,

optionally substituted alkenyl or optionally substituted alkynyl attached to a terminal oxygen atom. In one embodiment, the alkoxy group is chosen from a C₁₋₄ alkoxy group. In another embodiment, the alkoxy group is chosen from a C₁₋₄ alkyl attached to a terminal oxygen atom, e.g., methoxy, ethoxy, and *tert*-butoxy.

[0776] In the present disclosure, the term "alkylthio" as used by itself or as part of another group refers to a sulfur atom substituted by an optionally substituted alkyl group. In one embodiment, the alkylthio group is chosen from a C₁₋₄ alkylthio group. Non-limiting exemplary alkylthio groups include -SCH₃, and -SCH₂CH₃.

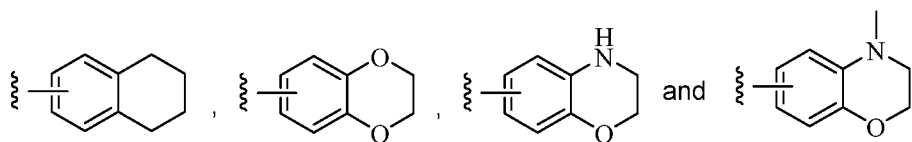
[0777] In the present disclosure, the term "alkoxyalkyl" as used by itself or as part of another group refers to an alkyl group substituted with an alkoxy group. Non-limiting exemplary alkoxyalkyl groups include methoxymethyl, methoxyethyl, methoxypropyl, methoxybutyl, ethoxymethyl, ethoxyethyl, ethoxypropyl, ethoxybutyl, propoxymethyl, iso-propoxymethyl, propoxyethyl, propoxypropyl, butoxymethyl, *tert*-butoxymethyl, isobutoxymethyl, *sec*-butoxymethyl, and pentyloxymethyl.

[0778] In the present disclosure, the term "haloalkoxy" as used by itself or as part of another group refers to a haloalkyl attached to a terminal oxygen atom. Non-limiting exemplary haloalkoxy groups include fluoromethoxy, difluoromethoxy, trifluoromethoxy, and 2,2,2-trifluoroethoxy.

[0779] In the present disclosure, the term "aryl" as used by itself or as part of another group refers to a monocyclic or bicyclic aromatic ring system having from six to fourteen carbon atoms (i.e., C₆-C₁₄ aryl). Non-limiting exemplary aryl groups include phenyl (abbreviated as "Ph"), naphthyl, phenanthryl, anthracyl, indenyl, azulenyl, biphenyl, biphenylenyl, and fluorenyl groups. In one embodiment, the aryl group is chosen from phenyl or naphthyl.

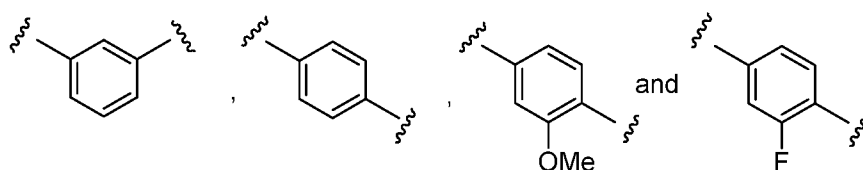
[0780] In the present disclosure, the term "optionally substituted aryl" as used herein by itself or as part of another group means that the aryl as defined above is either unsubstituted or substituted with one to five substituents independently chosen from halo, nitro, cyano, hydroxy, amino, alkylamino, dialkylamino, haloalkyl, hydroxyalkyl, alkoxy, haloalkoxy, aryloxy, aralkyloxy, alkylthio, carboxamido, sulfonamido, alkylcarbonyl, arylcarbonyl, alkylsulfonyl, arylsulfonyl, carboxy, carboxyalkyl, alkyl, optionally substituted cycloalkyl, alkenyl, alkynyl, optionally substituted aryl, optionally substituted heteroaryl, optionally substituted heterocyclo, alkoxyalkyl, (amino)alkyl, (carboxamido)alkyl, mercaptoalkyl, or (heterocyclo)alkyl.

[0781] In one embodiment, the optionally substituted aryl is an optionally substituted phenyl. In one embodiment, the optionally substituted phenyl has four substituents. In another embodiment, the optionally substituted phenyl has three substituents. In another embodiment, the optionally substituted phenyl has two substituents. In another embodiment, the optionally substituted phenyl has one substituent. Non-limiting exemplary substituted aryl groups include 2-methylphenyl, 2-methoxyphenyl, 2-fluorophenyl, 2-chlorophenyl, 2-bromophenyl, 3-methylphenyl, 3-methoxyphenyl, 3-fluorophenyl, 3-chlorophenyl, 4-methylphenyl, 4-ethylphenyl, 4-methoxyphenyl, 4-fluorophenyl, 4-chlorophenyl, 2,6-di-fluorophenyl, 2,6-di-chlorophenyl, 2-methyl, 3-methoxyphenyl, 2-ethyl, 3-methoxyphenyl, 3,4-di-methoxyphenyl, 3,5-di-fluorophenyl, 3,5-di-methylphenyl, 3,5-dimethoxy, 4-methylphenyl, 2-fluoro-3-chlorophenyl, and 3-chloro-4-fluorophenyl. The term optionally substituted aryl is meant to include groups having fused optionally substituted cycloalkyl and fused optionally substituted heterocyclo rings. Non-limiting examples include:



[0782] In the present disclosure, the term "arylenyl" as used herein by itself or part of another group refers to a divalent form of an optionally substituted aryl group.

[0783] In the present disclosure, the term "phenylenyl" as used herein by itself or part of another group refers to a divalent form of an optionally substituted phenyl group. Non-limiting examples include:



[0784] In the present disclosure, the term "aryloxy" as used by itself or as part of another group refers to an optionally substituted aryl attached to a terminal oxygen atom. A non-limiting exemplary aryloxy group is PhO-.

[0785] In the present disclosure, the term "aralkyloxy" as used by itself or as part of another group refers to an aralkyl group attached to a terminal oxygen atom. A non-limiting exemplary aralkyloxy group is PhCH₂O-.

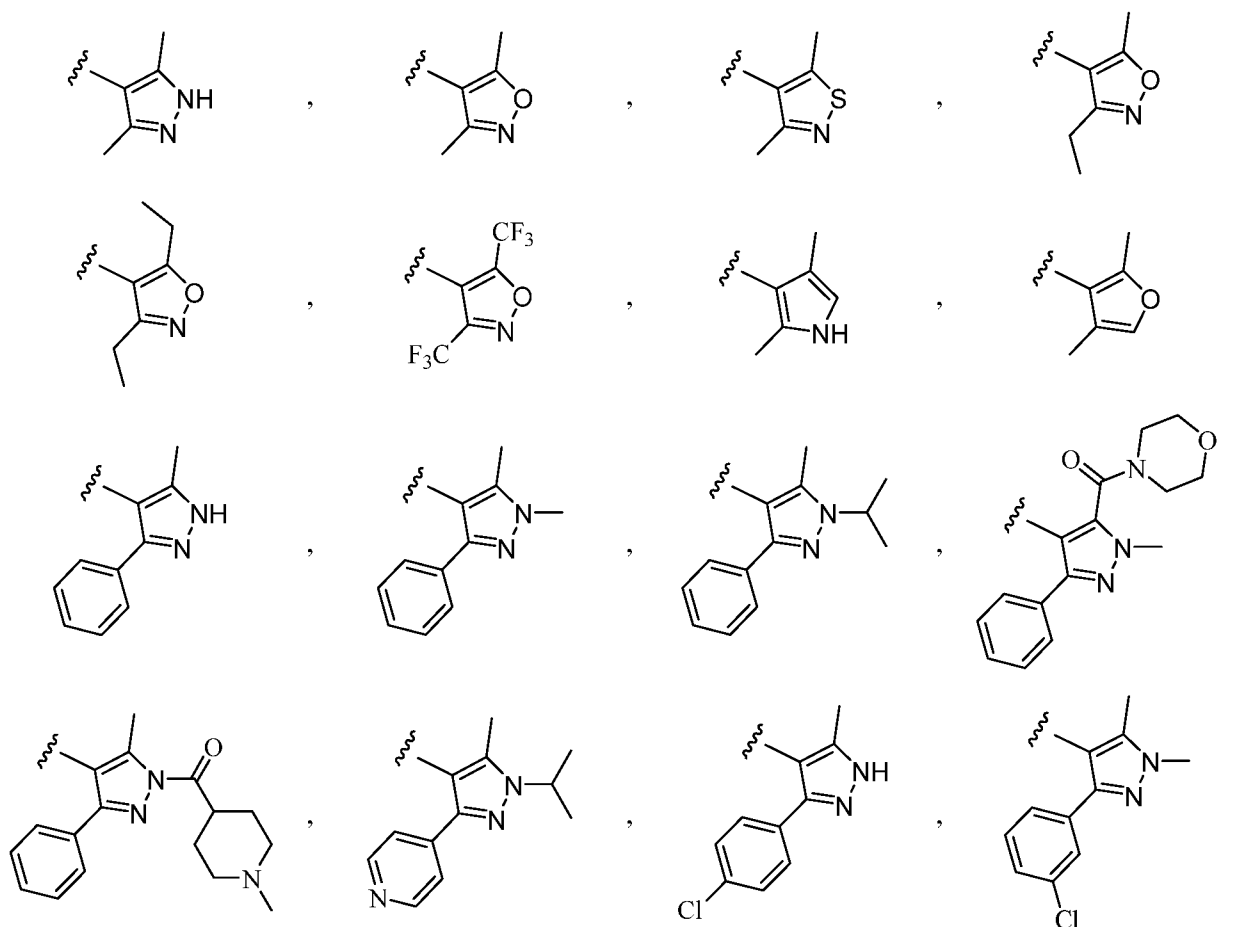
[0786] In the present disclosure, the term "heteroaryl" or "heteroaromatic" refers to monocyclic and bicyclic aromatic ring systems having 5 to 14 ring atoms

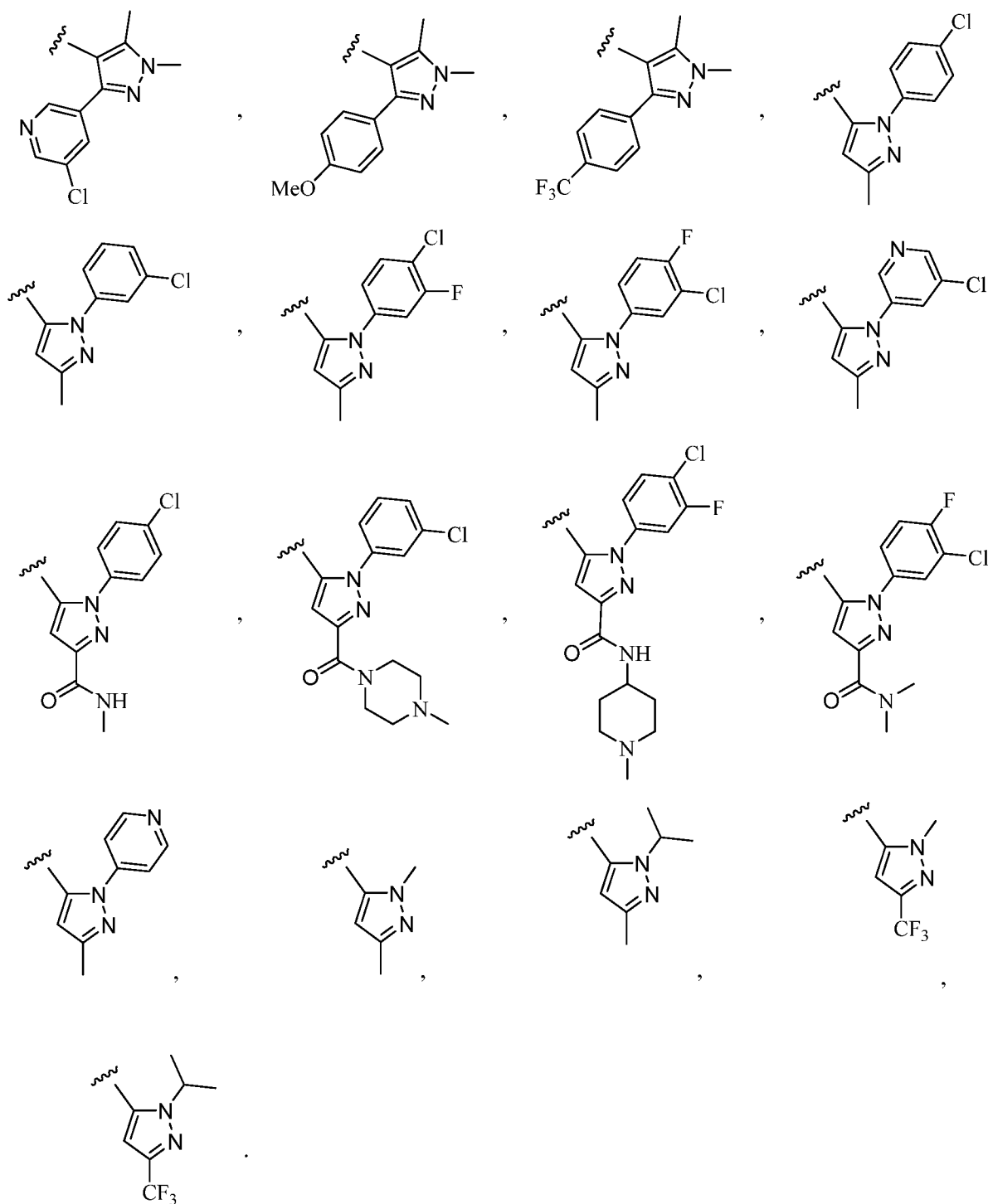
(i.e., C₅-C₁₄ heteroaryl), wherein at least one carbon atom of one of the rings is replaced with a heteroatom independently selected from the group consisting of oxygen, nitrogen and sulfur. In one embodiment, the heteroaryl contains 1, 2, 3, or 4 heteroatoms independently selected from the group consisting of oxygen, nitrogen and sulfur. In one embodiment, the heteroaryl has three heteroatoms. In another embodiment, the heteroaryl has two heteroatoms. In another embodiment, the heteroaryl has one heteroatom. Non-limiting exemplary heteroaryl groups include thienyl, benzo[b]thienyl, naphtho[2,3-b]thienyl, thianthrenyl, furyl, benzofuryl, pyranyl, isobenzofuranyl, benzooxazolyl, chromenyl, xanthenyl, 2*H*-pyrrolyl, pyrrolyl, imidazolyl, pyrazolyl, pyridyl, pyrazinyl, pyrimidinyl, pyridazinyl, isoindolyl, 3*H*-indolyl, indolyl, indazolyl, purinyl, isoquinolyl, quinolyl, phthalazinyl, naphthyridinyl, cinnolyl, quinazolinyl, pteridinyl, 4*aH*-carbazolyl, carbazolyl, β -carbolinyl, phenanthridinyl, acridinyl, pyrimidinyl, phenanthrolinyl, phenazinyl, thiazolyl, isothiazolyl, phenothiazolyl, isoxazolyl, furazanyl, and phenoxazinyl. In one embodiment, the heteroaryl is chosen from thienyl (e.g., thien-2-yl and thien-3-yl), furyl (e.g., 2-furyl and 3-furyl), pyrrolyl (e.g., 1*H*-pyrrol-2-yl and 1*H*-pyrrol-3-yl), imidazolyl (e.g., 2*H*-imidazol-2-yl and 2*H*-imidazol-4-yl), pyrazolyl (e.g., 1*H*-pyrazol-3-yl, 1*H*-pyrazol-4-yl, and 1*H*-pyrazol-5-yl), pyridyl (e.g., pyridin-2-yl, pyridin-3-yl, and pyridin-4-yl), pyrimidinyl (e.g., pyrimidin-2-yl, pyrimidin-4-yl, and pyrimidin-5-yl), thiazolyl (e.g., thiazol-2-yl, thiazol-4-yl, and thiazol-5-yl), isothiazolyl (e.g., isothiazol-3-yl, isothiazol-4-yl, and isothiazol-5-yl), oxazolyl (e.g., oxazol-2-yl, oxazol-4-yl, and oxazol-5-yl), isoxazolyl (e.g., isoxazol-3-yl, isoxazol-4-yl, and isoxazol-5-yl), and indazolyl (e.g., 1*H*-indazol-3-yl). The term "heteroaryl" is also meant to include possible N-oxides. A non-limiting exemplary N-oxide is pyridyl N-oxide.

[0787] In one embodiment, the heteroaryl is a 5- or 6-membered heteroaryl. In one embodiment, the heteroaryl is a 5-membered heteroaryl, i.e., the heteroaryl is a monocyclic aromatic ring system having 5 ring atoms wherein at least one carbon atom of the ring is replaced with a heteroatom independently selected from nitrogen, oxygen, and sulfur. Non-limiting exemplary 5-membered heteroaryl groups include thienyl, furyl, pyrrolyl, oxazolyl, pyrazolyl, imidazolyl, thiazolyl, isothiazolyl, and isoxazolyl.

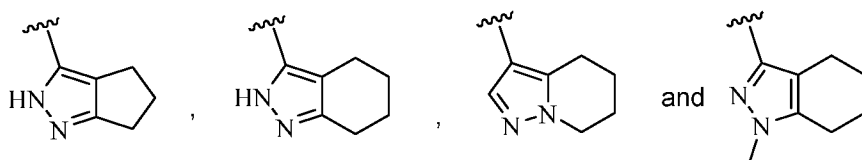
[0788] In another embodiment, the heteroaryl is a 6-membered heteroaryl, e.g., the heteroaryl is a monocyclic aromatic ring system having 6 ring atoms wherein at least one carbon atom of the ring is replaced with a nitrogen atom. Non-limiting exemplary 6-membered heteroaryl groups include pyridyl, pyrazinyl, pyrimidinyl, and pyridazinyl.

[0789] In the present disclosure, the term "optionally substituted heteroaryl" as used by itself or as part of another group means that the heteroaryl as defined above is either unsubstituted or substituted with one to four substituents, e.g., one or two substituents, independently chosen from halo, nitro, cyano, hydroxy, amino, alkylamino, dialkylamino, haloalkyl, hydroxyalkyl, alkoxy, haloalkoxy, aryloxy, aralkyloxy, alkylthio, carboxamido, sulfonamido, alkylcarbonyl, arylcarbonyl, alkylsulfonyl, arylsulfonyl, carboxy, carboxyalkyl, alkyl, optionally substituted cycloalkyl, alkenyl, alkynyl, optionally substituted aryl, optionally substituted heteroaryl, optionally substituted heterocyclo, alkoxyalkyl, (amino)alkyl, (carboxamido)alkyl, mercaptoalkyl, or (heterocyclo)alkyl. In one embodiment, the optionally substituted heteroaryl has one substituent. Any available carbon or nitrogen atom can be substituted. Non-limiting exemplary optionally substituted 5-membered heteroaryl groups include, but are not limited to:

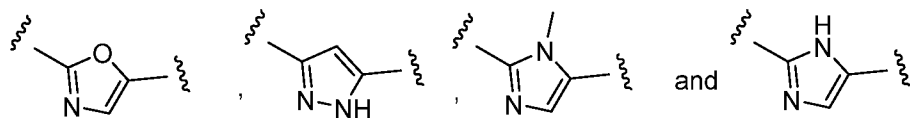




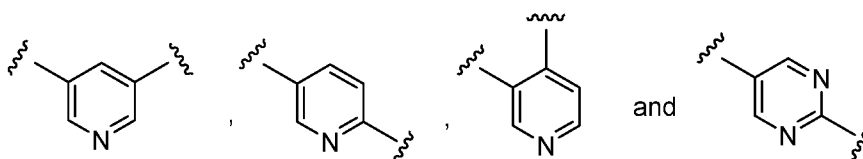
[0790] The term optionally substituted heteroaryl is also meant to include groups having fused optionally substituted cycloalkyl and fused optionally substituted heterocyclo rings. Non-limiting examples include:



[0791] In the present disclosure, the term "heteroarylenyl" as used herein by itself or part of another group refers to a divalent form of an optionally substituted heteroaryl group. In one embodiment, the heteroarylenyl is a 5-membered heteroarylenyl. Non-limiting examples of a 5-membered heteroarylenyl include:



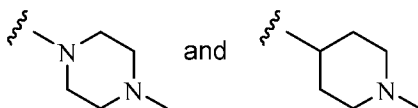
In one embodiment, the heteroarylenyl is a 6-membered heteroarylenyl. Non-limiting examples of a 6-membered heteroarylenyl include:



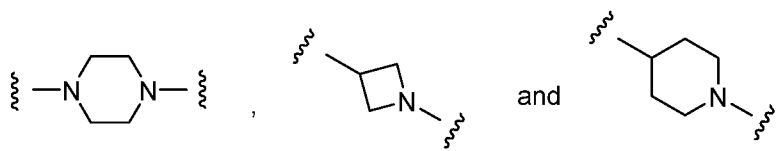
[0792] In the present disclosure, the term "heterocycle" or "heterocyclo" as used by itself or as part of another group refers to saturated and partially unsaturated (e.g., containing one or two double bonds) cyclic groups containing one, two, or three rings having from three to fourteen ring members (i.e., a 3- to 14-membered heterocyclo) wherein at least one carbon atom of one of the rings is replaced with a heteroatom. Each heteroatom is independently selected from the group consisting of oxygen, sulfur, including sulfoxide and sulfone, and/or nitrogen atoms, which can be oxidized or quaternized. The term "heterocyclo" is meant to include groups wherein a ring -CH₂- is replaced with a -C(=O)-, for example, cyclic ureido groups such as 2-imidazolidinone and cyclic amide groups such as β -lactam, γ -lactam, δ -lactam, ϵ -lactam, and piperazin-2-one. The term "heterocyclo" is also meant to include groups having fused optionally substituted aryl groups, e.g., indolinyl, chroman-4-yl. In one embodiment, the heterocyclo group is chosen from a 5- or 6-membered cyclic group containing one ring and one or two oxygen and/or nitrogen atoms. The heterocyclo can be optionally linked to the rest of the molecule through any available carbon or nitrogen atom. Non-limiting exemplary heterocyclo groups include dioxanyl, tetrahydropyranyl, 2-oxopyrrolidin-3-yl, piperazin-2-one, piperazine-2,6-dione, 2-imidazolidinone, piperidinyl, morpholinyl, piperazinyl, pyrrolidinyl, and indolinyl.

[0793] In the present disclosure, the term "optionally substituted heterocyclo" as used herein by itself or part of another group means the heterocyclo as defined above is either unsubstituted or substituted with one to four substituents independently selected from halo, nitro, cyano, hydroxy, amino, alkylamino, dialkylamino, haloalkyl, hydroxyalkyl,

alkoxy, haloalkoxy, aryloxy, aralkyloxy, alkylthio, carboxamido, sulfonamido, alkylcarbonyl, alkoxycarbonyl, $\text{CF}_3\text{C}(=\text{O})-$, arylcarbonyl, alkylsulfonyl, arylsulfonyl, carboxy, carboxyalkyl, alkyl, optionally substituted cycloalkyl, alkenyl, alkynyl, optionally substituted aryl, optionally substituted heteroaryl, optionally substituted heterocyclo, alkoxyalkyl, (amino)alkyl, (carboxamido)alkyl, mercaptoalkyl, or (heterocyclo)alkyl. Substitution may occur on any available carbon or nitrogen atom, or both. Non-limiting exemplary optionally substituted heterocyclo groups include:



[0794] In the present disclosure, the term "heterocyclenyl" as used herein by itself or part of another group refers to a divalent form of an optionally substituted heterocyclo group. Substitution may occur at any available carbon atom or nitrogen atom. In one embodiment, the heterocyclenyl is a 4-membered heterocyclenyl. In another embodiment, the heterocyclenyl is a 5-membered heterocyclenyl. In another embodiment, the heterocyclenyl is a 6-membered heterocyclenyl. Non-limiting exemplary heterocyclenyl groups include:

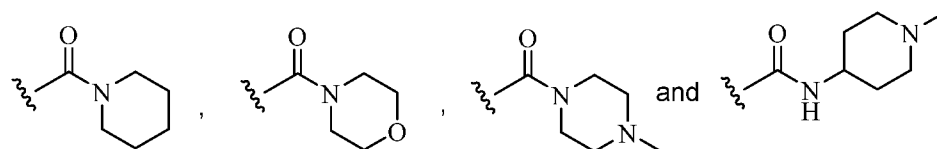


[0795] In the present disclosure, the term "amino" as used by itself or as part of another group refers to $-\text{NR}^{10a}\text{R}^{10b}$, wherein R^{10a} and R^{10b} are each independently hydrogen, alkyl, hydroxyalkyl, optionally substituted cycloalkyl, optionally substituted aryl, optionally substituted heterocyclo, or optionally substituted heteroaryl, or R^{10a} and R^{10b} are taken together to form a 3- to 8-membered optionally substituted heterocyclo. Non-limiting exemplary amino groups include $-\text{NH}_2$ and $-\text{N}(\text{H})(\text{CH}_3)$.

[0796] In the present disclosure, the term "(amino)alkyl" as used by itself or as part of another group refers to an alkyl group substituted with an amino group. Non-limiting exemplary amino alkyl groups include $-\text{CH}_2\text{CH}_2\text{NH}_2$, and $-\text{CH}_2\text{CH}_2\text{N}(\text{H})\text{CH}_3$, $-\text{CH}_2\text{CH}_2\text{N}(\text{CH}_3)_2$, and $-\text{CH}_2\text{N}(\text{H})\text{cyclopropyl}$.

[0797] In the present disclosure, the term "carboxamido" as used by itself or as part of another group refers to a radical of formula $-\text{C}(=\text{O})\text{NR}^{9a}\text{R}^{9b}$, wherein R^{9a} and R^{9b} are each independently hydrogen, optionally substituted alkyl, hydroxyalkyl, optionally substituted cycloalkyl, optionally substituted aryl, optionally substituted heterocyclo, or

optionally substituted heteroaryl, or R^{9a} and R^{9b} taken together with the nitrogen to which they are attached form a 3- to 8-membered optionally substituted heterocyclo group. In one embodiment, R^{9a} and R^{9b} are each independently hydrogen or optionally substituted alkyl. In one embodiment, R^{9a} and R^{9b} are taken together with the nitrogen to which they are attached form a 3- to 8-membered optionally substituted heterocyclo group. Non-limiting exemplary carboxamido groups include, but are not limited to, $-\text{CONH}_2$, $-\text{CON}(\text{H})\text{CH}_3$, $-\text{CON}(\text{CH}_3)_2$, $-\text{CON}(\text{H})\text{Ph}$,



[0798] In the present disclosure, the term "sulfonamido" as used by itself or as part of another group refers to a radical of the formula $-\text{SO}_2\text{NR}^{8a}\text{R}^{8b}$, wherein R^{8a} and R^{8b} are each independently hydrogen, optionally substituted alkyl, or optionally substituted aryl, or R^{8a} and R^{8b} taken together with the nitrogen to which they are attached form a 3- to 8-membered heterocyclo group. Non-limiting exemplary sulfonamido groups include $-\text{SO}_2\text{NH}_2$, $-\text{SO}_2\text{N}(\text{H})\text{CH}_3$, and $-\text{SO}_2\text{N}(\text{H})\text{Ph}$.

[0799] In the present disclosure, the term "alkylcarbonyl" as used by itself or as part of another group refers to a carbonyl group, i.e., $-\text{C}(=\text{O})-$, substituted by an alkyl group. A non-limiting exemplary alkylcarbonyl group is $-\text{COCH}_3$.

[0800] In the present disclosure, the term "arylcarbonyl" as used by itself or as part of another group refers to a carbonyl group, i.e., $-\text{C}(=\text{O})-$, substituted by an optionally substituted aryl group. A non-limiting exemplary arylcarbonyl group is $-\text{COPh}$.

[0801] In the present disclosure, the term "alkoxycarbonyl" as used by itself or as part of another group refers to a carbonyl group, i.e., $-\text{C}(=\text{O})-$, substituted by an alkoxy group. Non-limiting exemplary alkoxycarbonyl groups include $-\text{C}(=\text{O})\text{OMe}$, $-\text{C}(=\text{O})\text{OEt}$, and $-\text{C}(=\text{O})\text{OtBu}$.

[0802] In the present disclosure, the term "alkylsulfonyl" as used by itself or as part of another group refers to a sulfonyl group, i.e., $-\text{SO}_2-$, substituted by any of the above-mentioned optionally substituted alkyl groups. A non-limiting exemplary alkylsulfonyl group is $-\text{SO}_2\text{CH}_3$.

[0803] In the present disclosure, the term "arylsulfonyl" as used by itself or as part of another group refers to a sulfonyl group, i.e., $-\text{SO}_2-$, substituted by any of the

above-mentioned optionally substituted aryl groups. A non-limiting exemplary arylsulfonyl group is -SO₂Ph.

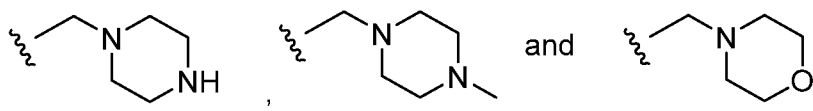
[0804] In the present disclosure, the term "mercaptoalkyl" as used by itself or as part of another group refers to any of the above-mentioned alkyl groups substituted by a -SH group.

[0805] In the present disclosure, the term "carboxy" as used by itself or as part of another group refers to a radical of the formula -COOH.

[0806] In the present disclosure, the term "carboxyalkyl" as used by itself or as part of another group refers to any of the above-mentioned alkyl groups substituted with a -COOH. A non-limiting exemplary carboxyalkyl group is -CH₂CO₂H.

[0807] In the present disclosure, the terms "aralkyl" or "arylalkyl" as used by themselves or as part of another group refers to an alkyl group substituted with one, two, or three optionally substituted aryl groups. In one embodiment, the optionally substituted aralkyl group is a C₁₋₄ alkyl substituted with one optionally substituted aryl group. In one embodiment, the optionally substituted aralkyl group is a C₁ or C₂ alkyl substituted with one optionally substituted aryl group. In one embodiment, the optionally substituted aralkyl group is a C₁ or C₂ alkyl substituted with one optionally substituted phenyl group. Non-limiting exemplary optionally substituted aralkyl groups include benzyl, phenethyl, -CHPh₂, -CH₂(4-F-Ph), -CH₂(4-Me-Ph), -CH₂(4-CF₃-Ph), and -CH(4-F-Ph)₂.

[0808] In the present disclosure, the terms "(heterocyclo)alkyl" as used by itself or part of another group refers to an alkyl group substituted with an optionally substituted heterocyclo group. In one embodiment, the (heterocyclo)alkyl is a C₁₋₄ alkyl substituted with one optionally substituted heterocyclo group. Non-limiting exemplary (heterocyclo)alkyl groups include:



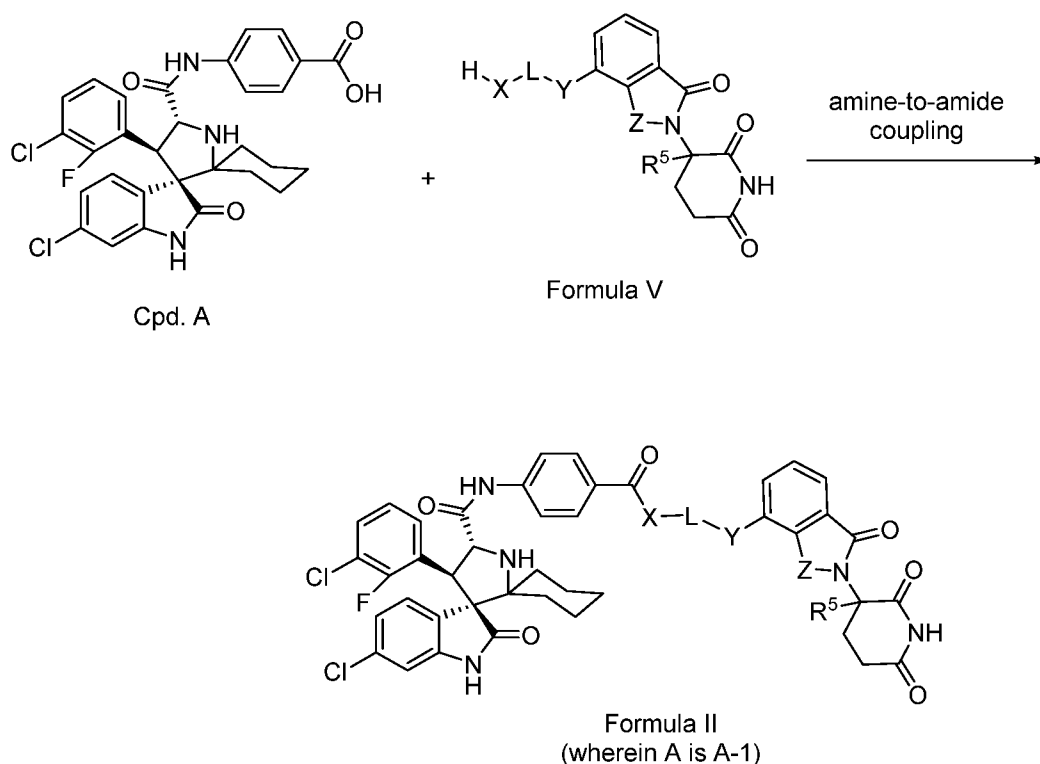
[0809] The present disclosure encompasses any of the Compounds of the Disclosure being isotopically-labeled, i.e., radiolabeled, by having one or more atoms replaced by an atom having a different atomic mass or mass number. Examples of isotopes that can be incorporated into Compounds of the Disclosure include isotopes of hydrogen, carbon, nitrogen, sulfur, oxygen, fluorine, and chlorine, such as ²H (or deuterium (D)), ³H, ¹¹C, ¹³C, ¹⁴C, ¹⁵N, ¹⁸O, ¹⁷O, ³⁵S, ¹⁸F, and ³⁶Cl, e.g., ²H, ³H, and ¹³C. In one embodiment, a portion of the atoms at a position within a Compound of the Disclosure are replaced, i.e.,

the Compound of the Disclosure is enriched at a position with an atom having a different atomic mass or mass number. In one embodiment, at least about 1% of the atoms are replaced with atoms having a different atomic mass or mass number. In another embodiment, at least about 5%, at least about 10%, at least about 15%, at least about 20%, at least about 25%, at least about 30%, at least about 35%, at least about 40%, at least about 45%, at least about 50%, at least about 55%, at least about 60%, at least about 65%, at least about 70%, at least about 75%, at least about 80%, at least about 85%, at least about 90%, at least about 95%, or at least about 100% of the atoms are replaced with atoms having a different atomic mass or mass number. For example, when B¹ of Formula I-A, VII, or VIII, is B-1a, B-1b, B-1c, or B-1d, and R⁵ is hydrogen, the hydrogen at R⁵ may be replaced entirely or partially with deuterium, e.g., at least about 1%, at least about 5%, at least about 10%, at least about 15%, at least about 20%, at least about 25%, at least about 30%, at least about 35%, at least about 40%, at least about 45%, at least about 50%, at least about 55%, at least about 60%, at least about 65%, at least about 70%, at least about 75%, at least about 80%, at least about 85%, at least about 90%, or at least about 95% of the hydrogen atoms at R⁵ are deuterium atoms. Isotopically-labeled Compounds of the Disclosure can be prepared by methods known in the art.

General Synthesis of Compounds

[0810] Compounds of the Disclosure are prepared using methods known to those skilled in the art in view of this disclosure, or by the illustrative methods shown in the General Schemes below. Suitable protecting can be employed in the synthesis, if needed. *See* Wuts, P. G. M.; Greene, T. W., "Greene's Protective Groups in Organic Synthesis", 4th Ed., J. Wiley & Sons, NY, 2007.

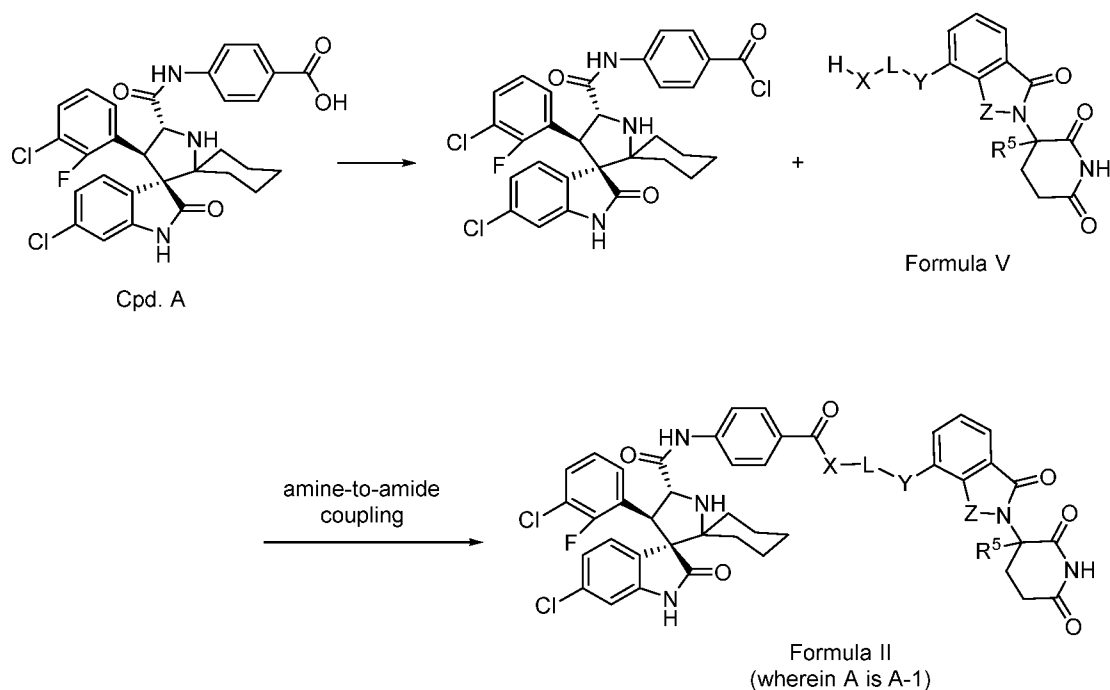
General Scheme 1



[0811] In General Scheme 1, Cpd. A is reacted with a compound having Formula V in an organic solvent to give a compound having Formula II, wherein A is A-1. Cpd. A is a MDM2 inhibitor. *See* Compound Example No. 22 of US 8,629,141. Compounds having Formula V may be prepared using methods known in the art and/or as illustrated in the Examples below. Suitable amine-to-amide coupling reagents and conditions, e.g., HATU/base, HBTU/base, or EDCI/HOBt/base, are well known in the art. *See* Montalbetti and Falque, *Tetrahedron* 61:10827–10852 (2005).

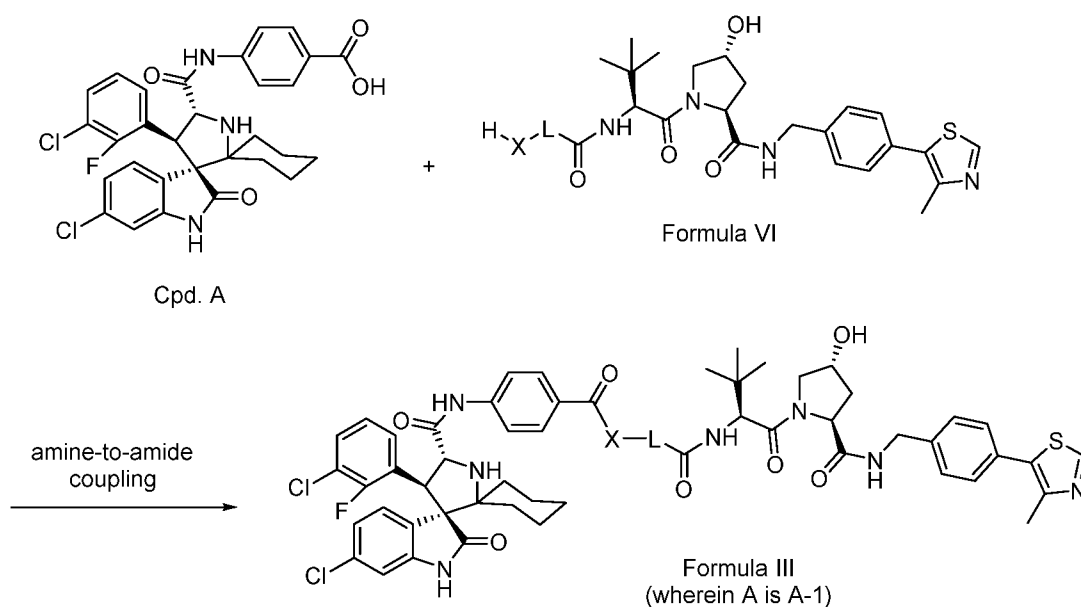
[0812] In the alternative, the carboxylic acid of Cpd. A can be converted to the acid chloride, and reacted with a compound having Formula V to give a compound having Formula II, wherein A is A-1 according to General Scheme 2.

General Scheme 2



[0813] In General Scheme 3, Cpd. A is reacted with a compound having Formula VI in an organic solvent to give a compound having Formula III, wherein A is A-1. Compounds having Formula V may be prepared using methods known in the art and/or as illustrated in the Examples below. Suitable amine-to-amide coupling reagents and conditions e.g., HATU/base, HBTU/base, or EDCI/HOBt/base, are well known in the art. See Montalbetti and Falque, *Tetrahedron* 61:10827–10852 (2005).

General Scheme 3

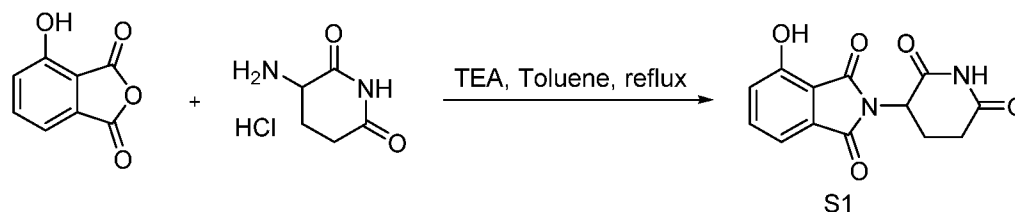


EXAMPLES

EXAMPLE 1

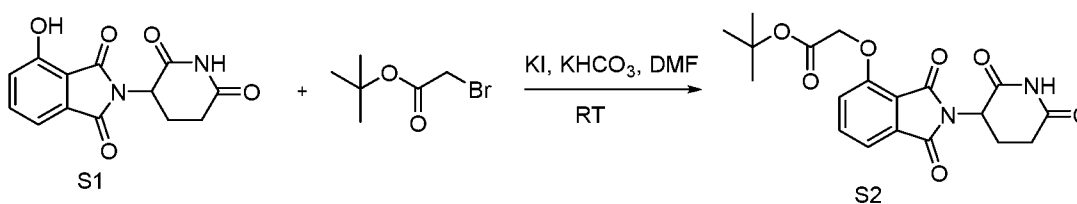
Synthesis of (3'R,4'S,5'R)-6''-chloro-4'-(3-chloro-2-fluorophenyl)-N-(4-(((4-(2-((2-(2,6-dioxopiperidin-3-yl)-1,3-dioxoisindolin-4-yl)oxy)acetamido)butyl)carbonyl)phenyl)-2''-oxodispiro[cyclohexane-1,2'-pyrrolidine-3',3''-indoline]-5'-carboxamide (Cpd. No. 1)

[0814] Step 1: Synthesis of S1



[0815] To a round-bottom flask, 3-hydroxyphthalic anhydride (1 g, 6.09 mmol) and 3-aminopiperidine-2,6-dione hydrochloride (1.0 g, 6.09 mmol) were mixed in 50 mL of toluene. Triethyl amine (0.93 mL, 6.7 mmol) was added. The resulting reaction mixture was heated to reflux for 12 h with Dean-Stark Trap equipment. After cooling to ambient temperature, evaporation of most of the solvent to give a crude product, which was purified by flash column chromatography with DCM:EA to get the desired product as a slightly yellow solid S1 (1.5g, 90% yield). ¹H NMR (400 MHz, DMSO-*d*⁶) δ (ppm) 11.16 (s, 1H), 11.08 (s, 1H), 7.65 (t, *J* = 7.6 Hz, 1H), 7.32 (d, *J* = 7.2 Hz, 1H), 7.25 (d, *J* = 8.4 Hz, 1H), 5.07 (dd, *J* = 12.8 Hz, *J* = 5.2 Hz, 1H), 2.93-2.84 (m, 1H), 2.61-2.46 (m, 1H), 2.05-2.01 (m, 1H).

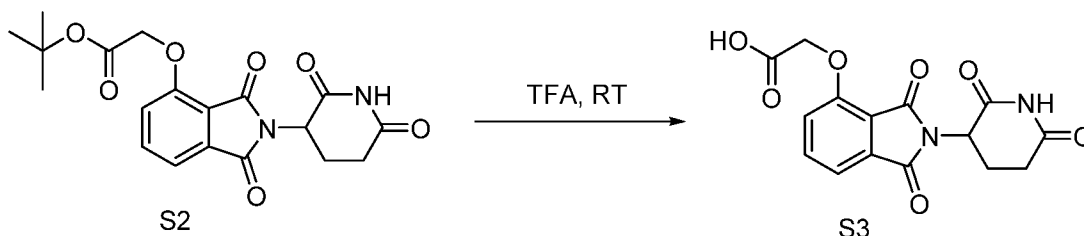
[0816] Step 1: Synthesis of S2



[0817] To a round-bottom flask, S1 (1.5 g, 5.5 mmol) was dissolved in 10 mL of DMF. To the stirred solution, KI (91 mg, 0.55 mmol) and KHCO₃ (826 mg, 8.25 mmol) were added. Then tert-butyl bromoacetate (0.98 mL, 6.6 mmol) was added dropwise. The resulting mixture was stirred at room temperature for 12 h. After normal workup with EtOAc and saturated brine, the combined organic layer was dried over Na₂SO₄. After filtration and evaporation, the residue was purified by flash column chromatography with DCM:EA to get the desired product S2 as a white solid (1.7 g, 80 % yield). ¹H NMR (400 MHz, DMSO-*d*⁶) δ (ppm) 11.13 (s, 1H), 7.80 (t, *J* = 8.0 Hz, 1H), 7.48 (d, *J* = 7.2 Hz, 1H), 7.38 (d, *J* = 8.4 Hz, 1H), 5.13 (dd, *J* = 12.8 Hz, *J* = 5.2 Hz, 1H), 4.97 (s, 2H), 2.97-

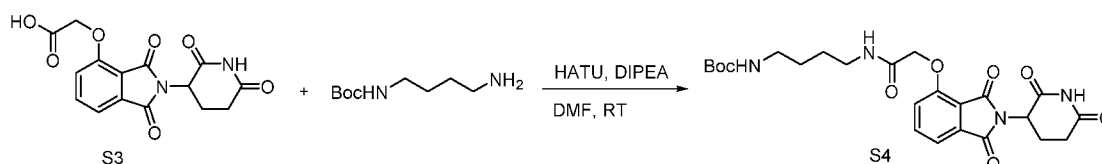
2.85 (m, 1H), 2.65-2.52 (m, 2H), 2.14-2.03 (m, 1H), 1.43 (s, 9H); ^{13}C NMR (100 MHz, $\text{DMSO}-d^6$) δ (ppm) 173.2, 170.3, 167.5, 167.2, 165.6, 155.5, 137.2, 133.7, 120.4, 116.9, 116.3, 66.0, 60.2, 49.3, 31.4, 28.1, 22.5.

[0818] Step 3: Synthesis of S3



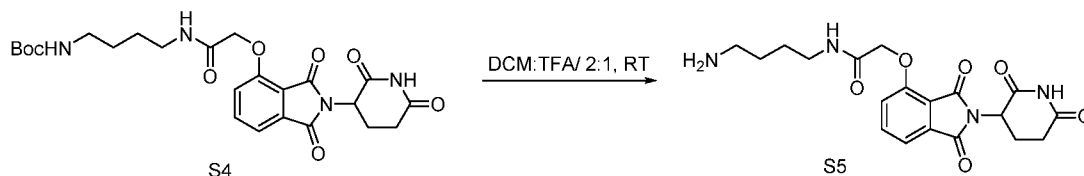
[0819] To a round-bottom flask, S2 (1.7 g, 4.4 mmol) was dissolved in 8.0 mL of TFA. The reaction mixture was stirred at room temperature for 2 h. After evaporation of the solvent, the residue was used in the following steps without further purification. ESI-MS calculated for $\text{C}_{15}\text{H}_{13}\text{N}_2\text{O}_7$ $[\text{M}+\text{H}]^+ = 333.07$, obtained: 333.17. ^1H NMR (400 MHz, $\text{DMSO}-d^6$) δ (ppm) 13.16 (s, 1H), 11.11 (s, 1H), 7.80 (t, $J = 8.0$ Hz, 1H), 7.48 (d, $J = 7.2$ Hz, 1H), 7.40 (d, $J = 8.8$ Hz, 1H), 5.11 (dd, $J = 12.8$ Hz, $J = 5.2$ Hz, 1H), 4.99 (s, 2H), 2.95-2.86 (m, 1H), 2.63-2.48 (m, 2H), 2.08-2.03 (m, 1H).

[0820] Step 4: Synthesis of S4

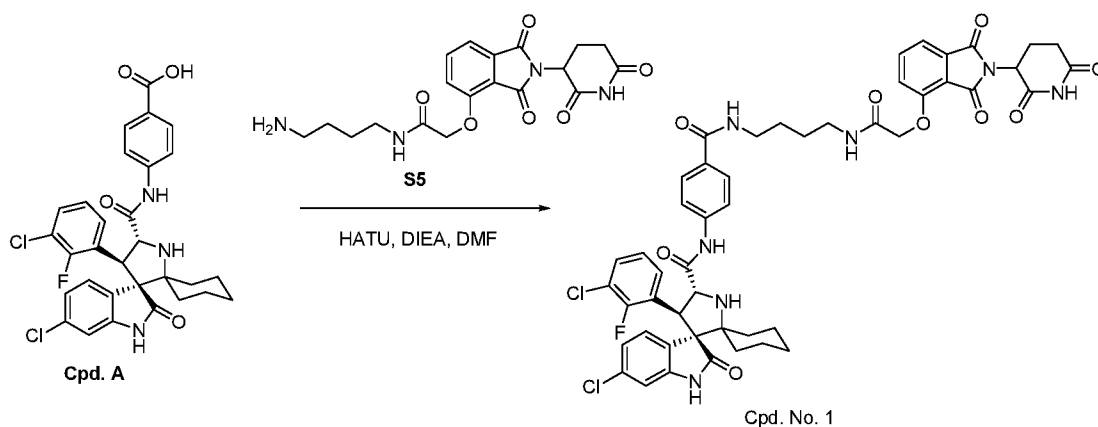


[0821] To a round-bottom flask, S3 (99.7 mg, 0.3 mmol) was dissolved in 2 mL of anhydrous DMF. N-Boc-1,4-butanedi-amine (68 mg, 0.36 mmol), HATU (137 mg, 0.36 mmol) and DIPEA (157 μL , 0.9 mmol) were added sequentially. The reaction mixture was stirred at room temperature for 2 h, and then purified by HPLC to get the desired compound S4 as a slightly yellow solid (128 mg, 85% yield).

[0822] Step 5: Synthesis of S5



[0823] To a round-bottom flask, S4 (15.1 mg, 0.03 mmol) was dissolved in 3 mL of DCM and TFA (2:1). After stirring for 1 h, the solvent was evaporated to give the crude product S5, which was used in the next step without further purification. ESI-MS calculated for $\text{C}_{19}\text{H}_{23}\text{N}_4\text{O}_6$ $[\text{M}+\text{H}]^+ = 403.16$, obtained: 403.17.

[0824] Step 6: Synthesis of Cpd. No. 1

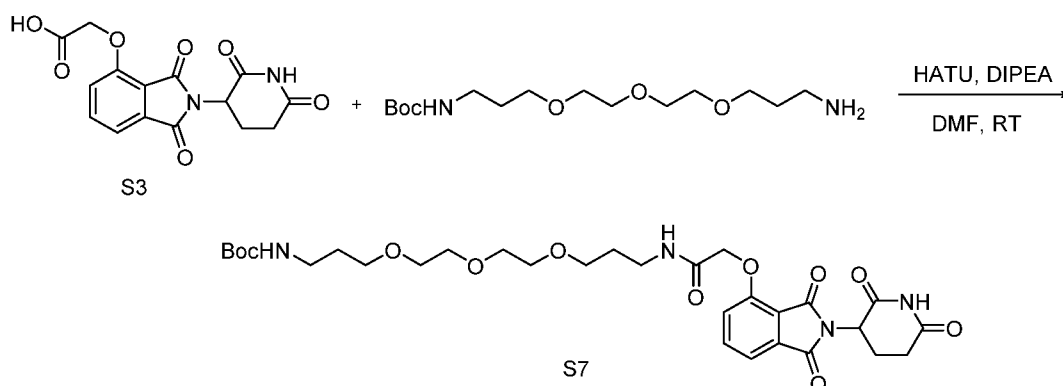
[0825] HATU (13.3 mg, 0.035 mmol) and N,N-diisopropylethylamine (0.026 mL, 0.15 mmol) were added to a solution of Cpd. A (20 mg, 0.029 mmol) in 0.5 mL DMF and stirred. After 10 minutes, S5 (0.35 mL, 0.1 M in DMSO) was added to the reaction. After 30 minutes, the solvent was removed and the crude was dissolved in 3:1 methanol/water, acidified with trifluoroacetic acid and purified by reverse-phase preparative HPLC. The purified fractions were combined, concentrated in vacuo, re-dissolved in H₂O, frozen and lyophilized to give Cpd. No. 1 (TFA salt) as a white powder.

[0826] LC-MS(ESI) m/z (M+H)⁺: 966.28, 5.13 min; calcd: 966.28; >98% purity. ¹H NMR (400 MHz, MeOD) δ 7.80 – 7.68 (m, 4H), 7.62 – 7.56 (m, 2H), 7.54 (dd, J = 8.3, 2.5 Hz, 1H), 7.48 (dd, J = 7.2, 1.4 Hz, 1H), 7.43 – 7.32 (m, 2H), 7.18 (t, J = 8.1 Hz, 1H), 7.11 (dd, J = 8.2, 1.9 Hz, 1H), 6.79 (d, J = 1.9 Hz, 1H), 5.31 (d, J = 10.8 Hz, 1H), 5.08 (dd, J = 12.6, 5.2 Hz, 1H), 4.97 (d, J = 10.8 Hz, 1H), 4.75 (s, 2H), 3.36 (dd, J = 4.6, 3.0 Hz, 4H), 2.92 – 2.64 (m, 4H), 2.25 – 2.13 (m, 1H), 2.13 – 2.04 (m, 1H), 2.04 – 1.84 (m, 3H), 1.78 (d, J = 11.5 Hz, 2H), 1.72 – 1.48 (m, 5H), 1.31 – 1.16 (m, 2H).

EXAMPLE 2

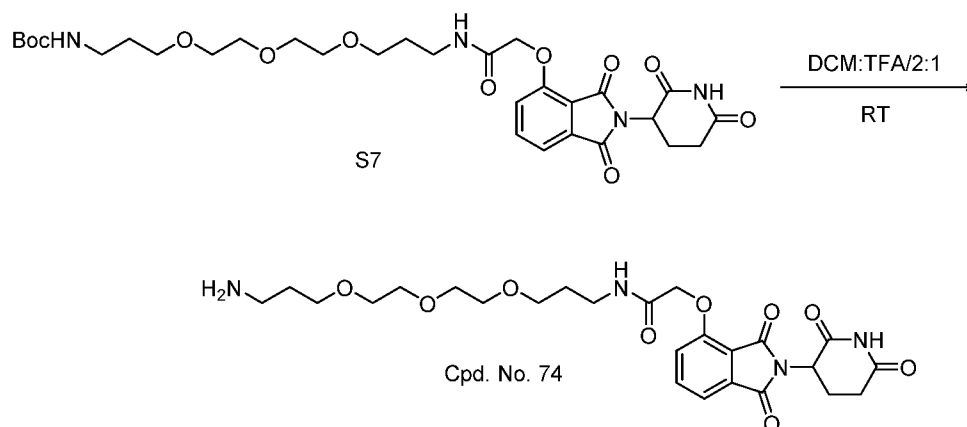
Synthesis of N-(3-(2-(2-(3-aminopropoxy)ethoxy)ethoxy)propyl)-2-((2-(2,6-dioxopiperidin-3-yl)-1,3-dioxoisindolin-4-yl)oxy)acetamide (Cpd. No. 74)

[0827] Step 1: Synthesis of S7



[0828] To a round-bottom flask, S3 (99.7 mg, 0.3 mmol) was dissolved in 2 mL of anhydrous DMF. tert-butyl (3-(2-(2-(3-aminopropoxy)ethoxy)ethoxy)propyl)carbamate (68 mg, 0.36 mmol), HATU (137 mg, 0.36 mmol) and DIPEA (157 μ L, 0.9 mmol) were added sequentially. The reaction mixture was stirred at room temperature for 2 h, and then purified by HPLC to get the desired compound S7 as a slightly yellow solid (128 mg, 85% yield).

[0829] Step 2: Synthesis of Cpd. No. 74

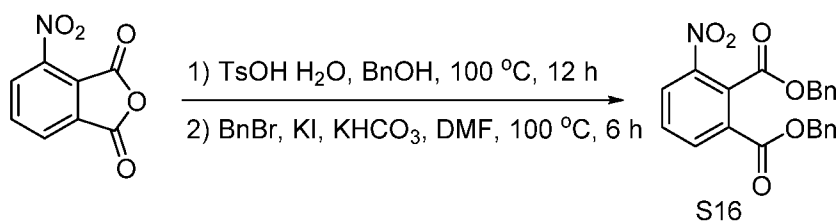


[0830] To a round-bottom flask, S7 (15 mg) was dissolved in 3 mL of DCM and TFA (2:1). After stirring for 1 h, the solvent was evaporated to give the crude product Cpd. No. 74, which was used in the next step without further purification. ESI-MS calculated for $C_{25}H_{35}N_4O_9$ $[M+H]^+ = 535.24$, obtained: 535.14.

EXAMPLE 3

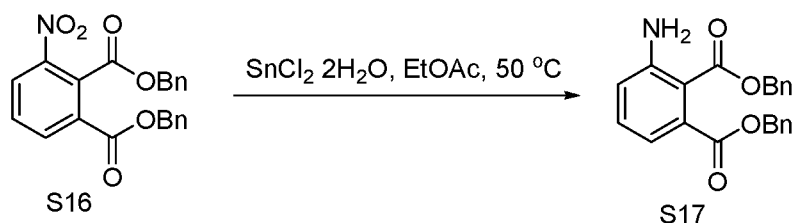
Synthesis of N-(3-(2-(2-(3-aminopropoxy)ethoxy)ethoxy)propyl)-2-((2-(2,6-dioxopiperidin-3-yl)-1,3-dioxoisindolin-4-yl)amino)acetamide (Cpd. No. 75)

[0831] Step 1: Synthesis of S16



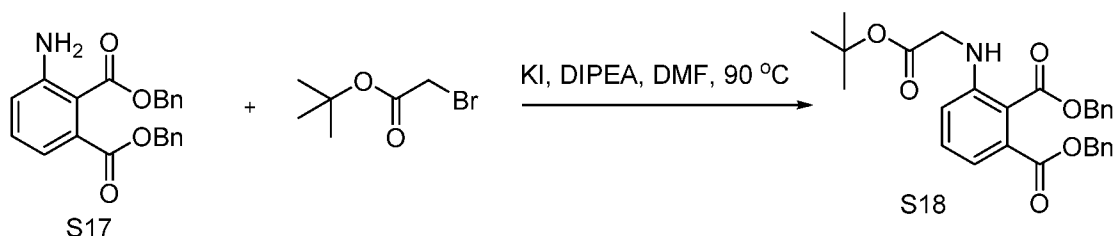
[0832] To a round-bottom flask, 3-nitrophthalic anhydride (5.79 g, 30 mmol) and *p*-toluenesulfonic acid monohydrate (571 mg, 3 mmol) were mixed in 20 mL of benzyl alcohol. The mixture was heat to 100 °C to stir overnight. After cooling to room temperature, benzyl bromide (7.1 mL, 45 mmol), KI (498 mg, 3 mmol), KHCO_3 (9.0 g, 90 mmol) and DMF (25 mL) were added. The mixture was heated to 100 °C for 6 h. After the reaction was cooled to room temperature, the solvent was evaporated as much as possible and was poured into larger amount of water. The solution was extracted with ethyl acetate. The combined organic layer was washed with brine and dried over anhydrous Na_2SO_4 . After filtration and evaporation, the crude residue was purified by flash column chromatography with hexane/ ethyl acetate to give S16 as a slightly yellow solid (9.4 g, 80% yield).

[0833] Step 2: Synthesis of S17



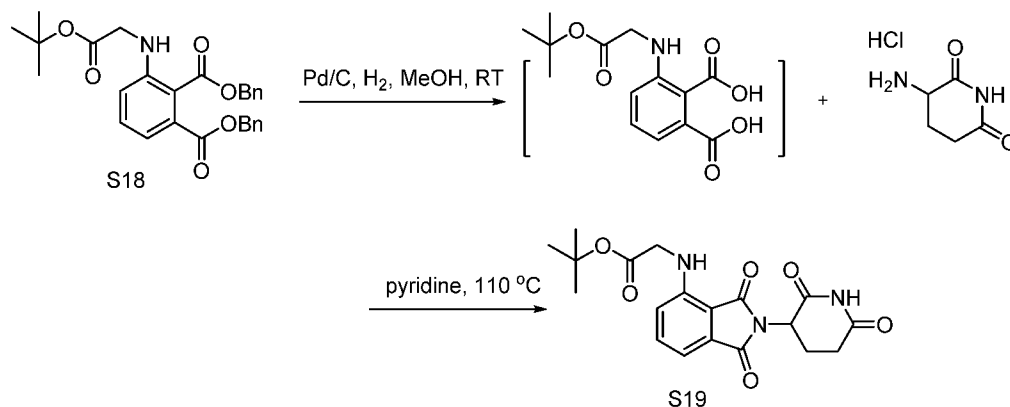
[0834] To a round-bottom flask, compound S16 (9.4 g, 24 mmol) was dissolved in 100 mL of ethyl acetate. Then Tin (II) chloride dehydrate (11.3 g, 50 mmol) was added portion wisely to the reaction mixture. The resulting reaction mixture was heated to 50 °C to stir overnight. Aqueous NaOH and NaHCO_3 solution were added to the reaction mixture to quench the reaction. The reaction mixture was filtered through celite and washed with ethyl acetate. The filtrate was extracted with ethyl acetate and brine. The combined organic layer was dried over anhydrous Na_2SO_4 . After filtration and evaporation, the crude residue was purified by flash column chromatography with hexane/ ethyl acetate to give compound S17 as a slightly yellow solid (7.8 g, 90% yield).

[0835] Step 3: Synthesis of S18



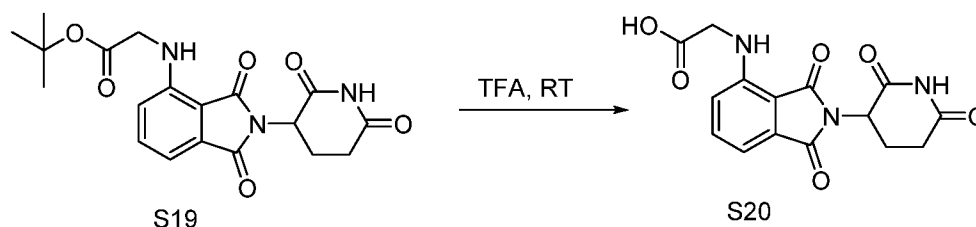
[0836] To a round-bottom flask, compound S17 (2.0 g, 5.54 mmol) and KI (100 mg, 0.56 mmol) were added to 10 mL of anhydrous DMF. Tert-butyl bromoacetate (2.4 mL, 16.6 mmol) and DIPEA (4.8 mL, 27.7 mmol) were added to the reaction mixture. The reaction mixture was heated to 90 °C to stir overnight. After cooling to room temperature, most of the solvent was evaporated and the residue was purified by column chromatography with hexane/ ethyl acetate to give compound S18 as a slightly yellow solid (1.05 g, 40% yield).

[0837] Step 4: Synthesis of S19



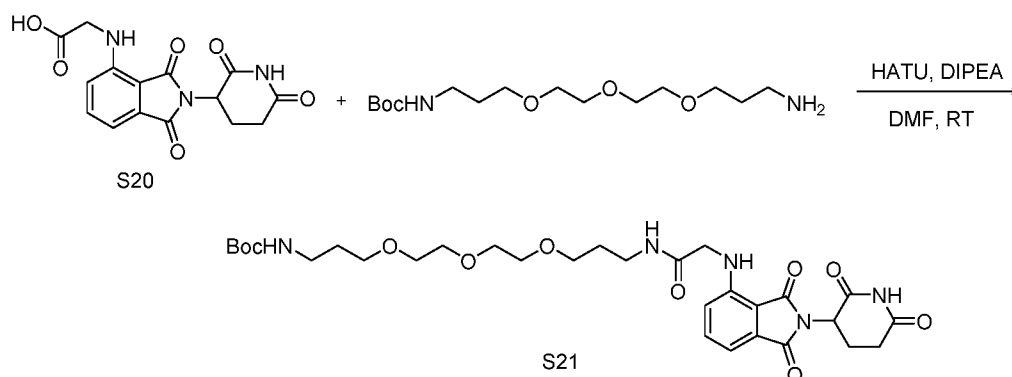
[0838] To a round-bottom flask, compound S18 (1.0 g, 2.1 mmol) was dissolved in 20 mL of methanol. 100 mg of Pd/C (10 wt%) was added. The reaction mixture was stirred at room temperature under 1 atm H₂ atmosphere. Once the starting material disappeared by TLC, the mixture was filtrated through celite and washed with methanol. After evaporation of the solvent, 3-aminopiperidine-2,6-dione hydrochloride (380 mg, 2.31 mmol) and 20 mL of pyridine were added. The reaction mixture was heated to 110 °C to stir overnight. After cooling to room temperature, the solvent was evaporated as much as possible and the residue was poured into water. After extraction with ethyl acetate for three times, the combined organic layer was washed with brine and dried over anhydrous Na₂SO₄. After filtration and evaporation, the crude residue was purified by flash column chromatography with DCM/ ethyl acetate to give compound S19 as a yellow solid (325 mg, 40% yield).

[0839] Step 5: Synthesis of S20



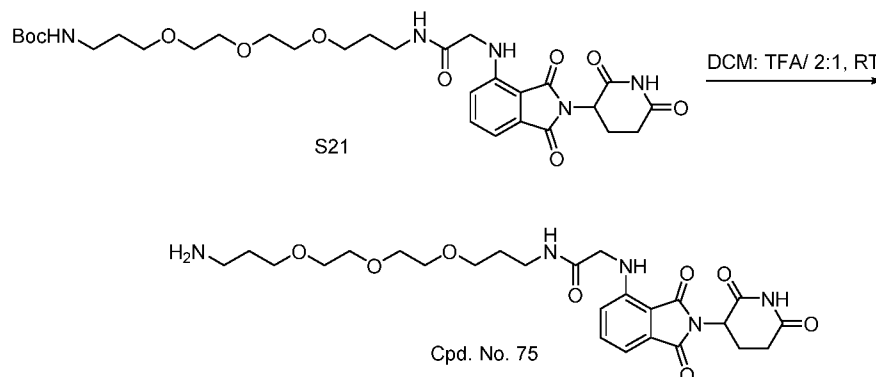
[0840] To a round-bottom flask, S19 (1.7 g) was dissolved in 8.0 mL of TFA. The reaction mixture was stirred at room temperature for 2 h. After evaporation of the solvent, the residue was used in the following steps without further purification. ¹H NMR (400 MHz, DMSO-*d*⁶) δ (ppm) 12.91 (s, 1H), 11.10 (s, 1H), 7.59 (t, *J* = 8.0 Hz, 1H), 7.08 (d, *J* = 6.80 Hz, 1H), 6.99 (d, *J* = 8.4 Hz, 1H), 6.86 (t, *J* = 5.6 Hz, 1H), 5.08 (dd, *J* = 13.2 Hz, *J* = 5.6 Hz, 1H), 4.12 (d, *J* = 5.2 Hz, 2H), 2.94-2.85 (m, 1H), 2.63-2.49 (m, 2H), 2.09-2.07 (m, 1H); ¹³C NMR (100 MHz, DMSO-*d*⁶) δ (ppm) 173.3, 171.9, 170.5, 169.3, 167.8, 146.3, 136.6, 132.5, 118.2, 111.5, 110.1, 60.2, 49.1, 31.5, 22.6.

[0841] Step 6: Synthesis of S21



[0842] Following the procedure for S4 synthesis, compound S21 was synthesized with S20 (99.7 mg, 0.3 mmol), amine (115 mg, 0.36 mmol), HATU (137 mg, 0.36 mmol) and DIPEA (157 μ L, 0.9 mmol). ESI-MS calculated for $C_{30}H_{43}N_5NaO_{10}$ $[M+Na]^+ = 656.29$, obtained: 656.26.

[0843] Step 7: Synthesis of Cpd. No. 75

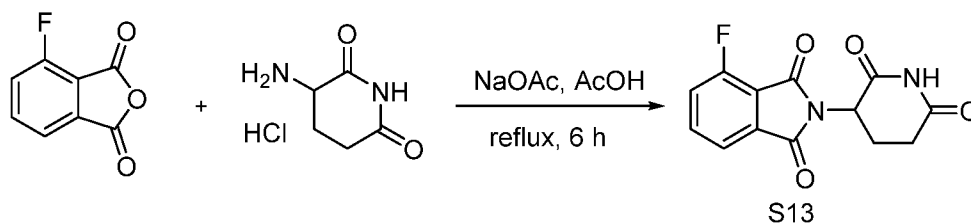


- [0844] To a round-bottom flask, S21 (15.1 mg) was dissolved in 3 mL of DCM and TFA (2:1). After stirring for 1 h, the solvent was evaporated to give crude product Cpd. No. 75, which was used in the next step without further purification.

EXAMPLE 4

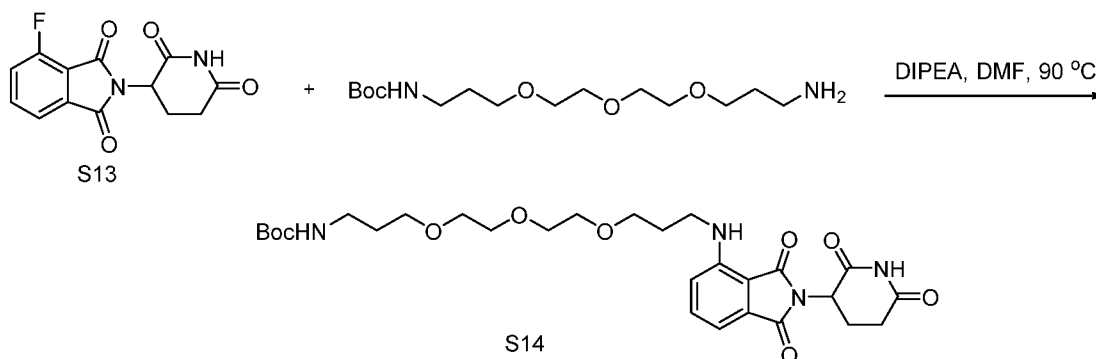
Synthesis of 4-((3-(2-(2-(3-aminopropoxy)ethoxy)ethoxy)propyl)amino)-2-(2,6-dioxopiperidin-3-yl)isoindoline-1,3-dione (Cpd. No. 76)

- [0845] Step 1: Synthesis of S13



- [0846] To a round-bottom flask, 3-fluorophthalic anhydride (6.64 g, 40 mmol), 3-aminopiperidine-2,6-dione hydrochloride (6.58 g, 40 mmol) and sodium acetate (3.94 g, 48 mmol) were mixed in 120 mL of acetic acid. The resulting reaction mixture was heated to reflux at 140 °C for 12 h. After cooling to room temperature, most of acetic acid was evaporated and the residue was purified by flash column chromatography with DCM/MeOH to get S13 as a slightly yellow solid (9.7 g, 88% yield). ESI-MS calculated for $C_{13}H_{10}FN_2O_4$ $[M+H]^+ = 277.06$, obtained: 277.02. 1H NMR (400 MHz, DMSO- d_6) δ (ppm) 11.15 (s, 1H), 7.98-7.93 (m, 1H), 7.80-7.72 (m, 2H), 5.17 (dd, $J = 13.2$ Hz, $J = 5.2$ Hz, 1H), 2.95-2.86 (m, 1H), 2.64-2.47 (m, 2H), 2.10-2.06 (m, 1H);

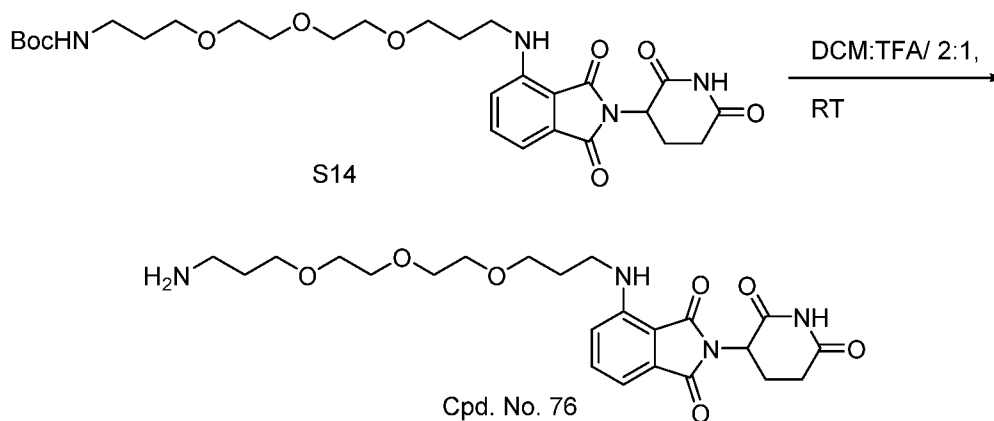
- [0847] Step 2: Synthesis of S14



- [0848] To a round-bottom flask, S13 (276 mg, 1.0 mmol) was dissolved in 3.0 mL of anhydrous DMF. Amine (320 mg, 1.0 mmol) and DIPEA (259 mg, 2.0 mmol) were added. The reaction mixture was stirred at 90 °C for 12 h. The mixture was cooled to room temperature, poured into water and extracted with ethyl acetate for two times. The

combined organic layer was washed with brine, dried over anhydrous Na_2SO_4 . After filtration and evaporation, the crude residue was purified by HPLC with $\text{H}_2\text{O}/\text{MeCN}$ to give compound S14 as colorless oil (172 mg, 30% yield). ESI-MS calculated for $\text{C}_{28}\text{H}_{41}\text{N}_4\text{O}_9$ $[\text{M}+\text{H}]^+ = 577.2$; Observed: 577.3.

[0849] Step 3: Synthesis of Cpd. No. 76

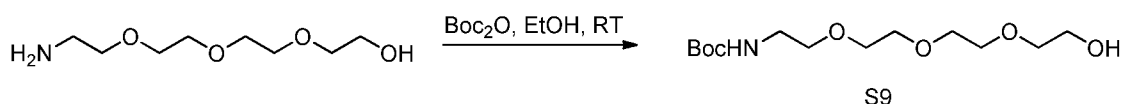


[0850] To a round-bottom flask, S14 (15 mg) was dissolved in 3 mL of DCM and TFA (2:1). After stirring for 1 h, the solvent was evaporated to give crude product Cpd. No. 76, which was used in the next step without further purification.

EXAMPLE 5

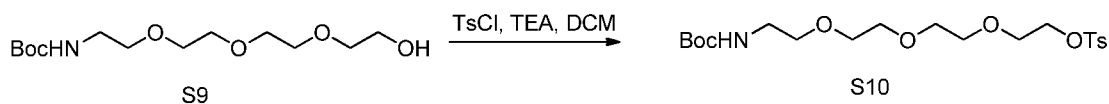
Synthesis of 4-(2-(2-(2-(2-aminoethoxy)ethoxy)ethoxy)ethoxy)-2-(2,6-dioxopiperidin-3-yl)isoindoline-1,3-dione (Cpd. No. 77)

[0851] Step 1: Synthesis of S9



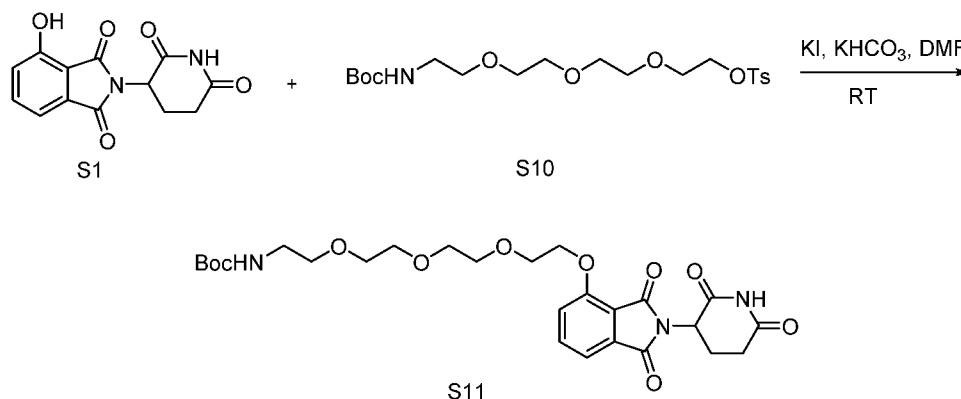
[0852] To a round-bottom flask, 2-(2-(2-(2-aminoethoxy)ethoxy)ethoxy)ethanol (2.9 g, 15 mmol) was diluted in 10 mL of ethanol. Di-tert-butyl dicarbonate (3.6 g, 16.5 mmol) was dissolved in 10 mL of ethanol and the solution was added dropwise within a period of 10 min. The resulting reaction mixture was stirred at room temperature for 2 h. After evaporation of the solvent, the residue was purified by column chromatography with DCM/MeOH to obtain S9 as colorless oil (3.69 g, 80% yield). ^1H NMR (400 MHz, CDCl_3) δ (ppm) 5.49 (s, 1H), 3.46-3.25 (m, 14H), 3.02 (s, 2H), 1.18 (s, 9H); ESI-MS calculated for $\text{C}_{13}\text{H}_{27}\text{NNaO}_6$ $[\text{M}+\text{Na}]^+ = 316.17$, obtained: 316.18.

[0853] Step 2: Synthesis of S10



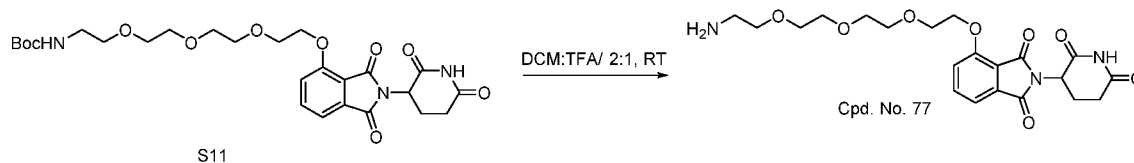
[0854] To a round-bottom flask, S9 (3.69 g, 12 mmol) was diluted in 100 mL of DCM. After cooling to 0 °C, 4-toluenesulfonyl chloride (2.75 g, 14.4 mmol) and triethyl amine (2.51 mL, 18 mmol) were added sequentially. The resulting reaction mixture was stirred at 0 °C for 30 min and then room temperature for 2 h. After workup with DCM and saturated NaHCO₃ solution, the combined organic layer was dried over anhydrous Na₂SO₄. After filtration and evaporation, the residue was purified by column chromatography with hexane: ethyl acetate to give S10 as colorless oil (4.98 g, 90 % yield). ¹H NMR (400 MHz, CDCl₃) δ (ppm) 7.76 (d, *J* = 8.4 Hz, 2H), 7.31 (d, *J* = 8.4 Hz, 2H), 4.12 (m, 2H), 3.67-3.47 (m, 12H), 3.25-3.23 (m, 2H), 2.40 (s, 3H), 1.39 (s, 9H); ESI-MS calculated for C₂₀H₃₃NNaO₈S [M+Na]⁺ = 470.18, obtained: 470.20.

[0855] Step 3: Synthesis of S11



[0856] To a round-bottom flask, S1 (274 mg, 1.0 mmol) and S10 (492 mg, 1.1 mmol) were mixed in 5.0 mL of anhydrous DMF. KI (17 mg, 0.1 mmol) and KHCO₃ (150 mg, 1.5 mmol) were added sequentially. The reaction mixture was stirred at room temperature for 12 h. After evaporation of most of the solvent, the residue was purified by column chromatography with DCM/MeOH to get S11 as colorless oil (453 mg, 82% yield). ESI-MS calculated for C₂₅H₃₆N₃O₁₀Na [M+Na]⁺ = 572.22, obtained: 572.13.

[0857] Step 4: Synthesis of Cpd. No. 77



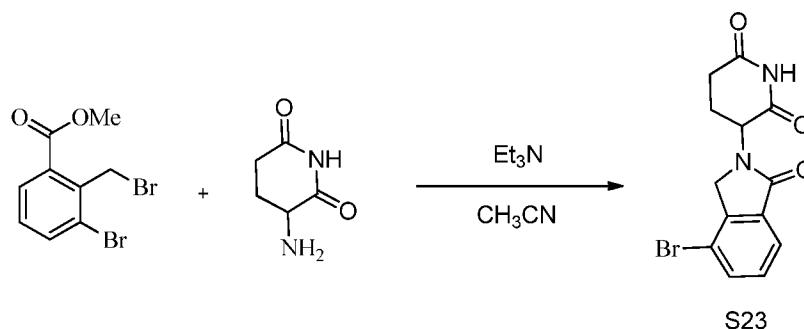
[0858] To a round-bottom flask, S11 (15 mg) was dissolved in 3 mL of DCM and TFA (2:1). After stirring for 1 h, the solvent was evaporated to give crude product

Cpd. No. 77, which was used in the next step without further purification. ESI-MS calculated for $C_{21}H_{28}N_3O_8$ $[M+Na]^+ = 450.19$, obtained: 450.20.

EXAMPLE 6

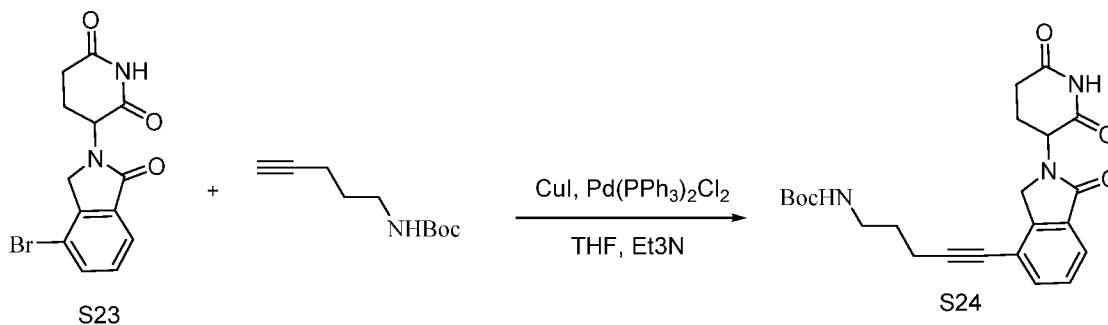
Synthesis of 3-(4-(5-aminopentyl)-1-oxoisindolin-2-yl)piperidine-2,6-dione (Cpd. No. 78)

[0859] Step 1: Synthesis of S23



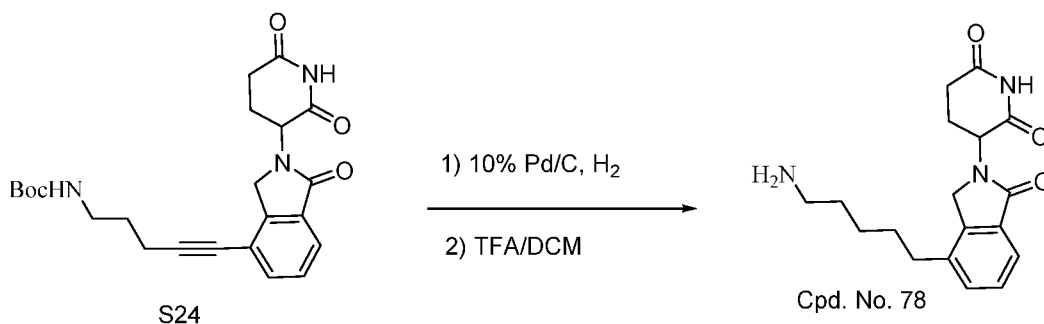
[0860] To a round-bottom flask, methyl 3-bromo-2-(bromomethyl)benzoate (50 mg) and Et_3N (60 mg) were added to a solution of 3-aminopiperidine-2,6-dione (30 mg) in CH_3CN (5 mL). The mixture was stirred for 10 hours at 60 °C and purified by flash column chromatography to yield S23 in 30 mg. ESI-MS calculated for $C_{13}H_{12}BrN_2O_3$ $[M+H]^+ = 323.0$; Observed: 323.2.

[0861] Step 2: Synthesis of S24



[0862] To a round-bottom flask, S23 (50 mg) and tert-butyl pent-4-yn-1-ylcarbamate (50 mg) were added to a solution of CuI (6.3 mg) and $Pd(PPh_3)_2Cl_2$ (11 mg) in THF (5 mL) and Et_3N (2 mL). The mixture was stirred for 10 hours at 70 °C under Ar and purified directly by flash column chromatography to yield S24 in 20 mg. ESI-MS calculated for $C_{23}H_{28}N_3O_5$ $[M+H]^+ = 426.2$; Observed: 426.4.

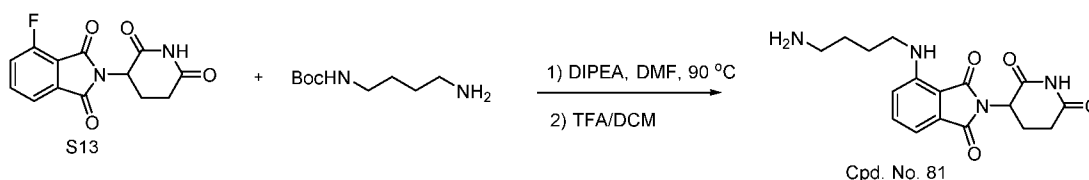
[0863] Step 3: Synthesis of Cpd. No. 78



[0864] S24 (30 mg) was dissolved in MeOH (10 mL). 5 mg 10% Pd/C was added. the reaction mixture was degassed 2 times, each time replacing the vacuum with hydrogen, then stirred at room temperature under H₂ overnight. The mixture was filtered and concentrated on a rotary evaporator to give the crude which was dissolved in 3 mL of DCM and TFA (2:1). After stirring for 1 h, the solvent was evaporated to give crude product Cpd. No. 78, which was used in the next step without further purification. ESI-MS calculated for C₁₈H₂₄N₃O₃ [M+H]⁺ = 330.1; Observed: 330.4.

EXAMPLE 7

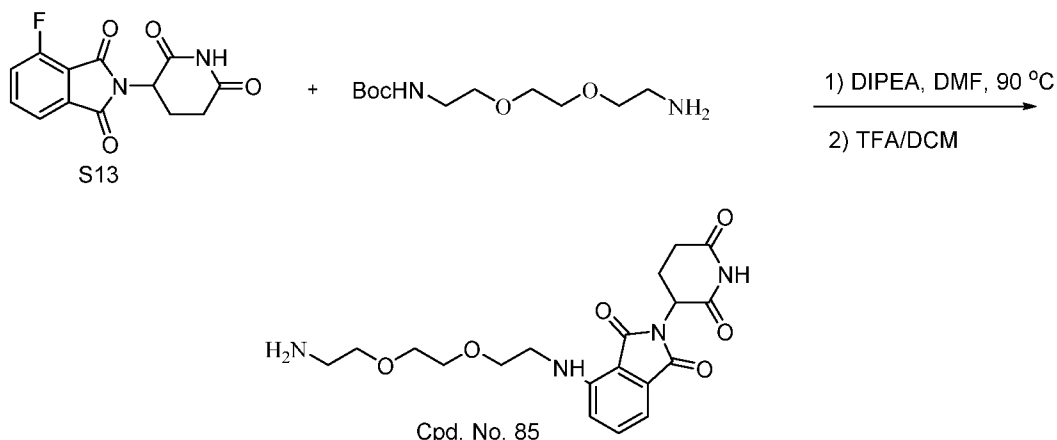
Synthesis of 4-((4-aminobutyl)amino)-2-(2,6-dioxopiperidin-3-yl)isoindoline-1,3-dione (Cpd. No. 81)



[0865] To a round-bottom flask, S13 (276 mg, 1.0 mmol) was dissolved in 3.0 mL of anhydrous DMF. tert-butyl (4-aminobutyl)carbamate (320 mg) and DIPEA (259 mg, 2.0 mmol) were added. The reaction mixture was stirred at 90 °C for 12 h. The mixture was cooled to room temperature, poured into water and extracted with ethyl acetate for two times. The combined organic layer was washed with brine, dried over anhydrous Na₂SO₄. After filtration and evaporation, the crude residue was dissolved in 3 mL of DCM and TFA (2:1). After stirring for 1 h, the solvent was evaporated to give the crude which was purified by HPLC with H₂O/ MeCN to give compound Cpd. No. 81 as colorless oil (100 mg). ESI-MS calculated for C₁₇H₂₁N₄O₄ [M+H]⁺ = 345.1; Observed: 345.4.

EXAMPLE 8

Synthesis of 4-((2-(2-(2-aminoethoxy)ethoxy)ethyl)amino)-2-(2,6-dioxopiperidin-3-yl)isoindoline-1,3-dione (Cpd. No. 85)

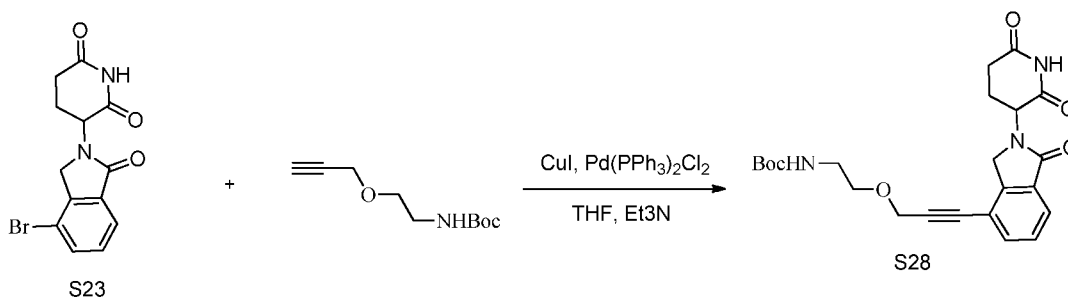


[0866] To a round-bottom flask, S13 (276 mg, 1.0 mmol) was dissolved in 3.0 mL of anhydrous DMF. tert-butyl (2-(2-(2-aminoethoxy)ethoxy)ethyl)carbamate (320 mg) and DIPEA (259 mg, 2.0 mmol) were added. The reaction mixture was stirred at 90 °C for 12 h. The mixture was cooled to room temperature, poured into water and extracted with ethyl acetate for two times. The combined organic layer was washed with brine, dried over anhydrous Na₂SO₄. After filtration and evaporation, the crude residue was dissolved in 3 mL of DCM and TFA (2:1). After stirring for 1 h, the solvent was evaporated to give the crude which was purified by HPLC with H₂O/ MeCN to give Cpd. No. 85 as colorless oil (130 mg). ESI-MS calculated for C₁₉H₂₅N₄O₆ [M+H]⁺ = 405.1; Observed: 405.4.

EXAMPLE 9

Synthesis of 3-(4-(3-(2-aminoethoxy)propyl)-1-oxoisoindolin-2-yl)piperidine-2,6-dione (Cpd. No. 95)

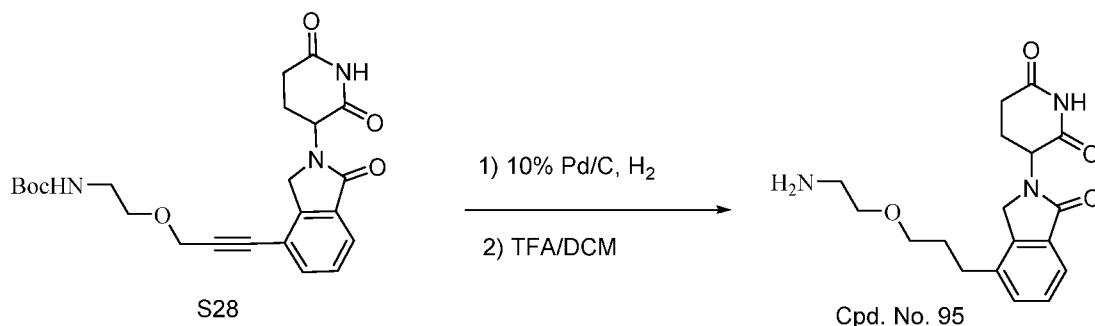
[0867] Step 1: Synthesis of S28



[0868] To a round-bottom flask, S23 (50 mg) and tert-butyl (2-(prop-2-yn-1-yloxy)ethyl)carbamate (60 mg) were added to a solution of CuI (6.3 mg) and Pd(PPh₃)₂Cl₂ (11 mg) in THF (5 mL) and Et₃N (2 mL). The mixture was stirred for 10

hours at 70 °C under Ar and purified directly by flash column chromatography to yield 22 mg of S28. ESI-MS calculated for $C_{23}H_{28}N_3O_6$ $[M+H]^+ = 442.1$; Observed: 442.3.

[0869] Step 2: Synthesis of Cpd. No. 95

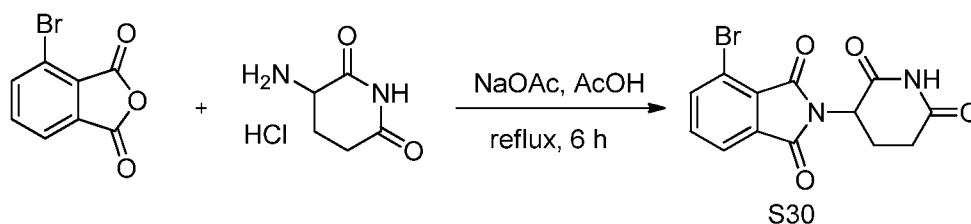


[0870] S28 (30 mg) was dissolved in MeOH (10 mL). 5 mg 10% Pd/C was added. the reaction mixture was degassed 2 times, each time replacing the vacuum with hydrogen, then stirred at room temperature under H_2 overnight. The mixture was filtered and concentrated on a rotary evaporator to give the crude which was dissolved in 3 mL of DCM and TFA (2:1). After stirring for 1 h, the solvent was evaporated to give crude product Cpd. No. 95, which was used in the next step without further purification. ESI-MS calculated for $C_{18}H_{24}N_3O_4$ $[M+H]^+ = 346.1$; Observed: 346.3.

EXAMPLE 10

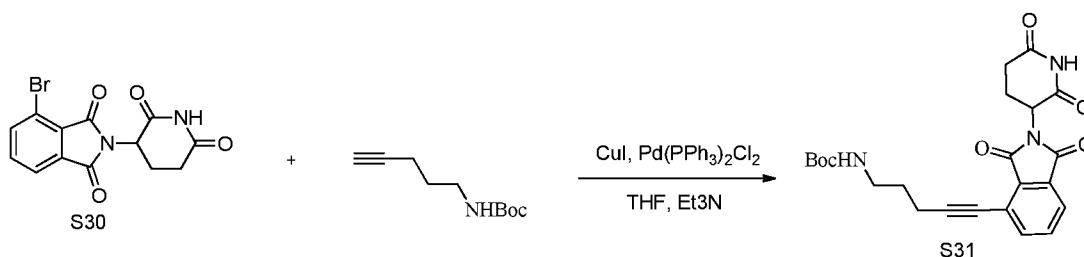
Synthesis of 4-(5-aminopentyl)-2-(2,6-dioxopiperidin-3-yl)isoindoline-1,3-dione
(Cpd. No. 125)

[0871] Step 1: Synthesis of S30



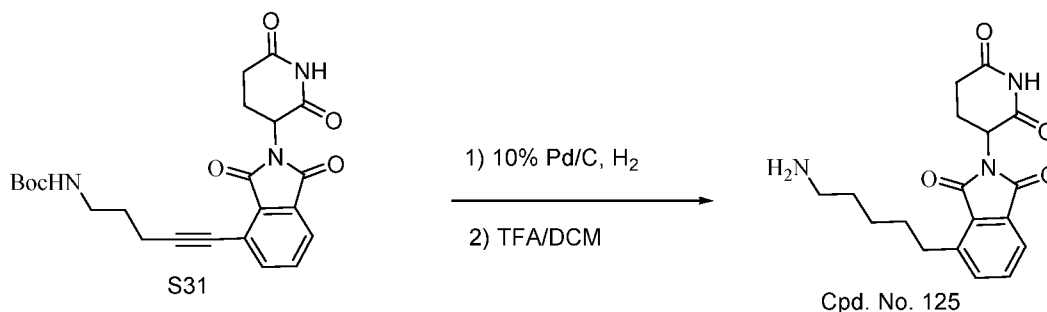
[0872] To a round-bottom flask, 3-bromophthalic anhydride (6.64 g), 3-aminopiperidine-2,6-dione hydrochloride (6.58 g, 40 mmol) and sodium acetate (3.94 g, 48 mmol) were mixed in 120 mL of acetic acid. The resulting reaction mixture was heated to reflux at 140 °C for 12 h. After cooling to room temperature, most of acetic acid was evaporated and the residue was purified by flash column chromatography with DCM/MeOH to get S130 as a solid (7 g). ESI-MS calculated for $C_{13}H_{10}BrN_2O_4$ $[M+H]^+ = 336.9$, obtained: 336.9.

[0873] Step 2: Synthesis of S31



[0874] To a round-bottom flask, S30 (50 mg) and tert-butyl pent-4-yn-1-ylcarbamate (50 mg) were added to a solution of CuI (6.3 mg) and Pd(PPh₃)₂Cl₂ (11 mg) in THF (5 mL) and Et₃N (2 mL). The mixture was stirred for 10 hours at 70 °C under Ar and purified directly by flash column chromatography to yield 14 mg of S31. ESI-MS calculated for C₂₃H₂₆N₃O₆ [M+H]⁺ = 440.1; Observed: 440.3.

[0875] Step 3: Synthesis of Cpd. No. 125

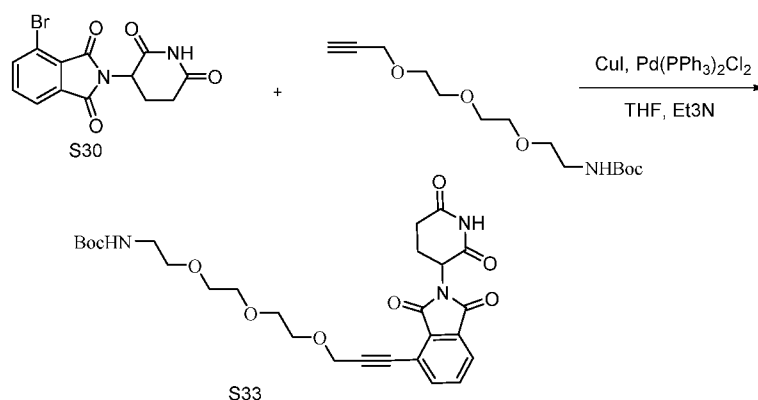


[0876] S31 (30 mg) was dissolved in MeOH (10 mL). 5 mg 10% Pd/C was added. the reaction mixture was degassed 2 times, each time replacing the vacuum with hydrogen, then stirred at room temperature under H₂ overnight. The mixture was filtered and concentrated on a rotary evaporator to give the crude which was dissolved in 3 mL of DCM and TFA (2:1). After stirring for 1 h, the solvent was evaporated to give crude product Cpd. No. 125, which was used in the next step without further purification. ESI-MS calculated for C₁₈H₂₂N₃O₄ [M+H]⁺ = 344.1; Observed: 344.4.

EXAMPLE 11

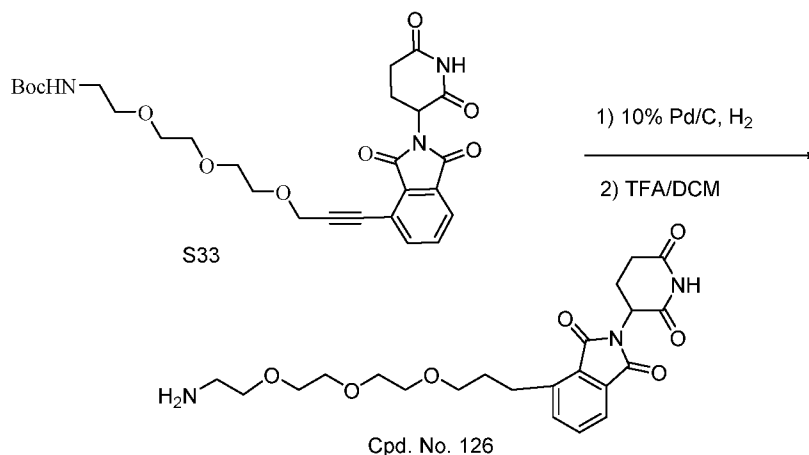
Synthesis of 4-(3-(2-(2-(2-aminoethoxy)ethoxy)ethoxy)propyl)-2-(2,6-dioxopiperidin-3-yl)isoindoline-1,3-dione (Cpd. No. 126)

[0877] Step 1: Synthesis of S33



[0878] To a round-bottom flask, S30 (50 mg) and tert-butyl (2-(2-(2-(prop-2-yn-1-yloxy)ethoxy)ethoxy)ethyl)carbamate (60 mg) were added to a solution of CuI (6.3 mg) and Pd(PPh₃)₂Cl₂ (11 mg) in THF (5 mL) and Et₃N (2 mL). The mixture was stirred for 10 hours at 70 °C under Ar and purified directly by flash column chromatography to yield S33 in 18 mg. ESI-MS calculated for C₂₇H₃₄N₃O₉ [M+H]⁺ = 544.2; Observed: 544.4.

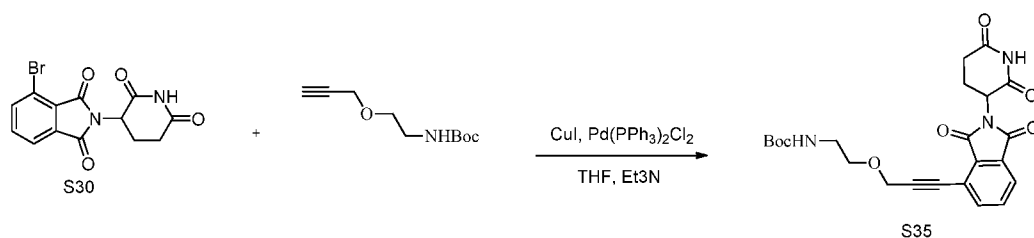
[0879] Step 2: Synthesis of Cpd. No. 126



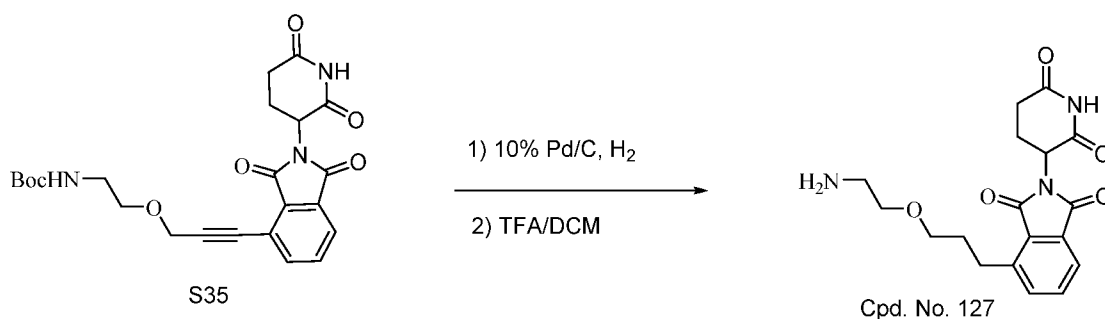
[0880] S33 (30 mg) was dissolved in MeOH (10 mL) and 5 mg 10% Pd/C was added. The reaction mixture was degassed 2 times, each time replacing the vacuum with hydrogen, then stirred at room temperature under H₂ overnight. The mixture was filtered and concentrated on a rotary evaporator to give the crude which was dissolved in 3 mL of DCM and TFA (2:1). After stirring for 1 h, the solvent was evaporated to give crude product Cpd. No. 126, which was used in the next step without further purification. ESI-MS calculated for C₂₂H₃₀N₃O₇ [M+H]⁺ = 448.2; Observed: 448.3.

EXAMPLE 12

Synthesis of 4-(3-(2-aminoethoxy)propyl)-2-(2,6-dioxopiperidin-3-yl)isoindoline-1,3-dione (Cpd. No. 127)

[0881] Step 1: Synthesis of S35

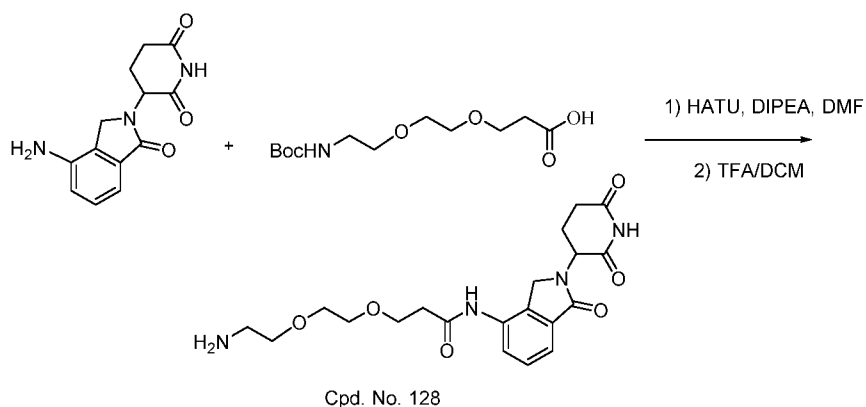
[0882] To a round-bottom flask, S30 (50 mg) and tert-butyl (2-(prop-2-yn-1-yloxy)ethyl)carbamate (60 mg) were added to a solution of CuI (6.3 mg) and Pd(PPh₃)₂Cl₂ (11 mg) in THF (5 mL) and Et₃N (2 mL). The mixture was stirred for 10 hours at 70 °C under Ar and purified directly by flash column chromatography to yield 19 mg of S35. ESI-MS calculated for C₂₃H₂₆N₃O₇ [M+H]⁺ = 456.1; Observed: 456.3.

[0883] Step 2: Synthesis of Cpd. No. 127

[0884] S35 (30 mg) was dissolved in MeOH (10 mL). 5 mg 10% Pd/C was added. the reaction mixture was degassed 2 times, each time replacing the vacuum with hydrogen, then stirred at room temperature under H₂ overnight. The mixture was filtered and concentrated on a rotary evaporator to give the crude which was dissolved in 3 mL of DCM and TFA (2:1). After stirring for 1 h, the solvent was evaporated to give crude product Cpd. No. 127, which was used in the next step without further purification. ESI-MS calculated for C₁₈H₂₂N₃O₅ [M+H]⁺ = 360.1; Observed: 360.2.

EXAMPLE 13

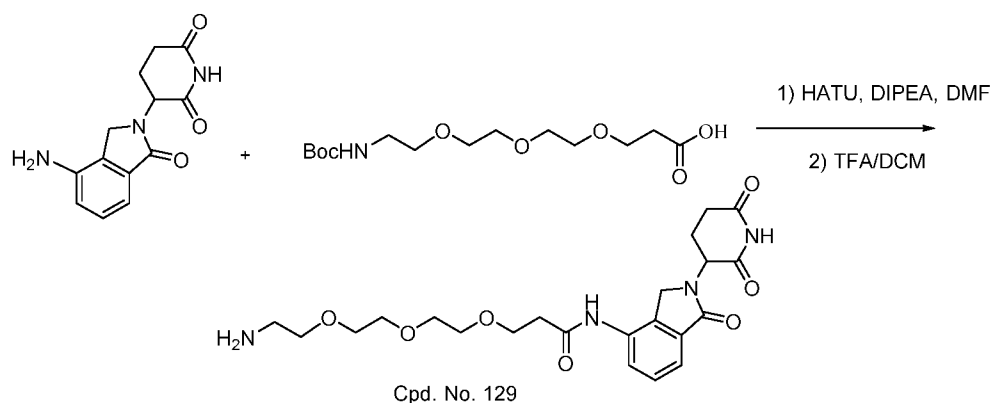
Synthesis of 3-(2-(2-aminoethoxy)ethoxy)-N-(2-(2,6-dioxopiperidin-3-yl)-1-oxoisindolin-4-yl)propanamide (Cpd. No. 128)



[0885] To a round-bottom flask, N,N-diisopropylethylamine (50 mg) was added to a solution of 3-(4-amino-1-oxoisindolin-2-yl)piperidine-2,6-dione (20 mg), HATU (30 mg), and 2,2-dimethyl-4-oxo-3,8,11-trioxa-5-azatetradecan-14-oic acid (50 mg) in DMF (1 mL) at room temperature. The mixture was stirred for 30 min and the solvent was evaporated as much as possible and the residue was poured into water. After extraction with ethyl acetate for three times, the combined organic layer was washed with brine and dried over anhydrous Na₂SO₄. After filtration and evaporation, the crude residue was dissolved in 3 mL of DCM and TFA (2:1). After stirring for 1 h, the solvent was evaporated to give the crude product which was purified by flash column chromatography to yield Cpd. No. 128. ESI-MS calculated for C₂₀H₂₇N₄O₆[M+H]⁺ = 419.1; Observed: 419.2.

EXAMPLE 14

Synthesis of 3-(2-(2-(2-aminoethoxy)ethoxy)ethoxy)-N-(2-(2,6-dioxopiperidin-3-yl)-1-oxoisindolin-4-yl)propanamide (Cpd. No. 129)

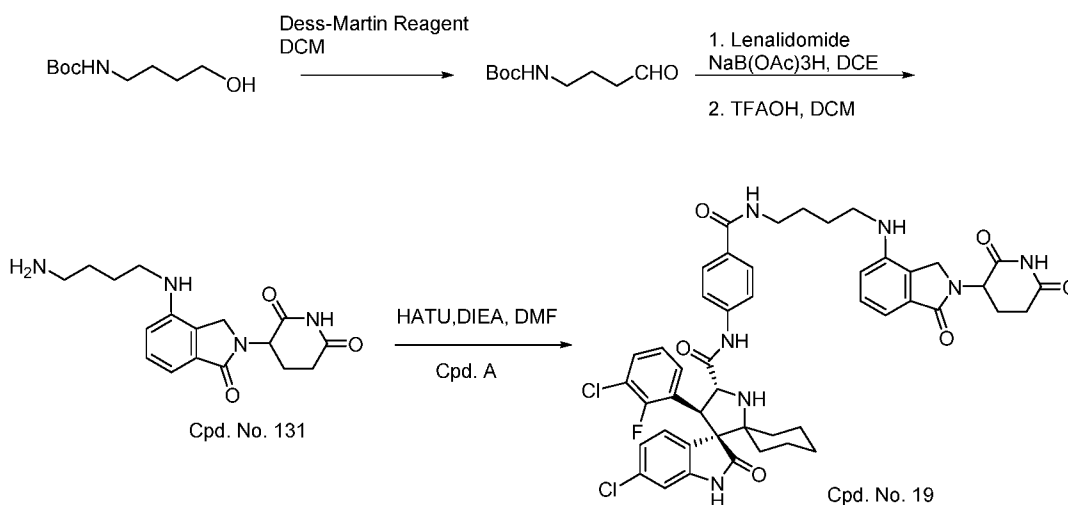


[0886] To a round-bottom flask, N,N-diisopropylethylamine (50 mg) was added to a solution of 3-(4-amino-1-oxoisindolin-2-yl)piperidine-2,6-dione (20 mg), HATU (30 mg), and 2,2-dimethyl-4-oxo-3,8,11,14-tetraoxa-5-azaheptadecan-17-oic acid (50

mg) in DMF (1 mL) at room temperature. The mixture was stirred for 30 min and the solvent was evaporated as much as possible and the residue was poured into water. After extraction with ethyl acetate for three times, the combined organic layer was washed with brine and dried over anhydrous Na_2SO_4 . After filtration and evaporation, the crude residue was dissolved in 3 mL of DCM and TFA (2:1). After stirring for 1 h, the solvent was evaporated to give the crude product which was purified by flash column chromatography to yield Cpd. No. 129. ESI-MS calculated for $\text{C}_{22}\text{H}_{31}\text{N}_4\text{O}_7[\text{M}+\text{H}]^+ = 463.2$; Observed: 463.4.

EXAMPLE 15

Synthesis of (3'R,4'S,5'R)-6''-chloro-4'-(3-chloro-2-fluorophenyl)-N-(4-((4-((2-(2,6-dioxopiperidin-3-yl)-1-oxoisindolin-4-yl)amino)butyl)carbamoyl)phenyl)-2''-oxodispiro[cyclohexane-1,2'-pyrrolidine-3',3''-indoline]-5'-carboxamide (Cpd. No. 19)



[0887] Step 1: Synthesis of tert-butyl (4-oxobutyl)carbamate

[0888] To solution of tert-butyl 4-hydroxybutylcarbamate (380 mg, 2 mmol) in 15 ml of DCM was added Dess-Martin periodinane reagent (1.7 g, 4 mmol). After stirring at room temperature for 1 h the reaction mixture was filtered by celite. The filtrate was then washed with brine, dried over Na_2SO_4 , filtered, and the solvent evaporated in vacuo. The residue was purified by chromatography over silica gel, to yield tert-butyl (4-oxobutyl)carbamate as colorless oil.

[0889] Step 2: Synthesis of 3-(4-((4-aminobutyl)amino)-1-oxoisindolin-2-yl)piperidine-2,6-dione (Cpd. No. 131)

[0890] To tert-butyl (4-oxobutyl)carbamate (190 mg, 1 mmol) in 1,2-dichloroethane (15 mL) was added Lenalidomide (285 mg, 1.1 mmol), and the resulting solution was

stirred at room temperature for 30 min. The solution was treated with Na(OAc)₃BH (0.42 g, 2 mmol), and the resulting suspension was stirred overnight. The solvent was diluted with DCM and washed with sat. NaHCO₃, brine, dried (Na₂SO₄), filtered, and concentrated. Then residue was diluted in 10 mL DCM then 2 mL trifluoroacetic acid was added to the reaction and stirred for 30 min. The solvent was removed by vacuo and the residue was purified by reverse phase chromatography over C18 column to yield Cpd. No. 131 as colorless oil.

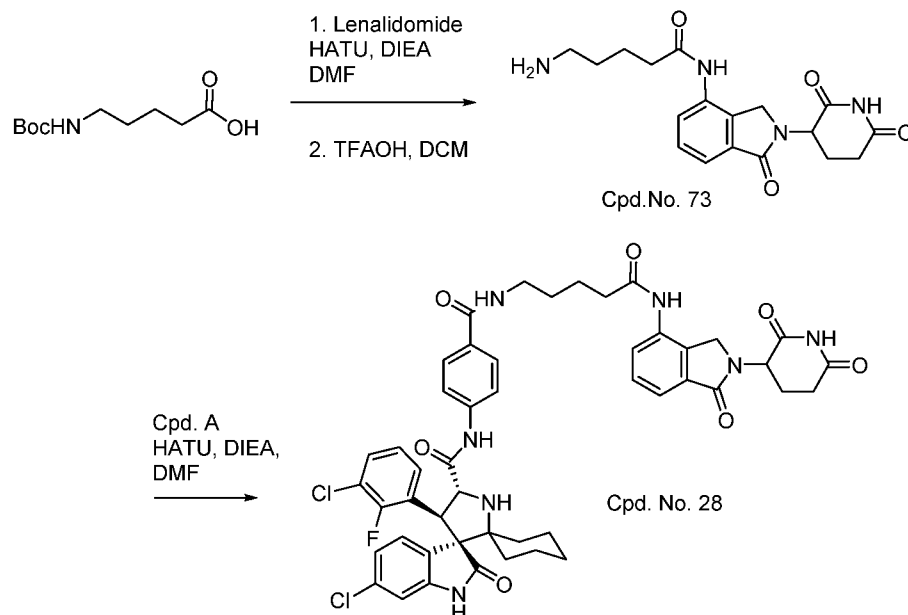
[0891] Step 3: Synthesis of Cpd. No. 19

[0892] HATU (13.3 mg, 1.2 eq.) and N,N-Diisopropylethylamine (0.026 mL, 0.15 mmol) were added to a solution of Cpd. A (20 mg, 0.029 mmol) in 0.5 mL DMF and stirred. After 10 minutes, Cpd. No. 131 (0.35 mL, 0.1 M in DMSO) was added to the reaction. After 30 minutes, the solvent was removed and the crude was dissolved in 3:1 methanol/water, acidified with trifluoroacetic acid and purified by reverse-phase preparative HPLC. The purified fractions were combined, concentrated in vacuo, re-dissolved in H₂O, frozen and lyophilized to give Cpd. No. 19 (TFA salt) as a white powder.

[0893] LC-MS(ESI) m/z (M + H)⁺: 894.25, 4.96 min; calcd: 894.29; >98% purity.

EXAMPLE 16

Synthesis of (3'R,4'S,5'R)-6''-chloro-4'-(3-chloro-2-fluorophenyl)-N-(4-((5-((2-(2,6-dioxopiperidin-3-yl)-1-oxoisindolin-4-yl)amino)-5-oxopentyl)carbamoyl)phenyl)-2''-oxodispiro[cyclohexane-1,2'-pyrrolidine-3',3''-indoline]-5'-carboxamide (Cpd. No. 28)



[0894] Step 1: Synthesis of 5-amino-N-(2-(2,6-dioxopiperidin-3-yl)-1-oxoisindolin-4-yl)pentanamide (Cpd. No. 73)

[0895] HATU (380 mg, 1 mmol) and N,N-diisopropylethylamine (0.44 mL, 2.5 mmol) were added to a solution of Boc-5-aminopentanoic acid (110 mg, 0.5 mmol) in 3 mL DMF and stirred. After 10 minutes, Lenalidomide (200 mg, 0.75 mmol) was added to the reaction. After 30 minutes, the solvent was removed and the crude was dissolved in 10 mL DCM and 2 mL trifluoroacetic acid. The reaction was stirred for 30min and then the solvent was removed by vacuo. The residue was purified by reverse phase chromatography over C18 column to yield 5-amino-N-(2-(2,6-dioxopiperidin-3-yl)-1-oxoisindolin-4-yl)pentanamide as colorless oil.

[0896] Reaction 2: Synthesis of Cpd. No. 28

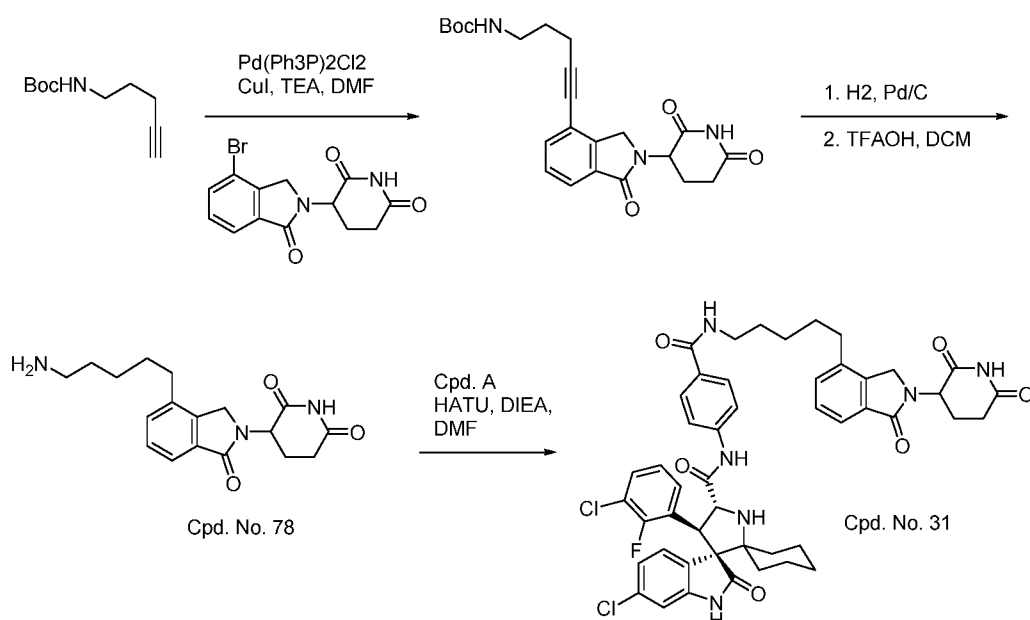
[0897] HATU (13.3 mg, 1.2 eq.) and N,N-diisopropylethylamine (0.026 mL, 0.15 mmol) were added to a solution of Cpd. A (20 mg, 0.029 mmol) in 0.5 mL DMF and stirred. After 10 minutes, 5-amino-N-(2-(2,6-dioxopiperidin-3-yl)-1-oxoisindolin-4-yl)pentanamide (0.35 mL, 0.1 M in DMSO) was added to the reaction. After 30 minutes, the solvent was removed and the crude was dissolved in 3:1 methanol/water, acidified with trifluoroacetic acid and purified by reverse-phase preparative HPLC. The purified fractions were combined, concentrated in vacuo, re-dissolved in H₂O, frozen and lyophilized to give Cpd. No. 28 (TFA salt) as a white powder.

[0898] LC-MS(ESI) m/z (M+H)⁺:922.26, 5.39 min; calcd: 922.29; >98% purity. ¹H NMR (400 MHz, MeOD) δ 7.77 (d, J = 8.2 Hz, 2H), 7.74 – 7.67 (m, 2H), 7.63 – 7.57 (m, 3H), 7.54 (dd, J = 8.2, 2.4 Hz, 1H), 7.47 (t, J = 7.7 Hz, 1H), 7.39 – 7.31 (m, 1H),

7.17 (t, $J = 8.1$ Hz, 1H), 7.11 (dd, $J = 8.2, 1.9$ Hz, 1H), 6.79 (d, $J = 1.9$ Hz, 1H), 5.38 (d, $J = 10.9$ Hz, 1H), 5.12 (dd, $J = 13.3, 5.1$ Hz, 1H), 4.98 (d, $J = 10.9$ Hz, 1H), 4.45 (d, $J = 2.1$ Hz, 2H), 3.40 (t, $J = 6.7$ Hz, 2H), 3.02 – 2.79 (m, 2H), 2.78 – 2.66 (m, 1H), 2.57 – 2.30 (m, 3H), 2.21 (d, $J = 14.0$ Hz, 1H), 2.17 – 2.07 (m, 1H), 2.06 – 1.88 (m, 3H), 1.81 – 1.63 (m, 6H), 1.60 – 1.46 (m, 1H), 1.24 (td, $J = 13.8, 3.9$ Hz, 2H).

EXAMPLE 17

(3'R,4'S,5'R)-6"-chloro-4'-(3-chloro-2-fluorophenyl)-N-(4-((5-(2-(2,6-dioxopiperidin-3-yl)-1-oxoisindolin-4-yl)pentyl)carbamoyl)phenyl)-2"-oxodispiro[cyclohexane-1,2'-pyrrolidine-3',3"-indoline]-5'-carboxamide (Cpd. No. 31)



[0899] Step 1: Synthesis of tert-butyl (5-(2-(2,6-dioxopiperidin-3-yl)-1-oxoisindolin-4-yl)pent-4-yn-1-yl)carbamate

[0900] To a solution of tert-butyl pent-4-yn-1-ylcarbamate (236 mg, 1.29 mmol) and 3-(4-bromo-1-oxoisindolin-2-yl)piperidine-2,6-dione (400mg, 1.29 mmol) in triethylamine (3 mL) and DMF (3 mL), CuI (50 mg, 0.25 mmol) and the Pd(Ph₃P)₂Cl₂ (90 mg, 0.13 mmol) were added. The mixture was stirred at 80°C under N₂-atmosphere overnight. The reaction mixture was poured into a saturated aqueous solution of NH₄Cl and after separation of the organic layer the aqueous layer was extracted with Ethyl Acetate. The combined organic layers were washed with brine, dried over Na₂SO₄ and concentrated in vacuo. The crude product was purified by flash chromatography to afford tert-butyl (5-(2-(2,6-dioxopiperidin-3-yl)-1-oxoisindolin-4-yl)pent-4-yn-1-yl)carbamate as white solid.

- [0901] Step 2: Synthesis of 3-(4-(5-aminopentyl)-1-oxoisindolin-2-yl)piperidine-2,6-dione (Cpd. No. 78)
- [0902] To a solution of tert-butyl (5-(2-(2,6-dioxopiperidin-3-yl)-1-oxoisindolin-4-yl)pent-4-yn-1-yl)carbamate (210 mg, 0.5 mmol) in EtOH (5 mL) was added Pd/C (20 mg). The reaction was stirred under H₂-atmosphere for 2 hr. Then the mixture was filtered by celite and the solvent was removed by vacuo. The residue was dissolved in 10 mL DCM and 2 mL trifluoroacetic acid. The reaction was stirred for 30min and then the solvent was removed by vacuo. The residue was purified by reverse phase chromatography over C18 column to 3-(4-(5-aminopentyl)-1-oxoisindolin-2-yl)piperidine-2,6-dione as colorless oil.
- [0903] Step 3: Synthesis of Cpd. No. 31
- [0904] HATU (13.3 mg, 1.2 eq.) and N,N-diisopropylethylamine (0.026 mL, 0.15 mmol) were added to a solution of Cpd. A (20 mg, 0.029 mmol) in 0.5 mL DMF and stirred. After 10 minutes, 3-(4-(5-aminopentyl)-1-oxoisindolin-2-yl)piperidine-2,6-dione (0.35 mL, 0.1 M in DMSO) was added to the reaction. After 30 minutes, the solvent was removed and the crude was dissolved in 3:1 methanol/water, acidified with trifluoroacetic acid and purified by reverse-phase preparative HPLC. The purified fractions were combined, concentrated in vacuo, re-dissolved in H₂O, frozen and lyophilized to give Cpd. No. 31 (TFA salt) as a white powder.
- [0905] LC-MS(ESI) m/z (M+H)⁺: 893.19, 6.12 min; calcd (M+H)⁺: 893.30; >98% purity. ¹H NMR (400 MHz, MeOD) δ 7.78 – 7.66 (m, 3H), 7.66 – 7.56 (m, 3H), 7.53 (dd, *J* = 8.2, 2.5 Hz, 1H), 7.47 – 7.38 (m, 2H), 7.38 – 7.32 (m, 1H), 7.17 (t, *J* = 8.1 Hz, 1H), 7.11 (dd, *J* = 8.2, 2.0 Hz, 1H), 6.79 (d, *J* = 1.9 Hz, 1H), 5.29 (d, *J* = 10.7 Hz, 1H), 5.14 (dd, *J* = 13.3, 5.2 Hz, 1H), 4.97 (d, *J* = 10.8 Hz, 1H), 4.46 (dd, *J* = 5.7, 2.5 Hz, 2H), 3.41 – 3.33 (m, 2H), 2.96 – 2.64 (m, 5H), 2.50 (qdd, *J* = 13.3, 4.6, 2.5 Hz, 1H), 2.22 – 2.09 (m, 2H), 2.02 – 1.84 (m, 3H), 1.79 – 1.48 (m, 7H), 1.48 – 1.35 (m, 2H), 1.22 (td, *J* = 13.7, 4.0 Hz, 2H).

EXAMPLE 18

- [0906] The following Compounds of the Disclosure were prepared using the illustrative methods described in the General Schemes, Examples 1-17, and/or methods known to those skilled in the art in view of this disclosure.
- [0907] Cpd. No. 2: (3'R,4'S,5'R)-6''-chloro-4'-(3-chloro-2-fluorophenyl)-N-(4-((1-(2-(2,6-dioxopiperidin-3-yl)-1,3-dioxoisindolin-4-yl)oxy)-2-oxo-7,10,13-trioxa-3-

azahexadecan-16-yl)carbamoyl)phenyl)-2''-oxodispiro[cyclohexane-1,2'-pyrrolidine-3',3''-indoline]-5'-carboxamide; LC-MS(ESI) m/z ($M+H$)⁺: 1098.32, 5.27 min; calcd: 1098.36; >98% purity.

[0908] Cpd. No. 3: (3'R,4'S,5'R)-6''-chloro-4'-(3-chloro-2-fluorophenyl)-N-(4-((1-((2-(2,6-dioxopiperidin-3-yl)-1,3-dioxoisindolin-4-yl)amino)-2-oxo-7,10,13-trioxa-3-azahexadecan-16-yl)carbamoyl)phenyl)-2''-oxodispiro[cyclohexane-1,2'-pyrrolidine-3',3''-indoline]-5'-carboxamide; LC-MS(ESI) m/z ($M+H$)⁺: 1097.34, 5.48 min; calcd: 1097.37; >98% purity. ¹H NMR (400 MHz, MeOD) δ 7.78 – 7.74 (m, 2H), 7.71 (t, J = 6.6 Hz, 1H), 7.60 (d, J = 8.7 Hz, 2H), 7.52 (dd, J = 8.3, 7.4 Hz, 2H), 7.35 (t, J = 7.0 Hz, 1H), 7.17 (t, J = 8.0 Hz, 1H), 7.10 (dd, J = 8.2, 1.8 Hz, 1H), 7.07 (d, J = 7.1 Hz, 1H), 6.84 (d, J = 8.4 Hz, 1H), 6.79 (d, J = 1.9 Hz, 1H), 5.31 (d, J = 10.8 Hz, 1H), 5.06 (dd, J = 12.5, 5.4 Hz, 1H), 4.96 (d, J = 10.8 Hz, 1H), 3.97 (s, 2H), 3.61 – 3.52 (m, 8H), 3.48 – 3.40 (m, 6H), 3.30 – 3.25 (m, 2H), 2.85 (ddd, J = 17.7, 14.2, 5.1 Hz, 2H), 2.79 – 2.67 (m, 2H), 2.17 (d, J = 13.5 Hz, 1H), 2.13 – 2.05 (m, 1H), 1.96 – 1.68 (m, 9H), 1.55 (dd, J = 27.1, 13.6 Hz, 1H), 1.22 (td, J = 13.6, 3.7 Hz, 3H).

[0909] Cpd. No. 4: (3'R,4'S,5'R)-6''-chloro-4'-(3-chloro-2-fluorophenyl)-N-(4-((2-(2-(2-(2-(2,6-dioxopiperidin-3-yl)-1,3-dioxoisindolin-4-yl)oxy)ethoxy)ethoxy)ethoxy)ethyl)carbamoyl)phenyl)-2''-oxodispiro[cyclohexane-1,2'-pyrrolidine-3',3''-indoline]-5'-carboxamide; LC-MS(ESI) m/z ($M+H$)⁺: 1013.33, 5.37 min; calcd: 1013.31; >98% purity. ¹H NMR (400 MHz, MeOD) δ 7.77 (d, J = 8.8 Hz, 2H), 7.74 – 7.65 (m, 2H), 7.60 (d, J = 8.7 Hz, 2H), 7.52 (dd, J = 8.2, 2.4 Hz, 1H), 7.42 – 7.30 (m, 3H), 7.17 (t, J = 8.0 Hz, 1H), 7.10 (dd, J = 8.2, 1.5 Hz, 1H), 6.79 (d, J = 1.8 Hz, 1H), 5.29 (d, J = 10.7 Hz, 1H), 5.08 (dd, J = 12.4, 5.5 Hz, 1H), 4.95 (d, J = 10.8 Hz, 1H), 4.33 – 4.25 (m, 2H), 3.90 – 3.82 (m, 2H), 3.75 – 3.69 (m, 2H), 3.65 – 3.58 (m, 8H), 3.52 (t, J = 5.3 Hz, 2H), 2.89 – 2.66 (m, 4H), 2.19 – 2.05 (m, 2H), 1.98 – 1.84 (m, 3H), 1.77 (d, J = 10.9 Hz, 2H), 1.55 (dd, J = 27.2, 13.7 Hz, 1H), 1.26 – 1.14 (m, 2H).

[0910] Cpd. No. 5: (3'R,4'S,5'R)-6''-chloro-4'-(3-chloro-2-fluorophenyl)-N-(4-(4-((3-(2-(2-(3-((2-(2,6-dioxopiperidin-3-yl)-1,3-dioxoisindolin-4-yl)amino)propoxy)ethoxy)ethoxy)propyl)amino)piperidine-1-carbonyl)phenyl)-2''-oxodispiro[cyclohexane-1,2'-pyrrolidine-3',3''-indoline]-5'-carboxamide; LC-MS(ESI) m/z ($M+H$)⁺: 1123.37, 4.83 min; calcd: 1123.43; >98% purity. ¹H NMR (400 MHz, Methanol-*d*₄) δ 7.71 (t, J = 7.2 Hz, 1H), 7.68 – 7.60 (m, 2H), 7.54 – 7.45 (m, 2H), 7.42 – 7.35 (m, 2H), 7.35 – 7.30 (m, 1H), 7.19 – 7.12 (m, 1H), 7.09 (ddd, J = 8.3, 2.0, 0.8 Hz, 1H), 7.06 – 6.95 (m, 2H), 6.78 (d, J = 1.9 Hz, 1H), 5.17 (d, J = 7.4 Hz, 1H), 5.04 (dd, J =

12.4, 5.5 Hz, 1H), 4.92 (d, $J = 10.0$ Hz, 1H), 3.80 – 3.45 (m, 13H), 3.38 (t, $J = 5.9$ Hz, 3H), 3.18 (t, $J = 6.7$ Hz, 2H), 2.97 – 2.79 (m, 2H), 2.79 – 2.60 (m, 3H), 2.23 – 2.02 (m, 4H), 2.02 – 1.62 (m, 10H), 1.63 – 1.44 (m, 3H), 1.34 – 1.04 (m, 3H).

[0911] Cpd. No. 6: (3'R,4'S,5'R)-6''-chloro-4'-(3-chloro-2-fluorophenyl)-N-(4-((4-(2-(2-(2-(2-(2,6-dioxopiperidin-3-yl)-1,3-dioxoisindolin-4-yl)amino)ethoxy)ethoxy)ethoxy)ethoxy)phenyl)carbamoyl)phenyl)-2''-oxodispiro[cyclohexane-1,2'-pyrrolidine-3',3''-indoline]-5'-carboxamide; LC-MS(ESI) m/z ($M + H$)⁺: 1104.29, 6.47 min; calcd: 1104.35; >98% purity.

[0912] Cpd. No. 7: (3'R,4'S,5'R)-6''-chloro-4'-(3-chloro-2-fluorophenyl)-N-(4-((2-(2-(2,6-dioxopiperidin-3-yl)-1,3-dioxoisindolin-4-yl)amino)ethyl)carbamoyl)phenyl)-2''-oxodispiro[cyclohexane-1,2'-pyrrolidine-3',3''-indoline]-5'-carboxamide; LC-MS(ESI) m/z ($M + H$)⁺: 880.21, 5.66 min; calcd: 880.24; >98% purity.

[0913] Cpd. No. 8: (3'R,4'S,5'R)-6''-chloro-4'-(3-chloro-2-fluorophenyl)-N-(4-((3-(2-(2,6-dioxopiperidin-3-yl)-1,3-dioxoisindolin-4-yl)amino)propyl)carbamoyl)phenyl)-2''-oxodispiro[cyclohexane-1,2'-pyrrolidine-3',3''-indoline]-5'-carboxamide; LC-MS(ESI) m/z ($M + H$)⁺: 894.24, 5.31 min; calcd: 894.26; >98% purity.

[0914] Cpd. No. 9: (3'R,4'S,5'R)-6''-chloro-4'-(3-chloro-2-fluorophenyl)-N-(4-((4-(2-(2,6-dioxopiperidin-3-yl)-1,3-dioxoisindolin-4-yl)amino)butyl)carbamoyl)phenyl)-2''-oxodispiro[cyclohexane-1,2'-pyrrolidine-3',3''-indoline]-5'-carboxamide; LC-MS(ESI) m/z ($M + H$)⁺: 908.32, 5.86 min; calcd: 908.27; >98% purity. ¹H NMR (400 MHz, MeOD) δ 7.79 – 7.68 (m, 3H), 7.63 – 7.58 (m, 2H), 7.53 (dd, $J = 8.3, 2.4$ Hz, 1H), 7.49 (ddd, $J = 8.5, 7.1, 1.4$ Hz, 1H), 7.39 – 7.32 (m, 1H), 7.17 (t, $J = 8.1$ Hz, 1H), 7.11 (dd, $J = 8.2, 2.0$ Hz, 1H), 7.02 (d, $J = 8.6$ Hz, 1H), 6.98 (dd, $J = 6.8, 2.8$ Hz, 1H), 6.79 (d, $J = 1.9$ Hz, 1H), 5.30 (d, $J = 10.7$ Hz, 1H), 5.03 (dd, $J = 12.6, 5.5$ Hz, 1H), 4.96 (d, $J = 10.8$ Hz, 1H), 3.44 – 3.34 (m, 4H), 2.92 – 2.79 (m, 2H), 2.78 – 2.65 (m, 2H), 2.17 (d, $J = 14.1$ Hz, 1H), 2.13 – 2.05 (m, 1H), 2.02 – 1.87 (m, 3H), 1.81 – 1.69 (m, 6H), 1.62 – 1.48 (m, 1H), 1.27 – 1.16 (m, 2H).

[0915] Cpd. No. 10: (3'R,4'S,5'R)-6''-chloro-4'-(3-chloro-2-fluorophenyl)-N-(4-((5-(2-(2,6-dioxopiperidin-3-yl)-1,3-dioxoisindolin-4-yl)amino)pentyl)carbamoyl)phenyl)-2''-oxodispiro[cyclohexane-1,2'-pyrrolidine-3',3''-indoline]-5'-carboxamide; LC-MS(ESI) m/z ($M + H$)⁺: 922.30, 6.54 min; calcd: 922.29; >98% purity. ¹H NMR (400 MHz, MeOD) δ 7.79 – 7.67 (m, 3H), 7.63 – 7.57 (m, 2H), 7.57 – 7.46 (m, 2H), 7.37 – 7.30 (m, 1H), 7.16 (t, $J = 7.9$ Hz, 1H), 7.10 (dd, $J = 8.2, 1.9$ Hz, 1H), 7.02 (d, $J = 8.6$ Hz, 1H), 6.98 (dd, $J = 6.7, 4.1$ Hz, 1H), 6.78 (d, $J = 1.9$ Hz, 1H), 5.22 (d, $J = 9.8$ Hz, 1H), 5.04 –

4.98 (m, 1H), 4.95 (dd, $J = 10.6, 2.9$ Hz, 1H), 3.41 – 3.33 (m, 4H), 2.90 – 2.61 (m, 4H), 2.17 – 2.04 (m, 2H), 1.97 – 1.82 (m, 3H), 1.78 – 1.49 (m, 9H), 1.24 – 1.13 (m, 2H).

[0916] Cpd. No. 11: (3'R,4'S,5'R)-6''-chloro-4'-(3-chloro-2-fluorophenyl)-N-(4-((6-((2-(2,6-dioxopiperidin-3-yl)-1,3-dioxoisindolin-4-yl)amino)hexyl)carbamoyl)phenyl)-2''-oxodispiro[cyclohexane-1,2'-pyrrolidine-3',3''-indoline]-5'-carboxamide; LC-MS(ESI) m/z ($M + H$)⁺: 936.27, 6.76 min; calcd: 936.31; >98% purity. ¹H NMR (400 MHz, MeOD) δ 7.76 (d, $J = 8.7$ Hz, 2H), 7.71 (t, $J = 6.7$ Hz, 1H), 7.60 (d, $J = 8.7$ Hz, 2H), 7.56 – 7.47 (m, 2H), 7.36 (t, $J = 7.0$ Hz, 1H), 7.18 (t, $J = 8.0$ Hz, 1H), 7.11 (dd, $J = 8.2, 1.9$ Hz, 1H), 7.02 – 6.97 (m, 2H), 6.79 (d, $J = 1.9$ Hz, 1H), 5.33 (d, $J = 10.9$ Hz, 1H), 5.03 (dd, $J = 12.4, 5.3$ Hz, 1H), 4.97 (d, $J = 10.9$ Hz, 1H), 3.40 – 3.27 (m, 4H), 2.93 – 2.65 (m, 4H), 2.19 (d, $J = 11.6$ Hz, 1H), 2.15 – 2.06 (m, 1H), 2.04 – 1.89 (m, 3H), 1.78 (d, $J = 11.8$ Hz, 2H), 1.71 – 1.59 (m, 4H), 1.55 – 1.38 (m, 5H), 1.27 – 1.18 (m, 2H).

[0917] Cpd. No.12: (3'R,4'S,5'R)-6''-chloro-4'-(3-chloro-2-fluorophenyl)-N-(4-((7-((2-(2,6-dioxopiperidin-3-yl)-1,3-dioxoisindolin-4-yl)amino)heptyl)carbamoyl)phenyl)-2''-oxodispiro[cyclohexane-1,2'-pyrrolidine-3',3''-indoline]-5'-carboxamide; LC-MS(ESI) m/z ($M + H$)⁺: 950.29, 7.10min; calcd: 950.32; >98% purity. ¹H NMR (400 MHz, MeOD) δ 7.80 – 7.74 (m, 2H), 7.74 – 7.68 (m, 1H), 7.64 – 7.59 (m, 2H), 7.55 – 7.47 (m, 2H), 7.37 – 7.30 (m, 1H), 7.16 (t, $J = 8.1$ Hz, 1H), 7.10 (dd, $J = 8.2, 1.9$ Hz, 1H), 7.01 (s, 1H), 6.99 (d, $J = 2.2$ Hz, 1H), 6.79 (d, $J = 1.9$ Hz, 1H), 5.27 (d, $J = 10.6$ Hz, 1H), 5.03 (dd, $J = 12.6, 5.4$ Hz, 1H), 4.95 (d, $J = 10.7$ Hz, 1H), 3.38 – 3.27 (m, 4H), 2.90 – 2.64 (m, 4H), 2.20 – 2.05 (m, 2H), 2.00 – 1.84 (m, 3H), 1.83 – 1.71 (m, 2H), 1.67 – 1.53 (m, 5H), 1.46 – 1.35 (m, 6H), 1.25 – 1.13 (m, 2H).

[0918] Cpd. No. 13: (3'R,4'S,5'R)-6''-chloro-4'-(3-chloro-2-fluorophenyl)-N-(4-((2-(2-((2-(2,6-dioxopiperidin-3-yl)-1,3-dioxoisindolin-4-yl)amino)ethoxy)ethyl)carbamoyl)phenyl)-2''-oxodispiro[cyclohexane-1,2'-pyrrolidine-3',3''-indoline]-5'-carboxamide; LC-MS(ESI) m/z ($M + H$)⁺: 924.20, 5.28 min; calcd: 924.27; >98% purity. ¹H NMR (400 MHz, MeOD) δ 7.76 – 7.68 (m, 3H), 7.61 – 7.51 (m, 3H), 7.47 – 7.39 (m, 1H), 7.35 (t, $J = 7.6$ Hz, 1H), 7.19 (t, $J = 8.1$ Hz, 1H), 7.11 (dd, $J = 8.2, 0.9$ Hz, 1H), 7.01 (d, $J = 8.6$ Hz, 1H), 6.91 (t, $J = 7.2$ Hz, 1H), 6.79 (d, $J = 1.9$ Hz, 1H), 5.39 (d, $J = 10.9$ Hz, 1H), 5.03 – 4.92 (m, 3H), 3.69 (dt, $J = 10.5, 5.0$ Hz, 4H), 3.58 – 3.50 (m, 2H), 3.45 (t, $J = 4.9$ Hz, 2H), 3.03 – 2.53 (m, 4H), 2.22 (d, $J = 13.4$ Hz, 1H), 2.09 – 1.86 (m, 4H), 1.78 (d, $J = 12.1$ Hz, 2H), 1.54 (dd, $J = 27.2, 13.5$ Hz, 1H), 1.29 – 1.12 (m, 2H).

- [0919]** Cpd. No. 14: (3'R,4'S,5'R)-6''-chloro-4'-(3-chloro-2-fluorophenyl)-N-(4-((2-(2-(2-((2-(2,6-dioxopiperidin-3-yl)-1,3-dioxoisindolin-4-yl)amino)ethoxy)ethoxy)ethyl)carbamoyl)phenyl)-2''-oxodispiro[cyclohexane-1,2'-pyrrolidine-3',3''-indoline]-5'-carboxamide; LC-MS(ESI) m/z ($M + H$)⁺: 968.35, 5.58 min; calcd: 968.30; >98% purity. ¹H NMR (400 MHz, MeOD) δ 7.79 – 7.66 (m, 3H), 7.59 – 7.47 (m, 3H), 7.40 – 7.27 (m, 2H), 7.19 (t, J = 8.1 Hz, 1H), 7.10 (dd, J = 8.2, 1.8 Hz, 1H), 6.95 – 6.83 (m, 2H), 6.79 (d, J = 1.9 Hz, 1H), 5.40 (d, J = 10.9 Hz, 1H), 5.03 – 4.96 (m, 3H), 3.73 – 3.62 (m, 8H), 3.57 – 3.50 (m, 2H), 3.42 – 3.35 (m, 2H), 2.94 (d, J = 8.0 Hz, 1H), 2.85 – 2.57 (m, 3H), 2.21 (d, J = 13.6 Hz, 1H), 2.07 – 1.87 (m, 4H), 1.76 (d, J = 11.6 Hz, 2H), 1.53 (dd, J = 26.9, 13.3 Hz, 1H), 1.31 – 1.10 (m, 2H).
- [0920]** Cpd. No. 15: (3'R,4'S,5'R)-6''-chloro-4'-(3-chloro-2-fluorophenyl)-N-(4-((2-(2-(2-(2-(2,6-dioxopiperidin-3-yl)-1,3-dioxoisindolin-4-yl)amino)ethoxy)ethoxy)ethoxy)ethyl)carbamoyl)phenyl)-2''-oxodispiro[cyclohexane-1,2'-pyrrolidine-3',3''-indoline]-5'-carboxamide; LC-MS(ESI) m/z ($M + H$)⁺: 1012.30, 5.68 min; calcd: 1012.32; >98% purity. ¹H NMR (400 MHz, MeOD) δ 7.76 (d, J = 8.7 Hz, 2H), 7.72 (t, J = 6.6 Hz, 1H), 7.58 (d, J = 8.7 Hz, 2H), 7.53 (dd, J = 8.2, 2.3 Hz, 1H), 7.49 – 7.43 (m, 1H), 7.36 (t, J = 7.0 Hz, 1H), 7.19 (t, J = 8.1 Hz, 1H), 7.11 (dd, J = 8.2, 1.8 Hz, 1H), 6.99 (d, J = 8.0 Hz, 2H), 6.79 (d, J = 1.9 Hz, 1H), 5.37 (d, J = 10.9 Hz, 1H), 5.02 (ddd, J = 12.3, 5.4, 1.3 Hz, 1H), 4.97 (d, J = 11.0 Hz, 1H), 3.68 – 3.60 (m, 12H), 3.52 (t, J = 5.3 Hz, 2H), 3.42 (t, J = 5.2 Hz, 2H), 2.95 – 2.87 (m, 1H), 2.86 – 2.79 (m, 1H), 2.76 – 2.61 (m, 2H), 2.21 (d, J = 13.4 Hz, 1H), 2.13 – 2.05 (m, 1H), 2.00 – 1.88 (m, 3H), 1.77 (d, J = 11.7 Hz, 2H), 1.53 (dd, J = 27.1, 13.2 Hz, 1H), 1.29 – 1.19 (m, 2H).
- [0921]** Cpd. No. 16: (3'R,4'S,5'R)-6''-chloro-4'-(3-chloro-2-fluorophenyl)-N-(4-((23-((2-(2,6-dioxopiperidin-3-yl)-1,3-dioxoisindolin-4-yl)amino)-3,6,9,12,15,18,21-heptaotricosyl)carbamoyl) phenyl)-2''-oxodispiro[cyclohexane-1,2'-pyrrolidine-3',3''-indoline]-5'-carboxamide; LC-MS(ESI) m/z ($M + H$)⁺: 1188.42, 5.69 min; calcd: 1188.43; >98% purity. ¹H NMR (400 MHz, MeOD) δ 7.84 – 7.77 (m, 2H), 7.70 (t, J = 6.5 Hz, 1H), 7.66 – 7.59 (m, 2H), 7.55 – 7.48 (m, 2H), 7.39 – 7.31 (m, 1H), 7.16 (t, J = 8.0 Hz, 1H), 7.09 (dd, J = 8.2, 1.5 Hz, 1H), 7.06 (d, J = 8.5 Hz, 1H), 7.03 (d, J = 7.1 Hz, 1H), 6.78 (d, J = 1.9 Hz, 1H), 5.23 (d, J = 10.3 Hz, 1H), 5.04 (dd, J = 12.5, 5.5 Hz, 1H), 4.94 (d, J = 10.7 Hz, 1H), 3.70 (t, J = 5.3 Hz, 2H), 3.64 – 3.54 (m, 28H), 3.47 (t, J = 5.3 Hz, 2H), 2.88 – 2.65 (m, 4H), 2.18 – 2.05 (m, 2H), 2.00 – 1.81 (m, 3H), 1.75 (t, J = 11.9 Hz, 2H), 1.56 (dd, J = 27.2, 13.5 Hz, 1H), 1.27 – 1.12 (m, 2H).

- [0922]** Cpd. No. 17: (3'R,4'S,5'R)-6''-chloro-4'-(3-chloro-2-fluorophenyl)-N-(4-(((3-(4-(3-((2-(2,6-dioxopiperidin-3-yl)-1,3-dioxoisindolin-4-yl)amino)propoxy)butoxy)propyl)carbamoyl)phenyl)-2''-oxodispiro[cyclohexane-1,2'-pyrrolidine-3',3''-indoline]-5'-carboxamide; LC-MS(ESI) m/z ($M + H$)⁺: 1024.35, 6.54 min; calcd: 1024.36; >98% purity. ¹H NMR (400 MHz, MeOD) δ 7.76 (d, J = 8.7 Hz, 2H), 7.71 (t, J = 6.6 Hz, 1H), 7.61 (d, J = 8.7 Hz, 2H), 7.54 – 7.45 (m, 2H), 7.39 – 7.30 (m, 1H), 7.17 (t, J = 8.0 Hz, 1H), 7.10 (dd, J = 8.2, 1.8 Hz, 1H), 7.00 (d, J = 8.1 Hz, 2H), 6.79 (d, J = 1.9 Hz, 1H), 5.29 (d, J = 10.7 Hz, 1H), 5.03 (dd, J = 12.5, 5.4 Hz, 1H), 4.95 (d, J = 10.8 Hz, 1H), 3.52 (dd, J = 10.4, 5.8 Hz, 4H), 3.47 – 3.40 (m, 6H), 3.38 (t, J = 6.6 Hz, 2H), 2.92 – 2.62 (m, 4H), 2.16 (d, J = 13.3 Hz, 1H), 2.13 – 2.04 (m, 1H), 1.99 – 1.82 (m, 7H), 1.76 (d, J = 12.1 Hz, 2H), 1.64 (t, J = 2.9 Hz, 4H), 1.54 (dd, J = 25.8, 12.1 Hz, 1H), 1.27 – 1.15 (m, 2H).
- [0923]** Cpd. No. 18: (3'R,4'S,5'R)-6''-chloro-4'-(3-chloro-2-fluorophenyl)-N-(4-(((3-(2-(2-(3-((2-(2,6-dioxopiperidin-3-yl)-1,3-dioxoisindolin-4-yl)amino)propoxy)ethoxy)ethoxy)propyl)carbamoyl)phenyl)-2''-oxodispiro[cyclohexane-1,2'-pyrrolidine-3',3''-indoline]-5'-carboxamide; LC-MS(ESI) m/z ($M + H$)⁺: 1040.40, 5.93 min; calcd: 1040.35; >98% purity. ¹H NMR (400 MHz, MeOD) δ 7.80 – 7.74 (m, 2H), 7.70 (t, J = 7.1 Hz, 1H), 7.61 (d, J = 8.6 Hz, 2H), 7.55 – 7.46 (m, 2H), 7.39 – 7.31 (m, 1H), 7.17 (t, J = 8.1 Hz, 1H), 7.10 (dd, J = 8.2, 1.6 Hz, 1H), 7.04 – 6.96 (m, 2H), 6.79 (d, J = 1.9 Hz, 1H), 5.26 (d, J = 10.4 Hz, 1H), 5.03 (dd, J = 12.4, 5.5 Hz, 1H), 4.94 (d, J = 10.7 Hz, 1H), 3.68 – 3.62 (m, 4H), 3.62 – 3.54 (m, 8H), 3.45 (t, J = 6.6 Hz, 2H), 3.38 (t, J = 6.5 Hz, 2H), 2.90 – 2.67 (m, 4H), 2.20 – 2.05 (m, 2H), 1.96 – 1.73 (m, 9H), 1.55 (dd, J = 27.1, 13.6 Hz, 1H), 1.27 – 1.13 (m, 2H).
- [0924]** Cpd. No. 20: (3'R,4'S,5'R)-6''-chloro-4'-(3-chloro-2-fluorophenyl)-N-(4-(((2-(2-((2-(2,6-dioxopiperidin-3-yl)-1-oxoisindolin-4-yl)amino)ethoxy)ethyl)carbamoyl)phenyl)-2''-oxodispiro[cyclohexane-1,2'-pyrrolidine-3',3''-indoline]-5'-carboxamide; LC-MS(ESI) m/z ($M + H$)⁺: 910.19, 5.15 min; calcd: 910.29; >98% purity. ¹H NMR (400 MHz, MeOD) δ 7.71 (t, J = 6.8 Hz, 1H), 7.65 – 7.55 (m, 3H), 7.50 (d, J = 8.7 Hz, 1H), 7.44 (d, J = 8.7 Hz, 1H), 7.36 (t, J = 7.6 Hz, 1H), 7.26 (td, J = 7.8, 2.3 Hz, 1H), 7.18 (t, J = 8.0 Hz, 1H), 7.12 (dd, J = 8.2, 1.8 Hz, 1H), 7.03 (dd, J = 7.3, 3.4 Hz, 1H), 6.83 (dd, J = 8.1, 4.5 Hz, 1H), 6.80 (d, J = 1.8 Hz, 1H), 5.32 (d, J = 10.4 Hz, 1H), 5.12 – 5.04 (m, 1H), 5.01 (d, J = 10.9 Hz, 1H), 4.26 – 4.05 (m, 2H), 3.73 (t, J = 4.8 Hz, 2H), 3.67 (t, J = 5.0 Hz, 2H), 3.59 – 3.51 (m, 2H), 3.41 – 3.35 (m, 2H),

3.01 – 2.76 (m, 3H), 2.42 – 2.29 (m, 1H), 2.24 – 2.09 (m, 2H), 2.05 – 1.91 (m, 3H), 1.79 (d, $J = 12.1$ Hz, 2H), 1.57 (dd, $J = 24.5, 11.9$ Hz, 1H), 1.24 (t, $J = 11.8$ Hz, 2H).

[0925] Cpd. No. 21: (3'R,4'S,5'R)-6''-chloro-4'-(3-chloro-2-fluorophenyl)-N-(4-((2-(2-(2-((2-(2,6-dioxopiperidin-3-yl)-1-oxoisindolin-4-yl)amino)ethoxy)ethoxy)ethyl)carbamoyl)phenyl)-2''-oxodispiro[cyclohexane-1,2'-pyrrolidine-3',3''-indoline]-5'-carboxamide; LC-MS(ESI) m/z ($M + H$)⁺: 954.24, 4.88 min; calcd: 954.32; >98% purity. ¹H NMR (400 MHz, MeOD) δ 7.77 – 7.68 (m, 3H), 7.57 – 7.49 (m, 2H), 7.45 (d, $J = 8.8$ Hz, 1H), 7.36 (t, $J = 7.5$ Hz, 1H), 7.25 (td, $J = 7.8, 2.8$ Hz, 1H), 7.18 (t, $J = 8.2$ Hz, 1H), 7.12 (ddd, $J = 8.3, 1.9, 0.9$ Hz, 1H), 7.06 (dd, $J = 7.0, 5.2$ Hz, 1H), 6.84 – 6.74 (m, 2H), 5.28 (d, $J = 10.6$ Hz, 1H), 5.11 (td, $J = 13.5, 5.2$ Hz, 1H), 4.96 (d, $J = 10.9$ Hz, 1H), 4.26 – 4.10 (m, 2H), 3.77 – 3.60 (m, 8H), 3.55 (t, $J = 4.4$ Hz, 2H), 3.39 – 3.35 (m, 2H), 2.93 – 2.70 (m, 3H), 2.48 – 2.31 (m, 1H), 2.24 – 2.05 (m, 2H), 2.04 – 1.88 (m, 3H), 1.78 (d, $J = 10.9$ Hz, 2H), 1.62 – 1.52 (m, 1H), 1.28 – 1.15 (m, 2H).

[0926] Cpd. No. 22: (3'R,4'S,5'R)-6''-chloro-4'-(3-chloro-2-fluorophenyl)-N-(4-((2-(2-(2-(2-((2-(2,6-dioxopiperidin-3-yl)-1-oxoisindolin-4-yl)amino)ethoxy)ethoxy)ethoxy)ethyl)carbamoyl)phenyl)-2''-oxodispiro[cyclohexane-1,2'-pyrrolidine-3',3''-indoline]-5'-carboxamide; LC-MS(ESI) m/z ($M + H$)⁺: 998.29, 5.21 min; calcd: 998.34; >98% purity. ¹H NMR (400 MHz, MeOD) δ 7.76 (dd, $J = 8.8, 2.8$ Hz, 2H), 7.71 (t, $J = 7.0$ Hz, 1H), 7.57 (t, $J = 8.3$ Hz, 2H), 7.51 (dt, $J = 8.2, 2.7$ Hz, 1H), 7.36 (t, $J = 7.6$ Hz, 1H), 7.30 – 7.23 (m, 1H), 7.18 (t, $J = 8.1$ Hz, 1H), 7.11 (d, $J = 8.2$ Hz, 1H), 7.07 (dd, $J = 7.3, 2.2$ Hz, 1H), 6.84 – 6.77 (m, 2H), 5.32 (d, $J = 10.9$ Hz, 1H), 5.16 – 5.10 (m, 1H), 4.95 (dd, $J = 10.8, 2.7$ Hz, 1H), 4.32 – 4.19 (m, 2H), 3.68 – 3.60 (m, 12H), 3.52 (t, $J = 5.3$ Hz, 2H), 3.36 (t, $J = 4.6$ Hz, 2H), 2.97 – 2.86 (m, 2H), 2.80 – 2.71 (m, 1H), 2.50 – 2.37 (m, 1H), 2.22 – 2.12 (m, 2H), 1.94 (dd, $J = 19.7, 10.4$ Hz, 3H), 1.78 (d, $J = 12.3$ Hz, 2H), 1.54 (dd, $J = 25.6, 13.6$ Hz, 1H), 1.28 – 1.17 (m, 2H).

[0927] Cpd. No. 23: (3'R,4'S,5'R)-6''-chloro-4'-(3-chloro-2-fluorophenyl)-N-(4-((14-((2-(2,6-dioxopiperidin-3-yl)-1-oxoisindolin-4-yl)amino)-3,6,9,12-tetraoxatetradecyl)carbamoyl)phenyl)-2''-oxodispiro[cyclohexane-1,2'-pyrrolidine-3',3''-indoline]-5'-carboxamide; LC-MS(ESI) m/z ($M + H$)⁺: 1042.31, 5.22 min; calcd: 1042.37; >98% purity. ¹H NMR (400 MHz, MeOD) δ 7.79 (dd, $J = 8.8, 1.9$ Hz, 2H), 7.70 (t, $J = 6.6$ Hz, 1H), 7.65 – 7.58 (m, 2H), 7.50 (dt, $J = 8.1, 2.2$ Hz, 1H), 7.37 – 7.27 (m, 2H), 7.16 (t, $J = 7.8$ Hz, 1H), 7.12 – 7.06 (m, 2H), 6.84 (dd, $J = 8.1, 1.7$ Hz, 1H), 6.78 (d, $J = 1.9$ Hz, 1H), 5.23 (d, $J = 9.0$ Hz, 1H), 5.14 (dt, $J = 13.3, 4.9$ Hz, 1H), 4.93 (d, $J = 10.7$ Hz, 1H), 4.28 (d, $J = 4.4$ Hz, 2H), 3.67 – 3.50 (m, 18H), 3.38 (t, $J = 4.9$ Hz, 2H),

2.93 – 2.83 (m, 1H), 2.77 (ddd, $J = 17.6, 4.5, 2.3$ Hz, 2H), 2.52 – 2.37 (m, 1H), 2.20 – 2.08 (m, 2H), 1.99 – 1.85 (m, 3H), 1.80 – 1.72 (m, 2H), 1.56 (dd, $J = 27.5, 14.1$ Hz, 1H), 1.20 (t, $J = 13.2$ Hz, 2H).

[0928] Cpd. No. 24: (3'R,4'S,5'R)-6''-chloro-4'-(3-chloro-2-fluorophenyl)-N-(5-(((2-(2-((2-(2,6-dioxopiperidin-3-yl)-1,3-dioxoisindolin-4-yl)amino)ethoxy)ethoxy)ethyl)carbamoyl)pyridin-2-yl)-2''-oxodispiro[cyclohexane-1,2'-pyrrolidine-3',3''-indoline]-5'-carboxamide; LC-MS(ESI) m/z ($M + H$)⁺: 969.35, 6.18 min; calcd: 969.29; >98% purity.

[0929] Cpd. No. 25: (3'R,4'S,5'R)-6''-chloro-4'-(3-chloro-2-fluorophenyl)-N-(5-(((3-(2-(2-((2-(2,6-dioxopiperidin-3-yl)-1,3-dioxoisindolin-4-yl)amino)propoxy)ethoxy)ethoxy)propyl)carbamoyl)pyridin-2-yl)-2''-oxodispiro[cyclohexane-1,2'-pyrrolidine-3',3''-indoline]-5'-carboxamide; LC-MS(ESI) m/z ($M + H$)⁺: 1041.31, 6.52 min; calcd: 1041.35; >98% purity.

[0930] Cpd. No. 26: (3'R,4'S,5'R)-6''-chloro-4'-(3-chloro-2-fluorophenyl)-N-(6-(((2-(2-((2-(2,6-dioxopiperidin-3-yl)-1,3-dioxoisindolin-4-yl)amino)ethoxy)ethoxy)ethyl)carbamoyl)pyridin-3-yl)-2''-oxodispiro[cyclohexane-1,2'-pyrrolidine-3',3''-indoline]-5'-carboxamide; LC-MS(ESI) m/z ($M + H$)⁺: 969.24, 6.20 min; calcd: 969.29; >98% purity.

[0931] Cpd. No. 27: (3'R,4'S,5'R)-6''-chloro-4'-(3-chloro-2-fluorophenyl)-N-(6-(((3-(2-(2-((2-(2,6-dioxopiperidin-3-yl)-1,3-dioxoisindolin-4-yl)amino)propoxy)ethoxy)ethoxy)propyl)carbamoyl)pyridin-3-yl)-2''-oxodispiro[cyclohexane-1,2'-pyrrolidine-3',3''-indoline]-5'-carboxamide; LC-MS(ESI) m/z ($M + H$)⁺: 1041.32, 6.51 min; calcd: 1041.35; >98% purity. ¹H NMR (400 MHz, MeOD) δ 8.79 (d, $J = 2.2$ Hz, 1H), 8.11 (dt, $J = 8.6, 2.2$ Hz, 1H), 8.00 (d, $J = 8.5$ Hz, 1H), 7.69 (t, $J = 7.0$ Hz, 1H), 7.54 – 7.45 (m, 2H), 7.34 (t, $J = 7.3$ Hz, 1H), 7.16 (t, $J = 8.1$ Hz, 1H), 7.10 (dd, $J = 8.2, 1.8$ Hz, 1H), 6.99 (dd, $J = 16.6, 7.9$ Hz, 2H), 6.78 (d, $J = 1.9$ Hz, 1H), 5.18 (d, $J = 9.9$ Hz, 1H), 5.03 (ddd, $J = 12.3, 5.4, 1.5$ Hz, 1H), 4.95 (dd, $J = 10.4, 2.8$ Hz, 1H), 3.73 – 3.65 (m, 4H), 3.64 – 3.52 (m, 8H), 3.49 (t, $J = 6.5$ Hz, 2H), 3.39 (t, $J = 6.6$ Hz, 2H), 2.83 (ddd, $J = 14.4, 5.4, 2.7$ Hz, 1H), 2.78 – 2.62 (m, 3H), 2.16 – 2.04 (m, 2H), 2.00 – 1.79 (m, 7H), 1.75 (t, $J = 13.5$ Hz, 2H), 1.58 (dd, $J = 26.7, 13.2$ Hz, 1H), 1.23 – 1.09 (m, 2H).

[0932] Cpd. No. 29: (3'R,4'S,5'R)-6''-chloro-4'-(3-chloro-2-fluorophenyl)-N-(4-(((2-(2-(3-((2-(2,6-dioxopiperidin-3-yl)-1-oxoisindolin-4-yl)amino)-3-oxopropoxy)ethoxy)ethyl)carbamoyl)phenyl)-2''-oxodispiro[cyclohexane-1,2'-pyrrolidine-3',3''-indoline]-5'-carboxamide; LC-MS(ESI) m/z ($M + H$)⁺: 982.27, 4.57 min; calcd: 982.31; >98% purity. ¹H NMR (400 MHz, MeOD) δ 7.76 – 7.63 (m, 4H), 7.60 – 7.47 (m, 4H), 7.43 – 7.29 (m, 2H), 7.18 (t, $J = 8.1$ Hz, 1H), 7.11 (dd, $J = 8.2, 2.0$ Hz, 1H), 6.80 (d, $J = 1.9$ Hz, 1H),

5.38 (dd, $J = 10.9, 1.6$ Hz, 1H), 5.14 (td, $J = 13.1, 5.2$ Hz, 1H), 4.98 (dd, $J = 11.0, 2.2$ Hz, 1H), 4.44 (d, $J = 4.2$ Hz, 2H), 3.83 (t, $J = 5.9$ Hz, 2H), 3.73 – 3.57 (m, 6H), 3.54 – 3.42 (m, 2H), 2.98 – 2.91 (m, 1H), 2.91 – 2.82 (m, 1H), 2.82 – 2.70 (m, 1H), 2.66 (dd, $J = 6.9, 4.8$ Hz, 2H), 2.51 – 2.36 (m, 1H), 2.28 – 2.09 (m, 2H), 2.04 – 1.86 (m, 3H), 1.77 (d, $J = 11.9$ Hz, 2H), 1.64 – 1.44 (m, 1H), 1.24 (td, $J = 13.8, 3.6$ Hz, 2H).

[0933] Cpd. No. 30: (3'R,4'S,5'R)-6''-chloro-4'-(3-chloro-2-fluorophenyl)-N-(4-((2-(2-(2-(3-((2-(2,6-dioxopiperidin-3-yl)-1-oxoisindolin-4-yl)amino)-3-oxopropoxy)ethoxy)ethoxy)ethyl)carbamoyl)phenyl)-2''-oxodispiro[cyclohexane-1,2'-pyrrolidine-3',3''-indoline]-5'-carboxamide; LC-MS(ESI) m/z ($M + H$)⁺: 1026.30, 4.54 min; calcd: 1026.34; >98% purity. ¹H NMR (400 MHz, MeOD) δ 7.80 – 7.74 (m, 2H), 7.74 – 7.68 (m, 2H), 7.63 – 7.56 (m, 3H), 7.53 (dd, $J = 8.2, 2.5$ Hz, 1H), 7.46 (t, $J = 7.8$ Hz, 1H), 7.39 – 7.31 (m, 1H), 7.17 (t, $J = 8.1$ Hz, 1H), 7.13 – 7.03 (m, 1H), 6.79 (d, $J = 1.9$ Hz, 1H), 5.35 (d, $J = 10.9$ Hz, 1H), 5.15 (dt, $J = 13.3, 5.4$ Hz, 1H), 4.97 (d, $J = 10.9$ Hz, 1H), 4.45 (t, $J = 2.6$ Hz, 2H), 3.79 (t, $J = 5.9$ Hz, 2H), 3.64 – 3.51 (m, 10H), 3.48 (t, $J = 5.2$ Hz, 2H), 2.99 – 2.82 (m, 2H), 2.76 (ddd, $J = 17.6, 4.5, 2.3$ Hz, 1H), 2.65 (dd, $J = 7.2, 4.7$ Hz, 2H), 2.43 (qdd, $J = 13.2, 4.6, 2.3$ Hz, 1H), 2.25 – 2.10 (m, 2H), 2.04 – 1.85 (m, 3H), 1.76 (d, $J = 11.7$ Hz, 2H), 1.60 – 1.44 (m, 1H), 1.23 (td, $J = 13.7, 3.8$ Hz, 2H).

[0934] Cpd. No. 32: (3'R,4'S,5'R)-6''-chloro-4'-(3-chloro-2-fluorophenyl)-N-(4-((5-(2-(2,6-dioxopiperidin-3-yl)-1,3-dioxoisindolin-4-yl)pentyl)carbamoyl)phenyl)-2''-oxodispiro[cyclohexane-1,2'-pyrrolidine-3',3''-indoline]-5'-carboxamide; LC-MS(ESI) m/z ($M + H$)⁺: 907.27, 6.37 min; calcd: 907.28; >98% purity. ¹H NMR (400 MHz, MeOD) δ 7.75 – 7.68 (m, 3H), 7.66 – 7.63 (m, 2H), 7.63 – 7.57 (m, 3H), 7.54 (dd, $J = 8.2, 2.2$ Hz, 1H), 7.37 (t, $J = 7.4$ Hz, 1H), 7.19 (t, $J = 8.0$ Hz, 1H), 7.11 (dd, $J = 8.2, 1.4$ Hz, 1H), 6.80 (d, $J = 1.5$ Hz, 1H), 5.38 (d, $J = 10.9$ Hz, 1H), 5.09 (dd, $J = 12.6, 5.4$ Hz, 1H), 4.99 (d, $J = 11.0$ Hz, 1H), 3.34 (t, $J = 7.0$ Hz, 2H), 3.11 (dd, $J = 17.7, 10.1$ Hz, 2H), 2.98 – 2.79 (m, 2H), 2.79 – 2.62 (m, 2H), 2.22 (d, $J = 13.9$ Hz, 1H), 2.10 (dd, $J = 8.6, 3.5$ Hz, 1H), 2.04 – 1.91 (m, 3H), 1.80 – 1.51 (m, 7H), 1.44 (dd, $J = 15.0, 8.0$ Hz, 2H), 1.31 – 1.19 (m, 2H).

[0935] Cpd. No. 33: (3'R,4'S,5'R)-6''-chloro-4'-(3-chloro-2-fluorophenyl)-N-(4-((2-(3-(2-(2,6-dioxopiperidin-3-yl)-1-oxoisindolin-4-yl)propoxy)ethyl)carbamoyl)phenyl)-2''-oxodispiro[cyclohexane-1,2'-pyrrolidine-3',3''-indoline]-5'-carboxamide; LC-MS(ESI) m/z ($M + H$)⁺: 909.27, 5.64 min; calcd: 909.29; >98% purity. ¹H NMR (400 MHz, MeOD) δ 7.80 – 7.74 (m, 2H), 7.71 (t, $J = 6.6$ Hz, 1H), 7.63 – 7.51 (m, 4H), 7.45 – 7.34 (m, 3H), 7.19 (t, $J = 8.0$ Hz, 1H), 7.12 (dd, $J = 8.2, 1.9$ Hz, 1H), 6.80 (d, $J = 1.9$ Hz, 1H),

5.36 (d, $J = 11.0$ Hz, 1H), 5.12 (dd, $J = 13.3, 5.1$ Hz, 1H), 4.99 (d, $J = 11.0$ Hz, 1H), 4.48 – 4.33 (m, 2H), 3.61 – 3.57 (m, 2H), 3.57 – 3.52 (m, 2H), 3.49 (t, $J = 5.9$ Hz, 2H), 2.99 – 2.92 (m, 1H), 2.92 – 2.83 (m, 1H), 2.83 – 2.72 (m, 3H), 2.46 (ddd, $J = 26.5, 13.3, 4.8$ Hz, 1H), 2.22 (d, $J = 14.1$ Hz, 1H), 2.18 – 2.10 (m, 1H), 2.03 – 1.88 (m, 5H), 1.79 (d, $J = 12.1$ Hz, 2H), 1.54 (dd, $J = 24.9, 13.3$ Hz, 1H), 1.30 – 1.20 (m, 2H).

[0936] Cpd. No. 34: (3'R,4'S,5'R)-6''-chloro-4'-(3-chloro-2-fluorophenyl)-N-(4-((2-(3-(2-(2,6-dioxopiperidin-3-yl)-1,3-dioxoisindolin-4-yl)propoxy)ethyl)carbamoyl)phenyl)-2''-oxodispiro[cyclohexane-1,2'-pyrrolidine-3',3''-indoline]-5'-carboxamide; LC-MS(ESI) m/z ($M + H$)⁺: 923.24, 6.03 min; calcd: 923.27; >98% purity. ¹H NMR (400 MHz, MeOD) δ 7.83 – 7.75 (m, 2H), 7.75 – 7.69 (m, 1H), 7.69 – 7.49 (m, 6H), 7.36 (t, $J = 7.5$ Hz, 1H), 7.18 (t, $J = 8.0$ Hz, 1H), 7.11 (dd, $J = 8.2, 1.9$ Hz, 1H), 6.79 (d, $J = 1.9$ Hz, 1H), 5.37 (d, $J = 10.9$ Hz, 1H), 5.07 (ddd, $J = 12.8, 5.5, 1.4$ Hz, 1H), 4.98 (d, $J = 11.0$ Hz, 1H), 3.64 – 3.52 (m, 4H), 3.50 (t, $J = 6.1$ Hz, 2H), 3.23 – 3.09 (m, 2H), 2.94 (d, $J = 8.6$ Hz, 1H), 2.83 (ddd, $J = 17.5, 14.0, 5.2$ Hz, 1H), 2.77 – 2.57 (m, 2H), 2.21 (d, $J = 13.4$ Hz, 1H), 2.11 – 1.90 (m, 6H), 1.78 (d, $J = 11.9$ Hz, 2H), 1.60 – 1.46 (m, 1H), 1.30 – 1.17 (m, 2H).

[0937] Cpd. No. 35: (3'R,4'S,5'R)-6''-chloro-4'-(3-chloro-2-fluorophenyl)-N-(4-((2-(2-(3-(2-(2,6-dioxopiperidin-3-yl)-1-oxoisindolin-4-yl)propoxy)ethoxy)ethyl)carbamoyl)phenyl)-2''-oxodispiro[cyclohexane-1,2'-pyrrolidine-3',3''-indoline]-5'-carboxamide; LC-MS(ESI) m/z ($M + H$)⁺: 953.29, 5.01 min; calcd: 953.32; >98% purity. ¹H NMR (400 MHz, MeOD) δ 7.78 – 7.66 (m, 3H), 7.64 – 7.56 (m, 1H), 7.56 – 7.50 (m, 2H), 7.50 – 7.44 (m, 1H), 7.42 – 7.30 (m, 3H), 7.17 (t, $J = 8.1$ Hz, 1H), 7.11 (ddd, $J = 8.2, 1.9, 0.8$ Hz, 1H), 6.79 (d, $J = 1.5$ Hz, 1H), 5.29 (d, $J = 10.8$ Hz, 1H), 5.15 (ddd, $J = 15.7, 13.3, 5.2$ Hz, 1H), 4.95 (dd, $J = 10.8, 1.3$ Hz, 1H), 4.49 – 4.27 (m, 2H), 3.72 – 3.61 (m, 4H), 3.61 – 3.51 (m, 4H), 3.50 – 3.41 (m, 2H), 2.96 – 2.73 (m, 3H), 2.67 (dt, $J = 10.1, 7.9$ Hz, 2H), 2.48 (ttt, $J = 13.4, 8.7, 4.5$ Hz, 1H), 2.25 – 2.10 (m, 2H), 2.07 – 1.69 (m, 7H), 1.56 (dt, $J = 23.0, 11.5$ Hz, 1H), 1.31 – 1.14 (m, 2H).

[0938] Cpd. No. 36: (3'R,4'S,5'R)-6''-chloro-4'-(3-chloro-2-fluorophenyl)-N-(4-((2-(2-(3-(2-(2,6-dioxopiperidin-3-yl)-1,3-dioxoisindolin-4-yl)propoxy)ethoxy)ethyl)carbamoyl)phenyl)-2''-oxodispiro[cyclohexane-1,2'-pyrrolidine-3',3''-indoline]-5'-carboxamide; LC-MS(ESI) m/z ($M + H$)⁺: 967.24, 6.00 min; calcd: 967.30; >98% purity. ¹H NMR (400 MHz, MeOD) δ 7.81 – 7.74 (m, 2H), 7.74 – 7.68 (m, 1H), 7.68 – 7.58 (m, 2H), 7.58 – 7.47 (m, 4H), 7.39 – 7.31 (m, 1H), 7.18 (t, $J = 8.1$ Hz, 1H), 7.11 (ddd, $J = 8.2, 1.9, 0.6$ Hz, 1H), 6.79 (d, $J = 1.9$ Hz, 1H), 5.28 (d, $J = 10.7$

Hz, 1H), 5.10 (dd, $J = 12.4, 5.5$ Hz, 1H), 4.94 (dd, $J = 10.8, 2.6$ Hz, 1H), 3.69 – 3.61 (m, 4H), 3.61 – 3.53 (m, 4H), 3.50 (t, $J = 6.2$ Hz, 2H), 3.15 – 3.03 (m, 2H), 2.92 – 2.62 (m, 4H), 2.23 – 2.05 (m, 2H), 2.01 – 1.82 (m, 5H), 1.77 (d, $J = 10.8$ Hz, 2H), 1.55 (dd, $J = 27.1, 13.4$ Hz, 1H), 1.22 (td, $J = 13.7, 3.8$ Hz, 2H).

[0939] Cpd. No. 37: (3'R,4'S,5'R)-6''-chloro-4'-(3-chloro-2-fluorophenyl)-N-(4-(((2-(2-(3-(2-(2,6-dioxopiperidin-3-yl)-1-oxoisindolin-4-yl)propoxy)ethoxy)ethoxy)ethyl)carbamoyl)phenyl)-2''-oxodispiro[cyclohexane-1,2'-pyrrolidine-3',3''-indoline]-5'-carboxamide; LC-MS(ESI) m/z (M + H)⁺:997.32, 5.02 min; calcd: 997.35; >98% purity. ¹H NMR (400 MHz, MeOD) δ 7.80 – 7.74 (m, 2H), 7.71 (t, $J = 7.2$ Hz, 1H), 7.63 – 7.54 (m, 3H), 7.54 – 7.48 (m, 1H), 7.47 – 7.29 (m, 3H), 7.18 (t, $J = 8.1$ Hz, 1H), 7.11 (ddd, $J = 8.3, 1.9, 0.7$ Hz, 1H), 6.79 (d, $J = 1.9$ Hz, 1H), 5.34 (d, $J = 10.9$ Hz, 1H), 5.16 (ddd, $J = 13.4, 9.3, 5.2$ Hz, 1H), 4.96 (dd, $J = 10.9, 3.8$ Hz, 1H), 4.43 (t, $J = 4.9$ Hz, 2H), 3.67 – 3.58 (m, 8H), 3.58 – 3.47 (m, 4H), 3.47 – 3.37 (m, 2H), 2.98 – 2.82 (m, 2H), 2.82 – 2.63 (m, 3H), 2.50 (qdd, $J = 13.4, 8.8, 4.7$ Hz, 1H), 2.27 – 2.10 (m, 2H), 2.03 – 1.81 (m, 5H), 1.77 (d, $J = 11.9$ Hz, 2H), 1.54 (dd, $J = 26.4, 13.3$ Hz, 1H), 1.34 – 1.12 (m, 2H).

[0940] Cpd. No. 38: (3'R,4'S,5'R)-6''-chloro-4'-(3-chloro-2-fluorophenyl)-N-(4-(((2-(2-(3-(2-(2,6-dioxopiperidin-3-yl)-1,3-dioxoisindolin-4-yl)propoxy)ethoxy)ethoxy)ethyl)carbamoyl)phenyl)-2''-oxodispiro[cyclohexane-1,2'-pyrrolidine-3',3''-indoline]-5'-carboxamide; LC-MS(ESI) m/z (M + H)⁺:1011.31, 5.98 min; calcd: 1011.33; >98% purity. ¹H NMR (400 MHz, MeOD) δ 7.77 (d, $J = 8.1$ Hz, 2H), 7.74 – 7.64 (m, 3H), 7.64 – 7.56 (m, 3H), 7.53 (dd, $J = 8.2, 2.4$ Hz, 1H), 7.36 (t, $J = 7.2$ Hz, 1H), 7.19 (t, $J = 8.1$ Hz, 1H), 7.14 – 7.10 (m, 1H), 6.80 (d, $J = 1.8$ Hz, 1H), 5.37 (dd, $J = 11.0, 1.6$ Hz, 1H), 5.11 (dd, $J = 12.9, 5.0$ Hz, 1H), 4.97 (d, $J = 10.9$ Hz, 1H), 3.68 – 3.57 (m, 8H), 3.57 – 3.49 (m, 4H), 3.44 (t, $J = 6.3$ Hz, 2H), 3.17 – 3.06 (m, 2H), 2.98 – 2.91 (m, 1H), 2.89 – 2.79 (m, 1H), 2.79 – 2.65 (m, 2H), 2.22 (d, $J = 15.2$ Hz, 1H), 2.17 – 2.09 (m, 1H), 2.02 – 1.84 (m, 5H), 1.84 – 1.74 (m, 2H), 1.52 (dd, $J = 27.2, 13.3$ Hz, 1H), 1.30 – 1.19 (m, 2H).

[0941] Cpd. No. 39: (3'R,4'S,5'R)-6''-chloro-4'-(3-chloro-2-fluorophenyl)-N-(4-(((3-(4-(((2-(2,6-dioxopiperidin-3-yl)-1-oxoisindolin-4-yl)amino)methyl)-1H-imidazol-1-yl)propyl)carbamoyl)phenyl)-2''-oxodispiro[cyclohexane-1,2'-pyrrolidine-3',3''-indoline]-5'-carboxamide

[0942] LC-MS(ESI) m/z (M + H)⁺:960.28, 4.43 min; calcd: 960.32; >98% purity. ¹H NMR (400 MHz, MeOD) δ 8.90 (s, 1H), 7.86 – 7.75 (m, 2H), 7.72 (t, $J = 7.2$ Hz, 1H), 7.67 – 7.56 (m, 3H), 7.52 (dd, $J = 8.2, 2.4$ Hz, 1H), 7.39 – 7.32 (m, 1H), 7.29 (t, $J = 7.8$ Hz, 1H), 7.21 – 7.12 (m, 2H), 7.11 (dd, $J = 8.2, 1.9$ Hz, 1H), 6.89 – 6.72 (m, 2H), 5.35 (d,

$J = 10.8$ Hz, 1H), 5.15 (dt, $J = 9.2, 4.9$ Hz, 1H), 4.96 (dd, $J = 10.9, 1.7$ Hz, 1H), 4.53 (s, 2H), 4.41 – 4.29 (m, 2H), 4.25 (t, $J = 6.7$ Hz, 2H), 3.39 (t, $J = 6.1$ Hz, 2H), 2.97 – 2.71 (m, 3H), 2.46 (qd, $J = 13.2, 4.7$ Hz, 1H), 2.25 – 2.09 (m, 4H), 2.03 – 1.86 (m, 3H), 1.77 (d, $J = 11.7$ Hz, 2H), 1.66 – 1.47 (m, 1H), 1.27 – 1.12 (m, 2H).

[0943] Cpd. No. 44: (3'R,4'S,5'R)-6''-chloro-4'-(3-chloro-2-fluorophenyl)-N-(4-(((4-(2-((2-(2,6-dioxopiperidin-3-yl)-1,3-dioxoisindolin-4-yl)oxy)acetamido)butyl)carbamoyl)bicyclo[2.2.2]octan-1-yl)-1'-ethyl-2''-oxodispiro[cyclohexane-1,2'-pyrrolidine-3',3''-indoline]-5'-carboxamide; LC-MS(ESI) m/z (M + H)⁺: 1026.36, 5.02 min; calcd: 1026.37; >98% purity.

[0944] Cpd. No. 45: (3'R,4'S,5'R)-6''-chloro-4'-(3-chloro-2-fluorophenyl)-N-(4-(((2-(2-(2-((2-(2,6-dioxopiperidin-3-yl)-1,3-dioxoisindolin-4-yl)oxy)acetamido)ethoxy)ethoxy)ethyl)carbamoyl)bicyclo[2.2.2]octan-1-yl)-1'-ethyl-2''-oxodispiro[cyclohexane-1,2'-pyrrolidine-3',3''-indoline]-5'-carboxamide; LC-MS(ESI) m/z (M + H)⁺: 1086.30, 4.93 min; calcd: 1086.39; >98% purity.

[0945] Cpd. No. 46: (3'R,4'S,5'R)-6''-chloro-4'-(3-chloro-2-fluorophenyl)-N-(4-(((1-((2-(2,6-dioxopiperidin-3-yl)-1,3-dioxoisindolin-4-yl)oxy)-2-oxo-7,10,13-trioxa-3-azahexadecan-16-yl)carbamoyl)bicyclo[2.2.2]octan-1-yl)-1'-ethyl-2''-oxodispiro[cyclohexane-1,2'-pyrrolidine-3',3''-indoline]-5'-carboxamide; LC-MS(ESI) m/z (M + H)⁺: 1158.43, 5.16 min; calcd: 1158.45; >98% purity.

[0946] Cpd. No. 47: (3'R,4'S,5'R)-6''-chloro-4'-(3-chloro-2-fluorophenyl)-1'-ethyl-N-(4-(((S)-13-((2S,4R)-4-hydroxy-2-((4-(4-methylthiazol-5-yl)benzyl)carbamoyl)pyrrolidine-1-carbonyl)-14,14-dimethyl-11-oxo-3,6,9-trioxa-12-azapentadecyl)carbamoyl)bicyclo[2.2.2]octan-1-yl)-2''-oxodispiro[cyclohexane-1,2'-pyrrolidine-3',3''-indoline]-5'-carboxamide; LC-MS(ESI) m/z (M + 2H)²⁺: 623.13, 5.51 min; calcd: 622.27; >98% purity.

[0947] Cpd. No. 48: (3'R,4'S,5'R)-6''-chloro-4'-(3-chloro-2-fluorophenyl)-1'-ethyl-N-(4-(((S)-16-((2S,4R)-4-hydroxy-2-((4-(4-methylthiazol-5-yl)benzyl)carbamoyl)pyrrolidine-1-carbonyl)-17,17-dimethyl-14-oxo-3,6,9,12-tetraoxa-15-azaoctadecyl)carbamoyl)bicyclo[2.2.2]octan-1-yl)-2''-oxodispiro[cyclohexane-1,2'-pyrrolidine-3',3''-indoline]-5'-carboxamide; LC-MS(ESI) m/z (M + 2H)²⁺: 644.72, 5.49 min; calcd: 644.28; >98% purity.

[0948] Cpd. No. 49: (3'R,4'S,5'R)-6''-chloro-4'-(3-chloro-2-fluorophenyl)-N-(4-(((2-(2-(2-((2-(2,6-dioxopiperidin-3-yl)-1-oxoisindolin-4-yl)amino)ethoxy)ethoxy)ethoxy)ethyl)carbamoyl)bicyclo[2.2.2]octan-1-yl)-1'-ethyl-2''-oxodispiro[cyclohexane-

- 1,2'-pyrrolidine-3',3''-indoline]-5'-carboxamide; LC-MS(ESI) m/z ($M + H$)⁺: 1058.40, 4.71 min; calcd: 1058.44; >98% purity.
- [0949] Cpd. No. 50: (3'R,4'S,5'R)-6''-chloro-4'-(3-chloro-2-fluorophenyl)-N-(4-(((5-(2-(2,6-dioxopiperidin-3-yl)-1-oxoisindolin-4-yl)pentyl)carbamoyl)bicyclo[2.2.2]octan-1-yl)-1'-ethyl-2''-oxodispiro[cyclohexane-1,2'-pyrrolidine-3',3''-indoline]-5'-carboxamide. LC-MS(ESI) m/z ($M + H$)⁺: 953.35, 5.23 min; calcd: 953.39; >98% purity.
- [0950] Cpd. No. 51: (3'R,4'S,5'R)-6''-chloro-4'-(3-chloro-2-fluorophenyl)-N-(4-(((4-(((2-(2,6-dioxopiperidin-3-yl)-1-oxoisindolin-4-yl)amino)methyl)-1H-imidazol-1-yl)propyl)carbamoyl)bicyclo[2.2.2]octan-1-yl)-1'-ethyl-2''-oxodispiro[cyclohexane-1,2'-pyrrolidine-3',3''-indoline]-5'-carboxamide; LC-MS(ESI) m/z ($M + H$)⁺: 1020.41, 3.65 min; calcd: 1020.41; >98% purity.
- [0951] Cpd. No. 52: (3'R,4'S,5'R)-6''-chloro-4'-(3-chloro-2-fluorophenyl)-N-(4-(((2-(2-(2-((2-(2,6-dioxopiperidin-3-yl)-1,3-dioxoisindolin-4-yl)amino)ethoxy)ethoxy)ethyl)carbamoyl)phenyl)-4,4-dimethyl-2''-oxodispiro[cyclohexane-1,2'-pyrrolidine-3',3''-indoline]-5'-carboxamide; ESI-MS m/z 997.42 ($M + H$)⁺.
- [0952] Cpd. No. 53: (3'R,4'S,5'R)-6''-chloro-4'-(3-chloro-2-fluorophenyl)-N-(4-(((3-(2-(2-(3-((2-(2,6-dioxopiperidin-3-yl)-1,3-dioxoisindolin-4-yl)amino)propoxy)ethoxy)ethoxy)propyl)carbamoyl)phenyl)-4,4-dimethyl-2''-oxodispiro[cyclohexane-1,2'-pyrrolidine-3',3''-indoline]-5'-carboxamide; ESI-MS m/z 1070.00 ($M + H$)⁺.
- [0953] Cpd. No. 56: (2'S,3R,4'S,5'R)-6-chloro-4'-(3-chloro-2-fluorophenyl)-N-((1R,4R)-4-(((5-(2-(2,6-dioxopiperidin-3-yl)-1-oxoisindolin-4-yl)pentyl)carbamoyl)cyclohexyl)-2'-neopentyl-2-oxospiro[indoline-3,3'-pyrrolidine]-5'-carboxamide; ESI-MS m/z 902.17 ($M + H$)⁺.
- [0954] Cpd. No. 57: (2R,3S,4R,5S)-3-(3-chloro-2-fluorophenyl)-4-(4-chloro-2-fluorophenyl)-4-cyano-N-(4-(((2-(2-(2-((2-(2,6-dioxopiperidin-3-yl)-1,3-dioxoisindolin-4-yl)amino)ethoxy)ethoxy)ethyl)carbamoyl)-2-methoxyphenyl)-5-neopentylpyrrolidine-2-carboxamide; ESI-MS m/z 1002.75 ($M + H$)⁺ and 1024.75 ($M + Na$)⁺.
- [0955] Cpd. No. 58: (2R,3S,4R,5S)-3-(3-chloro-2-fluorophenyl)-4-(4-chloro-2-fluorophenyl)-4-cyano-N-(4-(((3-(2-(2-(3-((2-(2,6-dioxopiperidin-3-yl)-1,3-dioxoisindolin-4-yl)amino)propoxy)ethoxy)ethoxy)propyl)carbamoyl)-2-methoxyphenyl)-5-neopentylpyrrolidine-2-carboxamide; ESI-MS m/z 1075.42 ($M + H$)⁺ and 1097.42 ($M + Na$)⁺.
- [0956] Cpd. No. 59: (2R,3S,4R,5S)-3-(3-chloro-2-fluorophenyl)-4-(4-chloro-2-fluorophenyl)-4-cyano-N-(4-(((5-(2-(2,6-dioxopiperidin-3-yl)-1-oxoisindolin-4-

- yl)pentyl)carbamoyl)-2-methoxyphenyl)-5-neopentylpyrrolidine-2-carboxamide; ESI-MS m/z 928.83 ($M+H$)⁺ and 950.17 ($M+Na$)⁺.
- [0957] Cpd. No. 60: 2-((3*R*,5*R*,6*S*)-5-(3-chlorophenyl)-6-(4-chlorophenyl)-1-((*S*)-1-(isopropylsulfonyl)-3-methylbutan-2-yl)-3-methyl-2-oxopiperidin-3-yl)-*N*-(2-(2-(2-((2,6-dioxopiperidin-3-yl)-1,3-dioxoisindolin-4-yl)amino)ethoxy)ethoxy)ethyl)acetamide; ESI-MS m/z 956.42 ($M+H$)⁺ and 978.17 ($M+Na$)⁺.
- [0958] Cpd. No. 61: 2-((3*R*,5*R*,6*S*)-5-(3-chlorophenyl)-6-(4-chlorophenyl)-1-((*S*)-1-(isopropylsulfonyl)-3-methylbutan-2-yl)-3-methyl-2-oxopiperidin-3-yl)-*N*-(3-(2-(2-(3-((2-(2,6-dioxopiperidin-3-yl)-1,3-dioxoisindolin-4-yl)amino)propoxy)ethoxy)ethoxy)propyl)acetamide; ESI-MS m/z 1028.67 ($M+H$)⁺ and 1049.75 ($M+Na$)⁺.
- [0959] Cpd. No. 62: 2-((3*R*,5*R*,6*S*)-5-(3-chlorophenyl)-6-(4-chlorophenyl)-1-((*S*)-1-(isopropylsulfonyl)-3-methylbutan-2-yl)-3-methyl-2-oxopiperidin-3-yl)-*N*-(2-(2-(2-(2-((2-(2,6-dioxopiperidin-3-yl)-1-oxoisindolin-4-yl)amino)ethoxy)ethoxy)ethoxy)ethyl)acetamide; LC-MS(ESI) m/z ($M+H$)⁺: 984.34, 5.49 min; calcd: 984.38; >98% purity.
- [0960] Cpd. No. 63: 2-((3*R*,5*R*,6*S*)-5-(3-chlorophenyl)-6-(4-chlorophenyl)-1-((*S*)-1-(isopropylsulfonyl)-3-methylbutan-2-yl)-3-methyl-2-oxopiperidin-3-yl)-*N*-(5-(2-(2,6-dioxopiperidin-3-yl)-1-oxoisindolin-4-yl)pentyl)acetamide; LC-MS(ESI) m/z ($M+H$)⁺: 879.21, 5.96 min; calcd: 879.33; >98% purity.
- [0961] Cpd. No. 64: 2-((3*R*,5*R*,6*S*)-5-(3-chlorophenyl)-6-(4-chlorophenyl)-1-((*S*)-1-(isopropylsulfonyl)-3-methylbutan-2-yl)-3-methyl-2-oxopiperidin-3-yl)-*N*-(3-(4-(((2-(2,6-dioxopiperidin-3-yl)-1-oxoisindolin-4-yl)amino)methyl)-1*H*-imidazol-1-yl)propyl)acetamide; LC-MS(ESI) m/z ($M+H$)⁺: 946.31, 3.44 min; calcd: 946.35; >98% purity.
- [0962] Cpd. No. 65: 4-(2-((3*R*,5*R*,6*S*)-5-(3-chlorophenyl)-6-(4-chlorophenyl)-1-((*S*)-1-(isopropylsulfonyl)-3-methylbutan-2-yl)-3-methyl-2-oxopiperidin-3-yl)acetamido)-*N*-(2-(2-(2-(2-((2-(2,6-dioxopiperidin-3-yl)-1-oxoisindolin-4-yl)amino)ethoxy)ethoxy)ethoxy)ethyl)benzamide; LC-MS(ESI) m/z ($M+H$)⁺: 1103.31, 5.09 min; calcd: 1103.41; >98% purity.
- [0963] Cpd. No. 66: 4-(2-((3*R*,5*R*,6*S*)-5-(3-chlorophenyl)-6-(4-chlorophenyl)-1-((*S*)-1-(isopropylsulfonyl)-3-methylbutan-2-yl)-3-methyl-2-oxopiperidin-3-yl)acetamido)-*N*-(5-

- (2-(2,6-dioxopiperidin-3-yl)-1-oxoisindolin-4-yl)pentyl)benzamide; LC-MS(ESI) m/z ($M + H$)⁺: 998.23, 5.54 min; calcd: 998.37; >98% purity.
- [0964] Cpd. No. 67: 4-(2-((3R,5R,6S)-5-(3-chlorophenyl)-6-(4-chlorophenyl)-1-((S)-1-(isopropylsulfonyl)-3-methylbutan-2-yl)-3-methyl-2-oxopiperidin-3-yl)acetamido)-N-(3-(4-(((2-(2,6-dioxopiperidin-3-yl)-1-oxoisindolin-4-yl)amino)methyl)-1H-imidazol-1-yl)propyl)benzamide; LC-MS(ESI) m/z ($M + H$)⁺: 1065.32, 3.83 min; calcd: 1065.39; >98% purity.
- [0965] Cpd. No. 146: (3'R,4'S,5'R)-6''-chloro-4'-(3-chloro-2-fluorophenyl)-N-(4-(((3-(2-(2,6-dioxopiperidin-3-yl)-1-oxoisindolin-4-yl)prop-2-yn-1-yl)carbamoyl)phenyl)-2''-oxodispiro[cyclohexane-1,2'-pyrrolidine-3',3''-indoline]-5'-carboxamide; LC-MS(ESI) m/z ($M + H$)⁺: 861.23, 5.78 min; calcd: 861.24; >98% purity.
- [0966] Cpd. No. 147: (3'R,4'S,5'R)-6''-chloro-4'-(3-chloro-2-fluorophenyl)-N-(4-(((5-(2-(2,6-dioxopiperidin-3-yl)-1-oxoisindolin-4-yl)pent-4-yn-1-yl)carbamoyl)phenyl)-2''-oxodispiro[cyclohexane-1,2'-pyrrolidine-3',3''-indoline]-5'-carboxamide; LC-MS(ESI) m/z ($M + 2H$)²⁺: 445.28, 5.92 min; calcd: 445.14; >98% purity.
- [0967] Cpd. No. 148: (3'R,4'S,5'R)-6''-chloro-4'-(3-chloro-2-fluorophenyl)-N-(4-(((2-(2,6-dioxopiperidin-3-yl)-1-oxoisindolin-4-yl)carbamoyl)phenyl)-2''-oxodispiro[cyclohexane-1,2'-pyrrolidine-3',3''-indoline]-5'-carboxamide; LC-MS(ESI) m/z ($M + H$)⁺: 823.09, 5.50 min; calcd: 823.22; >98% purity.
- [0968] Cpd. No. 149: (3'R,4'S,5'R)-6''-chloro-4'-(3-chloro-2-fluorophenyl)-N-(4-(((3-(2-(2,6-dioxopiperidin-3-yl)-1-oxoisindolin-4-yl)propyl)carbamoyl)phenyl)-2''-oxodispiro[cyclohexane-1,2'-pyrrolidine-3',3''-indoline]-5'-carboxamide; LC-MS(ESI) m/z ($M + H$)⁺: 865.27, 5.19 min; calcd: 865.30; >98% purity.
- [0969] Cpd. No. 150: (3'R,4'S,5'R)-6''-chloro-4'-(3-chloro-2-fluorophenyl)-N-(4-(((4-(2-(2,6-dioxopiperidin-3-yl)-1-oxoisindolin-4-yl)but-3-yn-1-yl)carbamoyl)phenyl)-2''-oxodispiro[cyclohexane-1,2'-pyrrolidine-3',3''-indoline]-5'-carboxamide; LC-MS(ESI) m/z ($M + H$)⁺: 875.25, 5.38 min; calcd: 875.29; >98% purity.
- [0970] Cpd. No. 151: (3'R,4'S,5'R)-6''-chloro-4'-(3-chloro-2-fluorophenyl)-N-(4-(((4-(2-(2,6-dioxopiperidin-3-yl)-1-oxoisindolin-4-yl)butyl)carbamoyl)phenyl)-2''-oxodispiro[cyclohexane-1,2'-pyrrolidine-3',3''-indoline]-5'-carboxamide; LC-MS(ESI) m/z ($M + H$)⁺: 879.28, 5.42 min; calcd: 879.36; >98% purity.
- [0971] Cpd. No. 152: (3'R,4'S,5'R)-6''-chloro-4'-(3-chloro-2-fluorophenyl)-N-(4-(((4-(2-(2,6-dioxopiperidin-3-yl)-1-oxoisindolin-4-yl)amino)butyl)carbamoyl)phenyl)-2''-

- oxodispiro[cyclohexane-1,2'-pyrrolidine-3',3''-indoline]-5'-carboxamide LC-MS(ESI)
m/z (M +2H)²⁺: 894.29, 5.43 min; calcd: 894.30; >98% purity.
- [0972] Cpd. No. 153: (3'R,4'S,5'R)-6''-chloro-4'-(3-chloro-2-fluorophenyl)-N-(4-(4-((2-(2,6-dioxopiperidin-3-yl)-1-oxoisindolin-4-yl)amino)piperidine-1-carbonyl)phenyl)-2''-oxodispiro[cyclohexane-1,2'-pyrrolidine-3',3''-indoline]-5'-carboxamide; LC-MS(ESI)
m/z (M +H)⁺: 906.43, 5.26 min; calcd: 906.29; >98% purity.
- [0973] Cpd. No. 154: (3'R,4'S,5'R)-6''-chloro-4'-(3-chloro-2-fluorophenyl)-N-(4-(3-((2-(2,6-dioxopiperidin-3-yl)-1-oxoisindolin-4-yl)amino)azetidine-1-carbonyl)phenyl)-2''-oxodispiro[cyclohexane-1,2'-pyrrolidine-3',3''-indoline]-5'-carboxamide; LC-MS(ESI)
m/z (M +H)⁺: 878.38, 5.08 min; calcd: 878.26; >98% purity.
- [0974] Cpd. No. 155: (3'R,4'S,5'R)-6''-chloro-4'-(3-chloro-2-fluorophenyl)-N-(4-(4-(((2-(2,6-dioxopiperidin-3-yl)-1-oxoisindolin-4-yl)amino)methyl)piperidine-1-carbonyl)phenyl)-2''-oxodispiro[cyclohexane-1,2'-pyrrolidine-3',3''-indoline]-5'-carboxamide; LC-MS(ESI) m/z (M +H)⁺: 920.44, 5.41 min; calcd 920.31; >98% purity.
- [0975] Cpd. No. 156: (3'R,4'S,5'R)-6''-chloro-4'-(3-chloro-2-fluorophenyl)-N-(4-(3-(((2-(2,6-dioxopiperidin-3-yl)-1-oxoisindolin-4-yl)amino)methyl)azetidine-1-carbonyl)phenyl)-2''-oxodispiro[cyclohexane-1,2'-pyrrolidine-3',3''-indoline]-5'-carboxamide; LC-MS(ESI) m/z (M +H)⁺: 892.40, 5.127 min; calcd: 892.28; >98% purity.
- [0976] Cpd. No. 157: (3'R,4'S,5'R)-6''-chloro-4'-(3-chloro-2-fluorophenyl)-N-(4-((2-(4-((2-(2,6-dioxopiperidin-3-yl)-1-oxoisindolin-4-yl)amino)piperidin-1-yl)ethyl)carbamoyl)phenyl)-2''-oxodispiro[cyclohexane-1,2'-pyrrolidine-3',3''-indoline]-5'-carboxamide; LC-MS(ESI) m/z (M +2H)²⁺: 475.46, 4.29 min; calcd: 475.17; >98% purity.
- [0977] Cpd. No. 158: (3'R,4'S,5'R)-6''-chloro-4'-(3-chloro-2-fluorophenyl)-N-(4-((2-(3-((2-(2,6-dioxopiperidin-3-yl)-1-oxoisindolin-4-yl)amino)azetidin-1-yl)ethyl)carbamoyl)phenyl)-2''-oxodispiro[cyclohexane-1,2'-pyrrolidine-3',3''-indoline]-5'-carboxamide; LC-MS(ESI) m/z (M +H)⁺: 921.41, 4.30 min; calcd: 921.31; >98% purity.
- [0978] Cpd. No. 159: (3'R,4'S,5'R)-6''-chloro-4'-(3-chloro-2-fluorophenyl)-N-(4-((2-(4-(((2-(2,6-dioxopiperidin-3-yl)-1-oxoisindolin-4-yl)amino)methyl)piperidin-1-yl)ethyl)carbamoyl)phenyl)-2''-oxodispiro[cyclohexane-1,2'-pyrrolidine-3',3''-indoline]-5'-carboxamide; LC-MS(ESI) m/z (M +2H)²⁺: 482.47, 4.44 min; calcd: 482.18; >98% purity.

- [0979] Cpd. No. 160: (3'R,4'S,5'R)-6''-chloro-4'-(3-chloro-2-fluorophenyl)-N-(4-(((2-(3-(((2-(2,6-dioxopiperidin-3-yl)-1-oxoisindolin-4-yl)amino)methyl)azetidin-1-yl)ethyl)carbamoyl)phenyl)-2''-oxodispiro[cyclohexane-1,2'-pyrrolidine-3',3''-indoline]-5'-carboxamide; LC-MS(ESI) m/z (M +2H)²⁺: 468.38, 4.28 min; calcd: 468.17; >98% purity.
- [0980] Cpd. No. 161: (2R,3S,4R)-3-(3-chloro-2-fluorophenyl)-4-(4-chloro-2-fluorophenyl)-4-cyano-N-(4-((5-(2-(2,6-dioxopiperidin-3-yl)-1-oxoisindolin-4-yl)pentyl)carbamoyl)-2-methoxyphenyl)-8,8-dimethyl-1-azaspiro[4.5]decane-2-carboxamide; ESI-MS m/z 953.50 (M+H)+.
- [0981] Cpd. No. 162: (3'R,4'S,5'R)-6''-chloro-4'-(3-chloro-2-fluorophenyl)-N-(4-(((5-(2-(2,6-dioxopiperidin-3-yl)-1-oxoisindolin-4-yl)pentyl)carbamoyl)phenyl)-4,4-dimethyl-2''-oxodispiro[cyclohexane-1,2'-pyrrolidine-3',3''-indoline]-5'-carboxamide; ESI-MS m/z 921.42 (M+H)+.
- [0982] Cpd. No. 163: (3'R,4'R,5'R)-6''-chloro-N-(4-((5-(2-(2,6-dioxopiperidin-3-yl)-1-oxoisindolin-4-yl)pentyl)carbamoyl)phenyl)-2''-oxo-4'-phenyldispiro[cyclohexane-1,2'-pyrrolidine-3',3''-indoline]-5'-carboxamide; ESI-MS m/z 841.33 (M+H)+.
- [0983] Cpd. No. 164: (3'R,4'R,5'R)-N-(4-((5-(2-(2,6-dioxopiperidin-3-yl)-1-oxoisindolin-4-yl)pentyl)carbamoyl)phenyl)-2''-oxo-4'-phenyldispiro[cyclohexane-1,2'-pyrrolidine-3',3''-indoline]-5'-carboxamide; ESI-MS m/z 808.00 (M+H)+.
- [0984] Cpd. No. 165: (3'R,4'R,5'R)-6''-chloro-N-(4-((5-(2-(2,6-dioxopiperidin-3-yl)-1-oxoisindolin-4-yl)pentyl)carbamoyl)phenyl)-2''-oxo-4'-phenyldispiro[cyclobutane-1,2'-pyrrolidine-3',3''-indoline]-5'-carboxamide; ESI-MS m/z 813.20 (M+H)+.
- [0985] Cpd. No. 166: (3'R,4'R,5'R)-N-(4-((5-(2-(2,6-dioxopiperidin-3-yl)-1-oxoisindolin-4-yl)pentyl)carbamoyl)phenyl)-2''-oxo-4'-phenyldispiro[cyclobutane-1,2'-pyrrolidine-3',3''-indoline]-5'-carboxamide; ESI-MS m/z 779.58 (M+H)+.
- [0986] Cpd. No. 171: (2R,3S,4R,5S)-3-(3-chloro-2-fluorophenyl)-4-(4-chloro-2-fluorophenyl)-4-cyano-N-(4-((5-(2-(2,6-dioxopiperidin-3-yl)-1-oxoisindolin-4-yl)pent-4-yn-1-yl)carbamoyl)-2-methoxyphenyl)-5-neopentylpyrrolidine-2-carboxamide; ESI-MS m/z 923.36 (M+H)+.
- [0987] Cpd. No. 173: (3'R,4'S,5'R)-6''-chloro-4'-(3-chloro-2-fluorophenyl)-N-((1R,4R)-4-((5-(2-(2,6-dioxopiperidin-3-yl)-1-oxoisindolin-4-yl)pent-4-yn-1-yl)carbamoyl)cyclohexyl)-2''-oxodispiro[cyclohexane-1,2'-pyrrolidine-3',3''-indoline]-5'-carboxamide; ESI-MS m/z 895.40 (M+H)+.

- [0988] Cpd. No. 168: (3'R,4'S,5'R)-6''-chloro-4'-(3-chloro-2-fluorophenyl)-N-(6-((5-(2-(2,6-dioxopiperidin-3-yl)-1-oxoisindolin-4-yl)pent-4-yn-1-yl)carbamoyl)pyridin-3-yl)-2''-oxodispiro[cyclohexane-1,2'-pyrrolidine-3',3''-indoline]-5'-carboxamide; ESI-MS m/z 890.45 (M+H)+.
- [0989] Cpd. No. 172: (3'R,4'S,5'R)-6''-chloro-4'-(3-chloro-2-fluorophenyl)-N-(3-((5-(2-(2,6-dioxopiperidin-3-yl)-1-oxoisindolin-4-yl)pent-4-yn-1-yl)carbamoyl)phenyl)-2''-oxodispiro[cyclohexane-1,2'-pyrrolidine-3',3''-indoline]-5'-carboxamide; ESI-MS m/z 889.36 (M+H)+.
- [0990] Cpd. No. 170: (3'R,4'S,5'R)-6''-chloro-4'-(3-chloro-2-fluorophenyl)-N-(4-((5-(2-(2,6-dioxopiperidin-3-yl)-1-oxoisindolin-4-yl)pent-4-yn-1-yl)carbamoyl)phenyl)-4,4-dimethyl-2''-oxodispiro[cyclohexane-1,2'-pyrrolidine-3',3''-indoline]-5'-carboxamide; ESI-MS m/z 917.28 (M+H)+.
- [0991] Cpd. No. 174: (3'R,4'S,5'R)-6''-chloro-4'-(3-chloro-2-fluorophenyl)-N-(4-((4-(2-(2,6-dioxopiperidin-3-yl)-1-oxoisindolin-4-yl)ethyl)cyclohexyl)carbamoyl)phenyl)-2''-oxodispiro[cyclohexane-1,2'-pyrrolidine-3',3''-indoline]-5'-carboxamide; LC-MS(ESI) m/z (M + H)⁺: 933.41, 6.22 min; calcd: 933.33; >98% purity.
- [0992] Cpd. No. 175: (3'R,4'S,5'R)-6''-chloro-4'-(3-chloro-2-fluorophenyl)-N-(4-(4-((2-(2,6-dioxopiperidin-3-yl)-1-oxoisindolin-4-yl)ethynyl)piperidine-1-carbonyl)phenyl)-2''-oxodispiro[cyclohexane-1,2'-pyrrolidine-3',3''-indoline]-5'-carboxamide; LC-MS(ESI) m/z (M + H)⁺: 915.43, 5.82 min; calcd: 915.28; >98% purity.
- [0993] Cpd. No. 176: (3'R,4'S,5'R)-6''-chloro-4'-(3-chloro-2-fluorophenyl)-N-(4-(4-(2-(2-(2,6-dioxopiperidin-3-yl)-1-oxoisindolin-4-yl)ethyl)piperidine-1-carbonyl)phenyl)-2''-oxodispiro[cyclohexane-1,2'-pyrrolidine-3',3''-indoline]-5'-carboxamide; LC-MS(ESI) m/z (M + H)⁺: 919.48, 5.77 min; calcd: 919.32; >98% purity.
- [0994] Cpd. No. 177: 1-((3'R,4'S,5'R)-6''-chloro-4'-(3-chloro-2-fluorophenyl)-2''-oxodispiro[cyclohexane-1,2'-pyrrolidine-3',3''-indoline]-5'-carbonyl)-N-(5-(2-(2,6-dioxopiperidin-3-yl)-1-oxoisindolin-4-yl)pent-4-yn-1-yl)piperidine-4-carboxamide; LC-MS(ESI) m/z (M + H)⁺: 881.50, 4.38 min; calcd: 881.30; >98% purity.
- [0995] Cpd. No. 178: (3'R,4'S,5'R)-6''-chloro-4'-(3-chloro-2-fluorophenyl)-N-(4-((2-(4-(2-(2,6-dioxopiperidin-3-yl)-1,3-dioxoisindolin-4-yl)piperazin-1-yl)ethyl)carbamoyl)phenyl)-2''-oxodispiro[cyclohexane-1,2'-pyrrolidine-3',3''-indoline]-5'-carboxamide; LC-MS(ESI) m/z (M + H)⁺: 949.40, 4.95 min; calcd: 949.30; >98% purity.

- [0996] Cpd. No. 179: (3'R,4'S,5'R)-6''-chloro-4'-(3-chloro-2-fluorophenyl)-N-(5-((5-(2-(2,6-dioxopiperidin-3-yl)-1-oxoisindolin-4-yl)pent-4-yn-1-yl)carbamoyl)pyridin-2-yl)-2''-oxodispiro[cyclohexane-1,2'-pyrrolidine-3',3''-indoline]-5'-carboxamide; LC-MS(ESI) m/z (M + H)⁺: 890.39, 5.78 min; calcd: 890.26; >98% purity.
- [0997] Cpd. No. 188: (3'R,4'S,5'R)-6''-chloro-4'-(3-chloro-2-fluorophenyl)-N-(5-((5-(2-(2,6-dioxopiperidin-3-yl)-1-oxoisindolin-4-yl)pent-4-yn-1-yl)carbamoyl)thiophen-2-yl)-2''-oxodispiro[cyclohexane-1,2'-pyrrolidine-3',3''-indoline]-5'-carboxamide; LC-MS(ESI) m/z (M + H)⁺: 895.37, 4.812 min; calcd: 895.23; >95% purity.
- [0998] Cpd. No. 189: 2-((3'R,4'S,5'R)-6''-chloro-4'-(3-chloro-2-fluorophenyl)-2''-oxodispiro[cyclohexane-1,2'-pyrrolidine-3',3''-indoline]-5'-carboxamido)-N-(5-(2-(2,6-dioxopiperidin-3-yl)-1-oxoisindolin-4-yl)pent-4-yn-1-yl)thiazole-5-carboxamide; LC-MS(ESI) m/z (M + H)⁺: 896.26, 4.639 min; calcd: 896.22; >95% purity.
- [0999] Cpd. No. 190: (3'R,4'S,5'R)-6''-chloro-4'-(3-chloro-2-fluorophenyl)-N-(4-((5-(2-(2,6-dioxopiperidin-3-yl)-1-oxoisindolin-4-yl)pent-4-yn-1-yl)carbamoyl)-3-methoxyphenyl)-2''-oxodispiro[cyclohexane-1,2'-pyrrolidine-3',3''-indoline]-5'-carboxamide; LC-MS(ESI) m/z (M + H)⁺: 919.24, 5.193 min; calcd: 919.28; >95% purity.
- [1000] Cpd. No. 191: (3'R,4'S,5'R)-6''-chloro-4'-(3-chloro-2-fluorophenyl)-N-(4-(((5-(((S)-1-((2S,4R)-4-hydroxy-2-(((S)-1-(4-(4-methylthiazol-5-yl)phenyl)ethyl)carbamoyl)pyrrolidin-1-yl)-3,3-dimethyl-1-oxobutan-2-yl)amino)-5-oxopentyl)carbamoyl)phenyl)-2''-oxodispiro[cyclohexane-1,2'-pyrrolidine-3',3''-indoline]-5'-carboxamide; LC-MS(ESI) m/z (M + 2H)²⁺: 553.30, 5.765 min; calcd: 553.20; >95% purity.
- [1001] Cpd. No. 192: (3'R,4'S,5'R)-6''-chloro-4'-(3-chloro-2-fluorophenyl)-N-(4-(((2-(2-(3-(((S)-1-((2S,4R)-4-hydroxy-2-(((S)-1-(4-(4-methylthiazol-5-yl)phenyl)ethyl)carbamoyl)pyrrolidin-1-yl)-3,3-dimethyl-1-oxobutan-2-yl)amino)-3-oxopropoxy)ethoxy)ethyl)carbamoyl)phenyl)-2''-oxodispiro[cyclohexane-1,2'-pyrrolidine-3',3''-indoline]-5'-carboxamide; LC-MS(ESI) m/z (M + H)⁺: 1167.64, 5.656 min; calcd: 1167.44; >95% purity.
- [1002] Cpd. No. 193: (3'R,4'S,5'R)-6''-chloro-4'-(3-chloro-2-fluorophenyl)-N-(4-(((S)-14-((2S,4R)-4-hydroxy-2-(((S)-1-(4-(4-methylthiazol-5-yl)phenyl)ethyl)carbamoyl)pyrrolidine-1-carbonyl)-15,15-dimethyl-12-oxo-3,6,9-trioxo-13-azahexadecyl)carbamoyl)phenyl)-2''-oxodispiro[cyclohexane-1,2'-pyrrolidine-3',3''-indoline]-5'-carboxamide; LC-MS(ESI) m/z (M + 2H)²⁺: 605.31; calcd: 605.22; >95% purity.

- [1003] Cpd. No. 194: (3'R,4'S,5'R)-6"-chloro-4'-(3-chloro-2-fluorophenyl)-N-(4-((5-(2-(2,6-dioxopiperidin-3-yl)-1-oxoisindolin-5-yl)pent-4-yn-1-yl)carbamoyl)phenyl)-2"-oxodispiro[cyclohexane-1,2'-pyrrolidine-3',3"-indoline]-5'-carboxamide; LC-MS(ESI) m/z (M +H)⁺:889.38, 5.552 min; calcd: 889.27; >95% purity.
- [1004] Cpd. No. 195: (3'R,4'S,5'R)-6"-chloro-4'-(3-chloro-2-fluorophenyl)-N-(4-((5-(2-(2,6-dioxopiperidin-3-yl)-3-oxoisindolin-5-yl)pent-4-yn-1-yl)carbamoyl)phenyl)-2"-oxodispiro[cyclohexane-1,2'-pyrrolidine-3',3"-indoline]-5'-carboxamide; LC-MS(ESI) m/z (M +H)⁺:889.32, 5.587 min; calcd: 889.27; >95% purity.
- [1005] Cpd. No. 196: (3'R,4'S,5'R)-6"-chloro-4'-(3-chloro-2-fluorophenyl)-N-(4-((5-(2-(2,6-dioxopiperidin-3-yl)-1-oxoisindolin-5-yl)pentyl)carbamoyl)phenyl)-2"-oxodispiro[cyclohexane-1,2'-pyrrolidine-3',3"-indoline]-5'-carboxamide; LC-MS(ESI) m/z (M +H)⁺:893.28, 5.693 min; calcd: 893.30; >95% purity.
- [1006] Cpd. No. 197: (3'R,4'S,5'R)-6"-chloro-4'-(3-chloro-2-fluorophenyl)-N-(4-((5-(2-(2,6-dioxopiperidin-3-yl)-3-oxoisindolin-5-yl)pentyl)carbamoyl)phenyl)-2"-oxodispiro[cyclohexane-1,2'-pyrrolidine-3',3"-indoline]-5'-carboxamide; LC-MS(ESI) m/z (M +H)⁺:893.27, 5.740 min; calcd: 893.30; >95% purity.
- [1007] Cpd. No. 198: (3'R,4'S,5'R)-6"-chloro-4'-(3-chloro-2-fluorophenyl)-N-(4-((5-(2-(2,6-dioxopiperidin-3-yl)-1-oxoisindolin-4-yl)pent-4-yn-1-yl)carbamoyl)bicyclo[2.2.1]heptan-1-yl)-2"-oxodispiro[cyclohexane-1,2'-pyrrolidine-3',3"-indoline]-5'-carboxamide; LC-MS(ESI) m/z (M +H)⁺:907.34, 4.768 min; calcd: 907.32; >95% purity.
- [1008] Cpd. No. 199: (3'R,4'S,5'R)-6"-chloro-4'-(3-chloro-2-fluorophenyl)-N-(4-(((1R,4R)-4-((2-(2,6-dioxopiperidin-3-yl)-1-oxoisindolin-4-yl)ethynyl)cyclohexyl)carbamoyl)phenyl)-2"-oxodispiro[cyclohexane-1,2'-pyrrolidine-3',3"-indoline]-5'-carboxamide; LC-MS(ESI) m/z (M +H)⁺:929.43, 5.944 min; calcd: 929.30; >95% purity.
- [1009] Cpd. No. 200: (3'R,4'S,5'R)-6"-chloro-4'-(3-chloro-2-fluorophenyl)-N-(4-((5-(2-(2,6-dioxopiperidin-3-yl)-7-fluoro-1-oxoisindolin-4-yl)pent-4-yn-1-yl)carbamoyl)phenyl)-2"-oxodispiro[cyclohexane-1,2'-pyrrolidine-3',3"-indoline]-5'-carboxamide; LC-MS(ESI) m/z (M +H)⁺:907.44, 5.379 min; calcd: 907.26; >95% purity.
- [1010] Cpd. No. 201: (3'R,4'S,5'R)-6"-chloro-4'-(3-chloro-2-fluorophenyl)-N-(4-(((1R,4R)-4-((Z)-2-(2-(2,6-dioxopiperidin-3-yl)-1-oxoisindolin-4-yl)vinyl)cyclohexyl)carbamoyl)phenyl)-2"-oxodispiro[cyclohexane-1,2'-pyrrolidine-3',3"-indoline]-5'-carboxamide; LC-MS(ESI) m/z (M +H)⁺:907.44, 5.379 min; calcd: 907.26; >95% purity.

- indoline]-5'-carboxamide; LC-MS(ESI) m/z (M +H)⁺:931.49, 5.786 min; calcd: 931.32; >95% purity.
- [1011] Cpd. No. 202: (3'R,4'S,5'R)-6"-chloro-4'-(3-chloro-2-fluorophenyl)-N-(4-(((1s,4R)-4-(2-(2-(2,6-dioxopiperidin-3-yl)-1-oxoisindolin-4-yl)ethyl)cyclohexyl)carbamoyl)phenyl)-2"-oxodispiro[cyclohexane-1,2'-pyrrolidine-3',3"-indoline]-5'-carboxamide; LC-MS(ESI) m/z (M +H)⁺:933.36, 5.967 min; calcd: 933.33; >95% purity.
- [1012] Cpd. No. 203: (3'R,4'S,5'R)-6"-chloro-4'-(3-chloro-2-fluorophenyl)-N-(1-(6-(2-(2,6-dioxopiperidin-3-yl)-1-oxoisindolin-4-yl)hex-5-ynoyl)piperidin-4-yl)-2"-oxodispiro[cyclohexane-1,2'-pyrrolidine-3',3"-indoline]-5'-carboxamide; LC-MS(ESI) m/z (M +H)⁺:881.33, 4.509 min; calcd: 881.30; >95% purity.
- [1013] Cpd. No. 204: (3'R,4'S,5'R)-6"-chloro-4'-(3-chloro-2-fluorophenyl)-N-(1-(5-(2-(2,6-dioxopiperidin-3-yl)-1-oxoisindolin-4-yl)pent-4-ynoyl)piperidin-4-yl)-2"-oxodispiro[cyclohexane-1,2'-pyrrolidine-3',3"-indoline]-5'-carboxamide; LC-MS(ESI) m/z (M +H)⁺:867.30, 4.413 min; calcd: 867.29; >95% purity.
- [1014] Cpd. No. 205: (3'R,4'S,5'R)-6"-chloro-4'-(3-chloro-2-fluorophenyl)-N-((1R,4R)-4-(6-(2-(2,6-dioxopiperidin-3-yl)-1-oxoisindolin-4-yl)hex-5-ynamido)cyclohexyl)-2"-oxodispiro[cyclohexane-1,2'-pyrrolidine-3',3"-indoline]-5'-carboxamide; LC-MS(ESI) m/z (M +H)⁺:895.52, 4.545 min; calcd: 895.32; >95% purity.
- [1015] Cpd. No. 206: (3'R,4'S,5'R)-6"-chloro-4'-(3-chloro-2-fluorophenyl)-N-((1R,4R)-4-(5-(2-(2,6-dioxopiperidin-3-yl)-1-oxoisindolin-4-yl)pent-4-ynamido)cyclohexyl)-2"-oxodispiro[cyclohexane-1,2'-pyrrolidine-3',3"-indoline]-5'-carboxamide; LC-MS(ESI) m/z (M +H)⁺:881.35, 4.351 min; calcd: 881.30; >95% purity.
- [1016] Cpd. No. 207: (3'R,4'R,5'R)-6"-chloro-4'-(3-chlorophenyl)-N-((1R,4R)-4-((2-(2-(2-(2-(2,6-dioxopiperidin-3-yl)-1-oxoisindolin-4-yl)amino)ethoxy)ethoxy)ethoxy)ethyl)carbamoyl)cyclohexyl)-2"-oxodispiro[cyclohexane-1,2'-pyrrolidine-3',3"-indoline]-5'-carboxamide; LC-MS(ESI) m/z (M +H)⁺:986.59, 3.954 min; calcd: 986.40; >95% purity.
- [1017] Cpd. No. 208: (3'R,4'R,5'R)-N-((1R,4R)-4-((2-(2-(2-(2-(2,6-dioxopiperidin-3-yl)-1-oxoisindolin-4-yl)amino)ethoxy)ethoxy)ethoxy)ethyl)carbamoyl)cyclohexyl)-2"-oxo-4'-phenyldispiro[cyclohexane-1,2'-pyrrolidine-3',3"-indoline]-5'-carboxamide LC-MS(ESI) m/z (M +H)⁺:918.53, 3.177 min; calcd: 918.48; >95% purity.
- [1018] Cpd. No. 209: (3'R,4'R,5'R)-6"-chloro-4'-(3-chlorophenyl)-N-((1R,4R)-4-((2-(2-(2-(2-(2,6-dioxopiperidin-3-yl)-1-oxoisindolin-4-

yl)amino)ethoxy)ethoxy)ethoxy)ethyl)carbamoyl)cyclohexyl)-2''-

oxodispiro[cyclohexane-1,2'-pyrrolidine-3',3''-indoline]-5'-carboxamide; LC-MS(ESI) m/z (M +H)⁺:952.58, 3.640 min; calcd: 952.44; >95% purity.

[1019] Cpd. No. 210: (3'R,4'S,5'R)-6''-chloro-4'-(3-chloro-2-fluorophenyl)-N-(4-((2-(2-((3-(2-(2,6-dioxopiperidin-3-yl)-1-oxoisindolin-4-yl)prop-2-yn-1-yl)oxy)ethoxy)ethyl)carbamoyl)phenyl)-2''-oxodispiro[cyclohexane-1,2'-pyrrolidine-3',3''-indoline]-5'-carboxamide; LC-MS(ESI) m/z (M +H)⁺:949.53, 5.201 min; calcd: 949.29; >95% purity.

[1020] Cpd. No. 211: (3'R,4'S,5'R)-6''-chloro-4'-(3-chloro-2-fluorophenyl)-N-(4-((2-(2-((3-(2-(2,6-dioxopiperidin-3-yl)-1-oxoisindolin-4-yl)prop-2-yn-1-yl)oxy)ethoxy)ethoxy)ethyl)carbamoyl)phenyl)-2''-oxodispiro[cyclohexane-1,2'-pyrrolidine-3',3''-indoline]-5'-carboxamide; LC-MS(ESI) m/z (M +2H)²⁺:496.68, 5.209 min; calcd: 496.15; >95% purity.

[1021] Cpd. No. 212: (3'R,4'S,5'R)-6''-chloro-4'-(3-chloro-2-fluorophenyl)-N-(4-((4-((2-(2,6-dioxopiperidin-3-yl)-1-oxoisindolin-4-yl)oxy)butyl)carbamoyl)phenyl)-2''-oxodispiro[cyclohexane-1,2'-pyrrolidine-3',3''-indoline]-5'-carboxamide; LC-MS(ESI) m/z (M +H)⁺:895.26, 5.266 min; calcd: 895.28; >95% purity.

[1022] Cpd. No. 213: (3'R,4'S,5'R)-6''-chloro-4'-(3-chloro-2-fluorophenyl)-N-(4-((3-(4-((2-(2,6-dioxopiperidin-3-yl)-1-oxoisindolin-4-yl)ethynyl)-1H-pyrazol-1-yl)propyl)carbamoyl)phenyl)-2''-oxodispiro[cyclohexane-1,2'-pyrrolidine-3',3''-indoline]-5'-carboxamide; LC-MS(ESI) m/z (M +H)⁺:955.52, 5.437 min; calcd: 955.29; >95% purity.

[1023] Cpd. No. 214: (3'R,4'S,5'R)-6''-chloro-4'-(3-chloro-2-fluorophenyl)-N-(4-((3-(4-(2-(2-(2,6-dioxopiperidin-3-yl)-1-oxoisindolin-4-yl)ethyl)-1H-pyrazol-1-yl)propyl)carbamoyl)phenyl)-2''-oxodispiro[cyclohexane-1,2'-pyrrolidine-3',3''-indoline]-5'-carboxamide LC-MS(ESI) m/z (M +H)⁺:479.55, 5.231 min; calcd: 479.16; >95% purity.

[1024] Cpd. No. 215: (3'R,4'S,5'R)-6''-chloro-4'-(3-chloro-2-fluorophenyl)-N-(4-((3-(5-((2-(2,6-dioxopiperidin-3-yl)-1-oxoisindolin-4-yl)ethynyl)-1H-imidazol-1-yl)propyl)carbamoyl)phenyl)-2''-oxodispiro[cyclohexane-1,2'-pyrrolidine-3',3''-indoline]-5'-carboxamide; LC-MS(ESI) m/z (M +H)⁺:955.62, 4.163 min; calcd: 955.29; >95% purity.

[1025] Cpd. No. 216: (3'R,4'S,5'R)-6''-chloro-4'-(3-chloro-2-fluorophenyl)-N-(4-((3-(5-(2-(2-(2,6-dioxopiperidin-3-yl)-1-oxoisindolin-4-yl)ethyl)-1H-imidazol-1-

- yl)propyl)carbamoyl)phenyl)-2''-oxodispiro[cyclohexane-1,2'-pyrrolidine-3',3''-indoline]-5'-carboxamide; LC-MS(ESI) m/z (M +H)⁺:959.42, 4.344 min; calcd: 959.32; >95% purity.
- [1026] Cpd. No. 217: (3'R,4'S,5'R)-6''-chloro-4'-(3-chloro-2-fluorophenyl)-N-(4-((3-(4-((2-(2,6-dioxopiperidin-3-yl)-1-oxoisindolin-4-yl)amino)piperidin-1-yl)propyl)carbamoyl)phenyl)-2''-oxodispiro[cyclohexane-1,2'-pyrrolidine-3',3''-indoline]-5'-carboxamide; LC-MS(ESI) m/z (M +H)⁺:963.62, 3.957 min; calcd: 963.35; >95% purity.
- [1027] Cpd. No. 218: (2R,3S,4R,5S)-3-(3-chloro-2-fluorophenyl)-4-(4-chloro-2-fluorophenyl)-4-cyano-N-(4-((5-(2-(2,6-dioxopiperidin-3-yl)-1-oxoisindolin-4-yl)pent-4-yn-1-yl)carbamoyl)phenyl)-5-neopentylpyrrolidine-2-carboxamide; ESI-MS m/z 893.30 (M+H)⁺.
- [1028] Cpd. No. 219: (3'R,4'S,5'R)-6''-chloro-4'-(3-chloro-2-fluorophenyl)-N-(1-(2-((5-(2-(2,6-dioxopiperidin-3-yl)-1-oxoisindolin-4-yl)pent-4-yn-1-yl)amino)-2-oxoethyl)piperidin-4-yl)-2''-oxodispiro[cyclohexane-1,2'-pyrrolidine-3',3''-indoline]-5'-carboxamide; ESI-MS m/z 910.35 (M+H)⁺.
- [1029] Cpd. No. 220: (3'R,4'S,5'R)-6''-chloro-4'-(3-chloro-2-fluorophenyl)-N-(3-((5-(2-(2,6-dioxopiperidin-3-yl)-1-oxoisindolin-4-yl)pent-4-yn-1-yl)carbamoyl)bicyclo[1.1.1]pentan-1-yl)-2''-oxodispiro[cyclohexane-1,2'-pyrrolidine-3',3''-indoline]-5'-carboxamide; ESI-MS m/z 879.43 (M+H)⁺.
- [1030] Cpd. No. 221: (3'R,4'S,5'R)-6''-chloro-4'-(3-chloro-2-fluorophenyl)-N-(4-((5-(2-(2,6-dioxopiperidin-3-yl)-1-oxoisindolin-4-yl)pent-4-yn-1-yl)amino)-4-oxobutyl)-2''-oxodispiro[cyclohexane-1,2'-pyrrolidine-3',3''-indoline]-5'-carboxamide; ESI-MS m/z 855.34 (M+H)⁺.
- [1031] Cpd. No. 222: (3'R,4'S,5'R)-6''-chloro-4'-(2-chloro-3-fluoropyridin-4-yl)-N-(4-((5-(2-(2,6-dioxopiperidin-3-yl)-1-oxoisindolin-4-yl)pent-4-yn-1-yl)carbamoyl)phenyl)-4,4-dimethyl-2''-oxodispiro[cyclohexane-1,2'-pyrrolidine-3',3''-indoline]-5'-carboxamide; ESI-MS m/z 918.39 (M+H)⁺.
- [1032] Cpd. No. 223: (3'R,4'S,5'R)-6''-chloro-4'-(3-chloro-2-fluorophenyl)-N-(1-(7-(2-(2,6-dioxopiperidin-3-yl)-1-oxoisindolin-4-yl)hept-6-yn-1-yl)piperidin-4-yl)-2''-oxodispiro[cyclohexane-1,2'-pyrrolidine-3',3''-indoline]-5'-carboxamide; ESI-MS m/z 881.43 (M+H)⁺.
- [1033] Cpd. No. 224: (3'R,4'S,5'R)-6''-chloro-4'-(3-chloro-2-fluorophenyl)-N-((1R,4R)-4-((2-(2-(2-(2-((2-(2,6-dioxopiperidin-3-yl)-1-oxoisindolin-4-

- yl)amino)ethoxy)ethoxy)ethoxy)ethyl)carbamoyl)cyclohexyl)-2"-oxodispiro[cyclohexane-1,2'-pyrrolidine-3',3''-indoline]-5'-carboxamide; ESI-MS m/z 1004.44 (M+H)+.
- [1034] Cpd. No. 225: (3'R,4'S,5'R)-6''-chloro-4'-(3-chloro-2-fluorophenyl)-N-((1r,4R)-4-((2-(4-((2-(2,6-dioxopiperidin-3-yl)-1-oxoisindolin-4-yl)amino)piperidin-1-yl)ethyl)carbamoyl)cyclohexyl)-2''-oxodispiro[cyclohexane-1,2'-pyrrolidine-3',3''-indoline]-5'-carboxamide; ESI-MS m/z 955.61 (M+H)+.
- [1035] Cpd. No. 226: (3'R,4'S,5'R)-6''-chloro-4'-(3-chloro-2-fluorophenyl)-N-((1R,4R)-4-((2-(4-((2-(2,6-dioxopiperidin-3-yl)-1-oxoisindolin-4-yl)amino)piperidin-1-yl)ethyl)carbamoyl)cyclohexyl)-4,4-dimethyl-2''-oxodispiro[cyclohexane-1,2'-pyrrolidine-3',3''-indoline]-5'-carboxamide; ESI-MS m/z 983.66 (M+H)+.
- [1036] Cpd. No. 227: (3'R,4'S,5'R)-6''-chloro-4'-(3-chloro-2-fluorophenyl)-N-((1R,4R)-4-(((4-(2-(2,6-dioxopiperidin-3-yl)-1-oxoisindolin-4-yl)but-3-yn-1-yl)sulfonyl)carbamoyl)cyclohexyl)-2''-oxodispiro[cyclohexane-1,2'-pyrrolidine-3',3''-indoline]-5'-carboxamide; ESI-MS m/z 945.47 (M+H)+.
- [1037] Cpd. No. 228: (3'R,4'S,5'R)-6''-chloro-4'-(3-chloro-2-fluorophenyl)-N-((1R,4R)-4-(((3-(4-((2-(2,6-dioxopiperidin-3-yl)-1-oxoisindolin-4-yl)amino)piperidin-1-yl)propyl)carbamoyl)cyclohexyl)-2''-oxodispiro[cyclohexane-1,2'-pyrrolidine-3',3''-indoline]-5'-carboxamide; ESI-MS m/z 969.57 (M+H)+.
- [1038] Cpd. No. 238: 4-((15-(4-((4S,5R)-2-(4-(tert-butyl)-2-ethoxyphenyl)-4,5-bis(4-chlorophenyl)-4,5-dimethyl-4,5-dihydro-1H-imidazole-1-carbonyl)piperazin-1-yl)-15-oxo-3,6,9,12-tetraoxapentadecyl)amino)-2-(2,6-dioxopiperidin-3-yl)isoindoline-1,3-dione; ESI-MS m/z 1112.83 (M+H)+.
- [1039] Cpd. No. 239: 3-(4-((2-(2-(2-(3-(4-((4S,5R)-2-(4-(tert-butyl)-2-ethoxyphenyl)-4,5-bis(4-chlorophenyl)-4,5-dimethyl-4,5-dihydro-1H-imidazole-1-carbonyl)piperazin-1-yl)-3-oxopropoxy)ethoxy)ethoxy)ethyl)amino)-1-oxoisindolin-2-yl)piperidine-2,6-dione; ESI-MS m/z 1053.92 (M+H)+.
- [1040] Cpd. No. 240: (3R,4'R,5'R)-6-chloro-N-(4-((2-(2-(2-(2-((2-(2,6-dioxopiperidin-3-yl)-1-oxoisindolin-4-yl)amino)ethoxy)ethoxy)ethoxy)ethyl)carbamoyl)phenyl)-2',2'-dimethyl-2-oxo-4'-phenylspiro[indoline-3,3'-pyrrolidine]-5'-carboxamide; ESI-MS m/z 906.31 (M+H)+.
- [1041] Cpd. No. 241: (3R,4'R,5'R)-N-(4-((2-(2-(2-(2-((2-(2,6-dioxopiperidin-3-yl)-1-oxoisindolin-4-yl)amino)ethoxy)ethoxy)ethoxy)ethyl)carbamoyl)phenyl)-2',2'-dimethyl-

2-oxo-4'-phenylspiro[indoline-3,3'-pyrrolidine]-5'-carboxamide; ESI-MS m/z 872.36 (M+H)⁺.

[1042] Cpd. No. 242: (3'R,4'R,5'R)-6"-chloro-N-((1R,4R)-4-((2-(2-(2-(2-((2-(2,6-dioxopiperidin-3-yl)-1-oxoisindolin-4-yl)amino)ethoxy)ethoxy)ethoxy)ethyl)carbamoyl)cyclohexyl)-4'-(3-fluorophenyl)-2"-oxodispiro[cyclohexane-1,2'-pyrrolidine-3',3''-indoline]-5'-carboxamide; ESI-MS m/z 970.45 (M+H)⁺.

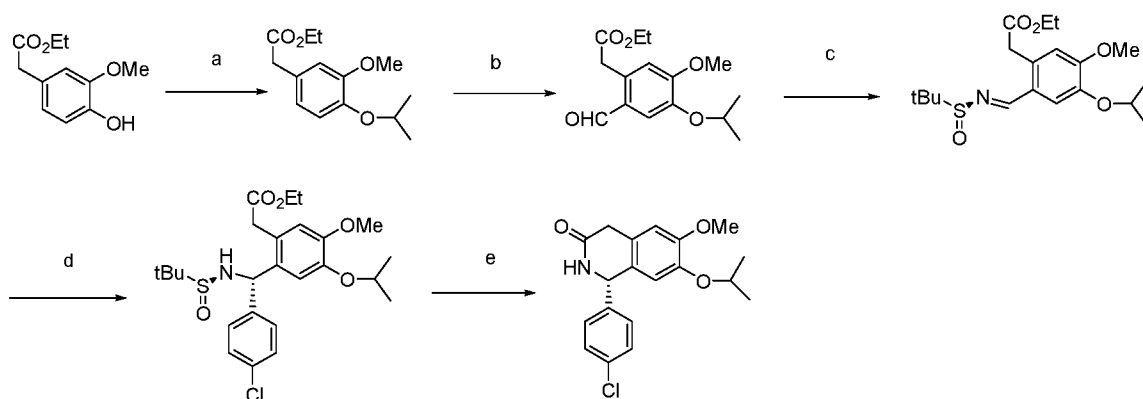
[1043] Cpd. No. 243: (3R,4'R,5'R)-6-chloro-N-((1R,4R)-4-((2-(2-(2-(2-((2-(2,6-dioxopiperidin-3-yl)-1-oxoisindolin-4-yl)amino)ethoxy)ethoxy)ethoxy)ethyl)carbamoyl)cyclohexyl)-2',2'-dimethyl-2-oxo-4'-phenylspiro[indoline-3,3'-pyrrolidine]-5'-carboxamide; ESI-MS m/z 912.35 (M+H)⁺.

[1044] Cpd. No. 244: (3R,4'R,5'R)-N-((1R,4R)-4-((2-(2-(2-(2-((2-(2,6-dioxopiperidin-3-yl)-1-oxoisindolin-4-yl)amino)ethoxy)ethoxy)ethoxy)ethyl)carbamoyl)cyclohexyl)-2',2'-dimethyl-2-oxo-4'-phenylspiro[indoline-3,3'-pyrrolidine]-5'-carboxamide; ESI-MS m/z 878.42 (M+H)⁺.

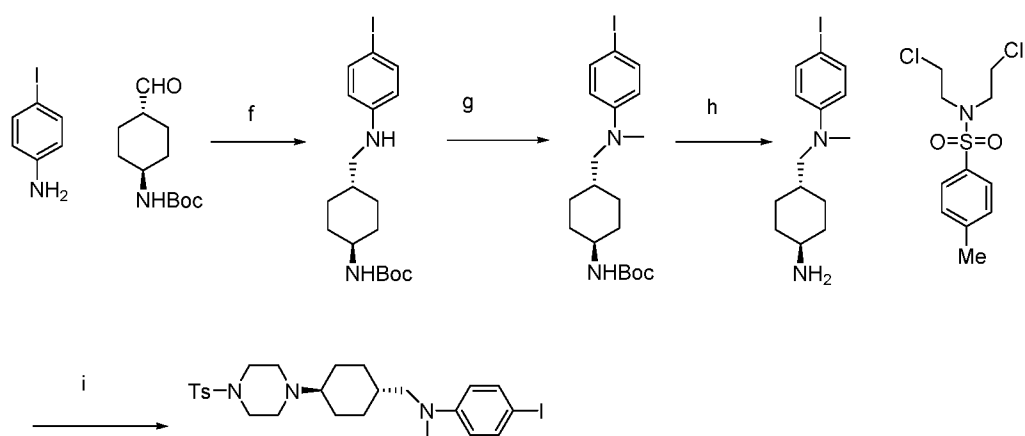
EXAMPLE 19

Synthesis of 3-(4-((17-(4-((1*S*,4*r*)-4-(((4-((*S*)-1-(4-chlorophenyl)-7-isopropoxy-6-methoxy-3-oxo-3,4-dihydroisoquinolin-2(1*H*)-yl)phenyl)(methyl)amino)methyl)cyclohexyl)piperazin-1-yl)-3,6,9,12,15-pentaoxaheptadecyl)amino)-1-oxoisindolin-2-yl)piperidine-2,6-dione (Cpd. No. 229):

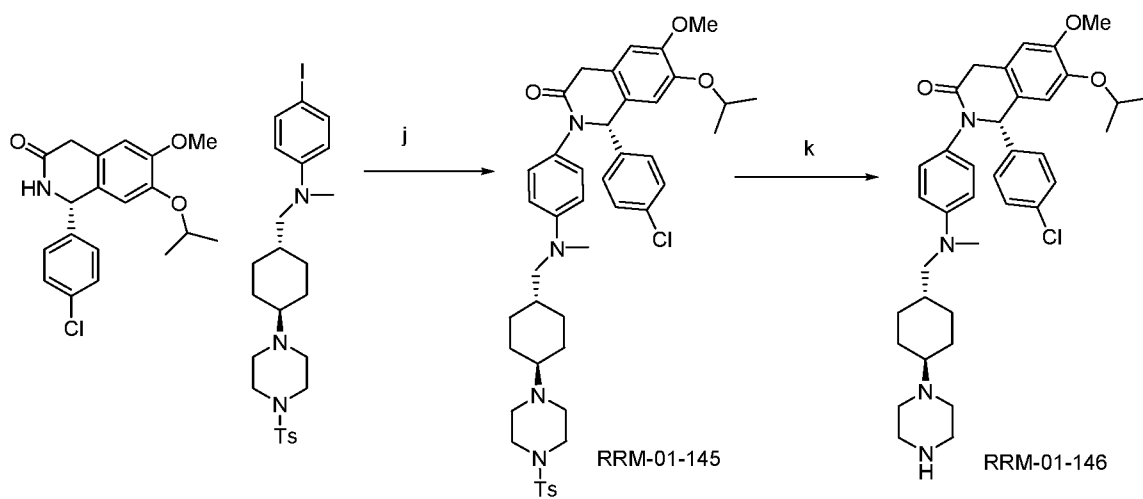
Scheme 1



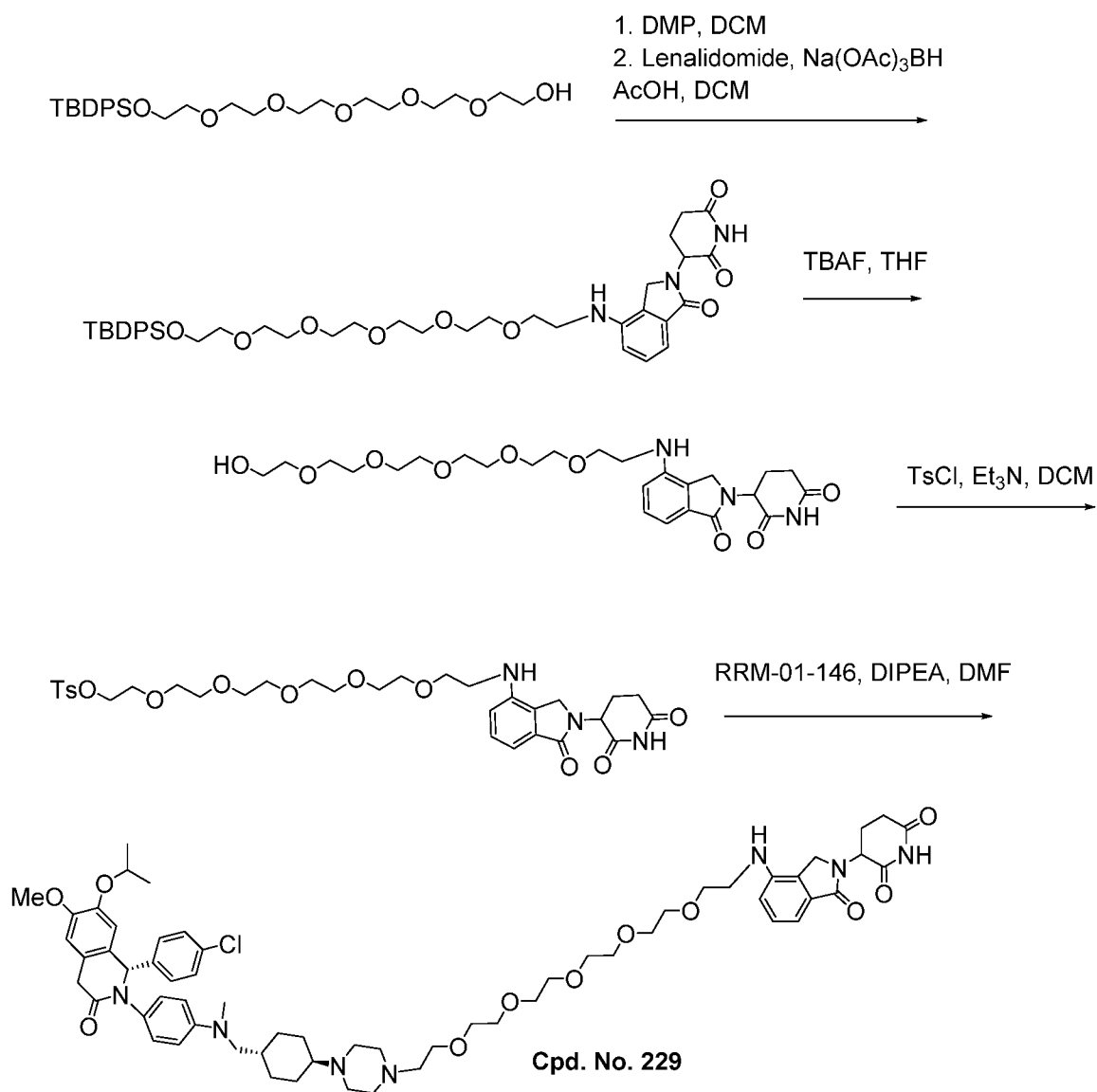
Scheme 2



Scheme 3



Scheme 4



[1045] Reagents and conditions of Schemes 1-3: (a) 2-iodopropane, K_2CO_3 , DMF, 60 °C, 12 h, 95%; (b) $MeOCHCl_2$, $SnCl_4$, DCM, 0 °C, 2 h, 84%; (c) (*S*)-(-)-2-methyl-2-propanesulfonamide, $Ti(OEt)_4$, DCM, reflux, 5 h, 89%; (d) $[Rh(cod)(MeCN)_2]BF_4$, THF, 60 °C, 6 h, 35%; (e) HCl, MeOH, RT, 1 h then Et_3N , RT, 6 h, 90%; (f) AcOH, $NaBH(OAc)_3$, DCM, RT, 1 h, 79%; (g) AcOH, aq HCHO, $NaBH(OAc)_3$, DCM, RT, 2 h, 76%; (h) TFA, DCM, RT, 30 min, 97%; (i) N,N-bis(2-chloroethyl)-4-methylbenzenesulfonamide, DIPEA, 120 °C, 24 h, 50%, (j) K_3PO_4 , CuI, (\pm)-trans-1,2-diaminocyclohexane, dioxane, 95 °C, 22.5 h, 24%, (k) Mg, MeOH, sonication, Overnight, 40%.

[1046] (S)-1-(4-chlorophenyl)-7-isopropoxy-6-methoxy-2-(4-(methyl(((1R,4S)-4-(4-tosylpiperazin-1-yl)cyclohexyl)methyl)amino)phenyl)-1,2-dihydroisoquinolin-3(4H)-one (RRM-01-145): ¹H NMR (400 MHz, DMSO-*d*₆) δ 7.72-7.65 (m, 2H), 7.55-7.48 (m, 2H),

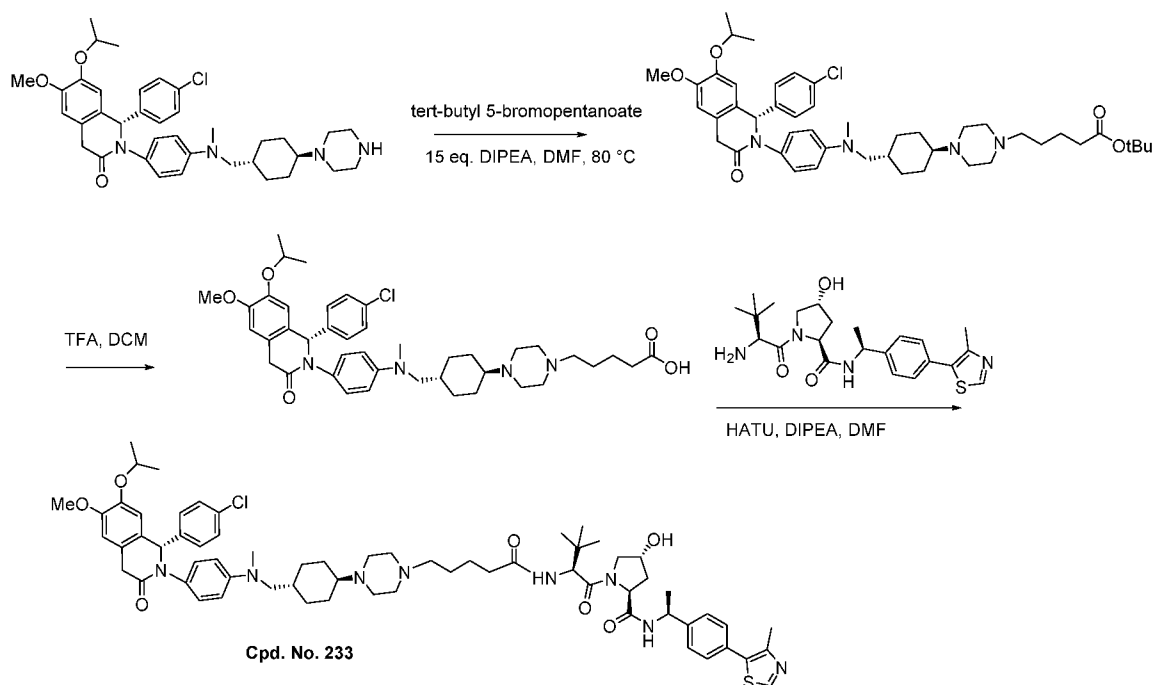
7.36 (s, 4H), 7.04 (s, 1H), 6.90 (d, $J = 8.8$ Hz, 2H), 6.84 (s, 1H), 6.63-6.53 (m, 2H), 5.94 (s, 1H), 4.45 (p, $J = 6.0$ Hz, 1H), 3.90 (d, $J = 19.8$ Hz, 1H), 3.78-3.75 (m, 1H), 3.74 (s, 3H), 3.58-3.55 (m, 1H), 3.49-3.46 (m, 2H), 3.18-3.15 (m, 2H), 3.15 (s, 3H), 3.13-3.10 (m, 2H), 2.88 (s, 3H), 2.43 (s, 3H), 1.97 (d, $J = 11.4$ Hz, 2H), 1.77 (d, $J = 12.9$ Hz, 2H), 1.60-1.55 (m, 2H), 1.34-1.30 (m, 2H), 1.24 (d, $J = 6.0$ Hz, 3H), 1.19 (d, $J = 6.0$ Hz, 3H), 1.01 (q, $J = 12.3$ Hz, 2H).

[1047] (S)-1-(4-chlorophenyl)-7-isopropoxy-6-methoxy-2-(4-(methyl(((1*R*,4*S*)-4-(piperazin-1-yl)cyclohexyl)methyl)amino)phenyl)-1,2-dihydroisoquinolin-3(4*H*)-one (RRM-01-146): ^1H NMR (400 MHz, DMSO- d_6) δ 9.24 (s, 1H), 7.36 (s, 4H), 7.04 (s, 1H), 6.91 (d, $J = 9.0$ Hz, 2H), 6.84 (s, 1H), 6.61 (s, 2H), 5.95 (s, 1H), 4.46 (p, $J = 6.1$ Hz, 1H), 3.91 (d, $J = 19.9$ Hz, 1H), 3.74 (s, 3H), 3.58 (d, $J = 19.9$ Hz, 2H), 3.55-3.48 (m, 6H), 3.15 (d, $J = 7.0$ Hz, 2H), 2.90 (s, 3H), 2.02 (d, $J = 11.3$ Hz, 2H), 1.82 (d, $J = 13.0$ Hz, 2H), 1.65 (m, 2H), 1.43 (q, $J = 11.9$ Hz, 3H), 1.24 (d, $J = 6.0$ Hz, 3H), 1.19 (d, $J = 6.0$ Hz, 3H), 1.07-1.05 (m, 2H).

[1048] 3-(4-(((17-(4-((1*S*,4*r*)-4-(((4-((*S*)-1-(4-chlorophenyl)-7-isopropoxy-6-methoxy-3-oxo-3,4-dihydroisoquinolin-2(1*H*)-yl)phenyl)(methyl)amino)methyl)cyclohexyl)piperazin-1-yl)-3,6,9,12,15-pentaoxaheptadecyl)amino)-1-oxoisindolin-2-yl)piperidine-2,6-dione (Cpd. No. 229): ^1H NMR (400 MHz, DMSO- d_6) δ 11.01 (s, 1H), 9.07 (brs, 1H), 7.36 (d, $J = 1.2$ Hz, 3H), 7.30 (dd, $J = 9.0, 6.4$ Hz, 1H), 7.04 (s, 1H), 6.96 (d, $J = 7.4$ Hz, 1H), 6.91 (d, $J = 8.7$ Hz, 2H), 6.86-6.78 (m, 2H), 6.67-6.46 (m, 2H), 5.94 (s, 1H), 5.12 (dd, $J = 13.2, 5.1$ Hz, 1H), 4.45 (p, $J = 5.9$ Hz, 2H), 4.24 (d, $J = 17.1$ Hz, 2H), 4.13 (d, $J = 17.1$ Hz, 2H), 3.91 (d, $J = 19.9$ Hz, 2H), 3.74 (s, 3H), 3.58-3.44 (m, 15H), 3.38-3.24 (m, 7H), 3.19-3.02 (m, 9H), 2.89 (d, $J = 2.5$ Hz, 4H), 2.62 (d, $J = 17.1$ Hz, 2H), 2.37-2.24 (m, 2H), 2.03 (d, $J = 17.8$ Hz, 3H), 1.79 (d, $J = 11.7$ Hz, 2H), 1.24 (d, $J = 6.0$ Hz, 3H), 1.24 (d, $J = 6.0$ Hz, 3H), 1.19 (d, $J = 6.0$ Hz, 3H), 1.05 (q, $J = 12.3$ Hz, 2H).

EXAMPLE 20

Synthesis of (2*S*,4*R*)-1-((*S*)-2-(5-(4-((1*S*,4*S*)-4-(((4-((*S*)-1-(4-chlorophenyl)-7-isopropoxy-6-methoxy-3-oxo-3,4-dihydroisoquinolin-2(1*H*)-yl)phenyl)(methyl)amino)methyl)cyclohexyl)piperazin-1-yl)pentanamido)-3,3-dimethylbutanoyl)-4-hydroxy-N-((*S*)-1-(4-(4-methylthiazol-5-yl)phenyl)ethyl)pyrrolidine-2-carboxamide (Cpd. No. 233)



[1049] To a solution of RRM-01-146 (30 mg, 0.047 mmol) and DIPEA (0.12 ml, 0.70 mmol) in DMF (1 ml) was added *tert*-butyl 5-bromopentanoate (23 mg, 0.95 mmol) and the resulting solution stirred for overnight at 80 °C. The solvent was evaporated and purified by silica gel DCM/MeOH (95:5) to give 27 mg (75%) of the desired product.

[1050] A solution of *tert*-butyl 5-(4-((1*S*,4*r*)-4-(((4-((*S*)-1-(4-chlorophenyl)-7-isopropoxy-6-methoxy-3-oxo-3,4-dihydroisoquinolin-2(1*H*)-yl)phenyl)(methylamino)methyl)cyclohexyl)piperazin-1-yl)pentanoate (27 mg) in DCM:TFA (2:1, 3 mL) was stirred at room temperature for 2 h. The solvent was evaporated to give the desired product which was carried to the next step without further purification.

[1051] 5-(4-((1*S*,4*r*)-4-(((4-((*S*)-1-(4-chlorophenyl)-7-isopropoxy-6-methoxy-3-oxo-3,4-dihydroisoquinolin-2(1*H*)-yl)phenyl)(methylamino)methyl)cyclohexyl)piperazin-1-yl)pentanoic acid was coupled with (2*S*,4*R*)-1-((*S*)-2-amino-3,3-dimethylbutanoyl)-4-hydroxy-*N*-((*S*)-1-(4-(4-methylthiazol-5-yl)phenyl)ethyl)pyrrolidine-2-carboxamide to give Cpd. No. 233. ¹H NMR (400 MHz, DMSO-*d*₆) δ 9.00 (s, 1H), 8.35 (d, *J* = 7.8 Hz, 1H), 7.96 (s, 1H), 7.87 (d, *J* = 9.2 Hz, 1H), 7.45 (d, *J* = 8.2 Hz, 2H), 7.38 (d, *J* = 16.1 Hz, 6H), 7.03 (s, 1H), 6.91 (d, *J* = 8.6 Hz, 2H), 6.85 (s, 1H), 6.59 (d, *J* = 9.0 Hz, 2H), 5.94 (s, 1H), 5.10-5.10 (m, 1H), 4.59-4.56 (m, 1H), 4.38-4.35 (m, 2H), 3.91 (m, 1H), 3.74 (s, 3H), 3.69-3.52 (m, 6H), 3.11-2.96 (m, 6H), 2.95-2.90 (m, 4H), 2.77 (m, 2H), 2.74 (d, *J* = 0.6 Hz, 3H), 2.46 (s, 3H), 2.26-2.14 (m, 2H), 2.01 (d, *J* = 9.9 Hz, 3H), 2.10-1.90 (m, 6H), 1.81 (d, *J* = 12.5 Hz, 2H), 1.65-1.61 (m, 1H), 1.39 (d, *J* = 7.0 Hz, 3H), 1.24 (d, *J* = 6.0 Hz, 3H), 1.19 (d, *J* = 6.0 Hz, 3H), 1.05 (q, *J* = 12.3 Hz, 2H), 1.03 (s, 9H).

[1052] The following compounds were prepared using the methods described in Examples 19 and 20:

[1053] Cpd. No. 230: 4-((27-(4-((1*S*,4*R*)-4-(((4-((*S*)-1-(4-chlorophenyl)-7-isopropoxy-6-methoxy-3-oxo-3,4-dihydroisoquinolin-2(1*H*)-yl)phenyl)(methyl)amino)methyl)cyclohexyl)piperazin-1-yl)-27-oxo-3,6,9,12,15,18,21,24-octaoxaheptacosyl)amino)-2-(2,6-dioxopiperidin-3-yl)isoindoline-1,3-dione; ¹H NMR (400 MHz, DMSO-*d*₆) δ 11.09 (s, 1H), 9.69 (s, 1H), 7.59 (dd, *J* = 8.6, 7.1 Hz, 1H), 7.36 (s, 4H), 7.15 (d, *J* = 8.6 Hz, 2H), 7.09-7.01 (m, 2H), 6.91 (d, *J* = 9.0 Hz, 2H), 6.84 (s, 1H), 6.59 (d, *J* = 9.1 Hz, 3H), 5.95 (s, 1H), 5.06 (dd, *J* = 12.9, 5.4 Hz, 1H), 4.46 (dq, *J* = 12.1, 6.2 Hz, 2H), 4.11 (d, *J* = 14.2 Hz, 1H), 3.98-3.85 (m, 1H), 3.74 (s, 3H), 3.65-3.60 (m, 5H), 3.60-3.40 (m, 34H), 3.14 (d, *J* = 6.9 Hz, 4H), 2.89 (s, 3H), 2.71-2.54 (m, 4H), 2.13-1.95 (m, 3H), 1.83-1.79 (m, 2H), 1.64-1.62 (m, 1H), 1.49-1.29 (m, 2H), 1.24 (d, *J* = 6.0 Hz, 3H), 1.19 (d, *J* = 6.0 Hz, 3H), 1.05 (q, *J* = 12.3 Hz, 2H).

[1054] Cpd. No. 231: 3-(4-((14-(4-((1*S*,4*r*)-4-(((4-((*S*)-1-(4-chlorophenyl)-7-isopropoxy-6-methoxy-3-oxo-3,4-dihydroisoquinolin-2(1*H*)-yl)phenyl)(methyl)amino)methyl)cyclohexyl)piperazin-1-yl)-14-oxo-3,6,9,12-tetraoxatetradecyl)amino)-1-oxoisoindolin-2-yl)piperidine-2,6-dione; ¹H NMR (400 MHz, DMSO-*d*₆) δ 11.01 (s, 1H), 9.76 (s, 1H), 7.36 (s, 4H), 7.29-7.27 (m, 2H), 7.04 (s, 1H), 6.94-6.92 (m, 4H), 6.87-6.78 (m, 3H), 6.66-6.56 (m, 2H), 5.95 (s, 1H), 5.12 (dd, *J* = 13.2, 5.1 Hz, 1H), 4.48-4.44 (m, 2H), 4.29-4.18 (m, 2H), 4.18-4.09 (m, 2H), 3.91 (d, *J* = 19.8 Hz, 1H), 3.74 (s, 3H), 3.65-3.47 (m, 16H), 3.33 (m, 3H), 3.21-3.02 (m, 4H), 2.89-2.83 (m, 6H), 2.67-2.57 (m, 1H), 2.40-2.21 (m, 2H), 2.10-1.95 (m, 3H), 1.81 (d, *J* = 12.5 Hz, 2H), 1.65-1.61 (m, 1H), 1.24 (d, *J* = 6.0 Hz, 3H), 1.19 (d, *J* = 6.0 Hz, 3H), 1.05 (q, *J* = 12.3 Hz, 2H).

[1055] Cpd. No. 232: 2-(2-(2-(2-(4-((1*S*,4*R*)-4-(((4-((*S*)-1-(4-chlorophenyl)-7-isopropoxy-6-methoxy-3-oxo-3,4-dihydroisoquinolin-2(1*H*)-yl)phenyl)(methyl)amino)methyl)cyclohexyl)piperazin-1-yl)ethoxy)ethoxy)ethoxy)-N-(2-(2,6-dioxopiperidin-3-yl)-1-oxoisoindolin-4-yl)acetamide; ¹H NMR (400 MHz, DMSO-*d*₆) δ 11.02 (s, 1H), 9.78 (brs, 1H), 7.76 (d, *J* = 8.0 Hz, 1H), 7.56-7.36 (m, 2H), 7.36 (s, 4H), 7.04 (s, 1H), 6.95-6.86 (m, 3H), 6.84 (s, 2H), 6.65-6.48 (m, 3H), 5.95 (s, 1H), 5.12 (dd, *J* = 13.2, 5.1 Hz, 1H), 4.51-4.27 (m, 2H), 4.17 (s, 1H), 3.97-3.90 (m, 1H), 3.74 (s, 3H), 3.70-3.50 (m, 16H), 3.30-3.20 (m, 3H), 3.15 (m, 7H), 2.89 (d, *J* = 6.5 Hz,

4H), 2.56 (t, $J = 5.5$ Hz, 1H), 2.10-1.95 (m, 3H), 1.81 (d, $J = 12.5$ Hz, 2H), 1.65-1.61 (m, 1H), 1.24 (d, $J = 6.0$ Hz, 3H), 1.19 (d, $J = 6.0$ Hz, 3H), 1.05 (q, $J = 12.3$ Hz, 2H).

[1056] Cpd. No. 234: 4-((15-(4-((1*S*,4*R*)-4-(((4-((*S*)-1-(4-chlorophenyl)-7-isopropoxy-6-methoxy-3-oxo-3,4-dihydroisoquinolin-2(1*H*)-yl)phenyl)(methyl)amino)methyl)cyclohexyl)piperazin-1-yl)-15-oxo-3,6,9,12-tetraoxapentadecyl)amino)-2-(2,6-dioxopiperidin-3-yl)isoindoline-1,3-dione; ^1H NMR (400 MHz, DMSO- d_6) δ 11.09 (s, 1H), 9.55 (s, 1H), 7.59 (dd, $J = 8.6, 7.1$ Hz, 1H), 7.36 (s, 4H), 7.15 (d, $J = 8.6$ Hz, 1H), 7.09 – 6.98 (m, 2H), 6.91 (d, $J = 8.9$ Hz, 2H), 6.84 (s, 1H), 6.68 – 6.51 (m, 3H), 5.94 (s, 1H), 5.06 (dd, $J = 12.9, 5.4$ Hz, 1H), 4.46 (dq, $J = 12.2, 5.8$ Hz, 2H), 4.10 (d, $J = 14.1$ Hz, 2H), 3.91 (d, $J = 19.8$ Hz, 2H), 3.62 (td, $J = 6.0, 3.8$ Hz, 4H), 3.59 – 3.52 (m, 4H), 3.59- 3.40 (m, 15H), 3.13 (d, $J = 6.8$ Hz, 2H), 3.05-3.00 (m, 2H), 2.97 (s, 3H), 3.95– 2.82 (m, 2H), 2.55-2.50 (m, 3H), 2.10-1.90 (m, 3H), 1.80 (d, $J = 12.5$ Hz, 2H), 1.64-1.60 (m, 2H), 1.43-1.36 (m, 2H), 1.24 (d, $J = 6.0$ Hz, 3H), 1.19 (d, $J = 6.0$ Hz, 3H), 1.04 (q, $J = 12.2$ Hz, 2H).

[1057] Cpd. No. 235: 4-((2-(2-(2-(3-(4-((1*S*,4*R*)-4-(((4-((*S*)-1-(4-chlorophenyl)-7-isopropoxy-6-methoxy-3-oxo-3,4-dihydroisoquinolin-2(1*H*)-yl)phenyl)(methyl)amino)methyl)cyclohexyl)piperazin-1-yl)-3-oxopropoxy)ethoxy)ethoxy)ethyl)amino)-2-(2,6-dioxopiperidin-3-yl)isoindoline-1,3-dione; ^1H NMR (400 MHz, DMSO- d_6) δ 11.09 (s, 1H), 9.57 (s, 1H), 7.59 (dd, $J = 8.6, 7.1$ Hz, 1H), 7.36 (s, 4H), 7.15 (d, $J = 8.6$ Hz, 1H), 7.09-6.98 (m, 2H), 6.95-6.88 (m, 2H), 6.84 (s, 1H), 6.59 (m, 3H), 5.94 (s, 1H), 5.06 (dd, $J = 12.9, 5.4$ Hz, 1H), 4.45 (p, $J = 6.1$ Hz, 2H), 4.16-4.03 (m, 1H), 3.91-3.85 (m, 1H), 3.74 (s, 3H), 3.65-3.60 (m, 4H), 3.59– 3.25 (m, 14H), 3.13 (d, $J = 6.8$ Hz, 2H), 3.05-3.00 (m, 2H), 2.97 (s, 3H), 3.95-2.82 (m, 2H), 2.55-2.50 (m, 3H), 2.10-1.90 (m, 3H), 1.80 (d, $J = 12.5$ Hz, 2H), 1.64-1.60 (m, 2H), 1.43-1.36 (m, 2H), 1.24 (d, $J = 6.0$ Hz, 3H), 1.19 (d, $J = 6.0$ Hz, 3H), 1.04 (q, $J = 12.2$ Hz, 2H).

[1058] Cpd. No. 236: (2*S*,4*R*)-1-((*S*)-17-(*tert*-butyl)-1-(4-((1*S*,4*R*)-4-(((4-((*S*)-1-(4-chlorophenyl)-7-isopropoxy-6-methoxy-3-oxo-3,4-dihydroisoquinolin-2(1*H*)-yl)phenyl)(methyl)amino)methyl)cyclohexyl)piperazin-1-yl)-15-oxo-3,6,9,12-tetraoxa-16-azaoctadecan-18-oyl)-4-hydroxy-N-((*S*)-1-(4-(4-methylthiazol-2-yl)phenyl)ethyl)pyrrolidine-2-carboxamide; ^1H NMR (400 MHz, DMSO- d_6) δ 9.00 (s, 1H), 8.37 (d, $J = 7.7$ Hz, 1H), 7.87 (d, $J = 9.3$ Hz, 1H), 7.51-7.42 (m, 2H), 7.42-7.36 (m, 2H), 7.36 (s, 4H), 7.03 (s, 1H), 6.98-6.88 (m, 2H), 6.84 (s, 1H), 6.59 (d, $J = 8.9$ Hz, 2H), 5.94 (s, 1H), 4.92 (t, $J = 7.2$ Hz, 1H), 4.54 (d, $J = 9.4$ Hz, 1H), 4.50-4.38 (m, 2H), 4.29

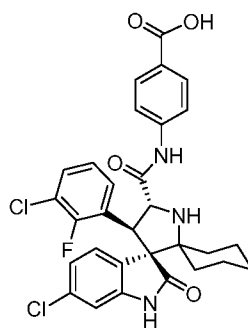
(brs, 1H), 3.91 (d, $J = 19.8$ Hz, 1H), 3.74 (s, 3H), 3.69-3.54 (m, 15H), 3.53-3.44 (m, 11H), 3.30-3.22 (m, 3H), 3.18 (s, 3H), 3.15 (d, $J = 6.9$ Hz, 2H), 2.90 (s, 3H), 2.46 (s, 3H), 2.39-2.31 (m, 2H), 2.10-2.00 (m, 3H), 1.87-1.74 (m, 3H), 1.65-1.61 (m, 2H), 1.38 (d, $J = 6.9$ Hz, 3H), 1.24 (d, $J = 6.0$ Hz, 3H), 1.19 (d, $J = 6.0$ Hz, 3H), 1.07 (q, $J = 12.3$ Hz, 2H), 0.94 (s, 9H).

[1059] Cpd. No. 237: 1-(4-((1*S*,4*R*)-4-(((4-((*S*)-1-(4-chlorophenyl)-7-isopropoxy-6-methoxy-3-oxo-3,4-dihydroisoquinolin-2(1*H*)-yl)phenyl)(methylamino)methyl)cyclohexyl)piperazin-1-yl)-N-(2-(2,6-dioxopiperidin-3-yl)-1-oxoisindolin-4-yl)-3,6,9,12-tetraoxapentadecan-15-amide; ^1H NMR (400 MHz, DMSO- d_6) δ 11.03 (s, 1H), 9.86 (s, 1H), 7.83 (dd, $J = 7.4, 1.6$ Hz, 1H), 7.59-7.46 (m, 2H), 7.36 (s, 4H), 7.03 (s, 1H), 6.91 (d, $J = 8.9$ Hz, 2H), 6.84 (s, 1H), 6.71-6.50 (m, 2H), 5.94 (s, 2H), 5.16 (dd, $J = 13.2, 5.1$ Hz, 1H), 4.45 (dt, $J = 12.3, 6.2$ Hz, 1H), 4.36 (d, $J = 10.0$ Hz, 1H), 3.91 (d, $J = 19.8$ Hz, 2H), 3.74 (s, 5H), 3.64-3.43 (m, 17H), 3.20-3.10 (m, 9H), 2.90 (d, $J = 2.2$ Hz, 3H), 2.65-2.60 (m, 2H), 2.48-2.42 (m, 2H), 2.39-2.24 (m, 1H), 2.00-1.90 (m, 3H), 1.86-1.76 (m, 2H), 1.65-1.60 (m, 2H), 1.47-1.33 (m, 2H), 1.24 (d, $J = 6.0$ Hz, 3H), 1.19 (d, $J = 6.0$ Hz, 3H), 1.12-0.97 (m, 2H).

EXAMPLE 21

In vitro activity

[1060] Cell growth inhibitory activity of representative MDM2 protein degraders was determined using CellTiter-Glo® Luminescent Cell Viability Assay. Cells were seeded in 384-well white opaque cell culture plates at a density of 2,000 cells/well with serially diluted compounds and incubated at 37°C in an atmosphere of 95% air and 5% CO₂ for 4 days. Cell viability was determined using the CellTiter-Glo® Luminescent Cell Viability Assay Kit (Promega, Madison, WI) according to the manufacture's instruction. Briefly, a volume of CellTiter-Glo® Reagent equal to the volume of cell culture medium was added to each well, and then the plates were incubated at room temperature for 10-20 minutes. The luminescent signal was measured using a Tecan Infinite M1000 multimode microplate reader (Tecan, Morrisville, NC). The half maximal inhibitory concentration (IC₅₀) was calculated using the GraphPad Prism 5 software (GraphPad Software, La Jolla, CA). Cpd. A (a MDM2 inhibitor; *see* Compound Example No. 22 of US 8,629,141) has an IC₅₀ of 0.086 μM in the RS4;11 cell line and an IC₅₀ of 0.100 μM in the MV4-11 cell line. The structure of Cpd. A is:



Cpd. A

Table 3

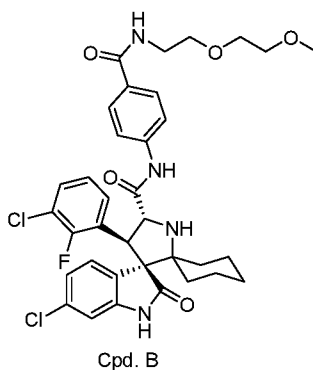
Cpd. No.	Cell Growth Inhibition IC ₅₀ (μM)	
	RS4;11	MV4-11
1	0.233	0.416
2	0.085	0.157
3	0.022	0.0056
4	0.014	0.006
5	0.0022	0.015
6	0.038	0.037
7	0.015	0.020
9	0.010	0.163
10	0.012	
11	0.030	0.042
12	0.10	
13	0.0074	0.0052
14	0.0085	0.0076
15	0.0044	0.002
16	0.0047	0.0027
17	0.019	0.021
18	0.0074	0.0052
20	0.0085	0.0076
21	0.0044	0.002
22	0.0047	0.0027
23	0.019	0.021
24	0.007	0.005
25	0.0074	
26	0.008	
27	0.0046	
28	0.007	
29	0.015	
30	0.013	
31	0.0018	
32	0.023	
33	0.0029	
34	0.0178	
35	0.0057	
36	0.0374	

37	0.0038	
38	0.046	
39	0.0015	
41	0.991	
42	0.677	
43	0.445	
45	0.035	
46	0.02	0.02
47	0.26	0.16
48	0.19	0.13
52	0.0015	
53	0.0052	
57	0.013	
58	0.014	
60	0.404	
61	0.098	

EXAMPLE 22

MDM2 degradation and p53 activation in the RS4;11 cell line

[1061] RS4;11 cells were treated with Cpd. A, Cpd. B, Cpd. No. 15, and Cpd. No. 22 for 2 hours, then harvested and lysed. The cell lysates were subjected to western blotting analysis. *See* Fig. 1. The protein level of MDM2 was significantly decreased after treatment with Cpd. No. 15 and Cpd. No. 22 as compared to Cpd. A, indicating MDM2 degradation. The structure of Cpd. B is:



EXAMPLE 23

MDM2 degradation and p53 activation in the MV-4-11 cell line

[1062] MV-4-11 cells were treated with Cpd. A, Cpd. B, Cpd. No. 15, and Cpd. No. 22 for 2 hours, then harvested and lysed. The cell lysates were subjected to western blotting analysis. *See* Fig. 2. The protein level of MDM2 was significantly decreased after

treatment with Cpd. No. 15 and Cpd. No. 22 as compared to Cpd. A, indicating MDM2 degradation.

EXAMPLE 24

Activation of p53 downstream target genes by the MDM2 degraders

[1063] RS4;11 cells were treated with Cpd. A (0.3 μ M), Cpd. No. 15 (10 nM), and Cpd. No. 22 (10 nM) for 3, 6, or 12 hours, and then harvested and washed. Cellular mRNA samples were extracted from the cells and then subjected to Reverse Transcription and quantitative real-time PCR for the analysis of the mRNA levels of three representative p53 target genes: *p21*, that induces cell cycle arrest, and *PUMA* and *BAX* that leads to apoptosis. Significant activation of these p53 downstream target genes was detected with Cpd. A, Cpd. No. 15, and Cpd. No. 22. See Fig. 3, Fig. 4, and Fig. 5.

EXAMPLE 25

MDM2 degradation by Compounds of the Disclosure

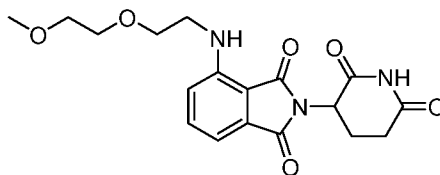
[1064] RS4;11 cells were pre-incubated with the proteasome inhibitor MG-132 (20 μ M) or without any pre-incubation for 2 hours. Next, the cells were treated with Cpd. A (0.3 μ M), Cpd. No. 14 (0.03 μ M), Cpd. No. 15 (0.01 μ M), and Cpd. No. 22 (0.01 μ M) for 2 hours, then harvested and lysed. The cell lysates were subject to western blotting analysis. See Fig. 6. In the absence of pre-incubation with MG-132, the protein level of MDM2 was significantly decreased after treatment with the Compounds of the Disclosure as compared to Cpd. A. However, in the presence of MG-132, no significant MDM2 degradation was detected with the Compounds of the Disclosure, indicating that the degradation of MDM2 by the Compounds of the Disclosure is proteasome dependent.

EXAMPLE 26

MDM2 degradation by Compounds of the Disclosure is cereblon (CRBN)-dependent

[1065] RS4;11 cells were pre-incubated with different concentrations of Cpd. C to compete for the binding of phthalimide to CRBN, or DMSO, for 2 hours before adding Cpd. A, Cpd. No. 14, Cpd. No. 15, and Cpd. No. 22. The cells were then co-treated with 10, 20, or 30 μ M Cpd. C and increasing concentrations of Cpd. A, Cpd. No. 14, Cpd. No. 15, and Cpd. No. 22 for 4 days, with a starting cell concentration of ~15,000/well. Cell growth inhibition was determined by the WST assay. See Tables 4, 5, and 6. Significant rightward shifts of the dose response curves were observed with Cpd.

No. 14, Cpd. No. 15, and Cpd. No. 22 with co-treatment of Cpd. C. The structure of Cpd. C is:



Cpd. C

Table 4

	LogIC50	HillSlope	IC50
Cpd. A	-1.030	-1.496	0.09329
Cpd. A + 10 uM Cpd. C	-1.317	-1.569	0.04814
Cpd. A + 20 uM Cpd. C	-1.409	-1.406	0.03898
Cpd. A + 30 uM Cpd. C	-1.438	-1.411	0.03650
Cpd. No. 14	-2.147	-1.996	0.007133
Cpd. 14 + 10 uM Cpd. C	-1.244	-1.705	0.05697
Cpd. 14 + 20 uM Cpd. C	-1.091	-1.667	0.08110
Cpd. 14 + 30 uM Cpd. C	-1.111	-1.600	0.07738

Table 5

	LogIC50	HillSlope	IC50
Cpd. A	-1.030	-1.496	0.09329
Cpd. A + 10 uM Cpd. C	-1.317	-1.569	0.04814
Cpd. A + 20 uM Cpd. C	-1.409	-1.406	0.03898
Cpd. A + 30 uM Cpd. C	-1.438	-1.411	0.03650
Cpd. No. 15	-2.312	-1.839	0.004871
Cpd. 15 + 10 uM Cpd. C	-1.356	-1.654	0.04401
Cpd. 15 + 20 uM Cpd. C	-1.167	-1.540	0.06815
Cpd. 15 + 30 uM Cpd. C	-1.205	-1.416	0.06236

Table 6

	LogIC50	HillSlope	IC50
Cpd. A	-1.030	-1.496	0.09329
Cpd. A + 10 uM Cpd. C	-1.317	-1.569	0.04814
Cpd. A + 20 uM Cpd. C	-1.409	-1.406	0.03898
Cpd. A + 30 uM Cpd. C	-1.438	-1.411	0.03650
Cpd. No. 22	-2.242	-1.803	0.005727
Cpd. 22 + 10uM Cpd. C	-1.209	-1.701	0.06174
Cpd. 22 + 20 uM Cpd. C	-1.048	-1.530	0.08960
Cpd. 22 + 30 uM Cpd. C	-1.080	-1.341	0.08324

EXAMPLE 27

MDM2 degradation by Compounds of the Disclosure is cereblon (CRBN)-dependent

- [1066] RS4;11 cells were pre-incubated with 30 μ M Cpd. C to compete for the binding of phthalimide to CRBN, or DMSO, for 2 hours before adding Cpd. A, Cpd. No. 14, Cpd. No. 15, and Cpd. No. 22. In the Western blot RS4;11 cells were then co-treated with the indicated compounds at the indicated concentrations after pre-incubation. *See* Fig. 7. These data suggest that both MDM2 degradation and p53 activation by Cpd. No. 14, Cpd. No. 15, and Cpd. No. 22 were significantly competed by Cpd. C, indicating that they are CRBN binding-dependent.

EXAMPLE 28

Cell growth inhibitory activity of Compounds of the Disclosure is p53-dependent.

- [1067] RS4;11 cells with stable shRNA knockdown of p53 or those transfected shRNA control vector were treated with Cpd. A, Cpd. B, Cpd. No. 14, Cpd. No. 21, Cpd. No. 15, and Cpd. No. 22 for 4 days, with a cell concentration of \sim 15,000/well. Cell growth inhibition was determined by WST assay. *See* Table 7 (p53) and Table 8 (control). Significant increases in IC₅₀ of the Compounds of the Disclosure in the p53 knockdown RS4;11 cells were observed compared with that in the sh control cells. These result show that activities of the Compounds of the Disclosure are largely p53-dependent. The p53 knockdown efficiency was determined by western blot for p53 protein levels with or without treatment of Cpd. A (1 μ M) for 2 hours. *See* Fig. 8.

Table 7 - RS4;11 sh p53

	Cpd. A	Cpd. B	Cpd. 14	Cpd. 21	Cpd. 15	Cpd. 22
LogIC ₅₀	0.9926	0.7537	-0.3000	0.6196	-0.9565	-0.8628
HillSlope	-0.4240	-0.7973	-0.4731	-0.4410	-0.8905	-0.8833
IC ₅₀	9.832	5.671	0.5012	4.165	0.1105	0.1371

Table 8 - RS4;11 sh Control

	Cpd. A	Cpd. B	Cpd. 14	Cpd. 21	Cpd. 15	Cpd. 22
LogIC ₅₀	-1.011	-1.069	-2.014	-1.882	-2.127	-2.025
HillSlope	-1.155	-0.9620	-1.475	-1.448	-1.626	-1.567
IC ₅₀	0.09748	0.08528	0.009674	0.01311	0.007469	0.009445


- [1068] It is to be understood that the foregoing embodiments and exemplifications are not intended to be limiting in any respect to the scope of the disclosure, and that the

claims presented herein are intended to encompass all embodiments and exemplifications whether or not explicitly presented herein

[1069] All patents and publications cited herein are fully incorporated by reference in their entirety.

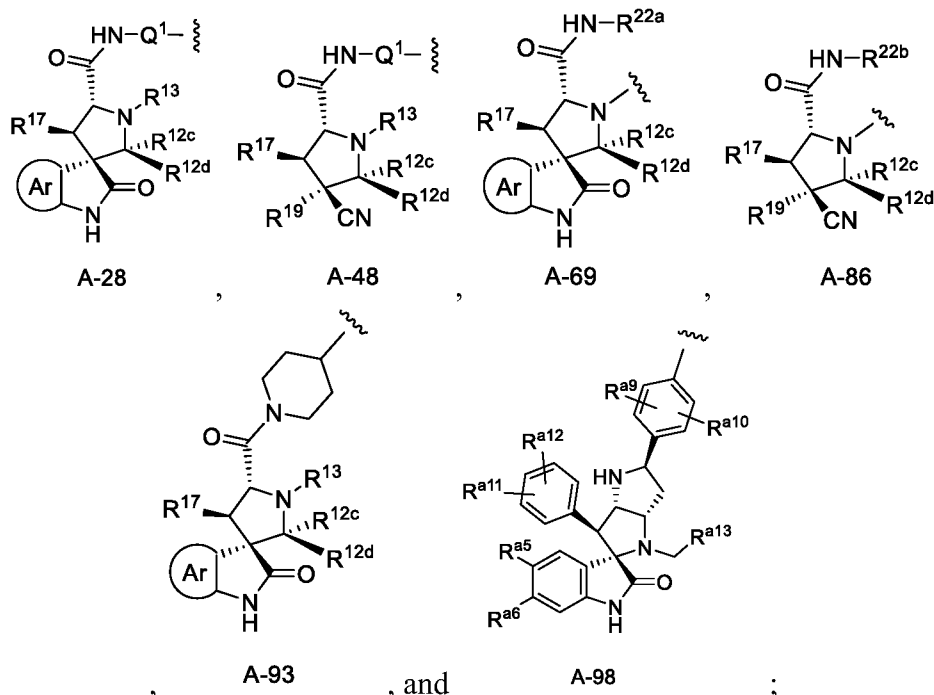
What is claimed is:

1. A compound having Formula **I-A**:



or a pharmaceutically acceptable salt or solvate thereof, wherein:

A^1 is selected from the group consisting of:



R^{12c} and R^{12d} are independently selected from the group consisting of hydrogen and optionally substituted C_{1-8} alkyl; or

R^{12c} and R^{12d} taken together with the carbon atom to which they are attached form a 4- to 8-membered optionally substituted cycloalkyl or a 4- to 8-membered optionally substituted heterocyclo;

R^{13} is selected from the group consisting of hydrogen, optionally substituted C_{1-6} alkyl, and heteroalkyl;


R^{17} is selected from the group consisting of optionally substituted aryl and optionally substituted heteroaryl;

R^{19} is selected from the group consisting optionally substituted aryl and optionally substituted heteroaryl;

R^{22a} is selected from the group consisting of optionally substituted cycloalkyl, optionally substituted heterocyclo, optionally substituted aryl, and optionally substituted heteroaryl;

R^{22b} is selected from the group consisting of optionally substituted cycloalkyl, optionally substituted heterocyclo, optionally substituted aryl, and optionally substituted heteroaryl;

Q^1 is selected from the group consisting of alkylene, phenylene, heteroarylene, cycloalkylene, and heterocyclylene;

 is a fused optionally substituted phenyl, fused optionally substituted thienyl, fused optionally substituted pyridyl, or fused optionally substituted pyrimidyl group;

R^{a5} , R^{a6} , R^{a11} , and R^{a12} are each independently selected from the group consisting of hydrogen and halo;

R^{a9} and R^{a10} are independently selected from the group consisting of hydrogen, halo, C_{1-4} alkyl, haloalkyl, alkoxy, and haloalkoxy;

R^{a13} is selected from the group consisting of hydrogen, C_{1-4} alkyl, and C_{3-8} cycloalkyl;

L^1 is $-X^1-L^2-Y^1-$;

X^1 is X^2 ; or

X^1 is absent;

X^2 is selected from the group consisting of $-N(H)C(=O)-$, $-C(=O)N(H)-$, $-C(=O)N(H)S(O)_2-$, $-N(H)C(=O)N(H)-$, $-N(H)C(=O)O-$, $-OC(=O)N(H)-$, $-SO_2-$, $-O-$, $-N(H)-$, $-SO_2N(H)-$, $-N(H)SO_2-$, $-CH_2-$, $-CH=CH-$, and $-C\equiv C-$;

L^2 is selected from the group consisting of alkylene, heteroalkylene, $-A^4-(CH_2)_m-W-(CH_2)_n-$ and $-(CH_2)_m-W-(CH_2)_n-O-(CH_2)_v-$; or

L^2 is absent;

A^4 is selected from the group consisting of 5-membered heteroarylene and 6-membered heteroarylene; or

A^4 is absent;

W is selected from the group consisting of phenylene, 5-membered heteroarylene, 6-membered heteroarylene, heterocyclylene, and cycloalkylene;

m is 0, 1, 2, 3, 4, 5, 6, or 7;

n is 0, 1, 2, 3, 4, 5, 6, 7, or 8;

u is 0, 1, 2, or 3;

v is 1, 2, 3, or 4;

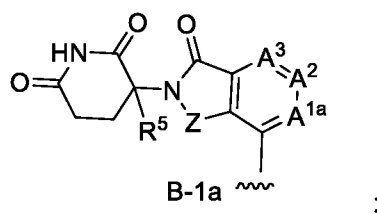
Y^1 is selected from the group consisting of $-C\equiv C-$, $-CH=CH-$, $-CH_2-$, $-O-$, $-N(R^{2b})-$, $-C(=O)N(R^{2c})-$, $-N(R^{2d})C(=O)CH_2O-$, and $-N(R^{2e})C(=O)CH_2N(R^{2f})-$; or

Y^1 is absent;

wherein the carboxamide nitrogen atom of $-N(R^{2d})C(=O)CH_2O-$ and $-N(R^{2e})C(=O)CH_2N(R^{2f})-$, and the carbon atom of $-C(=O)N(R^{2c})-$ is attached to L^2 ;

R^{2a} , R^{2b} , R^{2c} , R^{2d} , R^{2e} , and R^{2f} are each independently selected from the group consisting of hydrogen and C_{1-4} alkyl;

B^1 is



A^{1a} is selected from the group consisting of $-C(R^{16a})=$ and $-N=$;

A^2 is selected from the group consisting of $-C(R^{16b})=$ and $-N=$;

A^3 is selected from the group consisting of $-C(R^{16c})=$ and $-N=$;

G is selected from the group consisting of $-C(R^{16d})=$ and $-N=$;

Z is selected from the group consisting of $-CH_2$ and $-C(=O)-$;

R^5 is selected from the group consisting of hydrogen, methyl, and fluoro;

R^{16a} is selected from the group consisting of hydrogen, halo, and C_{1-4} alkyl;

R^{16b} is selected from the group consisting of hydrogen, halo, and C_{1-4} alkyl;

R^{16c} is selected from the group consisting of hydrogen, halo, and C_{1-4} alkyl;

R^{16d} is selected from the group consisting of hydrogen, halo, and C_{1-4} alkyl;

wherein an optional substituent on the optionally substituted C_{1-8} alkyl or optionally substituted C_{1-6} alkyl is selected from one, two, or three substituents independently chosen from nitro, haloalkoxy, aryloxy, aralkyloxy, alkylthio, sulfonamido, alkylcarbonyl, arylcarbonyl, alkylsulfonyl, arylsulfonyl, carboxy, carboxyalkyl, and cycloalkyl;

wherein an optional substituent on the optionally substituted cycloalkyl or optionally substituted 4- to 8-membered cycloalkyl is selected from one, two, or three substituents independently chosen from halo, nitro, cyano, hydroxy, amino, haloalkyl,

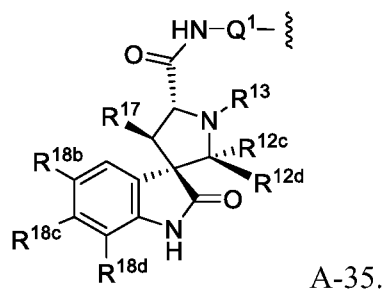
hydroxyalkyl, alkoxy, haloalkoxy, aryloxy, aralkyloxy, alkylthio, carboxamido, sulfonamido, alkylcarbonyl, arylcarbonyl, alkylsulfonyl, arylsulfonyl, carboxy, carboxyalkyl, alkyl, alkenyl, alkynyl, alkoxyalkyl, (amino)alkyl, (carboxamido)alkyl, mercaptoalkyl, and (heterocyclo)alkyl;

wherein an optional substituent on the optionally substituted heterocyclo or optionally substituted 4- to 8-membered heterocyclo is selected from one to four substituents independently selected from halo, nitro, cyano, hydroxy, amino, alkylamino, dialkylamino, haloalkyl, hydroxyalkyl, alkoxy, haloalkoxy, aryloxy, aralkyloxy, alkylthio, carboxamido, sulfonamido, alkylcarbonyl, alkoxycarbonyl, $\text{CF}_3\text{C}(=\text{O})-$, arylcarbonyl, alkylsulfonyl, arylsulfonyl, carboxy, carboxyalkyl, alkyl, alkenyl, alkynyl, alkoxyalkyl, (amino)alkyl, (carboxamido)alkyl, mercaptoalkyl, or (heterocyclo)alkyl;

wherein an optional substituent on the optionally substituted aryl or fused optionally substituted phenyl is selected from one to five substituents independently chosen from halo, nitro, cyano, hydroxy, amino, alkylamino, dialkylamino, haloalkyl, hydroxyalkyl, alkoxy, haloalkoxy, aryloxy, aralkyloxy, alkylthio, carboxamido, sulfonamido, alkylcarbonyl, arylcarbonyl, alkylsulfonyl, arylsulfonyl, carboxy, carboxyalkyl, alkyl, alkenyl, alkynyl, alkoxyalkyl, (amino)alkyl, (carboxamido)alkyl, mercaptoalkyl, or (heterocyclo)alkyl; and

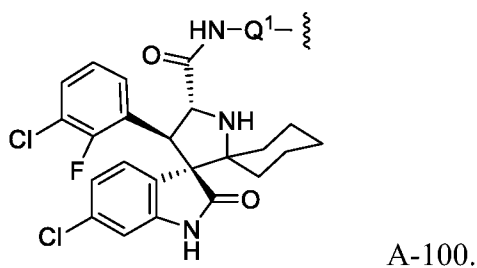
wherein an optional substituent on the optionally substituted heteroaryl, fused optionally substituted thienyl, fused optionally substituted pyridyl, or fused optionally substituted pyrimidyl group is selected from one to four substituents independently chosen from halo, nitro, cyano, hydroxy, amino, alkylamino, dialkylamino, haloalkyl, hydroxyalkyl, alkoxy, haloalkoxy, aryloxy, aralkyloxy, alkylthio, carboxamido, sulfonamido, alkylcarbonyl, arylcarbonyl, alkylsulfonyl, arylsulfonyl, carboxy, carboxyalkyl, alkyl, alkenyl, alkynyl, alkoxyalkyl, (amino)alkyl, (carboxamido)alkyl, mercaptoalkyl, or (heterocyclo)alkyl.

2. The compound according to claim 1, or a pharmaceutically acceptable salt or solvate thereof, wherein A^1 is:

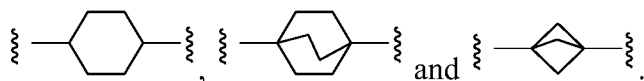


3. The compound according to claim 2, or a pharmaceutically acceptable salt or solvate thereof, wherein:

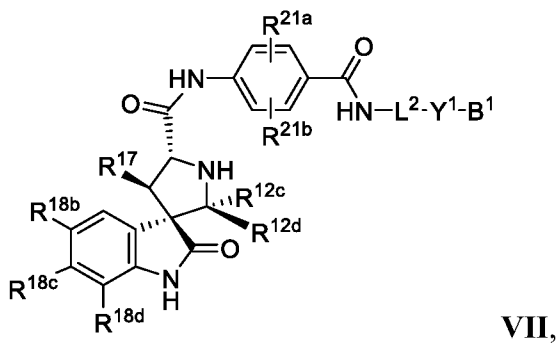
A¹ is:



4. The compound according to claim 3, or a pharmaceutically acceptable salt or solvate thereof, wherein Q¹ is cycloalkylenyl selected from the group consisting of:



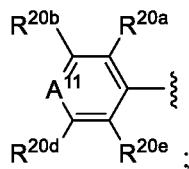
5. The compound according to claim 2, or a pharmaceutically acceptable salt or solvate thereof, having Formula VII:



wherein:

R^{12c} and R^{12d} taken together with the carbon atom to which they are attached form a 4-membered cycloalkyl or 6-membered optionally substituted cycloalkyl;

R^{17} is:



A^{11} is $-C(R^{20c})=$;

R^{20a} , R^{20b} , and R^{20c} are each hydrogen;

R^{20d} and R^{20e} are independently selected from the group consisting of hydrogen and halo;

R^{18b} , R^{18c} , and R^{18d} are each independently selected from the group consisting of hydrogen and halo;

R^{21a} and R^{21b} are each independently selected from the group consisting of hydrogen, halo, C_{1-4} alkyl, haloalkyl, alkoxy, and haloalkoxy; and

wherein an optional substituent on the optionally substituted 4 membered cycloalkyl or optionally substituted 6 membered cycloalkyl is selected from one, two, or three substituents independently chosen from halo, nitro, cyano, hydroxy, amino, haloalkyl, hydroxyalkyl, alkoxy, haloalkoxy, aryloxy, aralkyloxy, alkylthio, carboxamido, sulfonamido, alkylcarbonyl, arylcarbonyl, alkylsulfonyl, arylsulfonyl, carboxy, carboxyalkyl, alkyl, alkenyl, alkynyl, alkoxyalkyl, (amino)alkyl, (carboxamido)alkyl, mercaptoalkyl, and (heterocyclo)alkyl.

6. The compound according to claim 2, or a pharmaceutically acceptable salt or solvate thereof, wherein L^2 is C_{1-12} alkylenyl.

7. The compound according to claim 2, or a pharmaceutically acceptable salt or solvate thereof, wherein L^2 is 3- to 12-membered heteroalkylenyl.

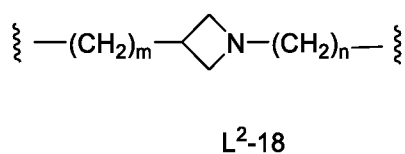
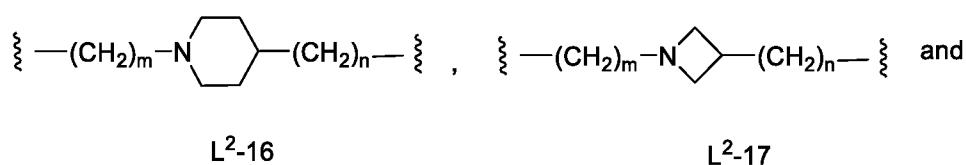
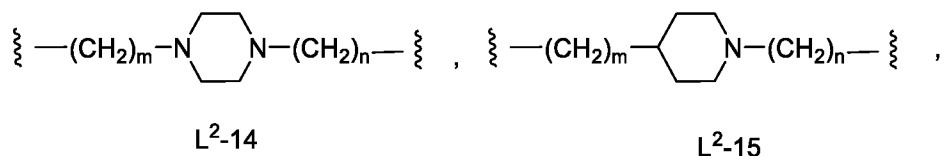
8. The compound according to claim 2, or a pharmaceutically acceptable salt or solvate thereof, wherein:

L^2 is $-A^4-(CH_2)_m-W-(CH_2)_n-$; and

A^4 is absent.

9. The compound according to claim 8, or a pharmaceutically acceptable salt or solvate thereof, wherein W is heterocyclenyl.

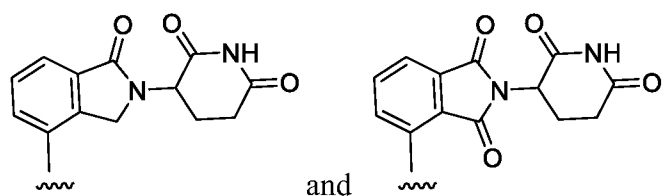
10. The compound according to claim 9, or a pharmaceutically acceptable salt or solvate thereof, wherein L^2 is selected from the group consisting of:



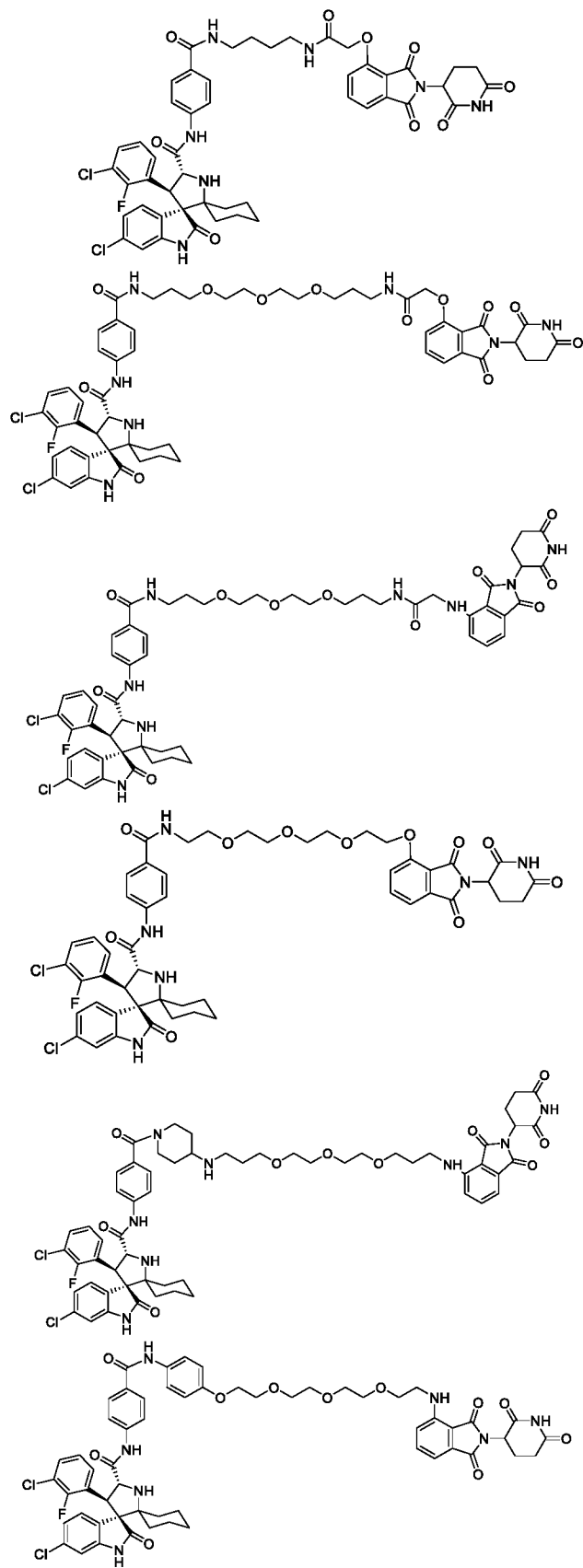
11. The compound according to claim 10, or a pharmaceutically acceptable salt or solvate thereof, wherein m is 0, and n is 0 or 1.

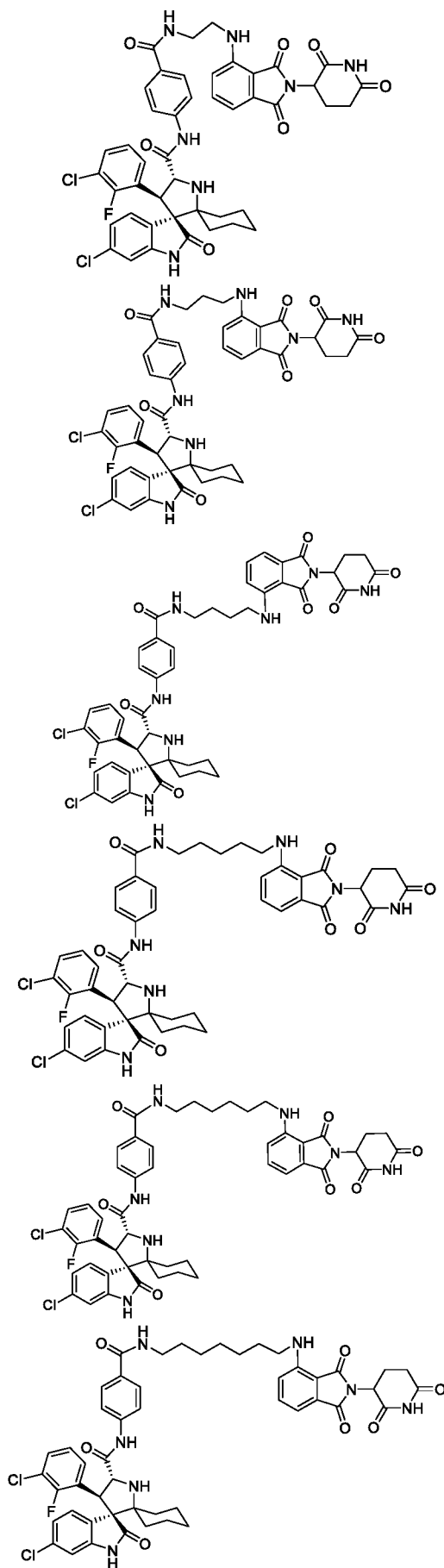
12. The compound according to claim 11, or a pharmaceutically acceptable salt or solvate thereof, wherein Y^1 is $-\text{C}\equiv\text{C}-$.

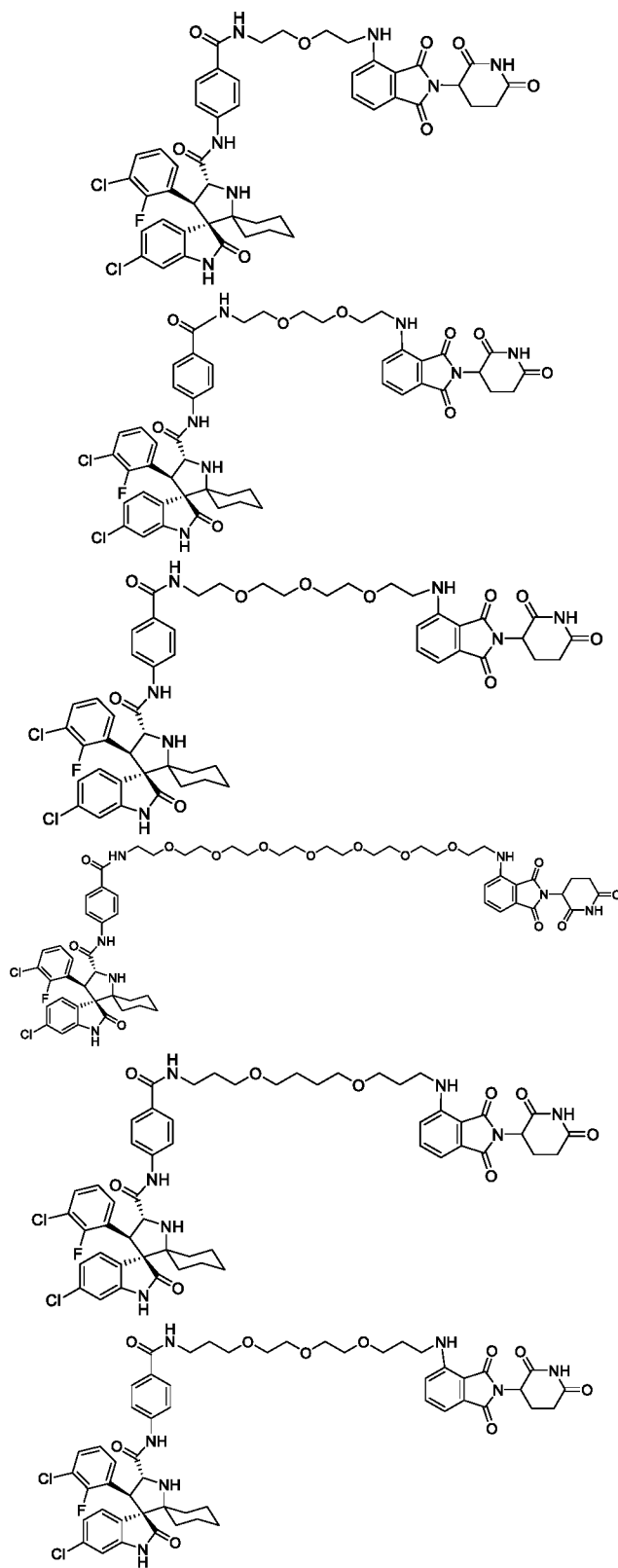
13. The compound according to claim 2, or a pharmaceutically acceptable salt or solvate thereof, wherein B^1 is selected from the group consisting of:

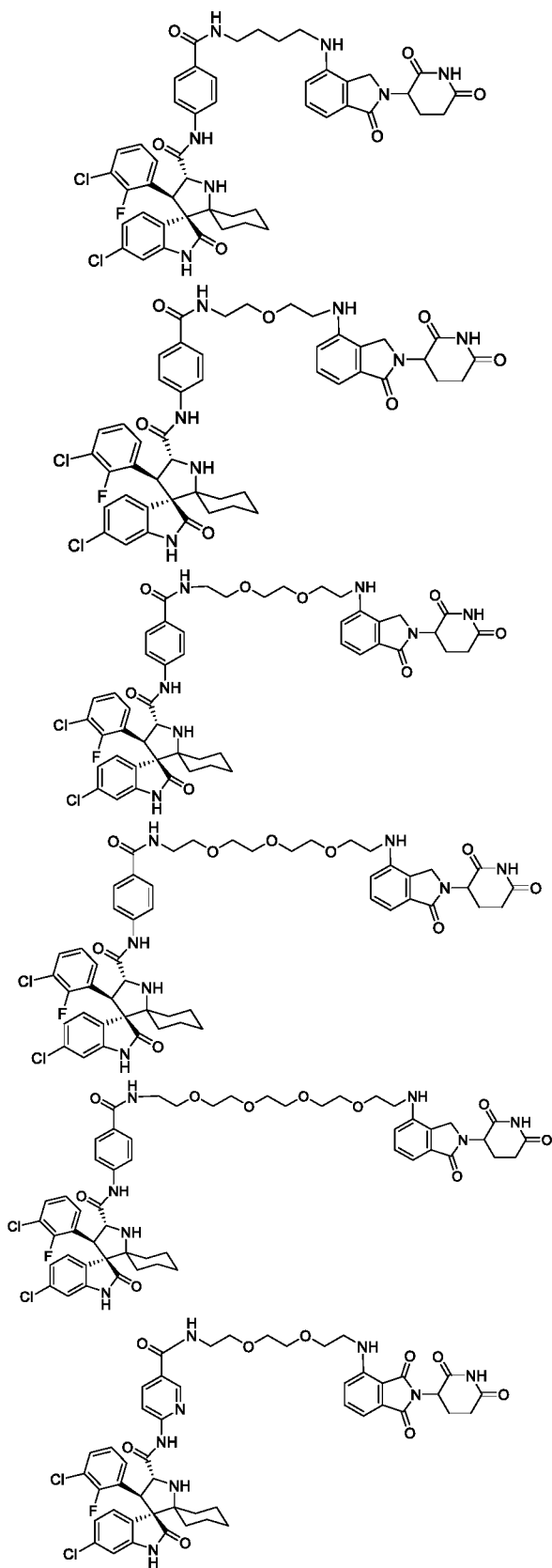


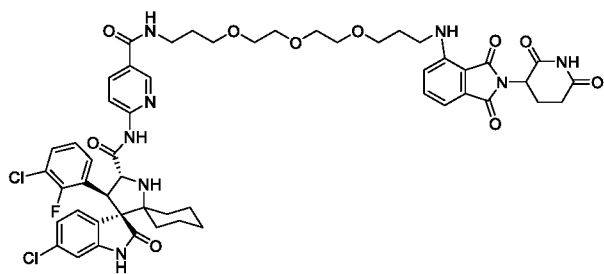
14. The compound according to claim 1, or a pharmaceutically acceptable salt or solvate thereof, selected from the group consisting of:



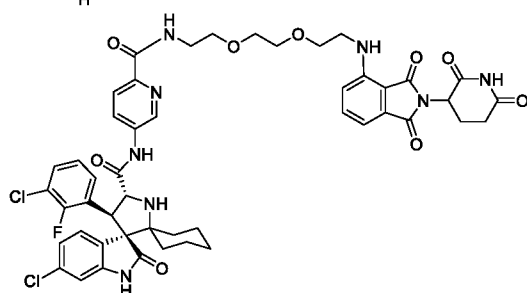




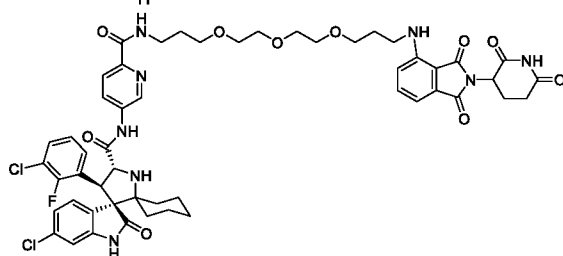




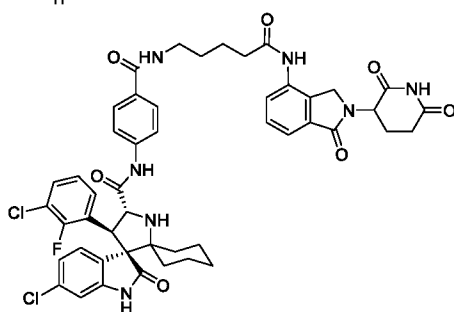
;



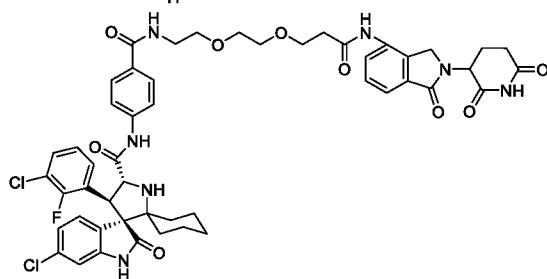
;



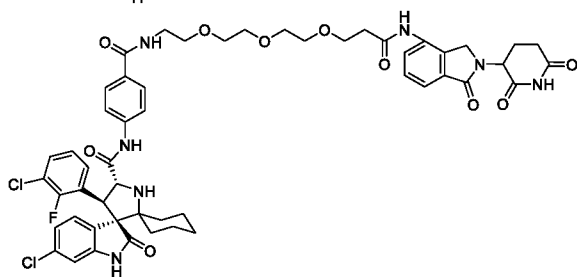
;



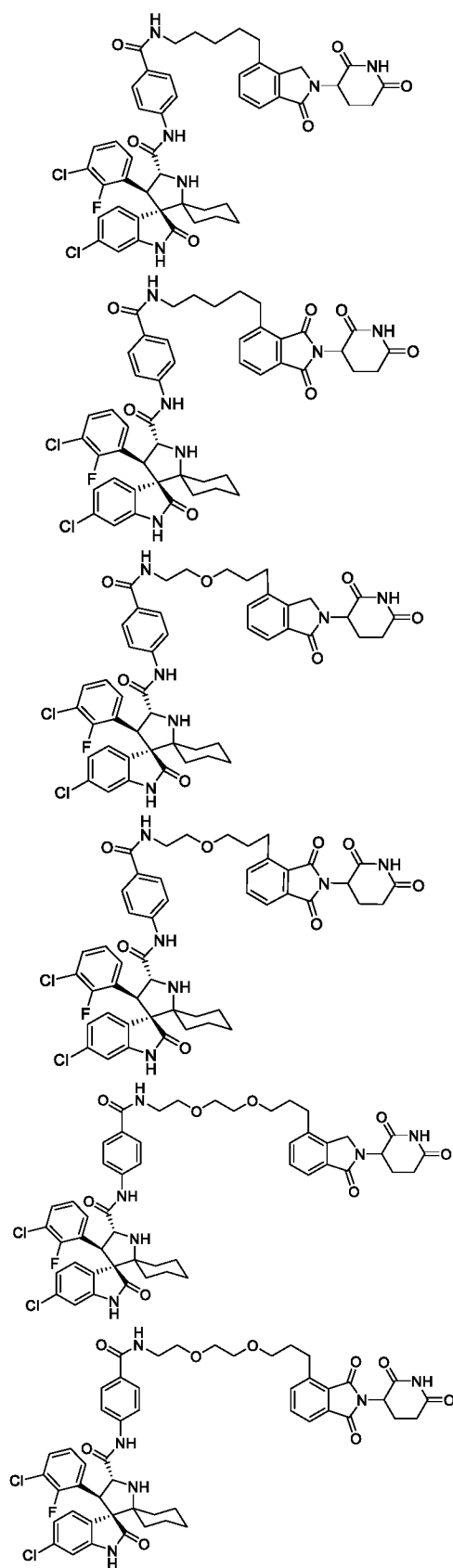
;



;



;



;

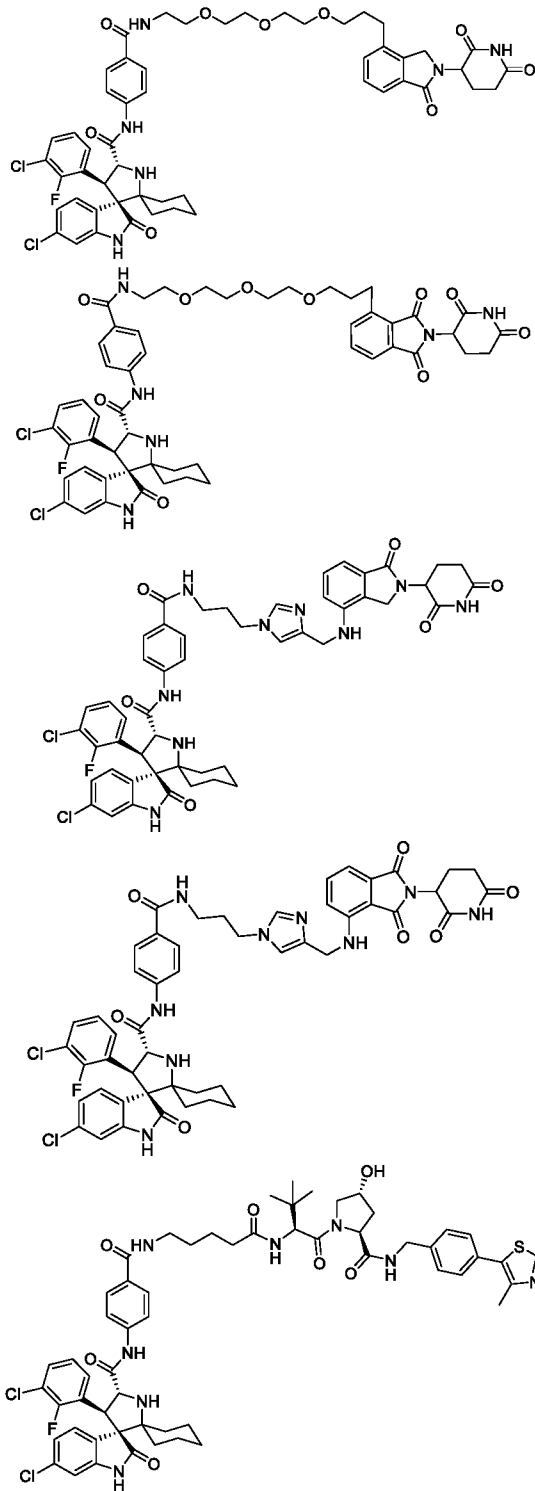
;

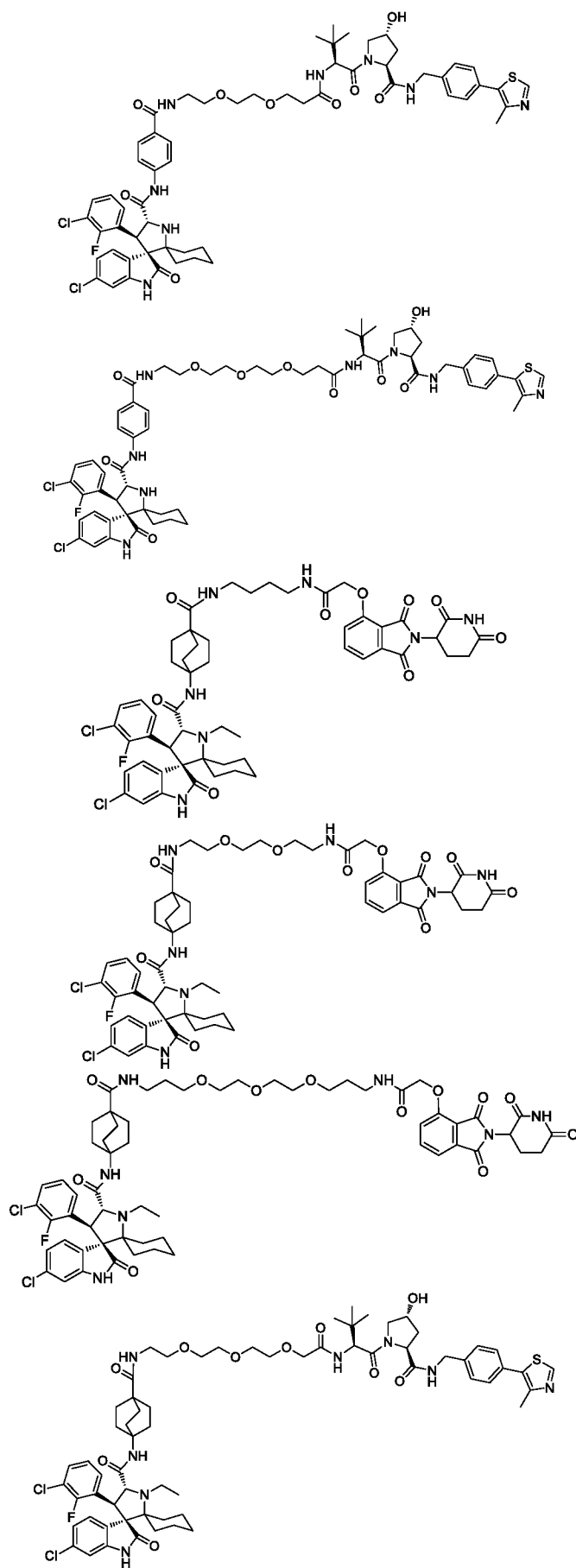
;

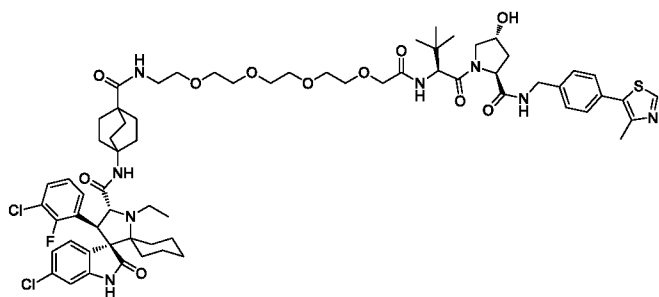
;

;

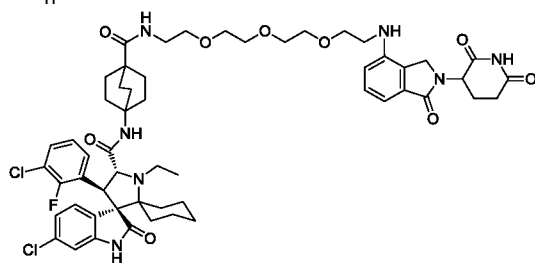
;



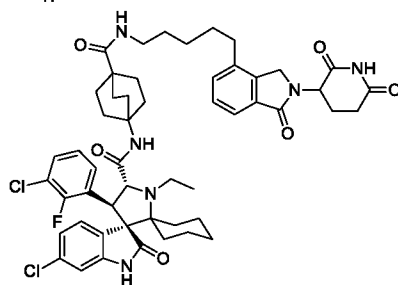




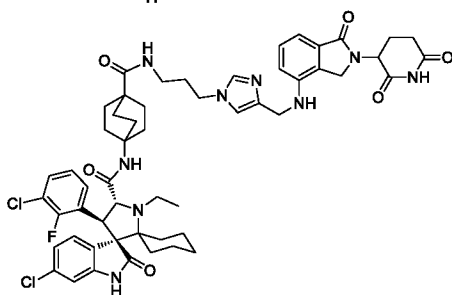
;



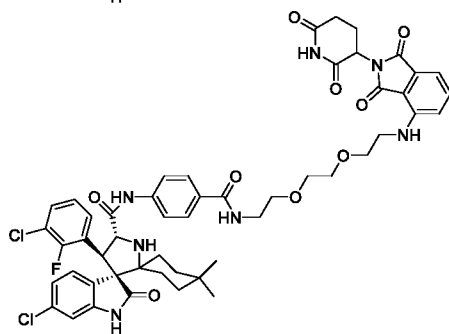
;



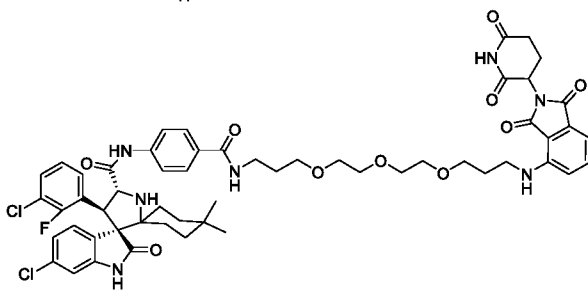
;



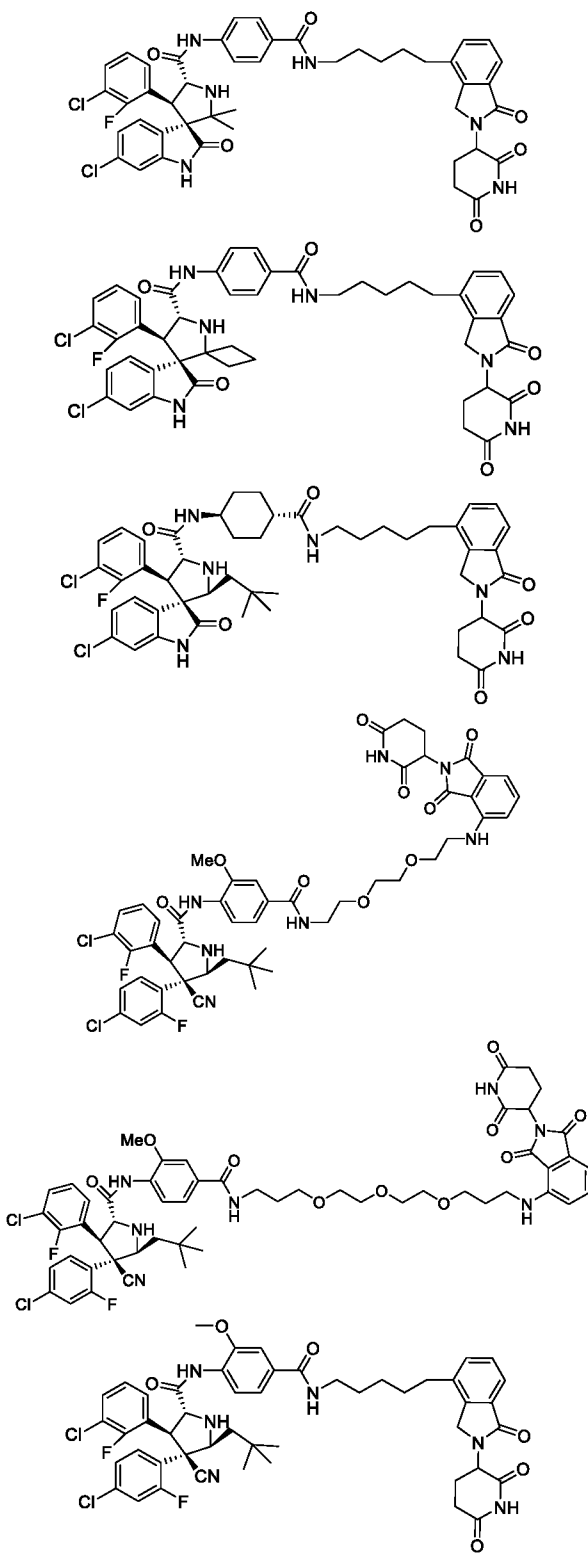
;

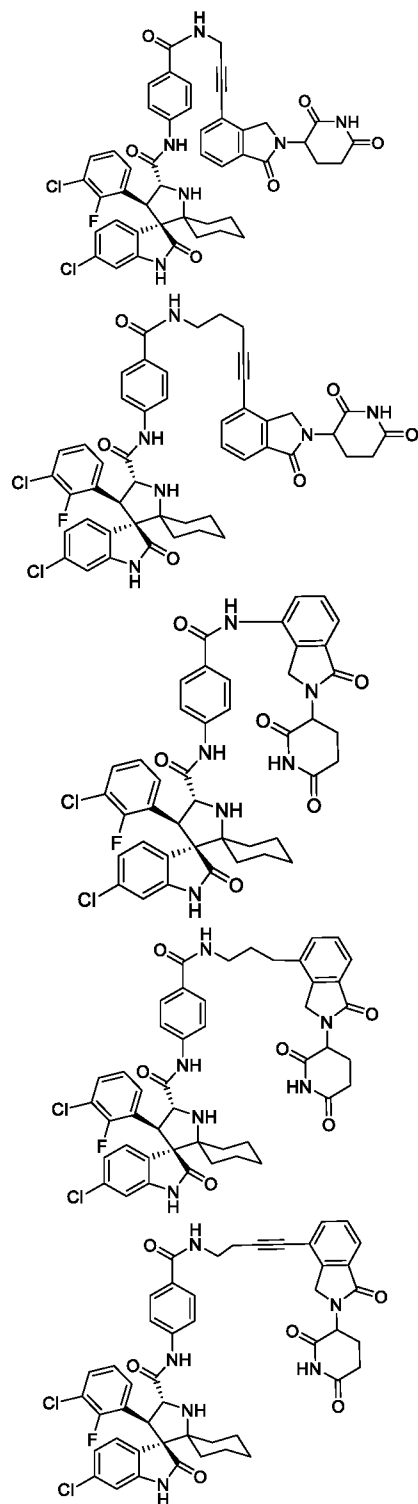


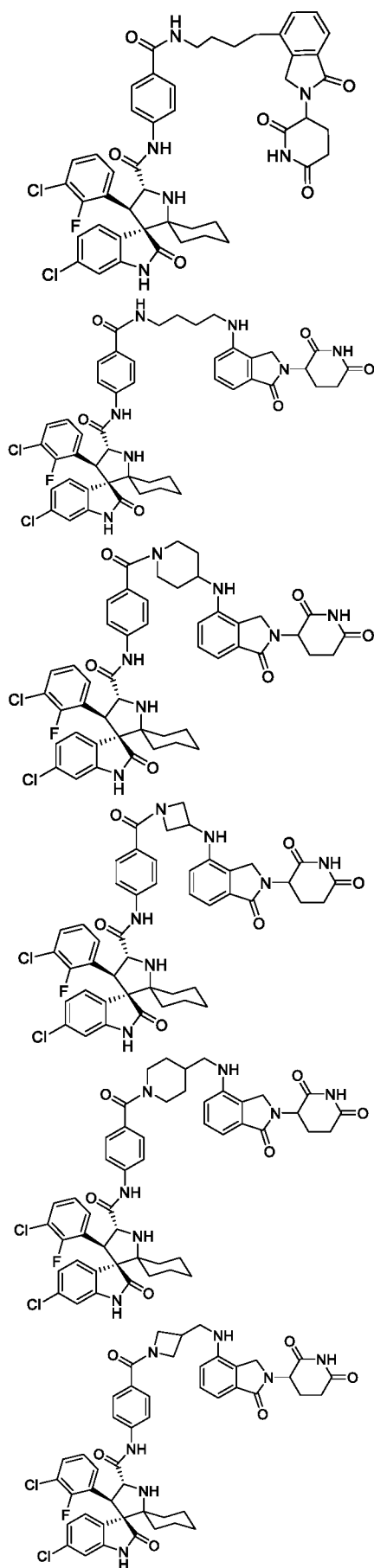
;

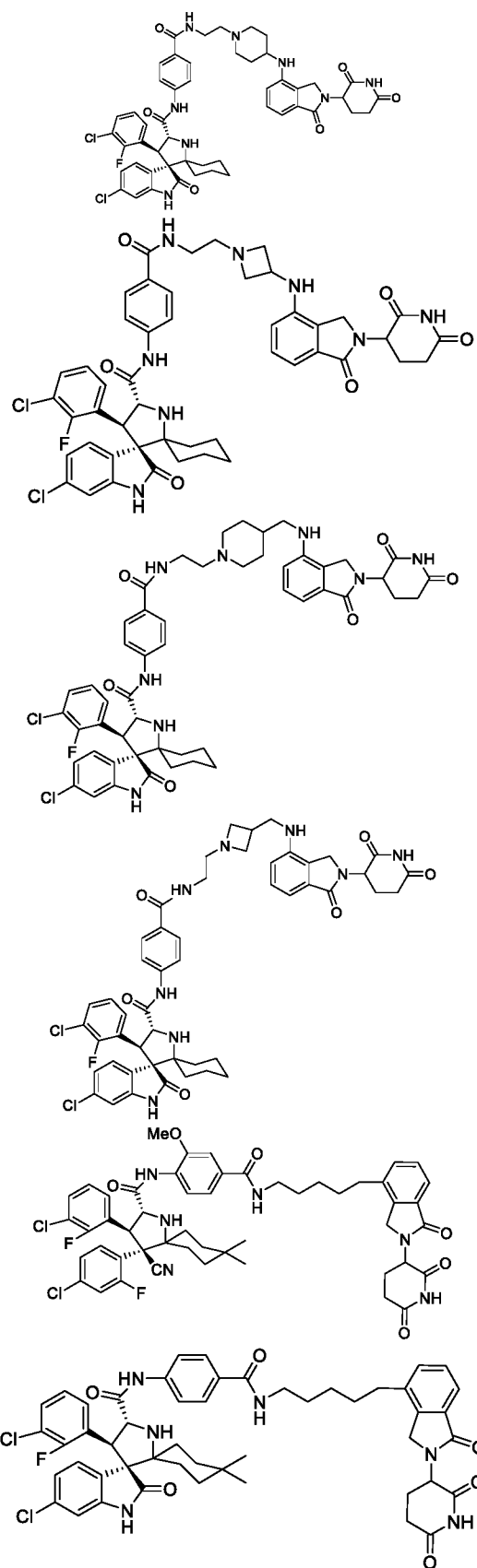


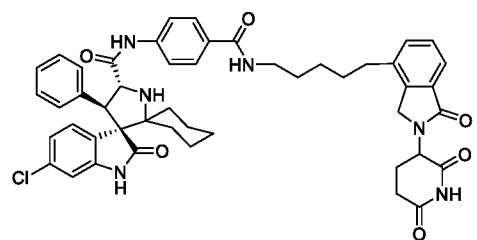
;



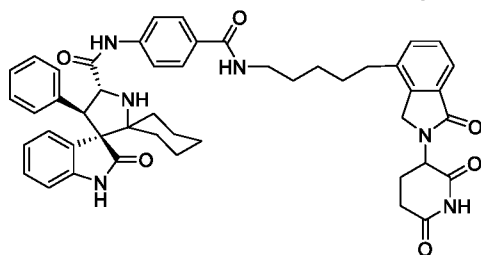




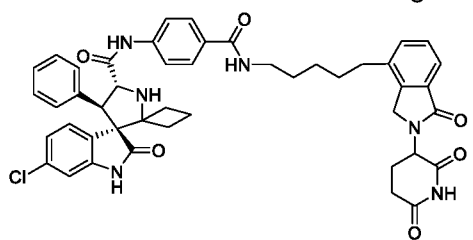




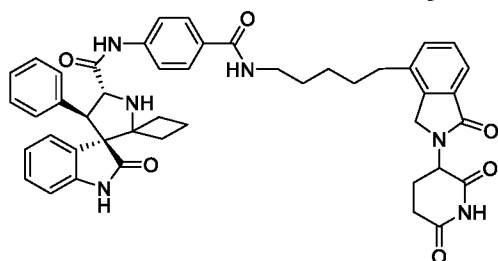
;



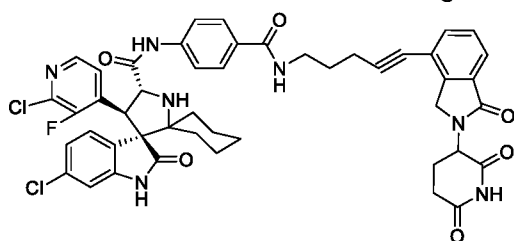
;



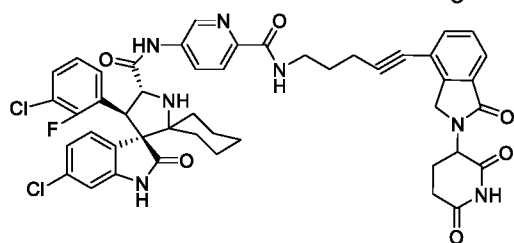
;



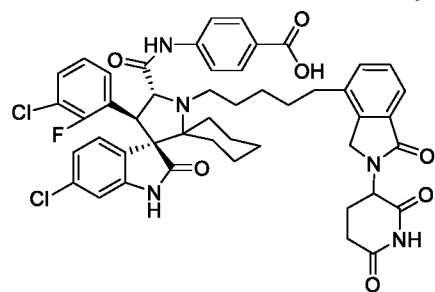
;



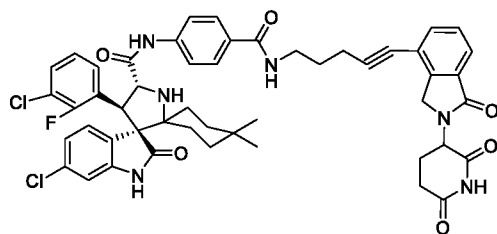
;



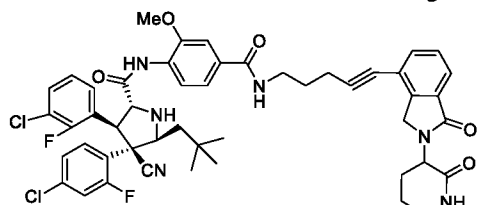
;



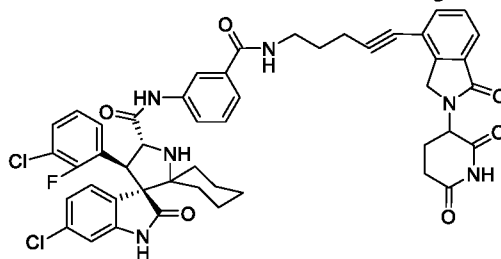
;



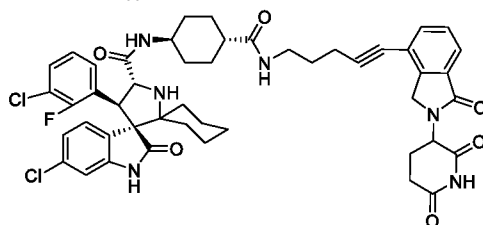
;



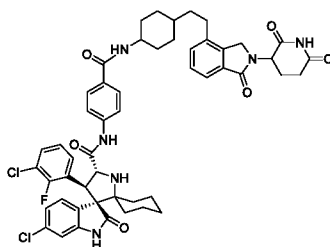
;



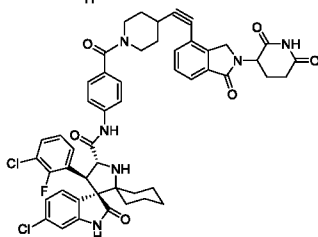
;



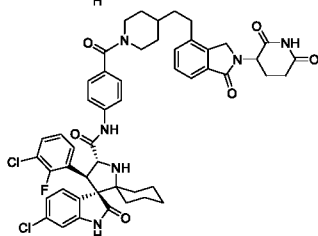
;



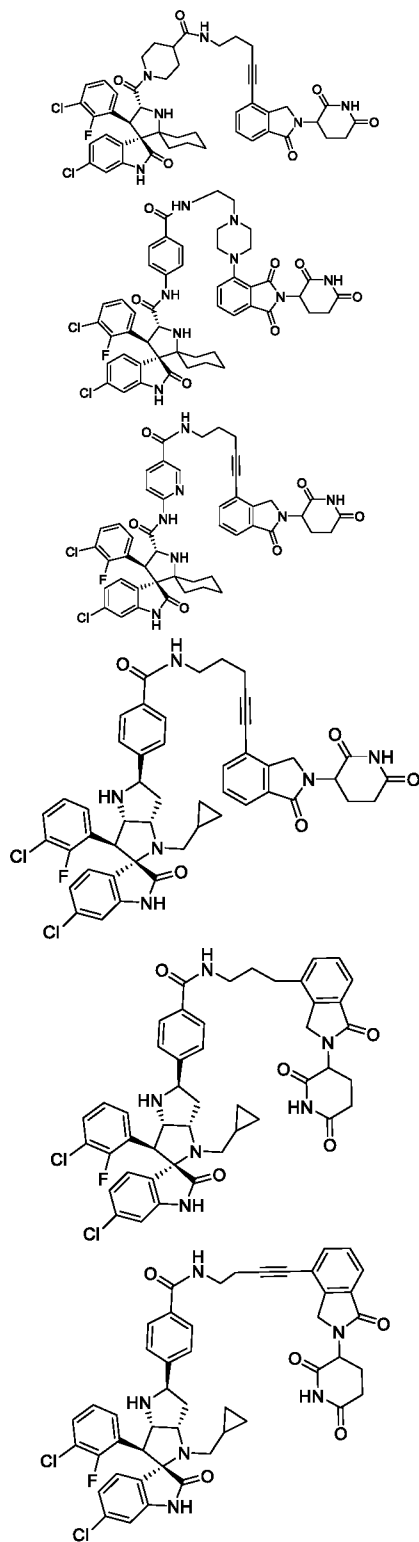
;

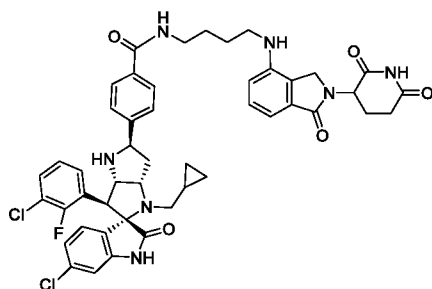


;

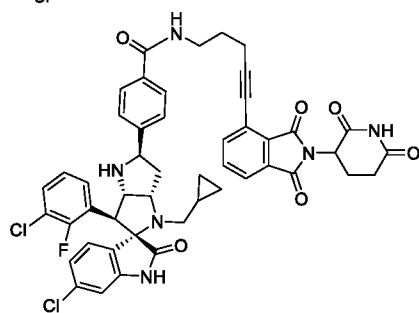


;

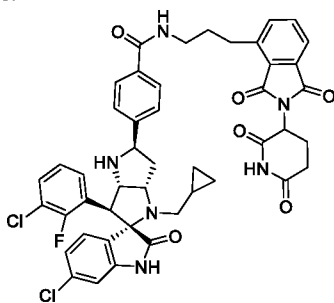




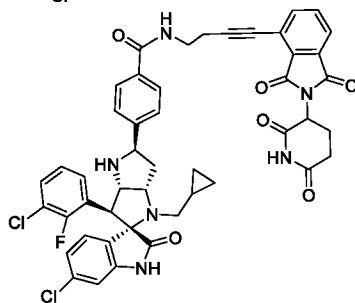
;



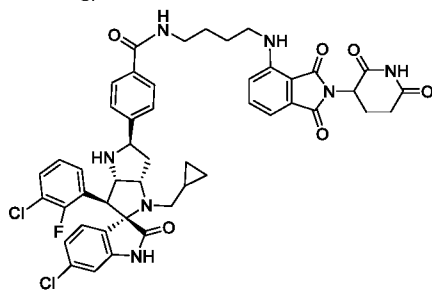
;



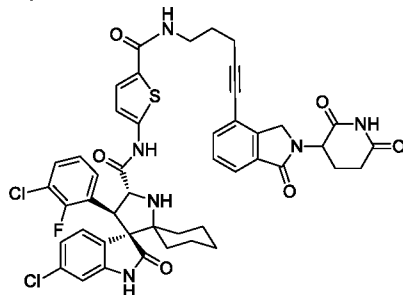
;



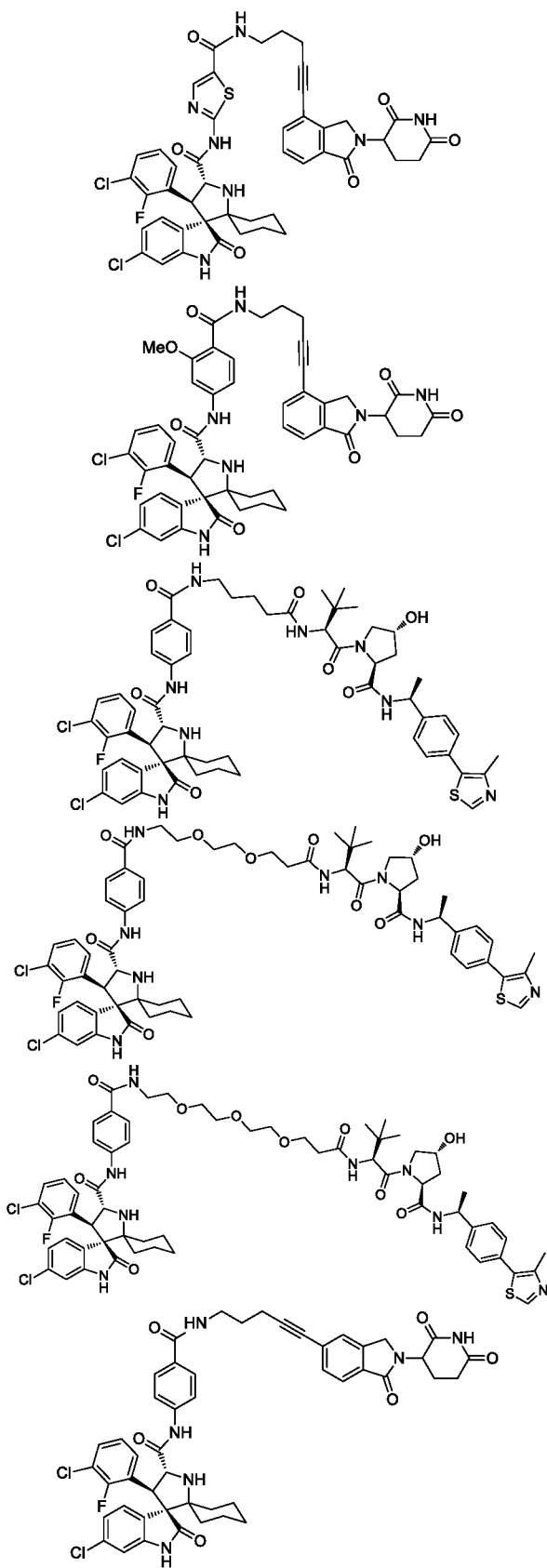
;

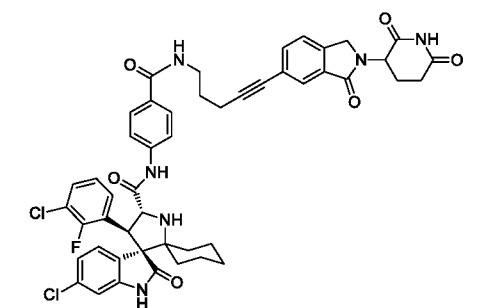


;

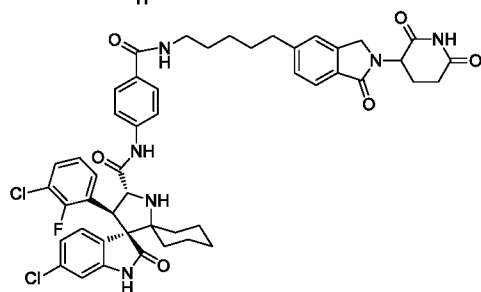


;

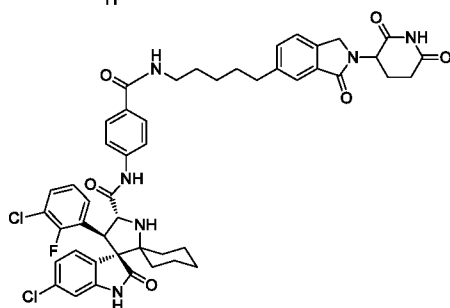




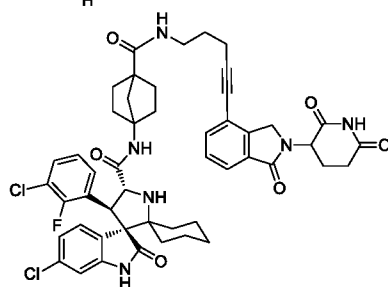
;



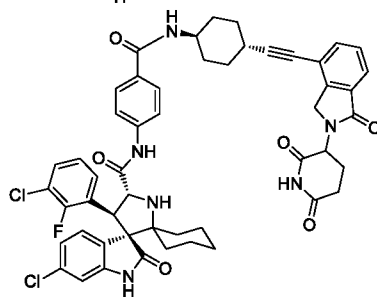
;



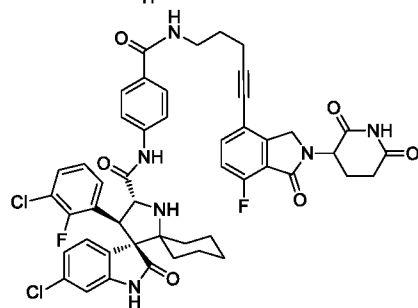
;



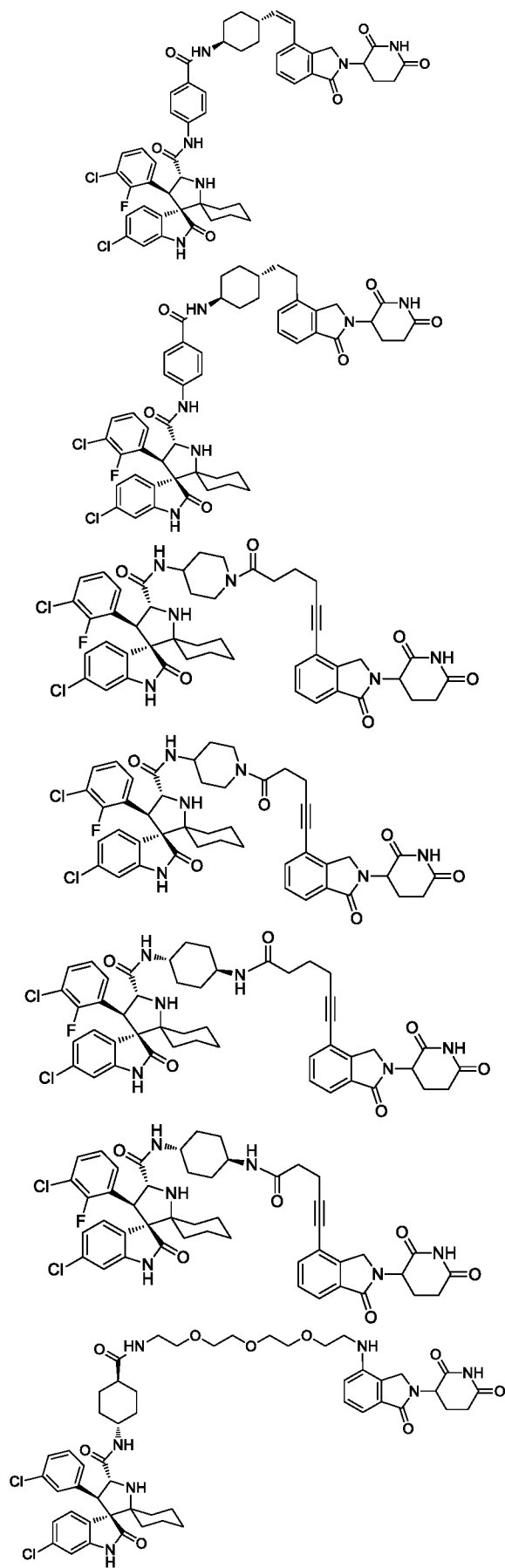
;

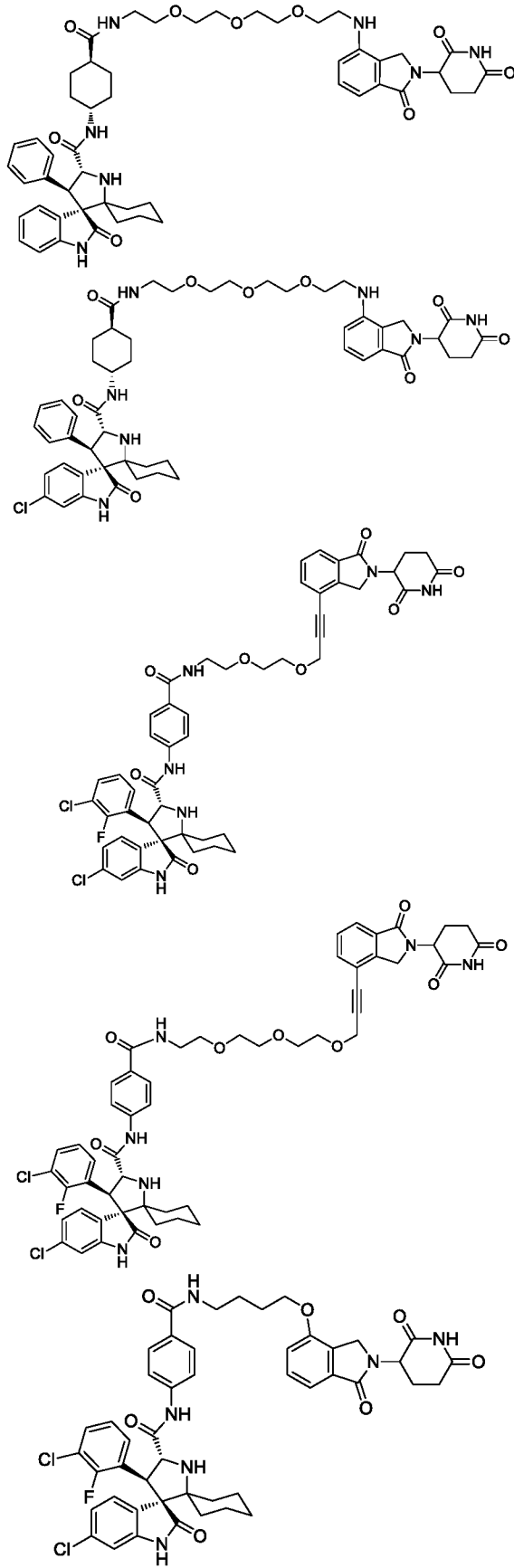


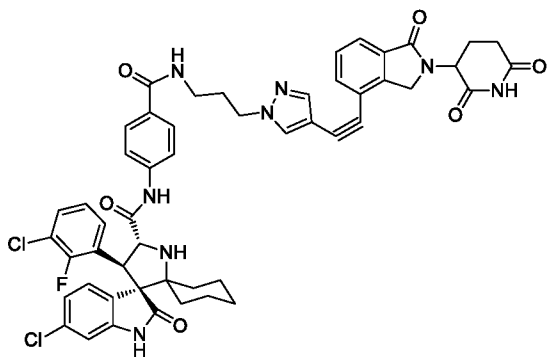
;



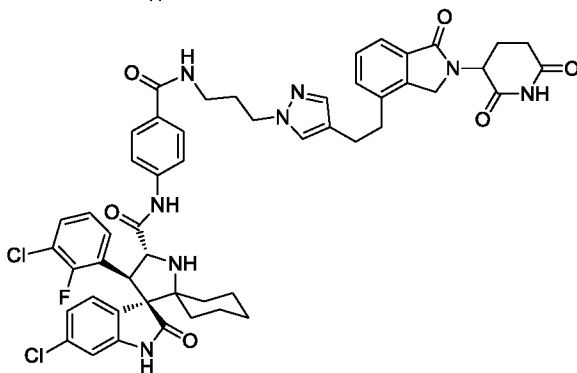
;



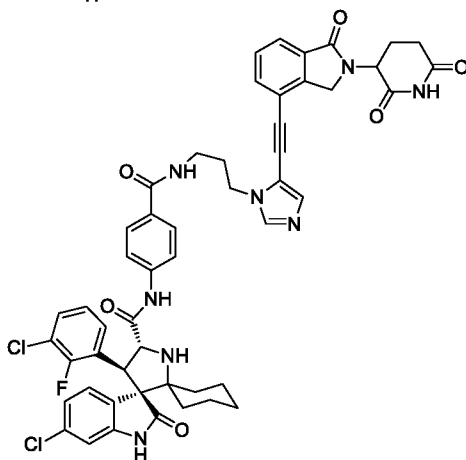




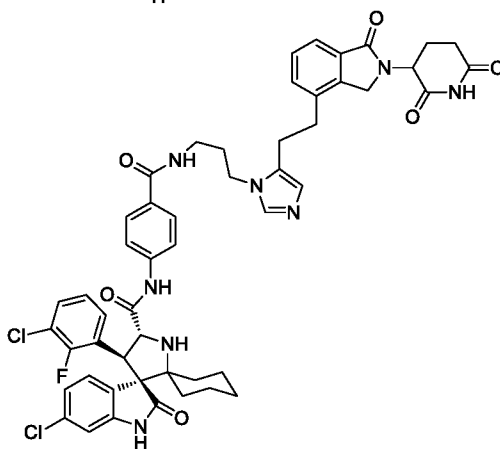
;



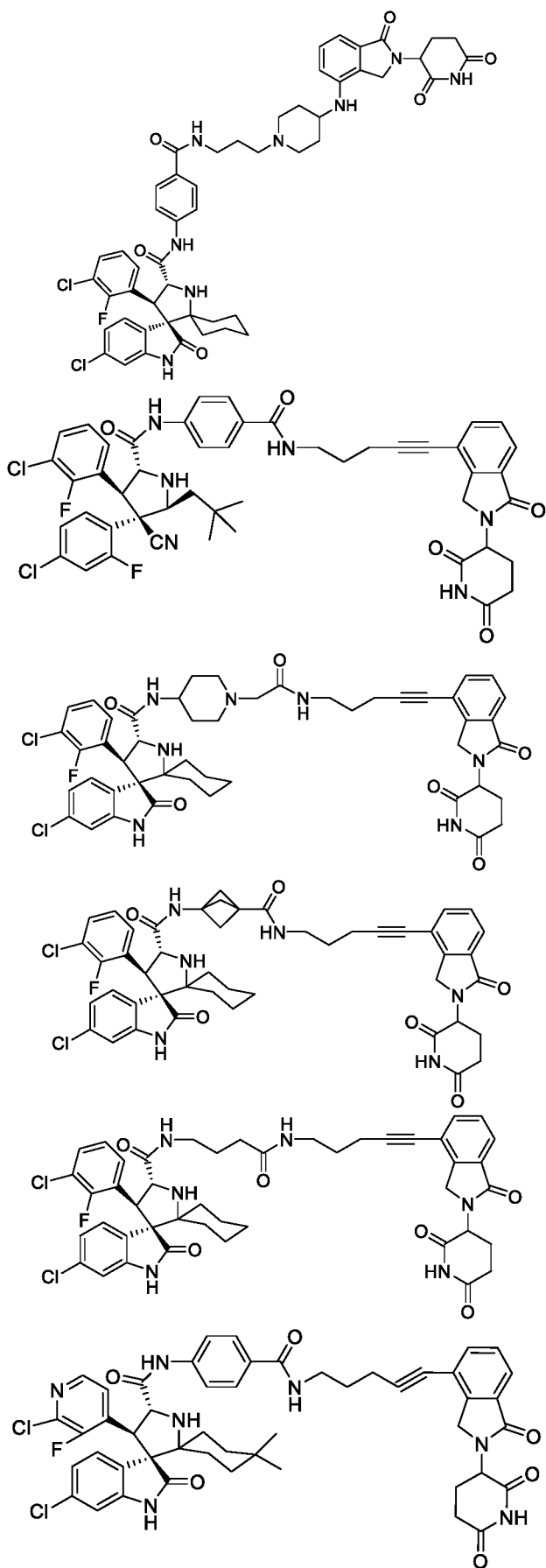
;



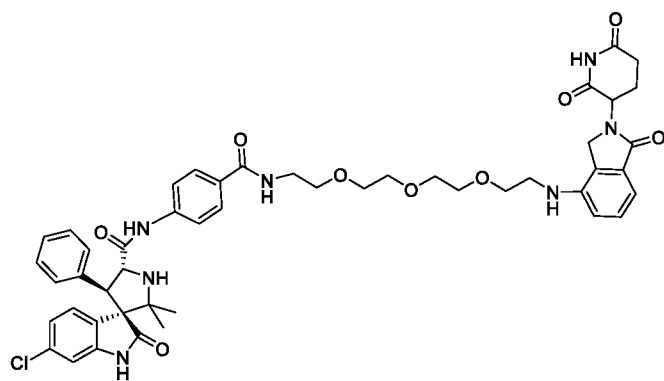
;



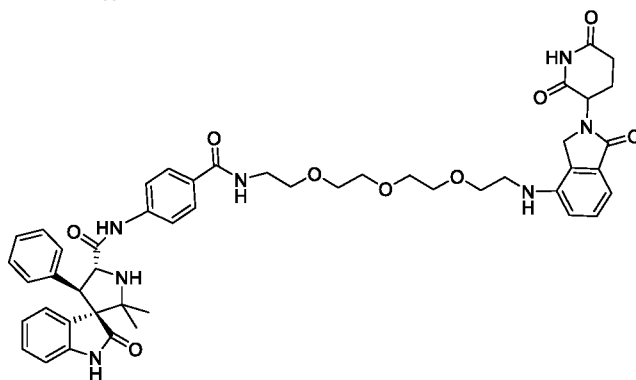
;



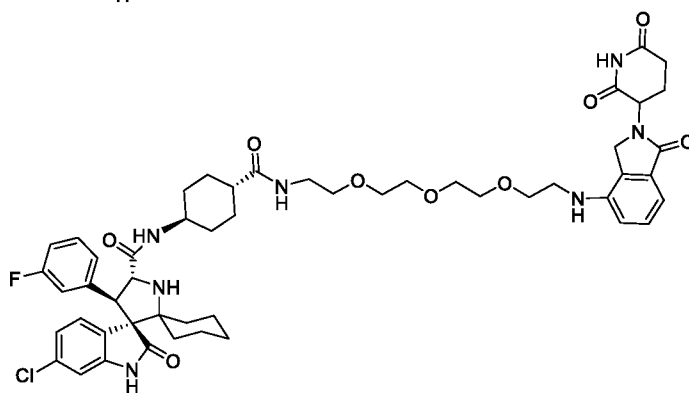




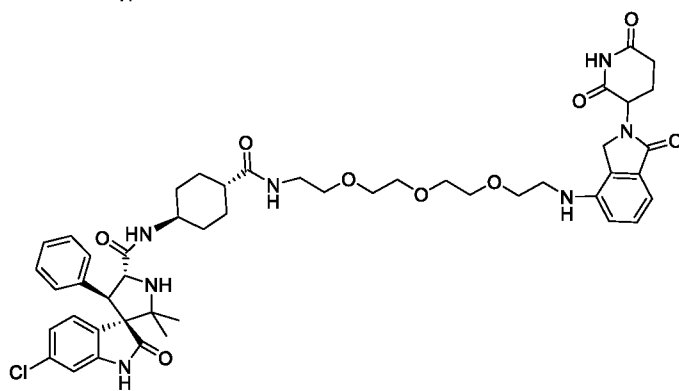
;



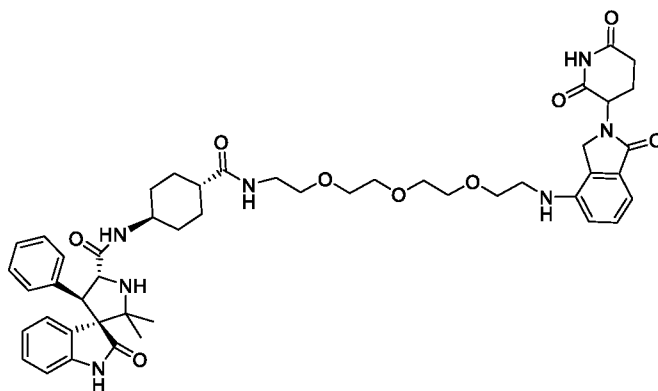
;



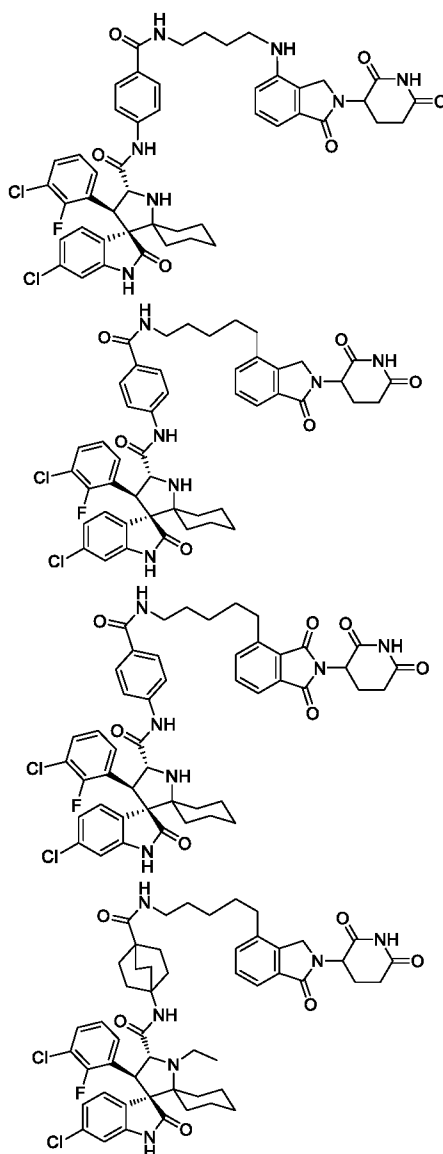
;

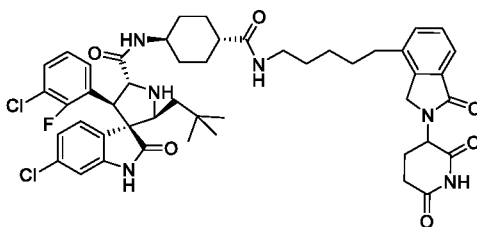


and



15. The compound according to claim 1, or a pharmaceutically acceptable salt or solvate thereof, selected from the group consisting of compounds: 19, 31, 32, 50, 56, 147, 173, 175, 194, 195, 220 and 222, namely:





(3'R,4'S,5'R)-6''-chloro-4'-(3-chloro-2-fluorophenyl)-N-(4-((5-(2-(2,6-dioxopiperidin-3-yl)-1-oxoisindolin-4-yl)pent-4-yn-1-yl)carbamoyl)phenyl)-2''-oxodispiro[cyclohexane-1,2'-pyrrolidine-3',3''-indoline]-5'-carboxamide,

(3'R,4'S,5'R)-6''-chloro-4'-(3-chloro-2-fluorophenyl)-N-((1R,4R)-4-((5-(2-(2,6-dioxopiperidin-3-yl)-1-oxoisindolin-4-yl)pent-4-yn-1-yl)carbamoyl)cyclohexyl)-2''-oxodispiro[cyclohexane-1,2'-pyrrolidine-3',3''-indoline]-5'-carboxamide,

(3'R,4'S,5'R)-6''-chloro-4'-(3-chloro-2-fluorophenyl)-N-(4-(4-((2-(2,6-dioxopiperidin-3-yl)-1-oxoisindolin-4-yl)ethynyl)piperidine-1-carbonyl)phenyl)-2''-oxodispiro[cyclohexane-1,2'-pyrrolidine-3',3''-indoline]-5'-carboxamide,

(3'R,4'S,5'R)-6''-chloro-4'-(3-chloro-2-fluorophenyl)-N-(4-((5-(2-(2,6-dioxopiperidin-3-yl)-1-oxoisindolin-5-yl)pent-4-yn-1-yl)carbamoyl)phenyl)-2''-oxodispiro[cyclohexane-1,2'-pyrrolidine-3',3''-indoline]-5'-carboxamide,

(3'R,4'S,5'R)-6''-chloro-4'-(3-chloro-2-fluorophenyl)-N-(4-((5-(2-(2,6-dioxopiperidin-3-yl)-3-oxoisindolin-5-yl)pent-4-yn-1-yl)carbamoyl)phenyl)-2''-oxodispiro[cyclohexane-1,2'-pyrrolidine-3',3''-indoline]-5'-carboxamide,

(3'R,4'S,5'R)-6''-chloro-4'-(3-chloro-2-fluorophenyl)-N-(3-((5-(2-(2,6-dioxopiperidin-3-yl)-1-oxoisindolin-4-yl)pent-4-yn-1-yl)carbamoyl)bicyclo[1.1.1]pentan-1-yl)-2''-oxodispiro[cyclohexane-1,2'-pyrrolidine-3',3''-indoline]-5'-carboxamide, and

(3'R,4'S,5'R)-6''-chloro-4'-(2-chloro-3-fluoropyridin-4-yl)-N-(4-((5-(2-(2,6-dioxopiperidin-3-yl)-1-oxoisindolin-4-yl)pent-4-yn-1-yl)carbamoyl)phenyl)-4,4-dimethyl-2''-oxodispiro[cyclohexane-1,2'-pyrrolidine-3',3''-indoline]-5'-carboxamide.

16. A pharmaceutical composition comprising the compound according to any one of the previous claims, or a pharmaceutically acceptable salt or solvate thereof, and a pharmaceutically acceptable carrier.

17. A method of treating a patient, the method comprising administering to the patient a therapeutically effective amount of the compound according to any one of claims 1-15, or a pharmaceutically acceptable salt or solvate thereof, wherein the patient has cancer selected from the group consisting of acute monocytic leukemia, acute myelogenous leukemia, chronic myelogenous leukemia, chronic lymphocytic leukemia mixed lineage leukemia, NUT-midline carcinoma, multiple myeloma, small cell lung cancer (SCLC), neuroblastoma, Burkitt's lymphoma, cervical cancer, esophageal cancer, ovarian cancer, colorectal cancer, prostate cancer, and breast cancer..

18. The compound according to any one of claims 1-15, or a pharmaceutically acceptable salt or solvate thereof, for use in treating cancer, a chronic autoimmune disorder, an inflammatory condition, a proliferative disorder, sepsis, or a viral infection.

19. The compound or a pharmaceutically acceptable salt or solvate thereof for use according to claim 18 in treating cancer.

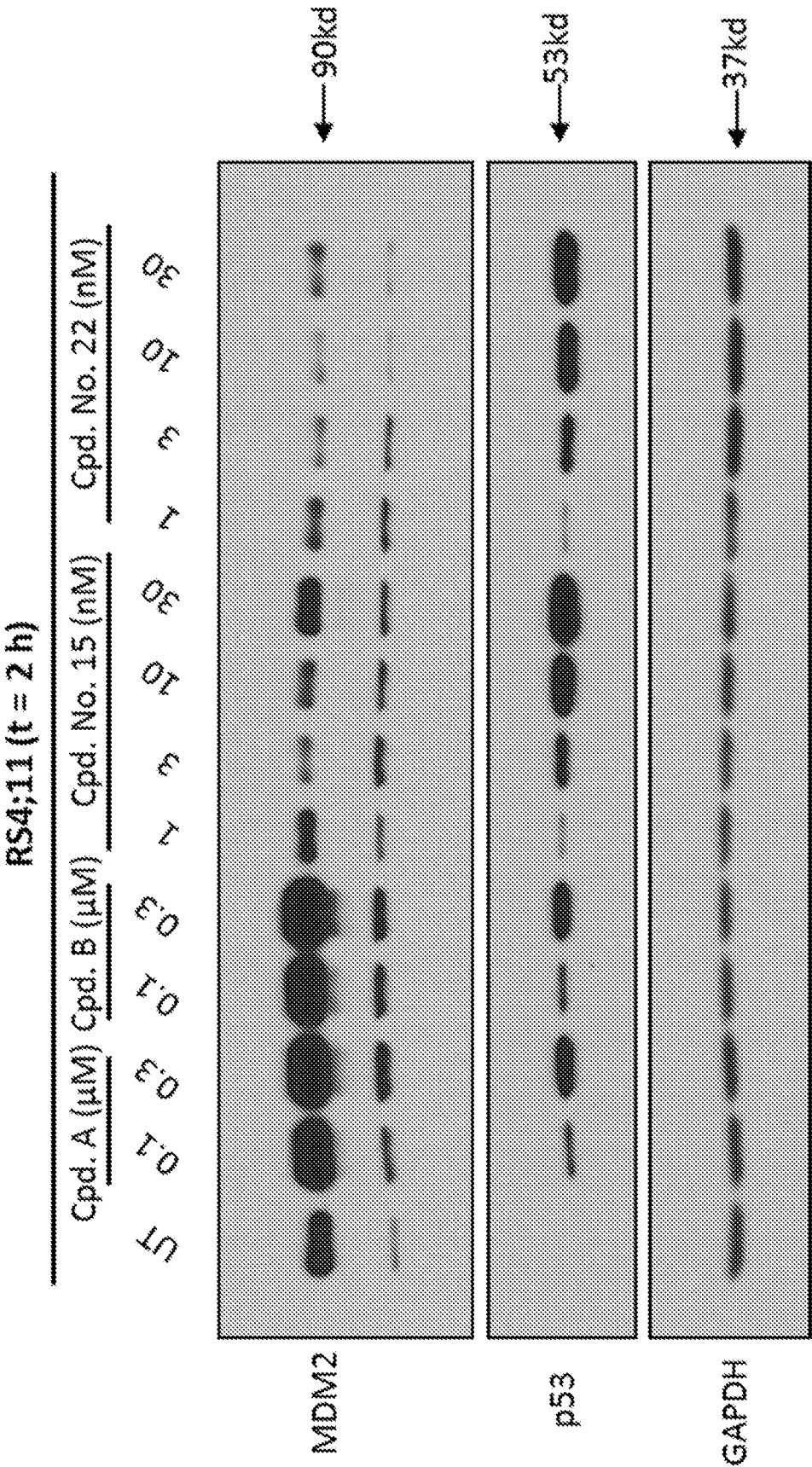
20. Use of a compound according to any one of claims 1-15, or a pharmaceutically acceptable salt or solvate thereof, for the manufacture of a medicament for treatment of cancer, wherein the cancer is selected from the group consisting of acute monocytic leukemia, acute myelogenous leukemia, chronic myelogenous leukemia, chronic lymphocytic leukemia mixed lineage leukemia, NUT-midline carcinoma, multiple myeloma, small cell lung cancer (SCLC), neuroblastoma, Burkitt's lymphoma, cervical cancer, esophageal cancer, ovarian cancer, colorectal cancer, prostate cancer, and breast cancer.

The Regents of the University of Michigan

Patent Attorneys for the Applicant/Nominated Person

SPRUSON & FERGUSON

Fig. 1



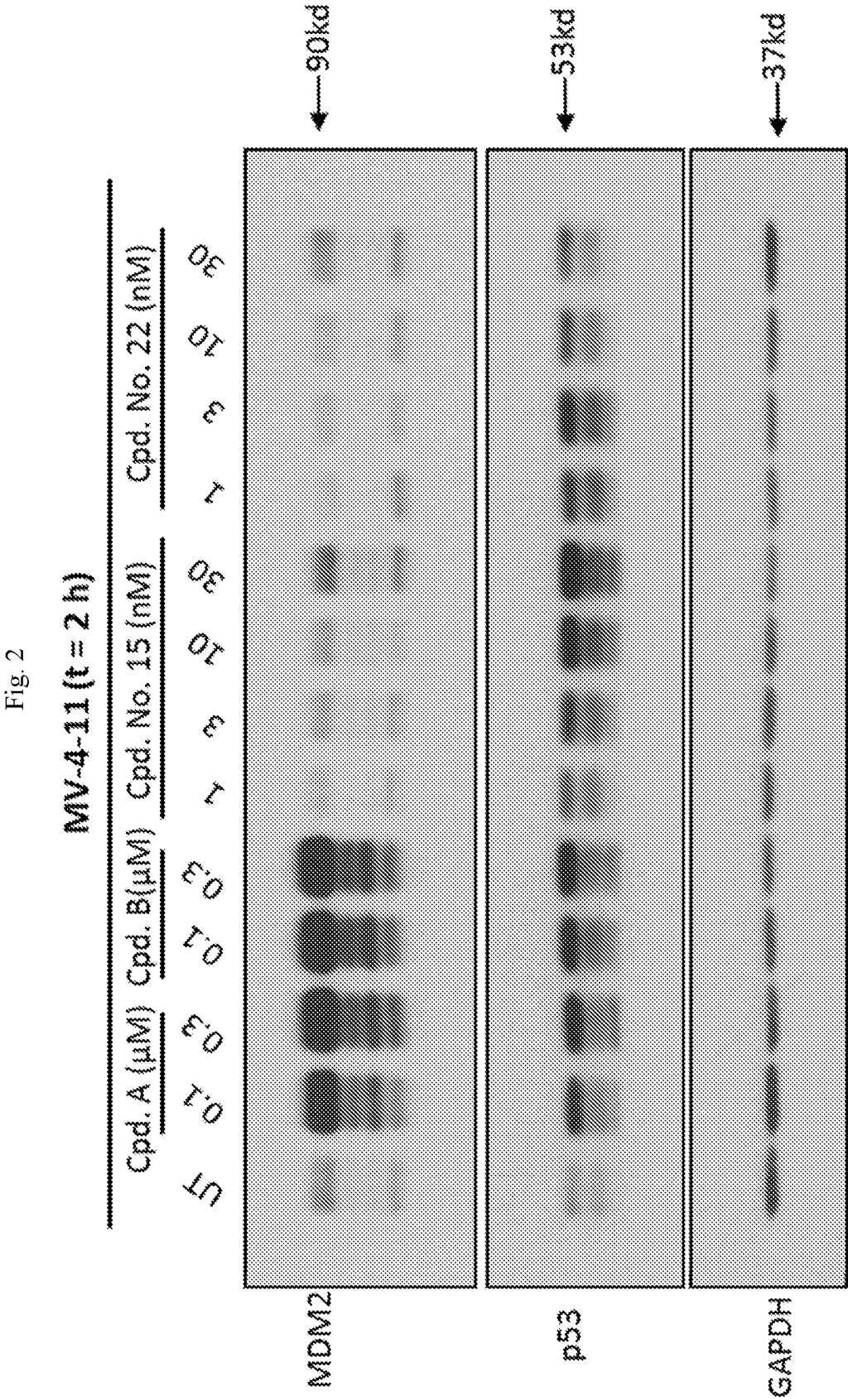


Fig. 3

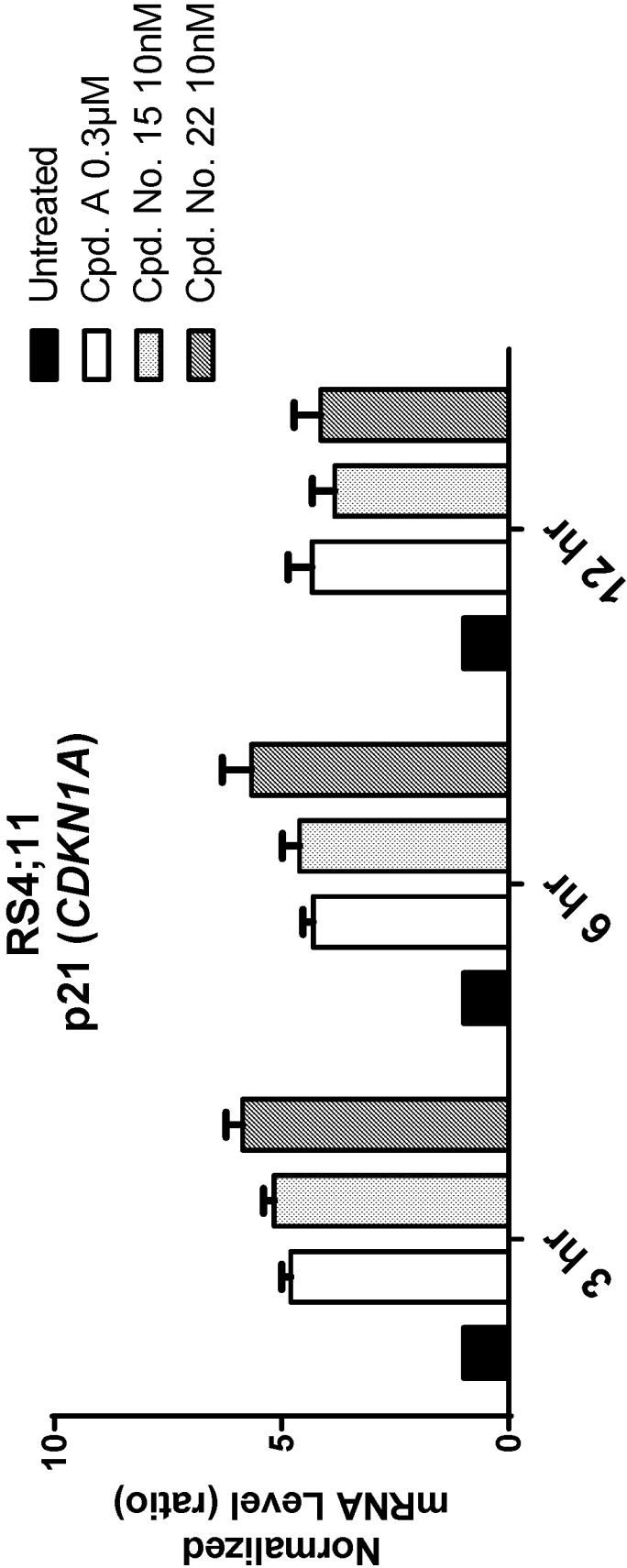


Fig. 4

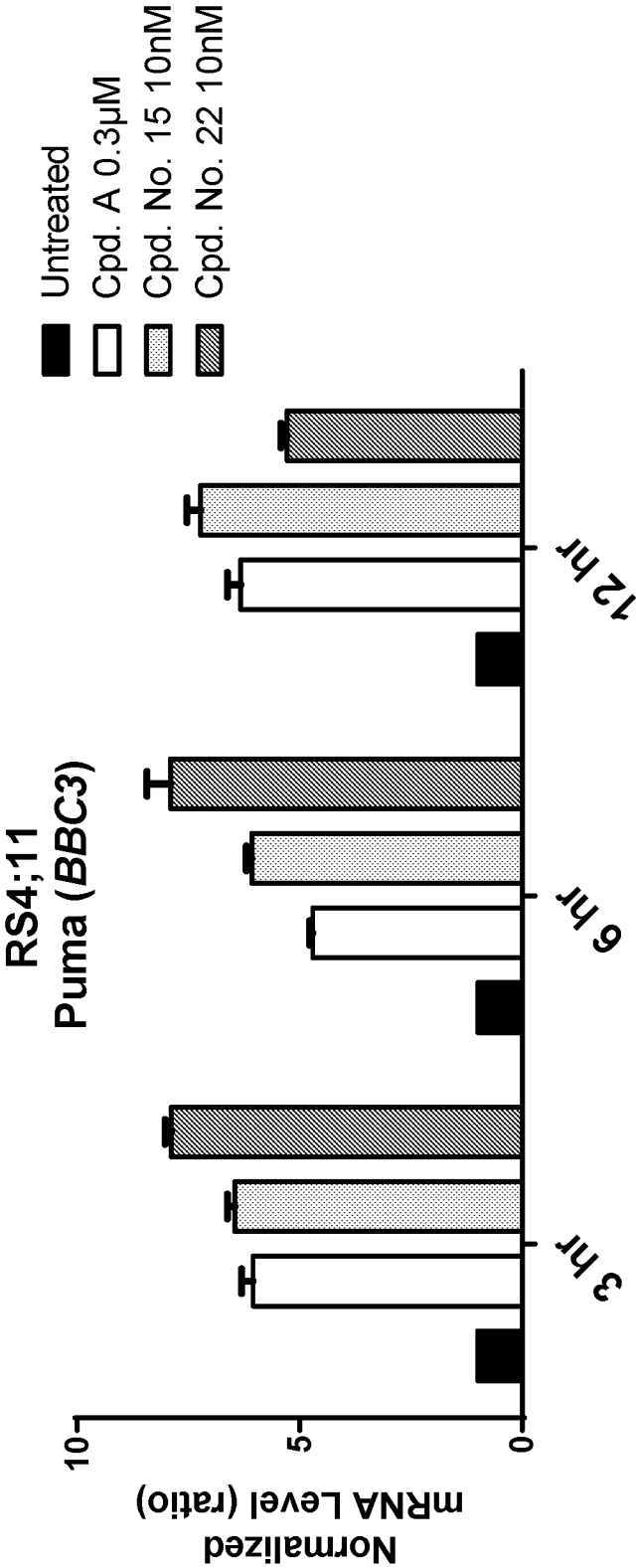
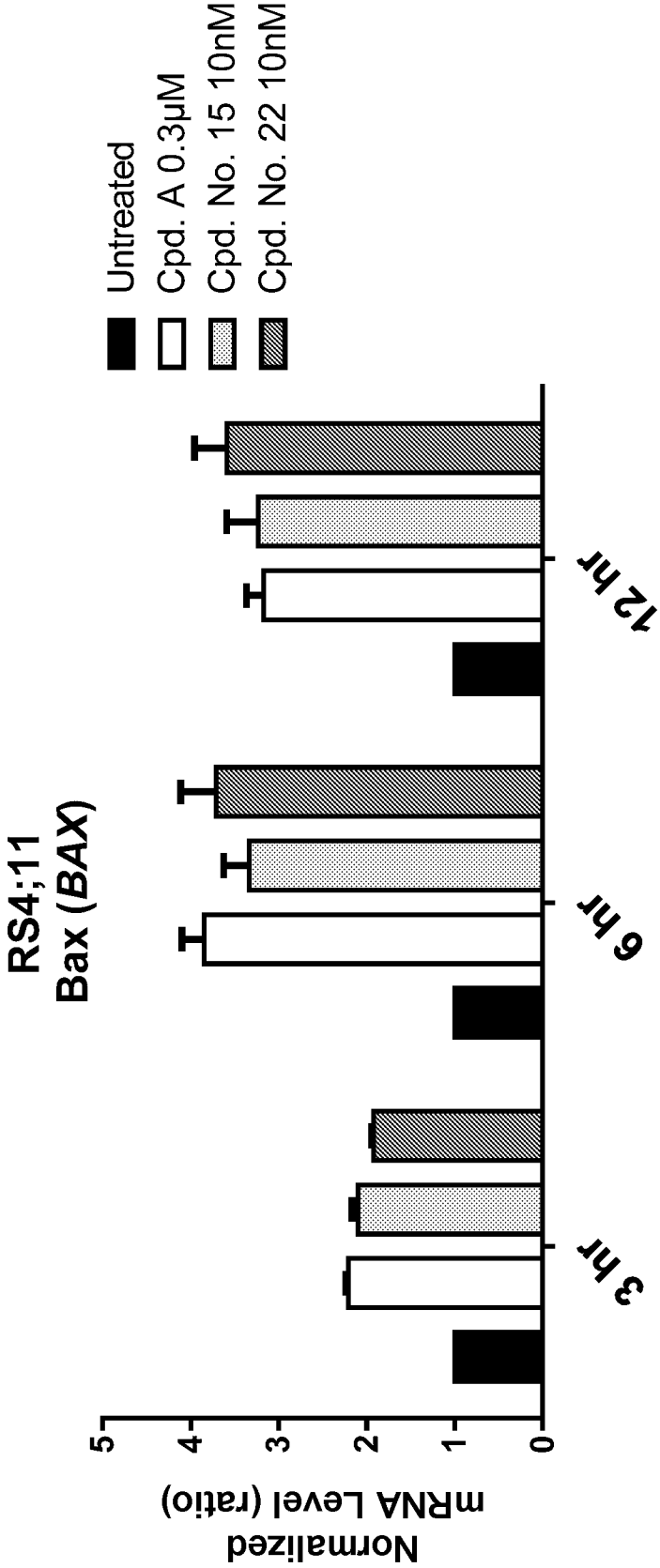


Fig. 5



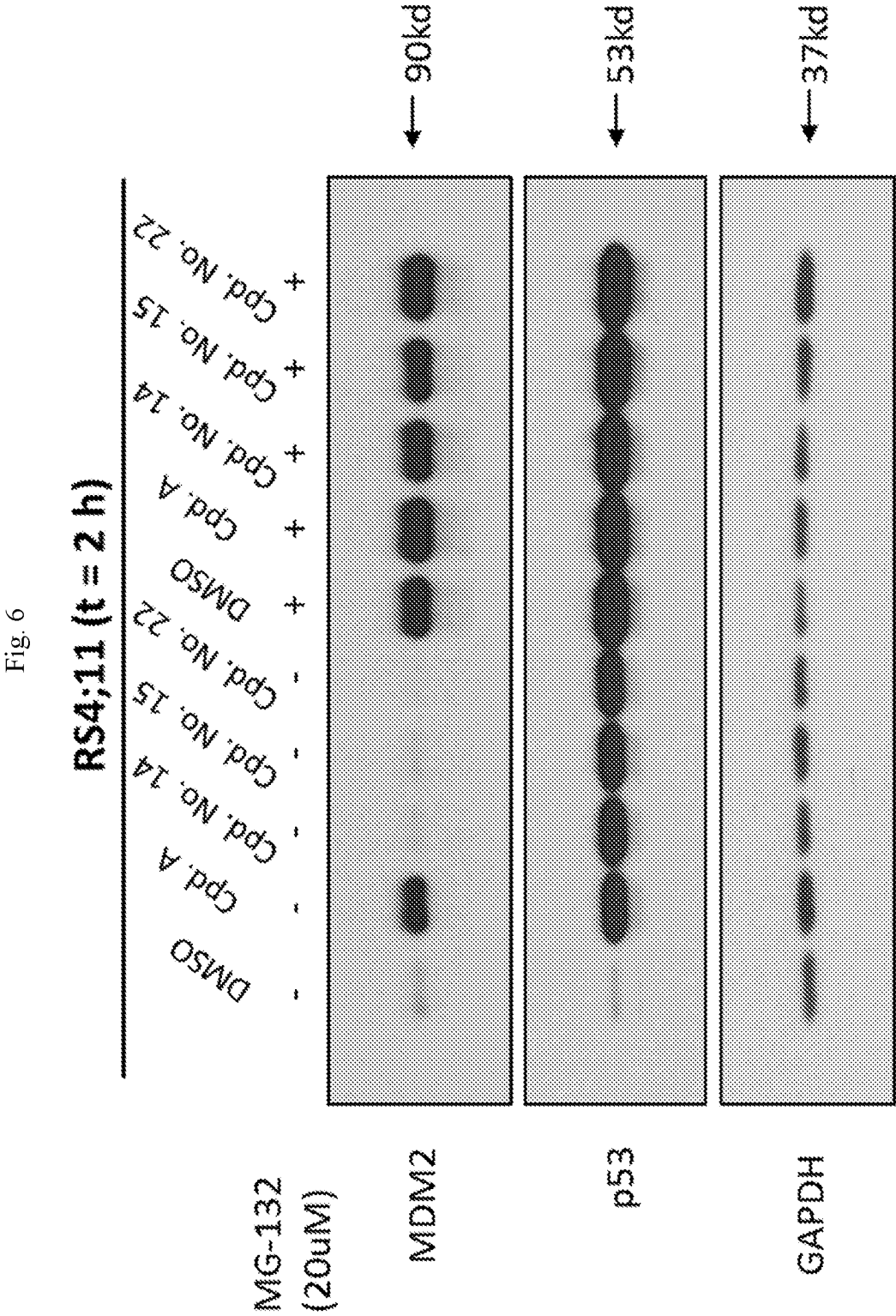


Fig. 7

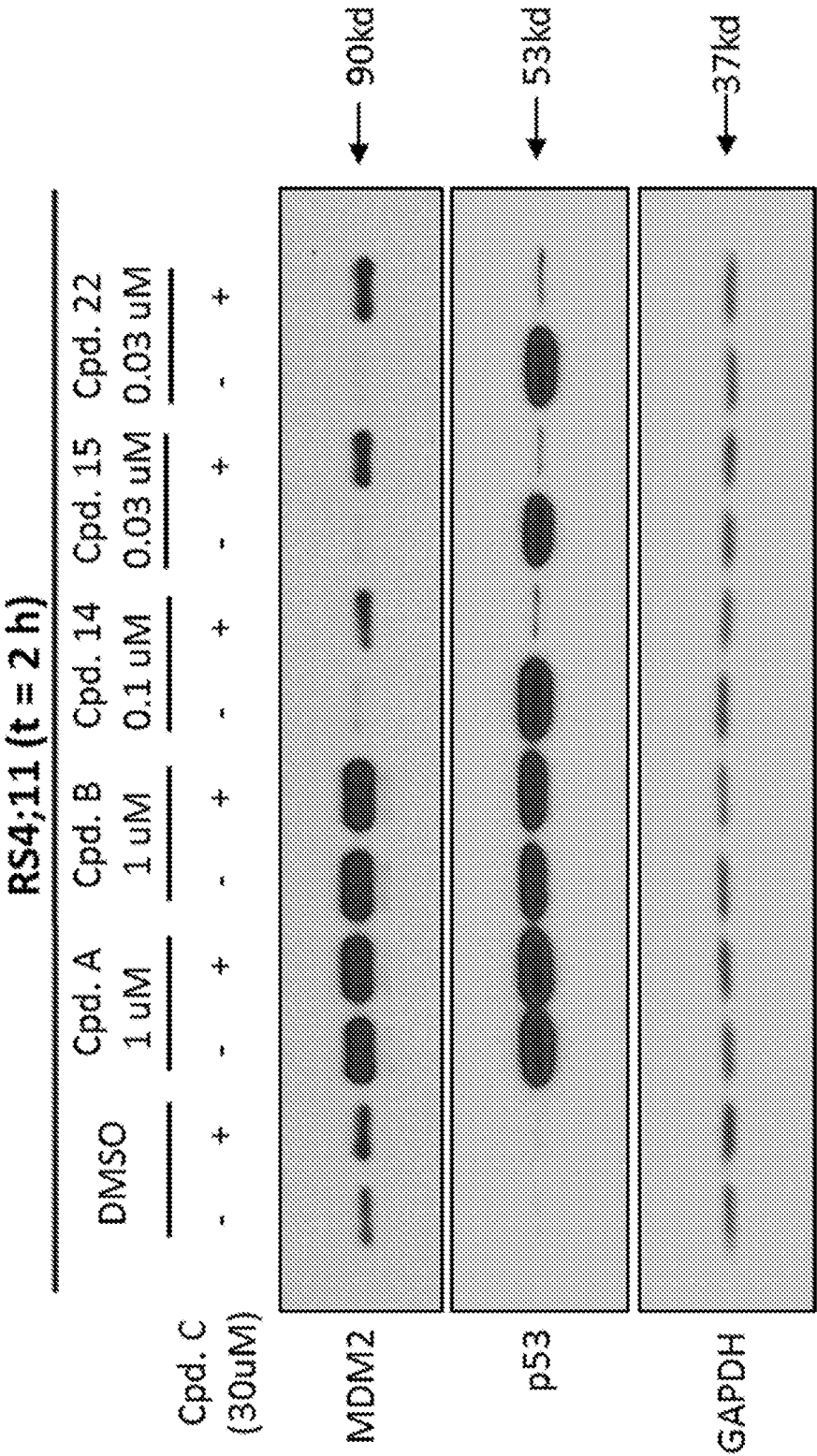


Fig. 8

