



US00D629349S

(12) **United States Design Patent**
Hwang

(10) **Patent No.:** **US D629,349 S**

(45) **Date of Patent:** **** Dec. 21, 2010**

(54) **AIRPLANE**

(74) *Attorney, Agent, or Firm*—Ostrolenk Faber LLP

(75) Inventor: **Joon Yup Hwang**, Gyeonggi-do (KR)

(57) **CLAIM**

(73) Assignee: **Airbusan Co., Ltd.** (KR)

The ornamental design for an airplane, as shown and described.

(**) Term: **14 Years**

(21) Appl. No.: **29/310,601**

(22) Filed: **Aug. 28, 2008**

(51) **LOC (9) Cl.** **12-12**

(52) **U.S. Cl.** **D12/319**

(58) **Field of Classification Search** D12/319,
D12/343; 244/35 R, 45 R, 119, 130

See application file for complete search history.

(56) **References Cited**

U.S. PATENT DOCUMENTS

- D537,029 S * 2/2007 Eakins et al. D12/319
- D566,031 S * 4/2008 Beaunis et al. D12/319
- D576,938 S * 9/2008 Moon D12/343

* cited by examiner

Primary Examiner—Lisa P Lichtenstein

DESCRIPTION

The patent or application file contains at least one drawing executed in color. Copies of this patent or patent application publication with color drawings will be provided by the Office upon request and payment of the necessary fee.

FIG. 1 is a perspective view of an airplane according to my new design;

FIG. 2 is a front elevational view thereof;

FIG. 3 is a rear elevational view thereof;

FIG. 4 is a left side elevational view thereof;

FIG. 5 is a right side elevational view thereof;

FIG. 6 is a top plan view thereof; and,

FIG. 7 is a bottom plan view thereof.

1 Claim, 7 Drawing Sheets
(7 of 7 Drawing Sheet(s) Filed in Color)




FIG. 1




FIG. 2




FIG. 3




FIG. 4

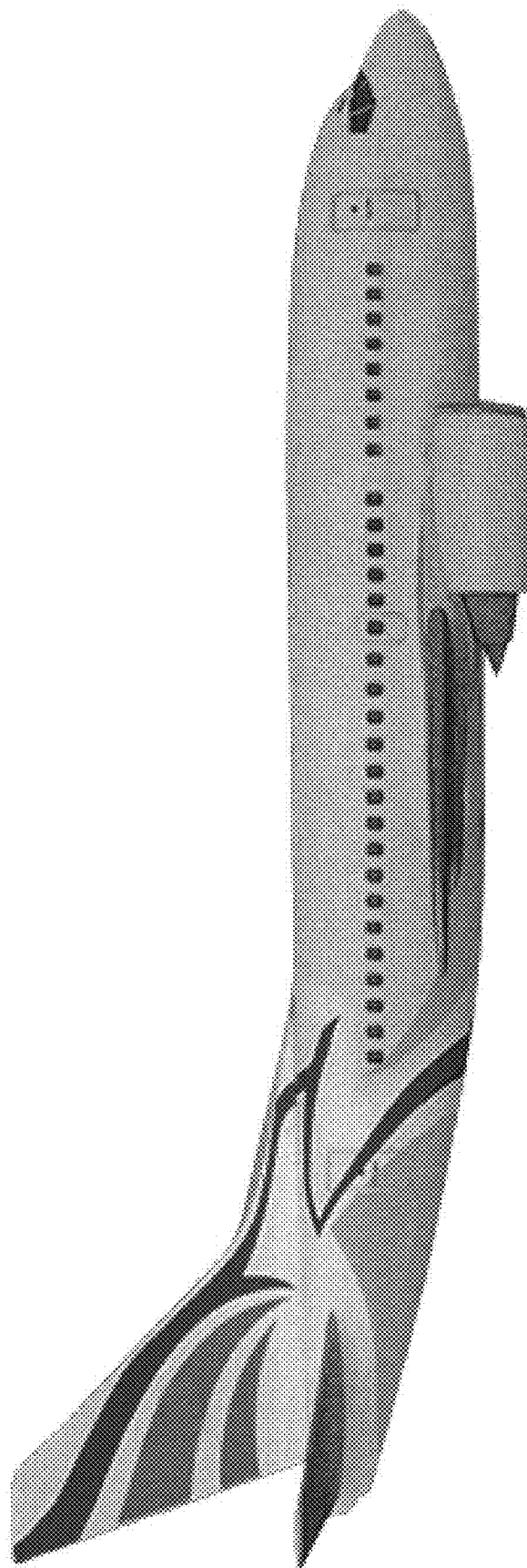



FIG. 5






FIG. 6




FIG. 7