



US 20100234591A1

(19) **United States**

(12) **Patent Application Publication**
Zhou et al.

(10) **Pub. No.: US 2010/0234591 A1**

(43) **Pub. Date: Sep. 16, 2010**

(54) **BIARYL HETEROCYCLIC COMPOUNDS
 AND METHODS OF MAKING AND USING
 THE SAME**

(21) Appl. No.: **12/767,380**

(22) Filed: **Apr. 26, 2010**

Related U.S. Application Data

(75) Inventors: **Jiacheng Zhou**, Newark, DE (US);
Ashoke Bhattacharjee, Cheshire,
 CT (US); **Shili Chen**, Cheshire, CT
 (US); **Yi Chen**, Chestnut Hill, MA
 (US); **Jay J. Farmer**, Lodi, NY
 (US); **Joel A. Goldberg**, Narberth,
 PA (US); **Roger Hanselmann**,
 Branford, CT (US); **Rongliang
 Lou**, Cheshire, CT (US); **Alia
 Orbin**, Macungie, PA (US);
Adegboyega K. Oyelere, Marietta,
 GA (US); **Joseph M. Salvino**,
 Chester Springs, PA (US); **Dane M.
 Springer**, Yardley, PA (US);
Jennifer Tran, Guilford, CT (US);
Deping Wang, Sharon, MA (US);
Yusheng Wu, New Haven, CT (US)

(63) Continuation of application No. 12/275,941, filed on
 Nov. 21, 2008, now Pat. No. 7,705,026, which is a
 continuation of application No. 11/486,769, filed on
 Jul. 14, 2006, now Pat. No. 7,456,206, which is a
 continuation of application No. 11/118,808, filed on
 Apr. 29, 2005, now Pat. No. 7,148,219, which is a
 continuation of application No. 10/859,476, filed on
 Jun. 2, 2004, now Pat. No. 6,969,726.

(60) Provisional application No. 60/475,430, filed on Jun.
 3, 2003, provisional application No. 60/475,453, filed
 on Jun. 3, 2003, provisional application No. 60/490,
 855, filed on Jul. 29, 2003, provisional application No.
 60/529,731, filed on Dec. 15, 2003, provisional appli-
 cation No. 60/531,584, filed on Dec. 19, 2003.

Publication Classification

(51) **Int. Cl.**
C07D 417/10 (2006.01)
C07D 413/10 (2006.01)

(52) **U.S. Cl.** **544/58.2**; 548/231; 544/369; 544/58.7;
 544/137

(57) **ABSTRACT**

The present invention relates generally to the field of anti-
 infective, anti-proliferative, anti-inflammatory, and proki-
 netic agents. More particularly, the invention relates to a
 family of compounds having both a biaryl moiety and at least
 one heterocyclic moiety that are useful as such agents.

Correspondence Address:
**MINTZ, LEVIN, COHN, FERRIS, GLOVSKY
 AND POPEO, P.C**
ONE FINANCIAL CENTER
BOSTON, MA 02111 (US)

(73) Assignee: **Rib-X Pharmaceuticals, Inc.**, New
 Haven, CT (US)

**BIARYL HETEROCYCLIC COMPOUNDS
AND METHODS OF MAKING AND USING
THE SAME**

RELATED APPLICATIONS

[0001] This application is a continuation of U.S. patent application Ser. No. 12/275,941, filed Nov. 21, 2008, which will issue as U.S. Pat. No. 7,705,026 on Apr. 27, 2010, which is a continuation of U.S. patent application Ser. No. 11/486,769, filed Jul. 14, 2006, which issued as U.S. Pat. No. 7,456,206 on Nov. 25, 2008, which is a continuation of U.S. patent application Ser. No. 11/118,808, filed Apr. 29, 2005, which issued as U.S. Pat. No. 7,148,219 on Dec. 12, 2006, which is a continuation of U.S. patent application Ser. No. 10/859,476, filed Jun. 2, 2004, which issued as U.S. Pat. No. 6,969,726 on Nov. 29, 2005, which claims the benefit of and priority to U.S. Patent Application No. 60/475,430, filed Jun. 3, 2003; 60/475,453, filed Jun. 3, 2003; 60/490,855, filed Jul. 29, 2003; 60/529,731, filed Dec. 15, 2003; and 60/531,584, filed Dec. 19, 2003, the disclosures of which are incorporated by reference herein.

FIELD OF THE INVENTION

[0002] The present invention relates generally to the field of anti-infective, anti-proliferative, anti-inflammatory, and prokinetic agents. More particularly, the invention relates to a family of biaryl heterocyclic compounds, comprising both a biaryl moiety and at least one heterocyclic moiety, that are useful as therapeutic agents.

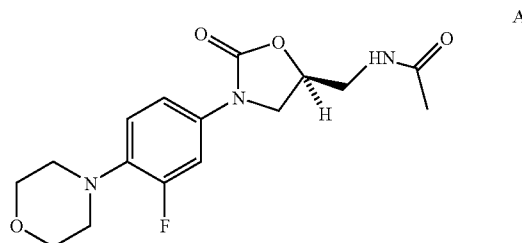
BACKGROUND

[0003] Since the discovery of penicillin in the 1920s and streptomycin in the 1940s, many new compounds have been discovered or specifically designed for use as antibiotic agents. It was once believed that infectious diseases could be completely controlled or eradicated with the use of such therapeutic agents. However, such beliefs have been shaken by the fact that strains of cells or microorganisms resistant to currently effective therapeutic agents continue to evolve. In fact, virtually every antibiotic agent developed for clinical use has ultimately encountered problems with the emergence of resistant bacteria. For example, resistant strains of Gram-positive bacteria such as methicillin-resistant staphylococci, penicillin-resistant streptococci, and vancomycin-resistant enterococci have developed, which can cause serious and even fatal results for patients infected with such resistant bacteria. Bacteria that are resistant to macrolide antibiotics, i.e., antibiotics based on a 14- to 16-membered lactone ring, have developed. Also, resistant strains of Gram-negative bacteria such as *H. influenzae* and *M. catarrhalis* have been identified. See, e.g., F. D. Lowry, "Antimicrobial Resistance: The Example of *Staphylococcus aureus*," *J. Clin. Invest.*, 2003, 111(9), 1265-1273; and Gold, H. S. and Moellering, R. C., Jr., "Antimicrobial-Drug Resistance," *N. Engl. J. Med.*, 1996, 335, 1445-53.

[0004] The problem of resistance is not limited to the area of anti-infective agents, because resistance has also been encountered with anti-proliferative agents used in cancer chemotherapy. Therefore, there exists a need for new anti-infective and anti-proliferative agents that are both effective against resistant bacteria and resistant strains of cancer cells.

[0005] In the antibiotic area, despite the problem of increasing antibiotic resistance, no new major classes of antibiotics have been developed for clinical use since the approval in the United States in 2000 of the oxazolidinone ring-containing antibiotic, N-[[[(5S)-3-[3-fluoro-4-(4-morpholinyl)phenyl]-2-oxo-5-oxazolidinyl]methyl]acetamide, which is known as

linezolid and is sold under the tradename Zyvox® (see compound A). See, R. C. Moellering, Jr., "Linezolid: The First Oxazolidinone Antimicrobial," *Annals of Internal Medicine*, 2003, 138(2), 135-142.

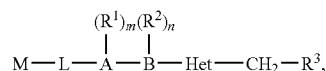


[0006] Linezolid was approved for use as an anti-bacterial agent active against Gram-positive organisms. Unfortunately, linezolid-resistant strains of organisms are already being reported. See, Tsiodras et al., *Lancet*, 2001, 358, 207; Gonzales et al., *Lancet*, 2001, 357, 1179; Zurenko et al., *Proceedings Of The 39th Annual Interscience Conference On Antibacterial Agents And Chemotherapy (ICAAC)*; San Francisco, Calif., USA, (Sep. 26-29, 1999). Because linezolid is both a clinically effective and commercially significant anti-microbial agent, investigators have been working to develop other effective linezolid derivatives.

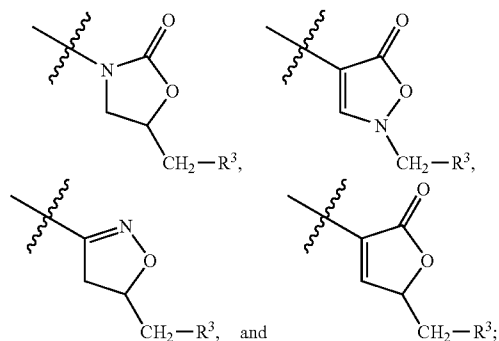
[0007] Notwithstanding the foregoing, there is an ongoing need for new anti-infective and anti-proliferative agents. Furthermore, because many anti-infective and anti-proliferative agents have utility as anti-inflammatory agents and prokinetic agents, there is also an ongoing need for new compounds useful as anti-inflammatory and prokinetic agents.

SUMMARY OF THE INVENTION

[0008] The invention provides a family of compounds useful as anti-infective agents and/or anti-proliferative agents, for example, chemotherapeutic agents, anti-microbial agents, anti-bacterial agents, anti-fungal agents, anti-parasitic agents, anti-viral agents, anti-inflammatory agents, and/or prokinetic (gastrointestinal modulatory) agents. The compounds have the formula:

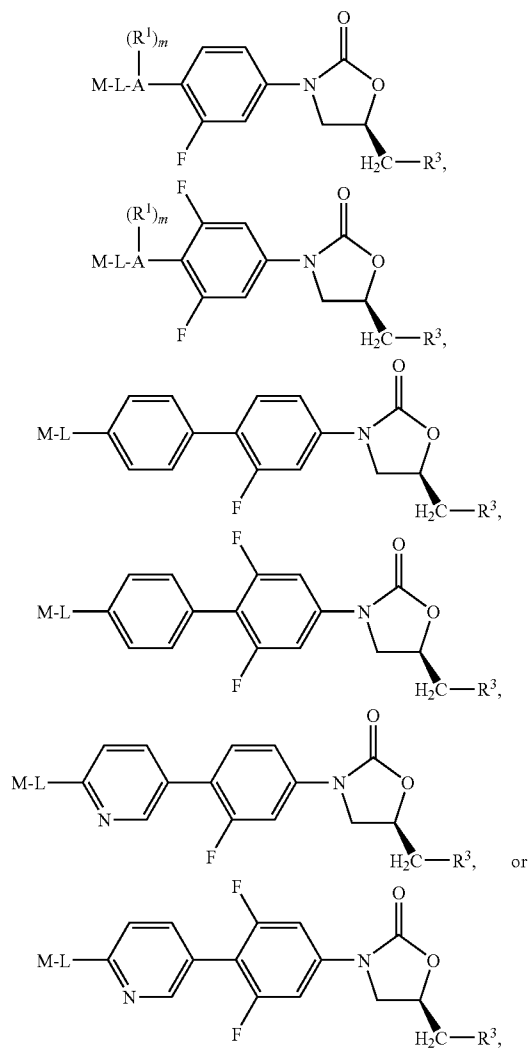


or a pharmaceutically acceptable salt, ester or prodrug thereof, wherein Het-CH₂-R⁴ is selected from the group consisting of:



A and B independently are selected from the group consisting of phenyl, pyridyl, pyrazinyl, pyrimidinyl, and pyridazinyl; M-L is selected from the group consisting of M-X, M-L¹, M-L¹-X, M-X-L², M-L¹-X-L², M-X-L¹-X-L², M-L¹-X-L²-X, M-X-X, M-L¹-X-X, M-X-X-L², and M-L¹-X-X-L²; M is an optionally substituted saturated, unsaturated, or aromatic C₃₋₁₄ carbocycle, or an optionally substituted saturated, unsaturated, or aromatic 3-14 membered heterocycle containing one or more heteroatoms selected from the group consisting of nitrogen, oxygen, and sulfur; and the variables L¹, L², M, R¹, R², R³, X, m, and n are selected from the respective groups of chemical moieties or integers later defined in the detailed description.

[0009] Particular embodiments of compounds of the invention include those having the formula:



wherein the variables A, L, M, R¹, R³, and m are selected from the respective groups of chemical moieties or integers later defined in the detailed description.

[0010] In addition, the invention provides methods of synthesizing the foregoing compounds. Following synthesis, an effective amount of one or more of the compounds may be

formulated with a pharmaceutically acceptable carrier for administration to a mammal for use as an anti-cancer, anti-microbial, anti-biotic, anti-fungal, anti-parasitic or anti-viral agent, or to treat a proliferative disease, an inflammatory disease or a gastrointestinal motility disorder. The compounds or formulations may be administered, for example, via oral, parenteral, or topical routes, to provide an effective amount of the compound to the mammal.

[0011] The foregoing and other aspects and embodiments of the invention may be more fully understood by reference to the following detailed description and claims.

DETAILED DESCRIPTION OF THE INVENTION

[0012] The present invention provides a family of compounds that can be used as anti-proliferative agents and/or anti-infective agents. The compounds may be used without limitation, for example, as anti-cancer, anti-microbial, anti-bacterial, anti-fungal, anti-parasitic and/or anti-viral agents. Further, the present invention provides a family of compounds that can be used without limitation as anti-inflammatory agents, for example, for use in treating chronic inflammatory airway diseases, and/or as prokinetic agents, for example, for use in treating gastrointestinal motility disorders such as gastroesophageal reflux disease, gastroparesis (diabetic and post surgical), irritable bowel syndrome, and constipation.

1. Definitions

[0013] The term "substituted," as used herein, means that any one or more hydrogens on the designated atom is replaced with a selection from the indicated group, provided that the designated atom's normal valency is not exceeded, and that the substitution results in a stable compound. When a substituent is keto (i.e., =O), then 2 hydrogens on the atom are replaced. Keto substituents are not present on aromatic moieties. Ring double bonds, as used herein, are double bonds that are formed between two adjacent ring atoms (e.g., C=C, C=N, or N=N).

[0014] The present invention is intended to include all isotopes of atoms occurring in the present compounds. Isotopes include those atoms having the same atomic number but different mass numbers. By way of general example and without limitation, isotopes of hydrogen include tritium and deuterium, and isotopes of carbon include C-13 and C-14.

[0015] The compounds described herein may have asymmetric centers. Compounds of the present invention containing an asymmetrically substituted atom may be isolated in optically active or racemic forms. It is well known in the art how to prepare optically active forms, such as by resolution of racemic forms or by synthesis from optically active starting materials. Many geometric isomers of olefins, C=N double bonds, and the like can also be present in the compounds described herein, and all such stable isomers are contemplated in the present invention. Cis and trans geometric isomers of the compounds of the present invention are described and may be isolated as a mixture of isomers or as separated isomeric forms. All chiral, diastereomeric, racemic, and geometric isomeric forms of a structure are intended, unless the specific stereochemistry or isomeric form is specifically indicated. All processes used to prepare compounds of the present invention and intermediates made therein are considered to be

part of the present invention. All tautomers of shown or described compounds are also considered to be part of the present invention.

[0016] When any variable (e.g., R^1) occurs more than one time in any constituent or formula for a compound, its definition at each occurrence is independent of its definition at every other occurrence. Thus, for example, if a group is shown to be substituted with 0-2 R^1 moieties, then the group may optionally be substituted with up to two R^1 moieties and R^1 at each occurrence is selected independently from the definition of R^1 . Also, combinations of substituents and/or variables are permissible, but only if such combinations result in stable compounds.

[0017] When a bond to a substituent is shown to cross a bond connecting two atoms in a ring, then such substituent may be bonded to any atom in the ring. When a substituent is listed without indicating the atom via which such substituent is bonded to the rest of the compound of a given formula, then such substituent may be bonded via any atom in such substituent. Combinations of substituents and/or variables are permissible, but only if such combinations result in stable compounds.

[0018] Compounds of the present invention that contain nitrogens can be converted to N-oxides by treatment with an oxidizing agent (e.g., MCPBA and/or hydrogen peroxides) to afford other compounds of the present invention. Thus, all shown and claimed nitrogen-containing compounds are considered, when allowed by valency and structure, to include both the compound as shown and its N-oxide derivative (which can be designated as $N \rightarrow O$ or $N^+ - O^-$). Furthermore, in other instances, the nitrogens in the compounds of the present invention can be converted to N-hydroxy or N-alkoxy compounds. For example, N-hydroxy compounds can be prepared by oxidation of the parent amine by an oxidizing agent such as MCPBA. All shown and claimed nitrogen-containing compounds are also considered, when allowed by valency and structure, to cover both the compound as shown and its N-hydroxy (i.e., $N-OH$) and N-alkoxy (i.e., $N-OR$, wherein R is substituted or unsubstituted C_{1-6} alkyl, alkenyl, alkynyl, C_{3-14} carbocycle, or 3-14-membered heterocycle) derivatives.

[0019] When an atom or chemical moiety is followed by a subscripted numeric range (e.g., C_{1-6}), the invention is meant to encompass each number within the range as well as all intermediate ranges. For example, " C_{1-6} alkyl" is meant to include alkyl groups with 1, 2, 3, 4, 5, 6, 1-6, 1-5, 1-4, 1-3, 1-2, 2-6, 2-5, 2-4, 2-3, 3-6, 3-5, 3-4, 4-6, 4-5, and 5-6 carbons.

[0020] As used herein, "alkyl" is intended to include both branched and straight-chain saturated aliphatic hydrocarbon groups having the specified number of carbon atoms. For example, C_{1-6} alkyl is intended to include C_1 , C_2 , C_3 , C_4 , C_5 , and C_6 alkyl groups. Examples of alkyl include, but are not limited to, methyl, ethyl, n-propyl, i-propyl, n-butyl, s-butyl, t-butyl, n-pentyl, s-pentyl, and n-hexyl.

[0021] As used herein, "alkenyl" is intended to include hydrocarbon chains of either straight or branched configuration having one or more carbon-carbon double bonds occurring at any stable point along the chain. For example, C_{2-6} alkenyl is intended to include C_2 , C_3 , C_4 , C_5 , and C_6 alkenyl groups. Examples of alkenyl include, but are not limited to, ethenyl and propenyl.

[0022] As used herein, "alkynyl" is intended to include hydrocarbon chains of either straight or branched configuration having one or more carbon-carbon triple bonds occurring

at any stable point along the chain. For example, C_{2-6} alkynyl is intended to include C_2 , C_3 , C_4 , C_5 , and C_6 alkynyl groups. Examples of alkynyl include, but are not limited to, ethynyl and propynyl.

[0023] As used herein, "halo" or "halogen" refers to fluoro, chloro, bromo, and iodo. "Counterion" is used to represent a small, negatively charged species such as chloride, bromide, hydroxide, acetate, and sulfate.

[0024] As used herein, "carbocycle" or "carbocyclic ring" is intended to mean any stable monocyclic, bicyclic, or tricyclic ring having the specified number of carbons, any of which may be saturated, unsaturated, or aromatic. For example a C_{3-14} carbocycle is intended to mean a mono-, bi-, or tricyclic ring having 3, 4, 5, 6, 7, 8, 9, 10, 11, 12, 13, or 14 carbon atoms. Examples of carbocycles include, but are not limited to, cyclopropyl, cyclobutyl, cyclobutenyl, cyclopentyl, cyclopentenyl, cyclohexyl, cycloheptenyl, cycloheptyl, cycloheptenyl, adamantyl, cyclooctyl, cyclooctenyl, cyclooctadienyl, fluorenyl, phenyl, naphthyl, indanyl, adamantyl, and tetrahydronaphthyl. Bridged rings are also included in the definition of carbocycle, including, for example, [3.3.0]bicyclooctane, [4.3.0]bicyclononane, [4.4.0]bicyclodecane, and [2.2.2]bicyclooctane. A bridged ring occurs when one or more carbon atoms link two non-adjacent carbon atoms. Preferred bridges are one or two carbon atoms. It is noted that a bridge always converts a monocyclic ring into a tricyclic ring. When a ring is bridged, the substituents recited for the ring may also be present on the bridge. Fused (e.g., naphthyl and tetrahydronaphthyl) and Spiro rings are also included.

[0025] As used herein, the term "heterocycle" or "heterocyclic" is intended to mean any stable monocyclic, bicyclic, or tricyclic ring which is saturated, unsaturated, or aromatic and comprises carbon atoms and one or more ring heteroatoms, e.g., 1 or 1-2 or 1-3 or 1-4 or 1-5 or 1-6 heteroatoms, independently selected from the group consisting of nitrogen, oxygen, and sulfur. A bicyclic or tricyclic heterocycle may have one or more heteroatoms located in one ring, or the heteroatoms may be located in more than one ring. The nitrogen and sulfur heteroatoms may optionally be oxidized (i.e., $N \rightarrow O$ and $S(O)_p$, where $p=1$ or 2). When a nitrogen atom is included in the ring it is either N or NH, depending on whether or not it is attached to a double bond in the ring (i.e., a hydrogen is present if needed to maintain the tri-valency of the nitrogen atom). The nitrogen atom may be substituted or unsubstituted (i.e., N or NR wherein R is H or another substituent, as defined). The heterocyclic ring may be attached to its pendant group at any heteroatom or carbon atom that results in a stable structure. The heterocyclic rings described herein may be substituted on carbon or on a nitrogen atom if the resulting compound is stable. A nitrogen in the heterocycle may optionally be quaternized. It is preferred that when the total number of S and O atoms in the heterocycle exceeds 1, then these heteroatoms are not adjacent to one another. Bridged rings are also included in the definition of heterocycle. A bridged ring occurs when one or more atoms (i.e., C, O, N, or S) link two non-adjacent carbon or nitrogen atoms. Preferred bridges include, but are not limited to, one carbon atom, two carbon atoms, one nitrogen atom, two nitrogen atoms, and a carbon-nitrogen group. It is noted that a bridge always converts a monocyclic ring into a tricyclic ring. When a ring is bridged, the substituents recited for the ring may also be present on the bridge. Spiro and fused rings are also included.

[0026] As used herein, the term “aromatic heterocycle” or “heteroaryl” is intended to mean a stable 5, 6, or 7-membered monocyclic or bicyclic aromatic heterocyclic ring or 7, 8, 9, 10, 11, or 12-membered bicyclic aromatic heterocyclic ring which consists of carbon atoms and one or more heteroatoms, e.g., 1 or 1-2 or 1-3 or 1-4 or 1-5 or 1-6 heteroatoms, independently selected from the group consisting of nitrogen, oxygen, and sulfur. In the case of bicyclic heterocyclic aromatic rings, only one of the two rings needs to be aromatic (e.g., 2,3-dihydroindole), though both may be (e.g., quinoline). The second ring can also be fused or bridged as defined above for heterocycles. The nitrogen atom may be substituted or unsubstituted (i.e., N or NR wherein R is H or another substituent, as defined). The nitrogen and sulfur heteroatoms may optionally be oxidized (i.e., N→O and S(O)_p, where p=1 or 2). It is to be noted that total number of S and O atoms in the aromatic heterocycle is not more than 1.

[0027] Examples of heterocycles include, but are not limited to, acridinyl, azocinyl, benzimidazolyl, benzofuranyl, benzothiofuranyl, benzothiophenyl, benzoxazolyl, benzoxazoliny, benzthiazolyl, benztriazolyl, benztetrazolyl, benzisoxazolyl, benzisothiazolyl, benzimidazoliny, carbazolyl, 4aH-carbazolyl, carbolinyl, chromanyl, chromenyl, cinnolinyl, decahydroquinolinyl, 2H,6H-1,5,2-dithiazinyl, dihydrofuro[2,3-b]tetrahydrofuran, furanyl, furazanyl, imidazolidiny, imidazoliny, imidazolyl, 1H-indazolyl, indolenyl, indoliny, indoliziny, indolyl, 3H-indolyl, isatinoyl, isobenzofuranyl, isochromanyl, isoindazolyl, isoindoliny, isoindolyl, isoquinolinyl, isothiazolyl, isoxazolyl, methylenedioxyphenyl, morpholinyl, naphthyridinyl, octahydroisoquinolinyl, oxadiazolyl, 1,2,3-oxadiazolyl, 1,2,4-oxadiazolyl, 1,2,5-oxadiazolyl, 1,3,4-oxadiazolyl, oxazolidiny, oxazolyl, oxindolyl, pyrimidinyl, phenanthridinyl, phenanthrolinyl, phenaziny, phenothiazinyl, phenoxathinyl, phenoxaziny, phthalaziny, piperaziny, piperidinyl, piperidonyl, 4-piperidonyl, piperonyl, pteridinyl, purinyl, pyranyl, pyraziny, pyrazolidinyl, pyrazolinyl, pyrazolyl, pyridazinyl, pyridooxazole, pyridoimidazole, pyridothiazole, pyridiny, pyridyl, pyrimidinyl, pyrrolidinyl, pyrroliny, 2H-pyrrolyl, pyrrolyl, quinazoliny, quinolinyl, 4H-quinoliziny, quinoxaliny, quinuclidiny, tetrahydrofuranyl, tetrahydroisoquinolinyl, tetrahydroquinolinyl, tetrazolyl, 6H-1,2,5-thiadiazinyl, 1,2,3-thiadiazolyl, 1,2,4-thiadiazolyl, 1,2,5-thiadiazolyl, 1,3,4-thiadiazolyl, thianthrenyl, thiazolyl, thienyl, thienothiazolyl, thienooxazolyl, thienoimidazolyl, thiophenyl, triazinyl, 1,2,3-triazolyl, 1,2,4-triazolyl, 1,2,5-triazolyl, 1,3,4-triazolyl, and xanthylenyl.

[0028] As used herein, the phrase “pharmaceutically acceptable” refers to those compounds, materials, compositions, carriers, and/or dosage forms which are, within the scope of sound medical judgment, suitable for use in contact with the tissues of human beings and animals without excessive toxicity, irritation, allergic response, or other problem or complication, commensurate with a reasonable benefit/risk ratio.

[0029] As used herein, “pharmaceutically acceptable salts” refer to derivatives of the disclosed compounds wherein the parent compound is modified by making acid or base salts thereof. Examples of pharmaceutically acceptable salts include, but are not limited to, mineral or organic acid salts of basic residues such as amines, alkali or organic salts of acidic residues such as carboxylic acids, and the like. The pharmaceutically acceptable salts include the conventional non-toxic salts or the quaternary ammonium salts of the parent com-

pound formed, for example, from non-toxic inorganic or organic acids. For example, such conventional non-toxic salts include, but are not limited to, those derived from inorganic and organic acids selected from 2-acetoxybenzoic, 2-hydroxyethane sulfonic, acetic, ascorbic, benzene sulfonic, benzoic, bicarbonic, carbonic, citric, edetic, ethane disulfonic, ethane sulfonic, fumaric, glucoheptonic, gluconic, glutamic, glycolic, glycollyarsanilic, hexylresorcinic, hydrabamic, hydrobromic, hydrochloric, hydroiodic, hydroxymaleic, hydroxynaphthoic, isethionic, lactic, lactobionic, lauryl sulfonic, maleic, malic, mandelic, methane sulfonic, napsylic, nitric, oxalic, pamoic, pantothenic, phenylacetic, phosphoric, polygalacturonic, propionic, salicylic, stearic, subacetic, succinic, sulfamic, sulfanilic, sulfuric, tannic, tartaric, and toluene sulfonic.

[0030] The pharmaceutically acceptable salts of the present invention can be synthesized from a parent compound that contains a basic or acidic moiety by conventional chemical methods. Generally, such salts can be prepared by reacting the free acid or base forms of these compounds with a stoichiometric amount of the appropriate base or acid in water or in an organic solvent, or in a mixture of the two; generally, non-aqueous media like ether, ethyl acetate, ethanol, isopropanol, or acetonitrile are preferred. Lists of suitable salts are found in *Remington's Pharmaceutical Sciences*, 18th ed. (Mack Publishing Company, 1990).

[0031] Since prodrugs are known to enhance numerous desirable qualities of pharmaceuticals (e.g., solubility, bio-availability, manufacturing, etc.) the compounds of the present invention may be delivered in prodrug form. Thus, the present invention is intended to cover prodrugs of the presently claimed compounds, methods of delivering the same and compositions containing the same. “Prodrugs” are intended to include any covalently bonded carriers that release an active parent drug of the present invention in vivo when such prodrug is administered to a mammalian subject. Prodrugs of the present invention are prepared by modifying functional groups present in the compound in such a way that the modifications are cleaved, either in routine manipulation or in vivo, to the parent compound. Prodrugs include compounds of the present invention wherein a hydroxy, amino, or sulfhydryl group is bonded to any group that, when the prodrug of the present invention is administered to a mammalian subject, cleaves to form a free hydroxyl, free amino, or free sulfhydryl group, respectively. Examples of prodrugs include, but are not limited to, acetate, formate, and benzoate derivatives of alcohol and amine functional groups in the compounds of the present invention.

[0032] “Stable compound” and “stable structure” are meant to indicate a compound that is sufficiently robust to survive isolation to a useful degree of purity from a reaction mixture, and formulation into an efficacious therapeutic agent.

[0033] As used herein, “treating” or “treatment” means the treatment of a disease-state in a mammal, particularly in a human, and include: (a) preventing the disease-state from occurring in a mammal, in particular, when such mammal is predisposed to the disease-state but has not yet been diagnosed as having it; (b) inhibiting the disease-state, i.e., arresting its development; and/or (c) relieving the disease-state, i.e., causing regression of the disease state.

[0034] As used herein, “mammal” refers to human and non-human patients.

[0035] As used herein, the term “effective amount” refers to an amount of a compound, or a combination of compounds, of

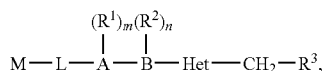
the present invention effective when administered alone or in combination as an anti-proliferative and/or anti-infective agent. The combination of compounds is preferably a synergistic combination. Synergy, as described, for example, by Chou and Talalay, *Adv. Enzyme Regul.* 1984, 22:27-55, occurs when the effect of the compounds when administered in combination is greater than the additive effect of the compounds when administered alone as a single agent. In general, a synergistic effect is most clearly demonstrated at sub-optimal concentrations of the compounds. Synergy can be in terms of lower cytotoxicity, increased anti-proliferative and/or anti-infective effect, or some other beneficial effect of the combination compared with the individual components.

[0036] All percentages and ratios used herein, unless otherwise indicated, are by weight.

[0037] Throughout the description, where compositions are described as having, including, or comprising specific components, it is contemplated that compositions also consist essentially of, or consist of, the recited components. Similarly, where processes are described as having, including, or comprising specific process steps, the processes also consist essentially of, or consist of, the recited processing steps. Further, it should be understood that the order of steps or order for performing certain actions are immaterial so long as the invention remains operable. Moreover, two or more steps or actions may be conducted simultaneously.

2. Compounds of the Invention

[0038] In one aspect, the invention provides compounds having the formula:



or a pharmaceutically acceptable salt, ester or prodrug thereof, wherein:

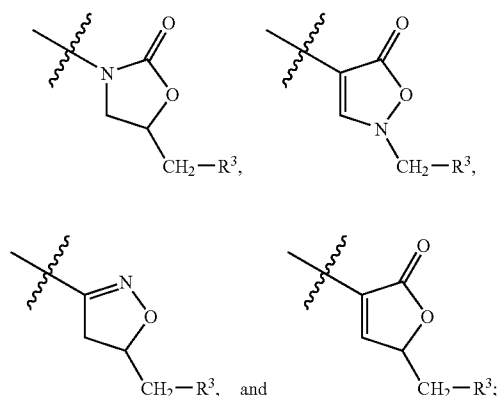
[0039] A is selected from the group consisting of:

[0040] phenyl, pyridyl, pyrazinyl, pyrimidinyl, and pyridazinyl;

[0041] B is selected from the group consisting of:

[0042] phenyl, pyridyl, pyrazinyl, pyrimidinyl, and pyridazinyl;

[0043] Het-CH₂-R³ is selected from the group consisting of:



[0044] M is selected from the group consisting of:

[0045] a) saturated, unsaturated, or aromatic C₃₋₁₄ carbocycle, and b) saturated, unsaturated, or aromatic 3-14 membered heterocycle containing one or more heteroatoms selected from the group consisting of nitrogen, oxygen, and sulfur,

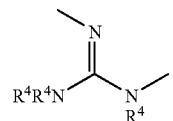
[0046] wherein a) or b) optionally is substituted with one or more R⁵ groups;

[0047] M-L is selected from the group consisting of:

[0048] a) M-X, b) M-L¹, c) M-L¹-X, d) M-X-L², e) M-L¹-X-L², f) M-X-L¹-X-L², g) M-L¹-X-L²-X, h) M-X-X-, i) M-L¹-X-X-, j) M-X-X-L², and k) M-L¹-X-X-L², wherein

[0049] X, at each occurrence, independently is selected from the group consisting of:

[0050] a) -O-, b) -NR⁴-, c) -N(O)-, d) -N(OR⁴)-, e) -S(O)_p-, f) -SO₂NR⁴-, g) -NR⁴SO₂-, h) -NR⁴-N=, i) =N-NR⁴-, j) -O-N=, k) =N-O-, l) -N=, m) =N-, n) -NR⁴-NR⁴-, o) -NR⁴C(O)O-, p) -OC(O)NR⁴-, q) -NR⁴C(O)NR⁴- r) -NR⁴C(NR⁴)NR⁴-, and s)



[0051] L¹ is selected from the group consisting of:

[0052] a) C₁₋₆ alkyl, b) C₂₋₆ alkenyl, and c) C₂₋₆ alky-nyl,

[0053] wherein any of a)-c) optionally is substituted with one or more R⁷ groups; and

[0054] L² is selected from the group consisting of:

[0055] a) C₁₋₆ alkyl, b) C₂₋₆ alkenyl, and c) C₂₋₆ alky-nyl,

[0056] wherein any of a)-c) optionally is substituted with one or more R⁵ groups;

[0057] R¹, at each occurrence, independently is selected from the group consisting of:

[0058] a) F, b) Cl, c) Br, d) I, e) -CF₃, f) -OR⁴, g) -CN, h) -NO₂, i) -NR⁴R⁴, j) -C(O)R⁴, k) -C(O)OR⁴, l) -OC(O)R⁴, m) -C(O)NR⁴R⁴, n) -NR⁴C(O)R⁴, o) -OC(O)NR⁴R⁴, p) -NR⁴C(O)OR⁴, q) -NR⁴C(O)NR⁴R⁴, r) -C(S)R⁴, s) -C(S)OR⁴, t) -OC(S)R⁴, u) -C(S)NR⁴R⁴, v) -NR⁴C(S)R⁴, w) -OC(S)NR⁴R⁴, x) -NR⁴C(S)OR⁴, y) -NR⁴C(S)NR⁴R⁴, z) -NR⁴C(NR⁴)NR⁴R⁴, aa) -S(O)_pR⁴, bb) -SO₂NR⁴R⁴, and cc) R⁴;

[0059] R², at each occurrence, independently is selected from the group consisting of:

[0060] a) F, b) Cl, c) Br, d) I, e) -CF₃, f) -OR⁴, g) -CN, h) -NO₂, i) -NR⁴R⁴, j) -C(O)R⁴, k) -C(O)OR⁴, l) -OC(O)R⁴, m) -C(O)NR⁴R⁴, n) -NR⁴C(O)R⁴, o) -OC(O)NR⁴R⁴, p) -NR⁴C(O)OR⁴, q) -NR⁴C(O)NR⁴R⁴, r) -C(S)R⁴, s) -C(S)OR⁴, t) -OC(S)R⁴, u) -C(S)NR⁴R⁴, v) -NR⁴C(S)R⁴, w) -OC(S)NR⁴R⁴, x) -NR⁴C(S)OR⁴, y) -NR⁴C(S)NR⁴R⁴, z) -NR⁴C(NR⁴)NR⁴R⁴, aa) -S(O)_pR⁴, bb) -SO₂NR⁴R⁴, and cc) R⁴;

[0061] R³ is selected from the group consisting of:

[0062] a) -OR⁴, b) -NR⁴R⁴, c) -C(O)R⁴, d) -C(O)OR⁴, e) -OC(O)R⁴, f) -C(O)NR⁴R⁴, g) -NR⁴C(O)

R⁴, h) —OC(O)NR⁴R⁴, i) —NR⁴C(O)OR⁴, j) —NR⁴C(O)NR⁴R⁴, k) —C(S)R⁴, l) —C(S)OR⁴, m) —OC(S)R⁴, n) —C(S)NR⁴R⁴, o) —NR⁴C(S)R⁴, p) —OC(S)NR⁴R⁴, q) —NR⁴C(S)OR⁴, r) —NR⁴C(S)NR⁴R⁴, s) —NR⁴C(NR⁴)NR⁴R⁴, t) —S(O)_pR⁴, u) —SO₂NR⁴R⁴, and v) R⁴;

[0063] R⁴, at each occurrence, independently is selected from the group consisting of:

[0064] a) H, b) C₁₋₆ alkyl, c) C₂₋₆ alkenyl, d) C₂₋₆ alkynyl, e) C₃₋₁₄ saturated, unsaturated, or aromatic carbocycle, f) 3-14 membered saturated, unsaturated, or aromatic heterocycle comprising one or more heteroatoms selected from the group consisting of nitrogen, oxygen, and sulfur, g) —C(O)—C₁₋₆ alkyl, h) —C(O)—C₂₋₆ alkenyl, i) —C(O)—C₂₋₆ alkynyl, j) —C(O)—C₃₋₁₄ saturated, unsaturated, or aromatic carbocycle, k) —C(O)—3-14 membered saturated, unsaturated, or aromatic heterocycle comprising one or more heteroatoms selected from the group consisting of nitrogen, oxygen, and sulfur, l) —C(O)O—C₁₋₆ alkyl, m) —C(O)O—C₂₋₆ alkenyl, n) —C(O)O—C₂₋₆ alkynyl, o) —C(O)O—C₃₋₁₄ saturated, unsaturated, or aromatic carbocycle, and p) —C(O)O-3-14 membered saturated, unsaturated, or aromatic heterocycle comprising one or more heteroatoms selected from the group consisting of nitrogen, oxygen, and sulfur,

[0065] wherein any of b)-p) optionally is substituted with one or more R⁵ groups;

[0066] R⁵, at each occurrence, is independently selected from the group consisting of:

[0067] a) F, b) Cl, c) Br, d) I, e) —O, f) —S, g) —NR⁶, h) —NOR⁶, i) —N—NR⁶R⁶, j) —CF₃, k) —OR⁶, l) —CN, m) —NO₂, n) —NR⁶R⁶, o) —C(O)R⁶, p) —C(O)OR⁶, q) —OC(O)R⁶, r) —C(O)NR⁶R⁶, s) —NR⁶C(O)R⁶, t) —OC(O)NR⁶R⁶, u) —NR⁶C(O)OR⁶, v) —NR⁶C(O)NR⁶R⁶, w) —C(S)R⁶, x) —C(S)OR⁶, y) —OC(S)R⁶, z) —C(S)NR⁶R⁶, aa) —NR⁶C(S)R⁶, bb) —OC(S)NR⁶R⁶, cc) —NR⁶C(S)OR⁶, dd) —NR⁶C(S)NR⁶R⁶, ee) —NR⁶C(NR⁶)NR⁶R⁶, ff) —S(O)_pR⁶, gg) —SO₂NR⁶R⁶, and hh) R⁶;

[0068] R⁶, at each occurrence, independently is selected from the group consisting of:

[0069] a) H, b) C₁₋₆ alkyl, c) C₂₋₆ alkenyl, d) C₂₋₆ alkynyl, e) C₃₋₁₄ saturated, unsaturated, or aromatic carbocycle, f) 3-14 membered saturated, unsaturated, or aromatic heterocycle comprising one or more heteroatoms selected from the group consisting of nitrogen, oxygen, and sulfur, g) —C(O)—C₁₋₆ alkyl, h) —C(O)—C₂₋₆ alkenyl, i) —C(O)—C₂₋₆ alkynyl, j) —C(O)—C₃₋₁₄ saturated, unsaturated, or aromatic carbocycle, k) —C(O)—3-14 membered saturated, unsaturated, or aromatic heterocycle comprising one or more heteroatoms selected from the group consisting of nitrogen, oxygen, and sulfur, l) —C(O)O—C₁₋₆ alkyl, m) —C(O)O—C₂₋₆ alkenyl, n) —C(O)O—C₂₋₆ alkynyl, o) —C(O)O—C₃₋₁₄ saturated, unsaturated, or aromatic carbocycle, and p) —C(O)O-3-14 membered saturated, unsaturated, or aromatic heterocycle comprising one or more heteroatoms selected from the group consisting of nitrogen, oxygen, and sulfur,

[0070] wherein any of b)-p) optionally is substituted with one or more R⁷ groups;

[0071] R⁷, at each occurrence, independently is selected from the group consisting of:

[0072] a) F, b) Cl, c) Br, d) I, e) —O, f) —S, g) —NR⁸, h) —NOR⁸, i) —N—NR⁸R⁸, j) —CF₃, k) —OR⁸, l) —CN, m) —NO₂, n) —NR⁸R⁸, o) —C(O)R⁸, p) —C(O)OR⁸, q) —OC(O)R⁸, r) —C(O)NR⁸R⁸, s) —NR⁸C(O)R⁸, t) —OC(O)NR⁸R⁸, u) —NR⁸C(O)OR⁸, v) —NR⁸C(O)NR⁸R⁸, w) —C(S)R⁸, x) —C(S)OR⁸, y) —OC(S)R⁸, z) —C(S)NR⁸R⁸, aa) —NR⁸C(S)R⁸, bb) —OC(S)NR⁸R⁸, cc) —NR⁸C(S)OR⁸, dd) —NR⁸C(S)NR⁸R⁸, ee) —NR⁸C(NR⁸)NR⁸R⁸, ff) —S(O)_pR⁸, gg) —SO₂NR⁸R⁸, hh) C₁₋₆ alkyl, ii) C₂₋₆ alkenyl, jj) C₂₋₆ alkynyl, kk) C₃₋₁₄ saturated, unsaturated, or aromatic carbocycle, and ll) 3-14 membered saturated, unsaturated, or aromatic heterocycle comprising one or more heteroatoms selected from the group consisting of nitrogen, oxygen, and sulfur,

[0073] wherein any of hh)-ll) optionally is substituted with one or more moieties selected from the group consisting of R⁸, F, Cl, Br, I, —CF₃, —OR⁸, —SR⁸, —CN, —NO₂, —NR⁸R⁸, —C(O)R⁸, —C(O)OR⁸, —OC(O)R⁸, —C(O)NR⁸R⁸, —NR⁸C(O)R⁸, —OC(O)NR⁸R⁸, —NR⁸C(O)OR⁸, —NR⁸C(O)NR⁸R⁸, —C(S)R⁸, —C(S)OR⁸, —OC(S)R⁸, —C(S)NR⁸R⁸, —NR⁸C(S)R⁸, —OC(S)NR⁸R⁸, —NR⁸C(S)OR⁸, —NR⁸C(S)NR⁸R⁸, —SO₂NR⁸R⁸, and —S(O)_pR⁸;

[0074] R⁸, at each occurrence, independently is selected from the group consisting of:

[0075] a) H, b) C₁₋₆ alkyl, c) C₂₋₆ alkenyl, d) C₂₋₆ alkynyl, e) C₃₋₁₄ saturated, unsaturated, or aromatic carbocycle, f) 3-14 membered saturated, unsaturated, or aromatic heterocycle comprising one or more heteroatoms selected from the group consisting of nitrogen, oxygen, and sulfur, g) —C(O)—C₁₋₆ alkyl, h) —C(O)—C₂₋₆ alkenyl, i) —C(O)—C₂₋₆ alkynyl, j) —C(O)—C₃₋₁₄ saturated, unsaturated, or aromatic carbocycle, k) —C(O)—3-14 membered saturated, unsaturated, or aromatic heterocycle comprising one or more heteroatoms selected from the group consisting of nitrogen, oxygen, and sulfur, l) —C(O)O—C₁₋₆ alkyl, m) —C(O)O—C₂₋₆ alkenyl, n) —C(O)O—C₂₋₆ alkynyl, o) —C(O)O—C₃₋₁₄ saturated, unsaturated, or aromatic carbocycle, and p) —C(O)O-3-14 membered saturated, unsaturated, or aromatic heterocycle comprising one or more heteroatoms selected from the group consisting of nitrogen, oxygen, and sulfur,

[0076] wherein any of b)-p) optionally is substituted with one or more moieties selected from the group consisting of F, Cl, Br, I, —CF₃, —OH, —OCH₃, —SH, —SCH₃, —CN, —NO₂, —NH₂, —NHCH₃, —N(CH₃)₂, —C(O)CH₃, —C(O)OCH₃, —C(O)NH₂, —NHC(O)CH₃, —SO₂NH₂, —SO₂NHCH₃, —SO₂N(CH₃)₂, and —S(O)_pCH₃;

[0077] m is 0, 1, 2, 3, or 4;

[0078] n is 0, 1, 2, 3, or 4; and

[0079] p, at each occurrence, independently is 0, 1, or 2,

[0080] and wherein the compound does not have the formula corresponding to any of the structures listed in Table 1.

TABLE 1

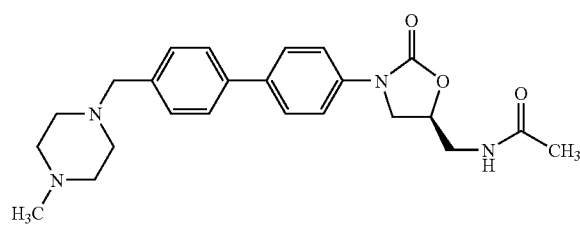
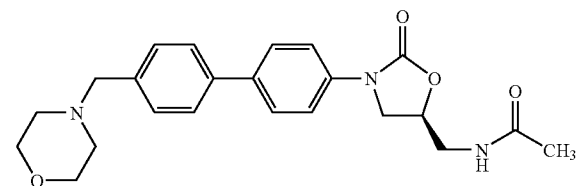
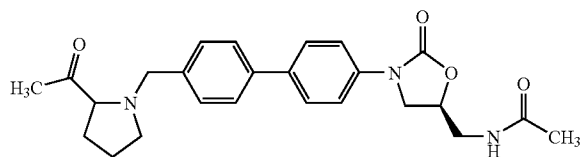
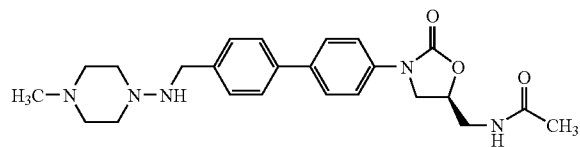
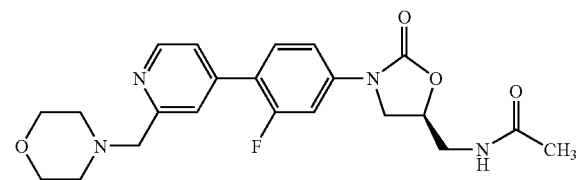
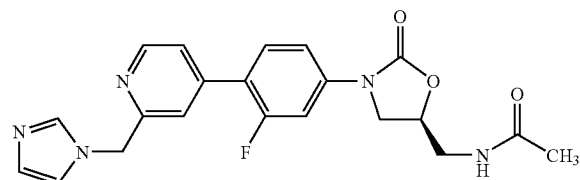
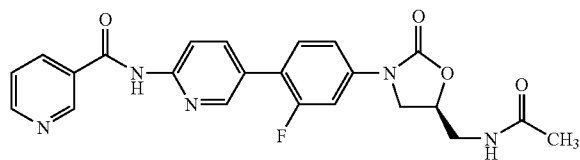
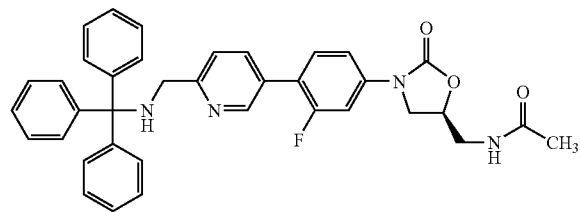


TABLE 1-continued

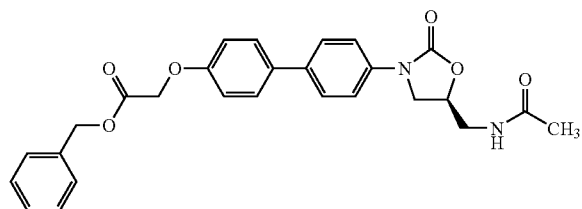
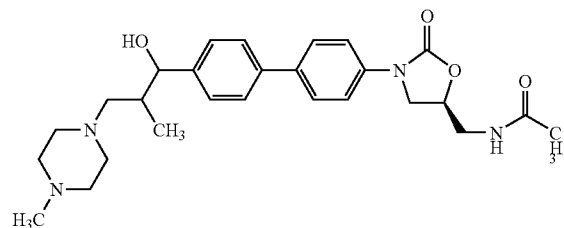
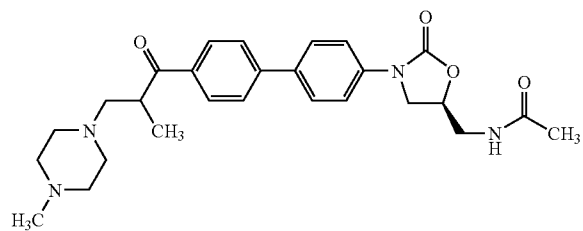
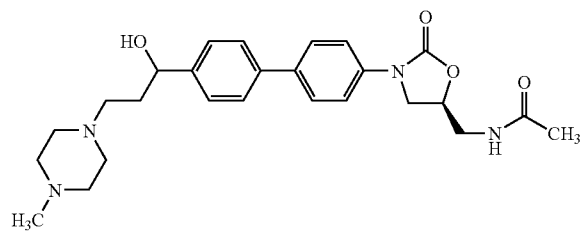
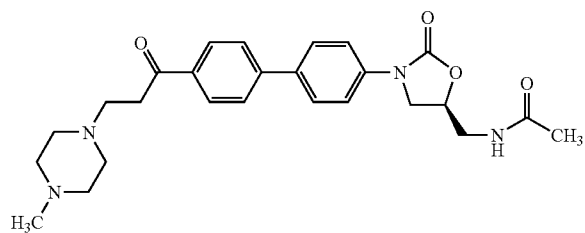
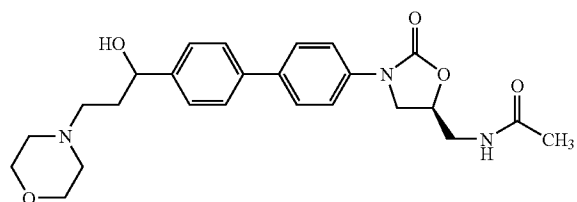


TABLE 1-continued

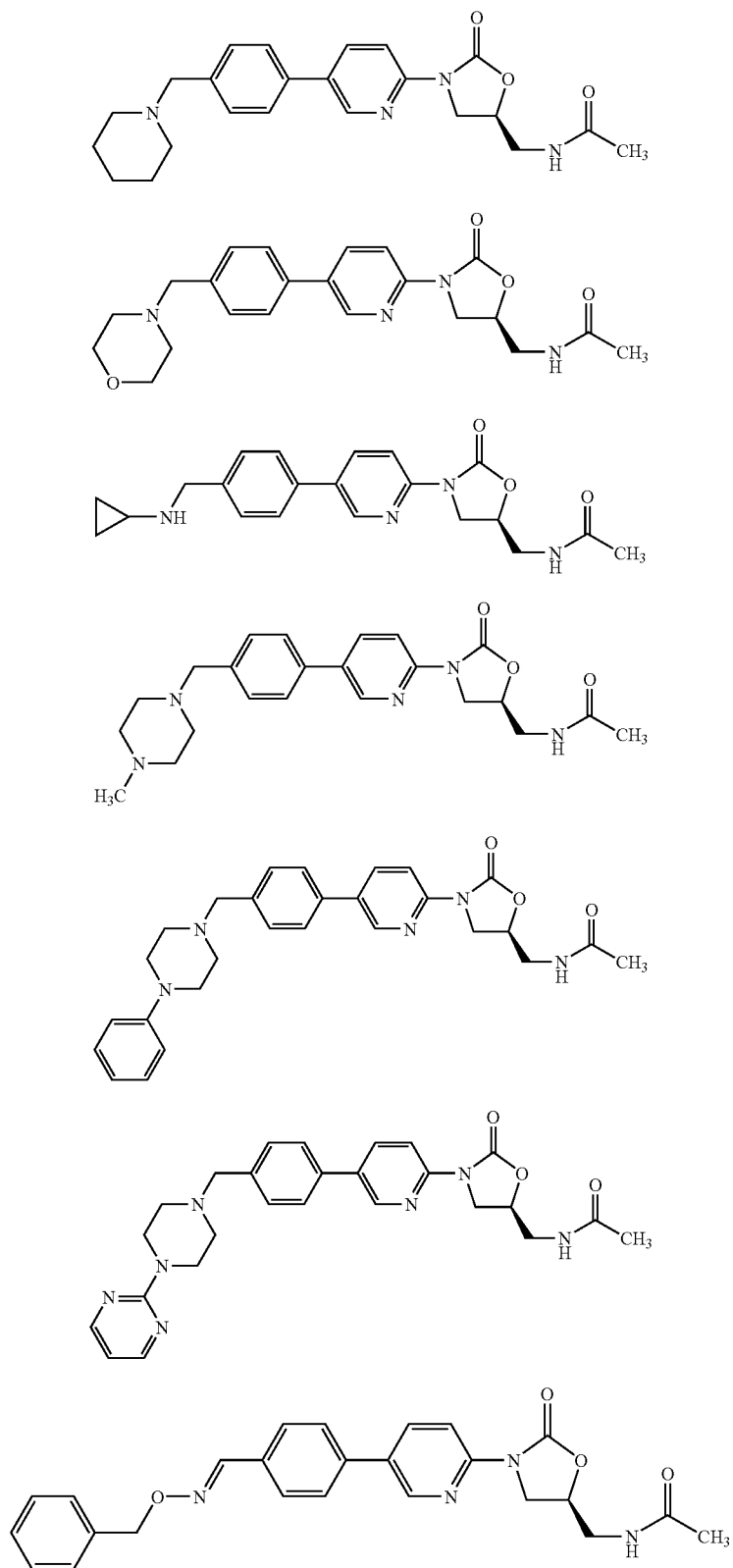
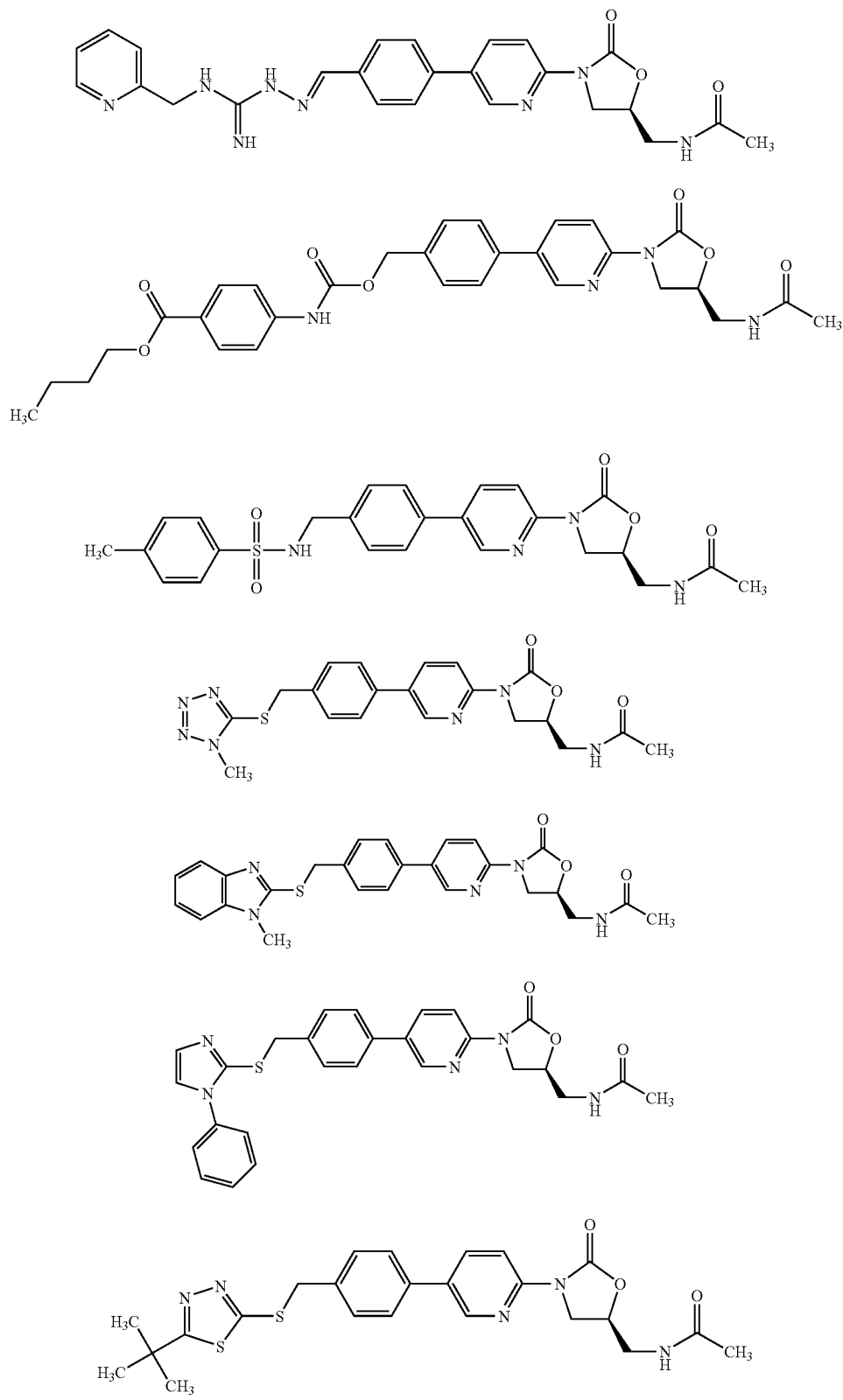
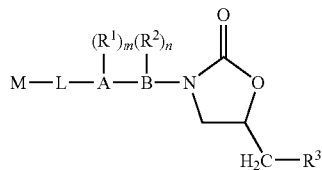


TABLE 1-continued

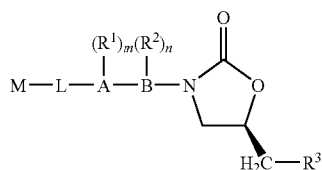


[0081] Particular embodiments of the invention include compounds having the formula:



or a pharmaceutically acceptable salt, ester or prodrug thereof, wherein A, B, L, M, R¹, R², R³, m, and n are defined above.

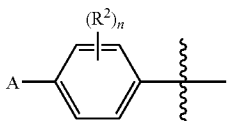
[0082] Other embodiments include compounds having the formula:



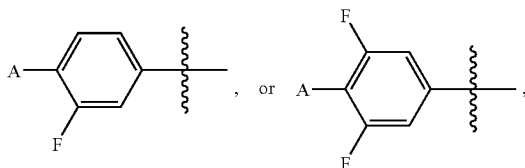
or a pharmaceutically acceptable salt, ester or prodrug thereof, wherein A, B, L, M, R¹, R², R³, m, and n are defined as described above.

[0083] Particular compounds include those where A is selected from the group consisting of phenyl and pyridyl; B is selected from the group consisting of phenyl and pyridyl; m is 0, 1, or 2; and n is 0, 1, or 2.

[0084] In some embodiments, A-B is:

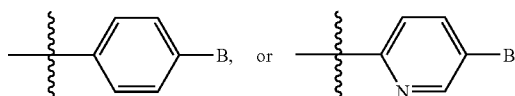


wherein A, R², and n are defined as described above. In particular embodiments, A-B is:



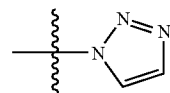
wherein A is defined as described above.

[0085] In various embodiments, A-B is:

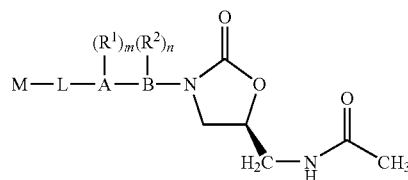


wherein B is defined as described in above.

[0086] In some embodiments, R³ is —NHC(O)R⁴. Particular compounds according to these embodiments include those where R⁴ is —CH₃ or

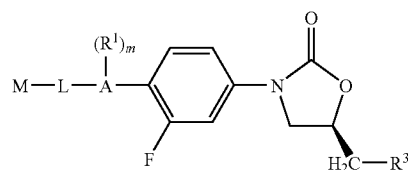


[0087] Particular embodiments of the invention include compounds having the formula:



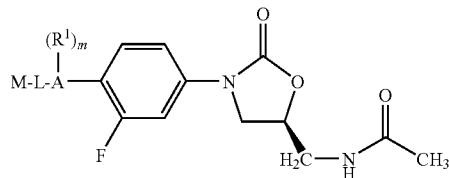
or a pharmaceutically acceptable salt, ester or prodrug thereof, wherein A, B, L, M, R¹, R², m, and n are defined as described above.

[0088] Other embodiments of the invention include compounds having the formula:



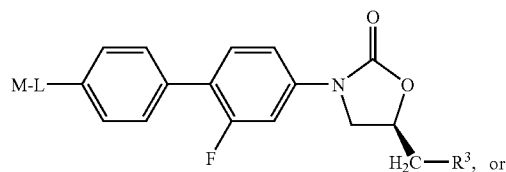
or a pharmaceutically acceptable salt, ester or prodrug thereof, wherein A, L, M, R¹, R³, and m are defined as described above.

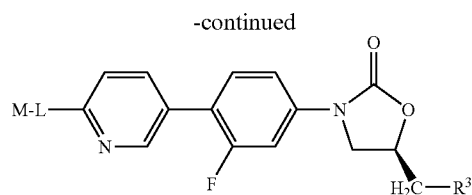
[0089] Still other embodiments of the invention include compounds having the formula:



or a pharmaceutically acceptable salt, ester or prodrug thereof, wherein A, L, M, R¹, and m are defined as described above.

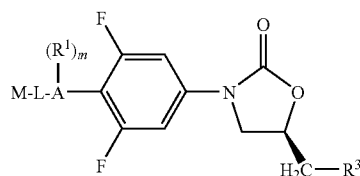
[0090] Some embodiments of the invention include compounds having the formula:





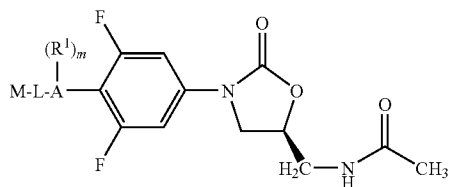
or a pharmaceutically acceptable salt, ester or prodrug thereof, wherein L, M, and R³ are defined as described above. Particular compounds according to these embodiments include those wherein R³ is —NHC(O)CH₃.

[0091] Other embodiments of the invention include compounds having the formula:



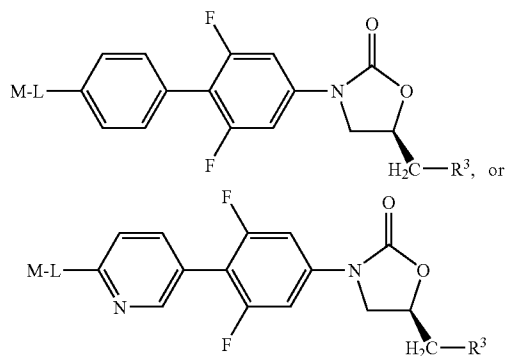
or a pharmaceutically acceptable salt, ester or prodrug thereof, wherein A, L, M, R¹, R³, and m are defined as described above.

[0092] Still other embodiments of the invention include compounds having the formula:



or a pharmaceutically acceptable salt, ester or prodrug thereof, wherein A, L, M, R¹, and m are defined as described above.

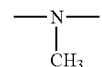
[0093] Some embodiments of the invention include compounds having the formula:



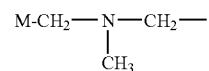
or a pharmaceutically acceptable salt, ester or prodrug thereof, wherein L, M, and R³ are defined as described above. Particular compounds according to these embodiments include those wherein R³ is —NHC(O)CH₃.

[0094] In some embodiments, M-L is M-L¹, and L¹ is C₁₋₆ alkyl. In particular embodiments, M-L¹ is M-CH₂—.

[0095] In other embodiments, M-L is M-L¹-X-L², and X is —NR⁴—. In particular compounds according to these embodiments, X is —NH—, —N(O)—, or —N(OR⁴)—, where R⁴ is H or C₁₋₆ alkyl. Other compounds include those where X is



In certain compounds according to these embodiments, L¹ is C₁₋₆ alkyl, and L² is C₁₋₆ alkyl. In some embodiments, L¹ is —CH₂— and L² is —CH₂—. Particular examples of compounds according to these embodiments include those where M-L is M-CH₂—NH—CH₂— or



[0096] In still other embodiments, M-L is M-S-L¹-NR⁴-L², wherein L¹ is C₁₋₆ alkyl, and L² is C₁₋₆ alkyl. In particular compounds according to these embodiments, M-L is M-S—CH₂CH₂—NH—CH₂—.

[0097] In particular embodiments, M is selected from the group consisting of:

[0098] a) phenyl, b) pyridyl, c) pyrazinyl, d) pyrimidinyl, e) pyridazinyl, f) oxiranyl, g) aziridinyl, h) Thranyl, i) thiophenyl, j) pyrrolyl, k) oxazolyl, l) isoxazolyl, m) imidazolyl, n) pyrazolyl, o) isothiazolyl, p) thiazolyl, q) triazolyl, r) tetazolyl, s) indolyl, t) purinyl, u) benzofuranyl, v) benzoxazolyl, w) benzisoxazolyl, x) quinolinyl, y) isoquinolinyl, z) quinoxalinyl, aa) quinazolinyl, bb) cinnolinyl, cc) cyclopropyl, dd) cyclobutyl, cc) cyclopentyl, ff) cyclohexyl, gg) cycloheptyl, hh) oxetanyl, ii) tetrahydrofuranyl, jj) tetrahydropyranyl, kk) azetidyl, ll) pyrrolidinyl, mm) piperidinyl, nn) thietanyl, oo) tetrahydrothiophenyl, pp) tetrahydrothiopyranyl, qq) piperazinyl, rr) quinuclidinyl, ss) 1-azabicyclo[2.2.1]heptanyl, tt) morpholinyl, uu) thiomorpholinyl, vv) thioxomorpholinyl, ww) thiodioxomorpholinyl, and xx) benzothiophenyl

wherein any of a)-xx) optionally is substituted with one or more R⁵ groups. In particular embodiments, M is 4-isoxazolyl, [1,2,3]triazol-1-yl, 3H-[1,2,3]triazol-4-yl, 1H-tetrazol-5-yl, piperidin-1-yl, or pyrrolidin-1-yl.

[0099] In preferred embodiments, A is phenyl, substituted phenyl, pyridyl, or substituted pyridyl. Under certain circumstances, when A is pyridin-4-yl substituted with M-L at the 2 position, M-L is not (imidazol-1-yl)methyl or (morpholin-4-yl)methyl.

[0100] In preferred embodiments, B is phenyl or substituted phenyl. More preferably, B is substituted phenyl. Preferred substituents include halogens, and in particular, fluorine. Under certain circumstances, when B is unsubstituted phenyl, M-L is selected from the group consisting of M-X,

M-L¹-X, M-L¹-X-L², M-X-L¹-X-L², M-X—X—, M-L¹-X—X—, M-X—X-L², and M-L¹-X—X-L². Under certain circumstances, when B is pyridin-2-yl substituted with A at the 5 position, M-L is selected from the group consisting of M-X, M-L¹-X, M-L¹-X-L², M-L¹-X-L²-X, M-X—X—, M-X—X-L², and M-L¹-X—X-L².

[0101] In another aspect, the invention provides a pharmaceutical composition comprising an effective amount of one or more of the foregoing compounds and a pharmaceutically acceptable carrier. Suitable formulating agents are described in detail in section 5 hereinbelow.

[0102] One or more of the foregoing compounds may also be incorporated into a medical device. For example, a medical device, such as a medical stent, can contain or be coated with one or more of the compounds of the invention.

[0103] In another aspect, the invention provides a method for treating a microbial infection, a fungal infection, a viral infection, a parasitic disease, a proliferative disease, an inflammatory disease, or a gastrointestinal motility disorder in a mammal. The method involves administering an effective amount of one or more compounds or pharmaceutical compositions of the invention, for example, via oral, parenteral or topical routes.

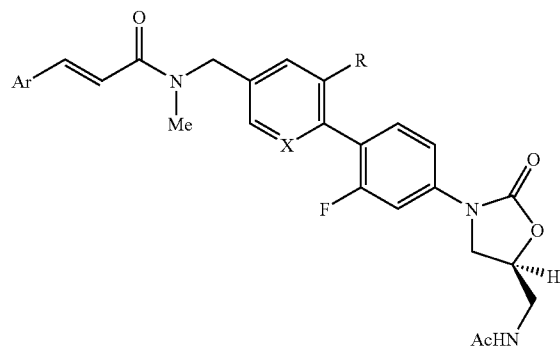
[0104] The invention provides a method of treating a disorder in a mammal comprising the step of administering to the mammal an effective amount of one or more compounds of the invention thereby to ameliorate a symptom of a particular disorder. Such a disorder can be selected from the group consisting of a skin infection, nosocomial pneumonia, post-viral pneumonia, an abdominal infection, a urinary tract infection, bacteremia, septicemia, endocarditis, an atrio-ventricular shunt infection, a vascular access infection, meningitis, surgical prophylaxis, a peritoneal infection, a bone infection, a joint infection, a methicillin-resistant *Staphylococcus aureus* infection, a vancomycin-resistant *Enterococci* infection, a linezolid-resistant organism infection, and tuberculosis.

3. Synthesis of the Compounds of the Invention

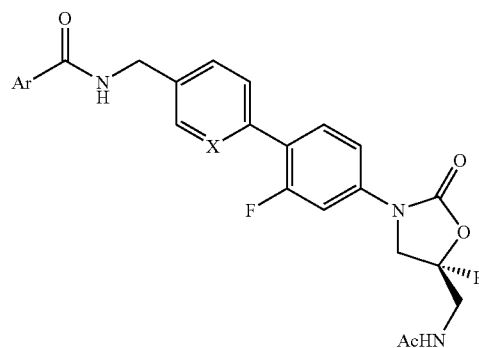
[0105] The invention provides methods and intermediates for making compounds of the present invention. The following schemes depict some exemplary chemistries available for synthesizing the compounds of the invention. It will be appreciated, however, that the desired compounds may be synthesized using other alternative chemistries known in the art.

[0106] The following examples illustrate some of the compounds of the present invention. Compounds of general structures Ia through IVb (wherein X is CH or N) can be synthesized by the chemistries exemplified below in the following schemes.

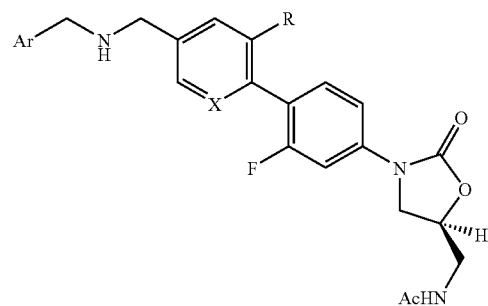
-continued



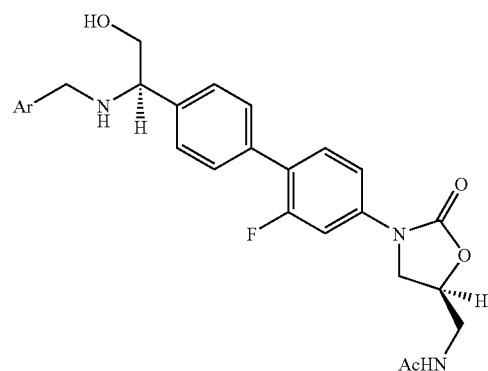
Ib



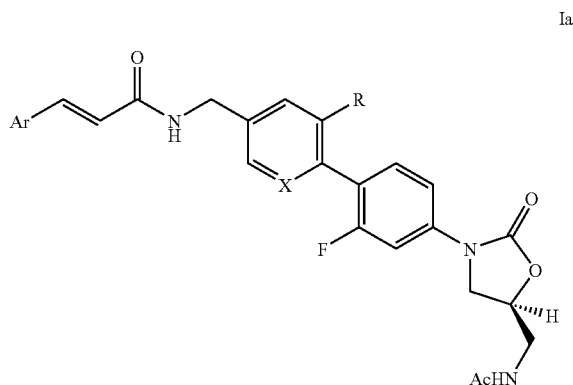
II



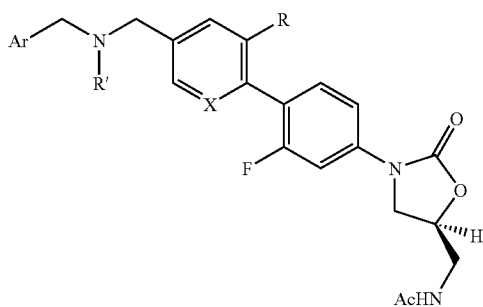
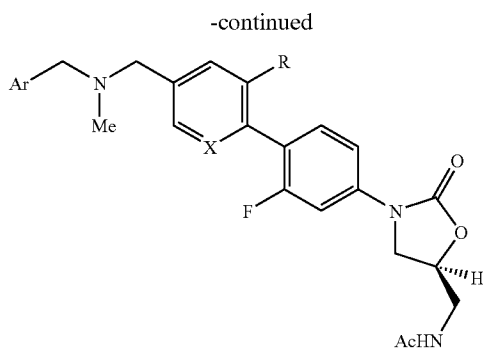
IIIa



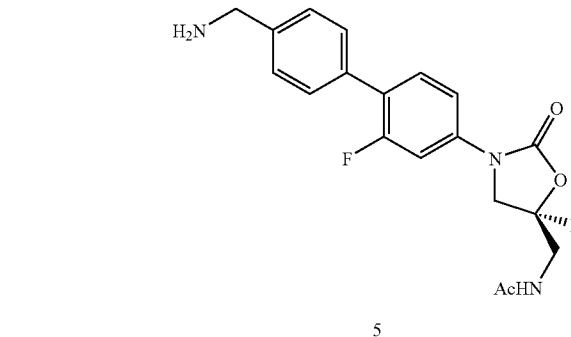
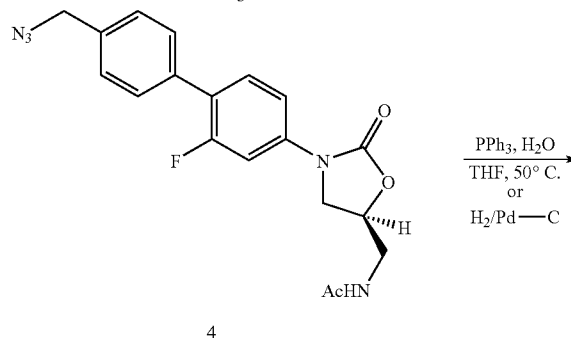
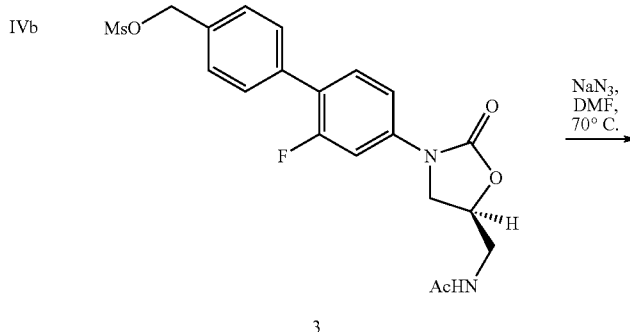
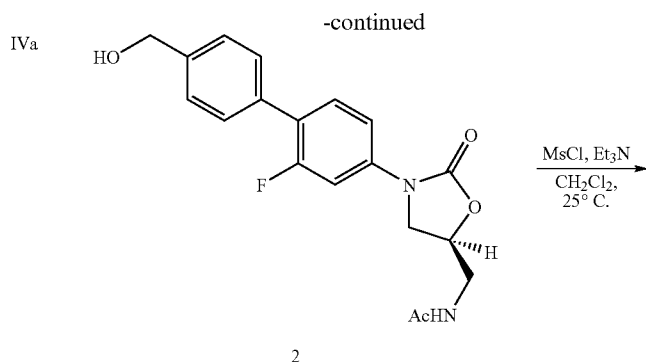
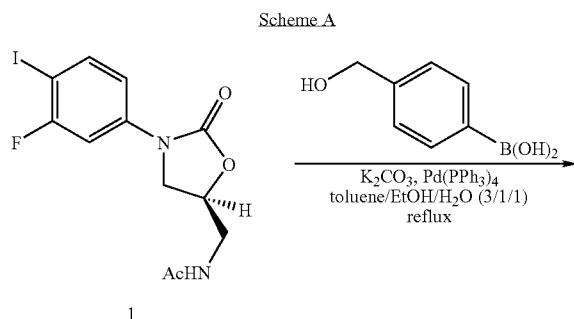
IIIb



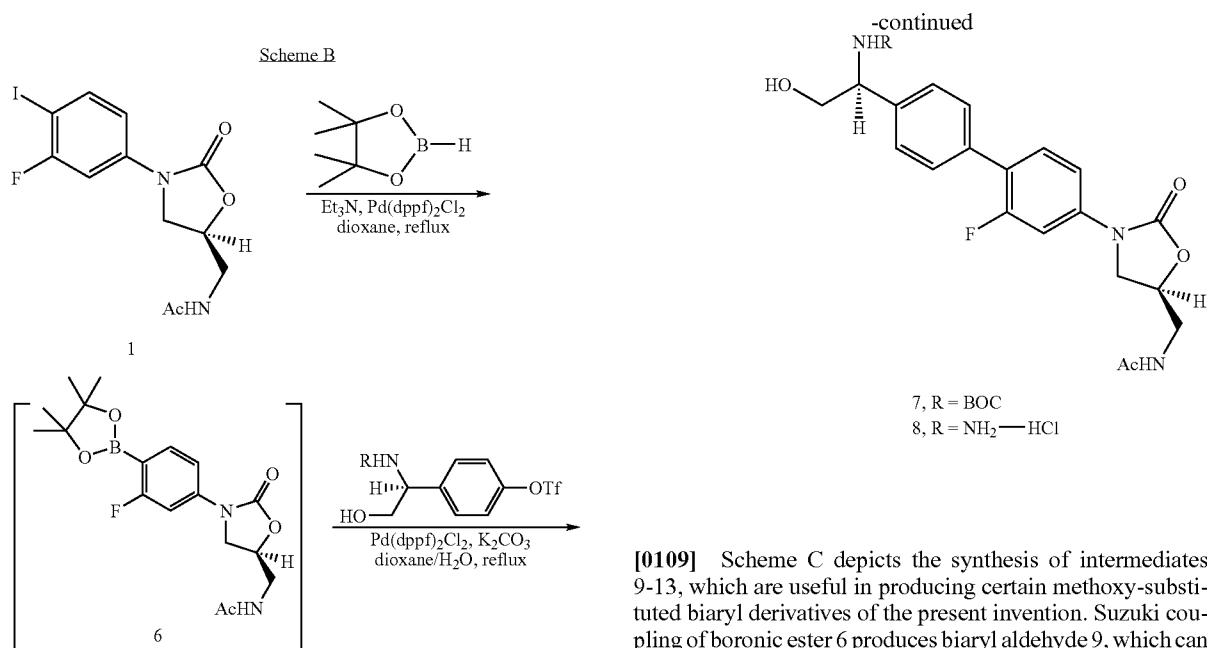
Ia



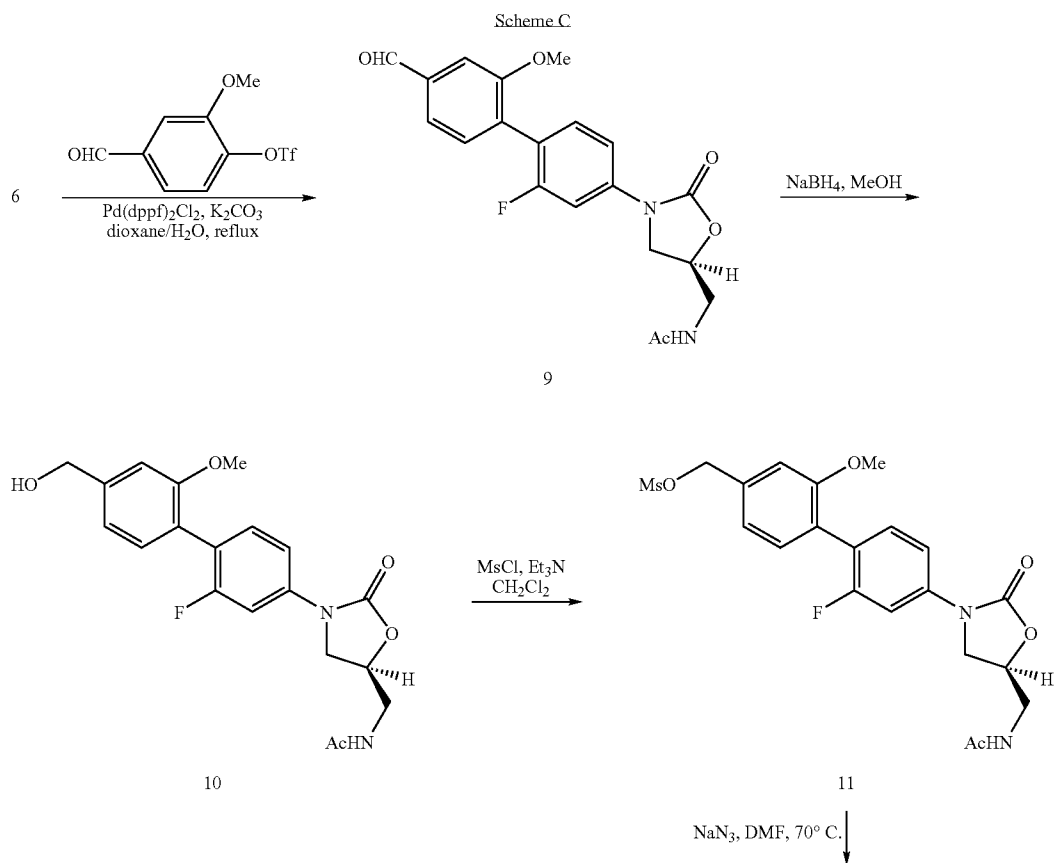
[0107] Scheme A exemplifies the synthesis of biaryl amine intermediate 5, which is useful in producing certain compounds of the present invention. Known iodoaryl oxazolidinone intermediate 1 (see U.S. Pat. Nos. 5,523,403 and 5,565,571) is coupled to a substituted aryl boronic acid (the Suzuki reaction) to produce biaryl alcohol 2. Other coupling reactions (for example, the Stille reaction) using alternate coupling intermediates easily obtained or synthesized by those skilled in the art could also be employed to synthesize target biaryl intermediates similar to 2. These alternate coupling reactions are within the scope of the present invention. Alcohol 2 is then converted to amine 5 by chemistry well known to those skilled in the art.

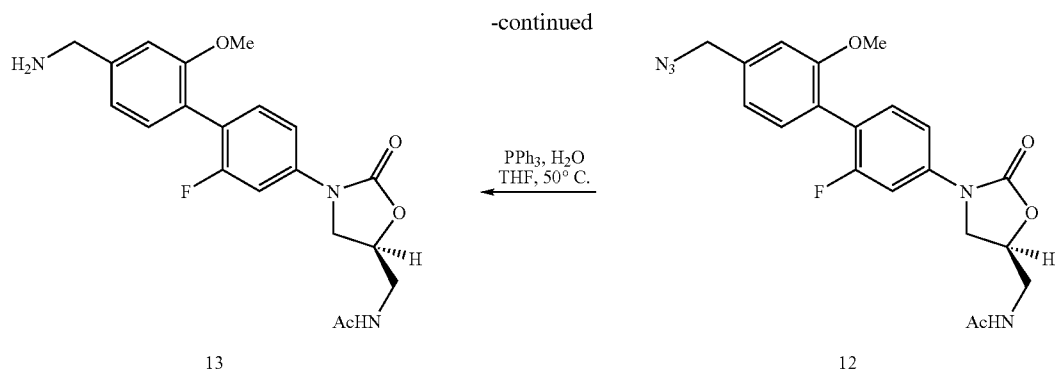


[0108] Scheme B illustrates the synthesis of intermediates 7 and 8 of the present invention using Suzuki coupling chemistry between boronic acids and aryl triflates. Boronic ester 6 is treated with an appropriate aryl triflate to yield the BOC-protected biaryl 7. The BOC group of 7 is removed to provide amine 8, an intermediate useful in the synthesis of certain compounds of the present invention.

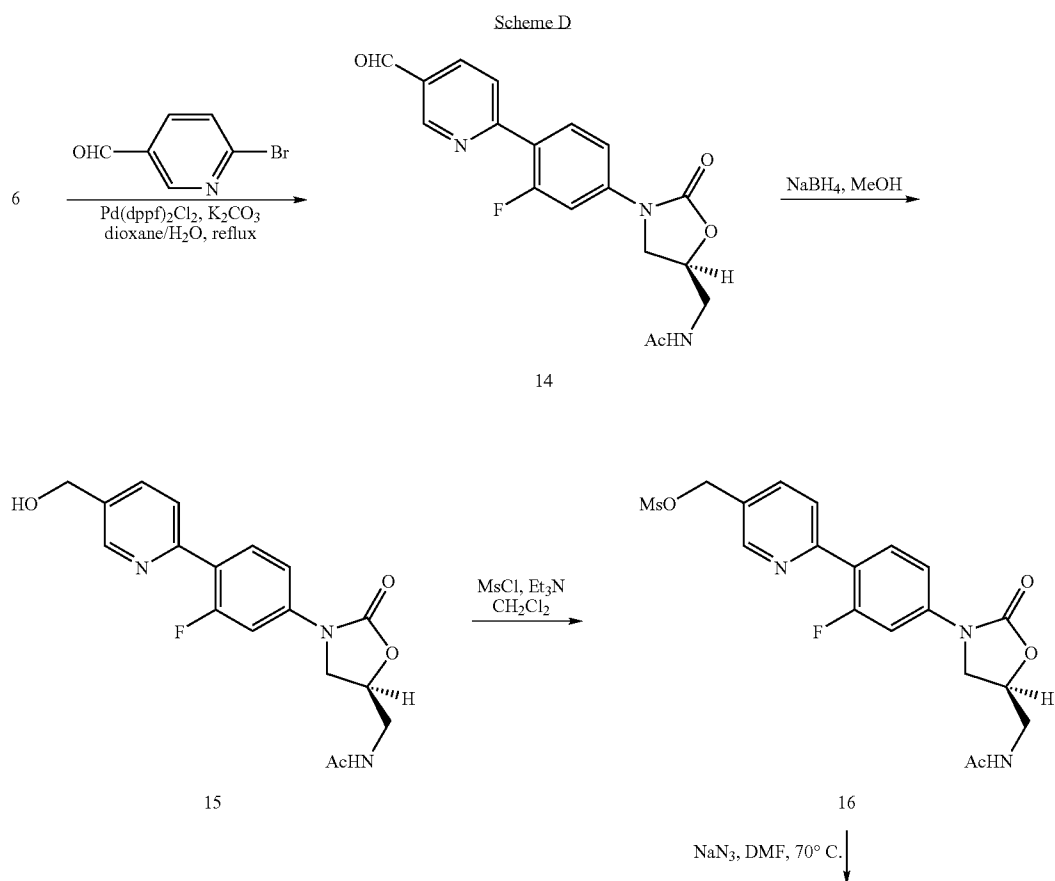


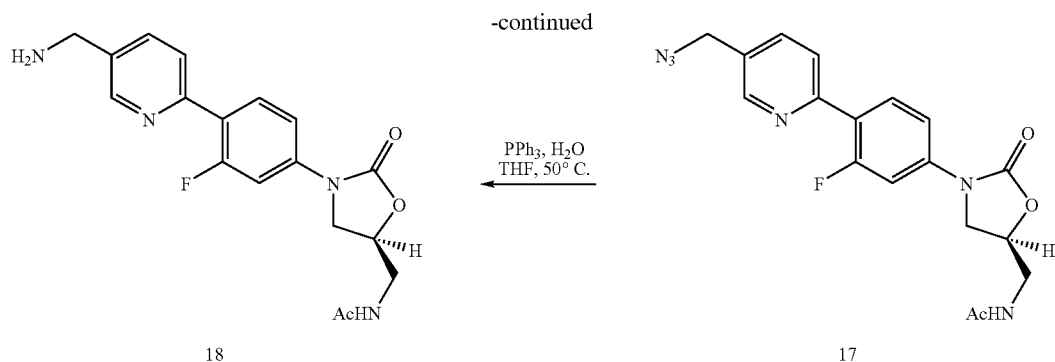
[0109] Scheme C depicts the synthesis of intermediates 9-13, which are useful in producing certain methoxy-substituted biaryl derivatives of the present invention. Suzuki coupling of boronic ester 6 produces biaryl aldehyde 9, which can be reduced to alcohol 10. Mesylation of 10 yields 11 that can be converted to azide 12. Reduction of azide 12 yields amine 13.



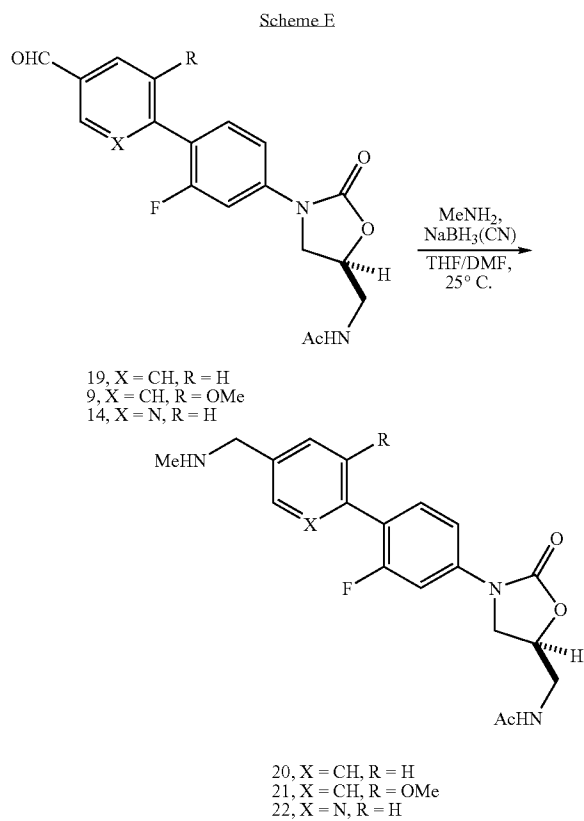


[0110] Scheme D depicts the synthesis of pyridyl intermediates, which are useful for the synthesis of compounds of the present invention, via similar chemistry to that shown in Scheme C. Coupling of boronic ester 6 to a halopyridine aldehyde produces biaryl aldehyde 14. Aldehyde 14 serves as the precursor to intermediates 15-18 via chemistry described above.

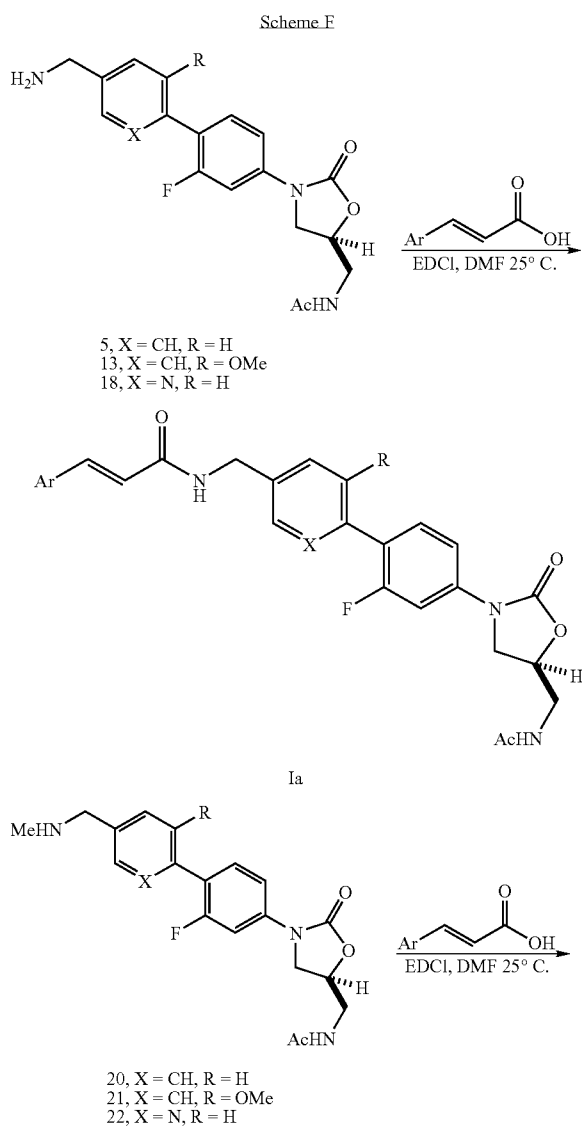




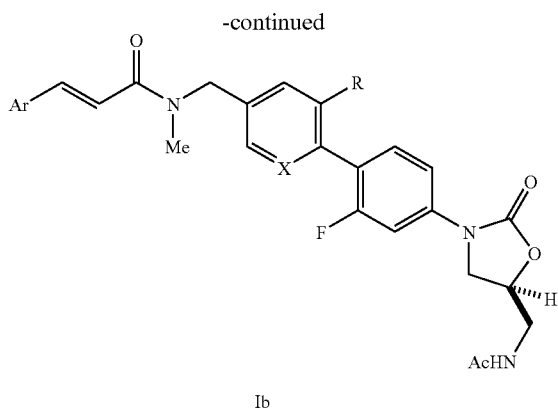
[0111] Biaryl aldehyde 19 (Scheme E) can be synthesized from a Suzuki coupling of iodide 1 and 4-formylphenylboronic acid. Scheme E illustrates how intermediate aldehydes of type 19, 9, and 14 can be converted via reductive amination chemistry to other amines, such as amines 20-22, which are useful as intermediates for the synthesis of certain compounds of the invention.



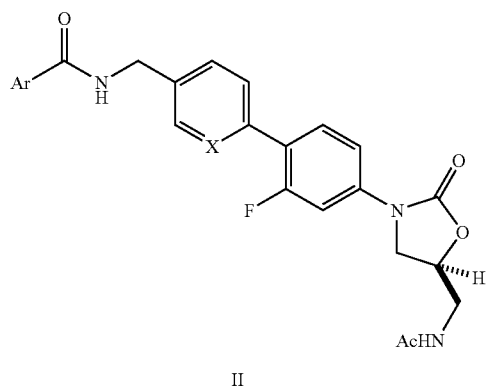
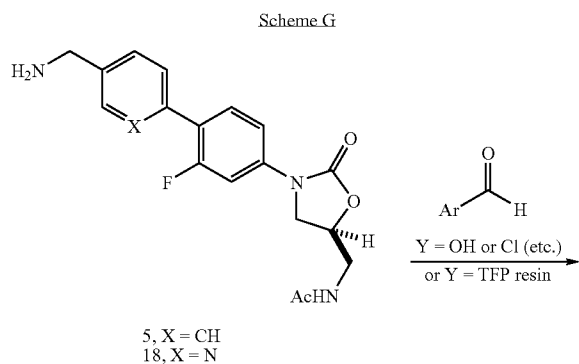
agent. Compounds 4001-4007 were specifically synthesized from amine 5 and the appropriate carboxylic acids.



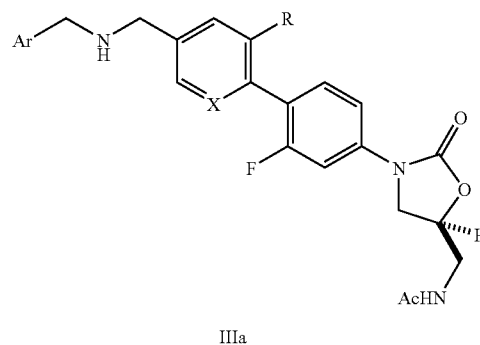
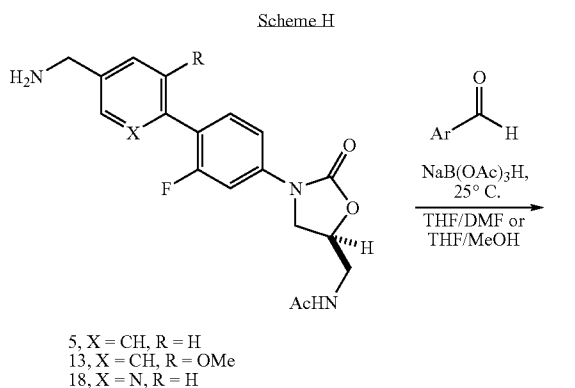
[0112] Scheme F depicts the general synthesis of compounds of type Ia and Ib from amines of type 5, 13, 18, and 20-22. Compounds of type Ia and Ib are synthesized via acylation of amines 5, 13 and 18 and 20-22 with the appropriate acids using, for example, 1-(3-dimethylaminopropyl)-3-ethylcarbodiimide hydrochloride (EDCI) as the coupling



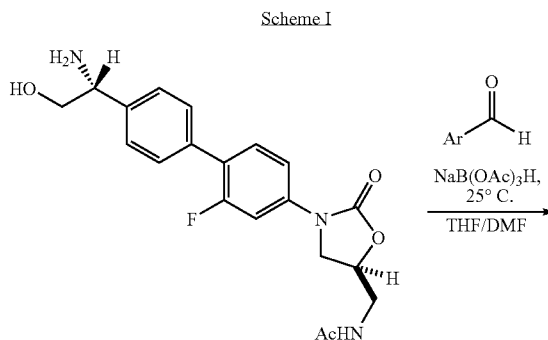
[0113] Scheme G highlights the synthesis of compounds of general structure II from amines of type 5 and 18. The amine can be acylated with carboxylic acids using EDCI (or other commonly employed peptide coupling reagents known in the art) to afford amides II. Acid chlorides can be purchased or synthesized and allowed to react with amines 5 and 18, in the presence of bases such as triethylamine, to also produce amides II. Alternatively, carboxylic acids can be pre-loaded onto a solid polymeric support, such as a tetrafluorophenol containing resin (TFP resin), and reacted with amines to yield amide products of general structure II (such as compounds 4008-4015).

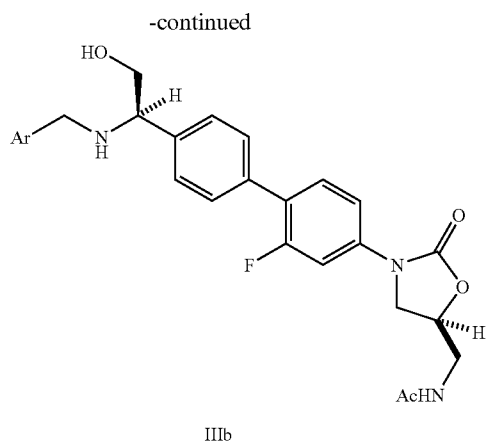


[0114] Scheme H illustrates the synthesis of compounds of general structure IIIa from amines of type 5, 13, and 18 using reductive amination chemistry. For example, biaryl amine compounds 4016-4028 are synthesized in this manner.

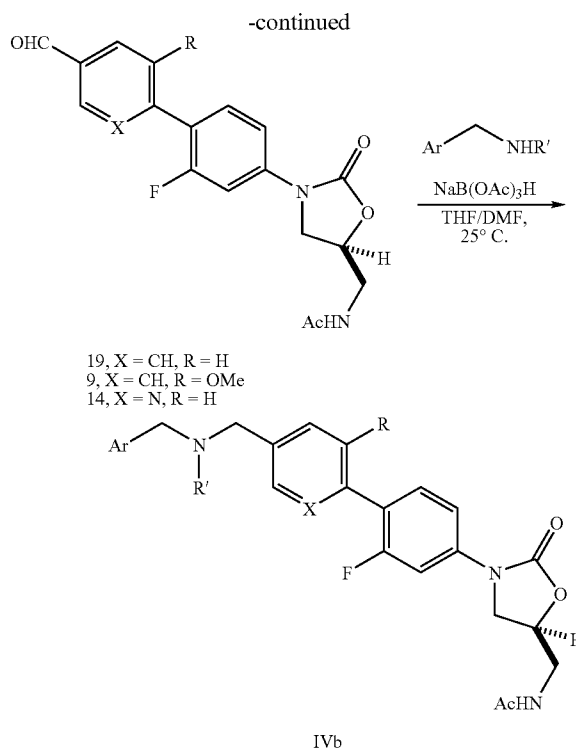
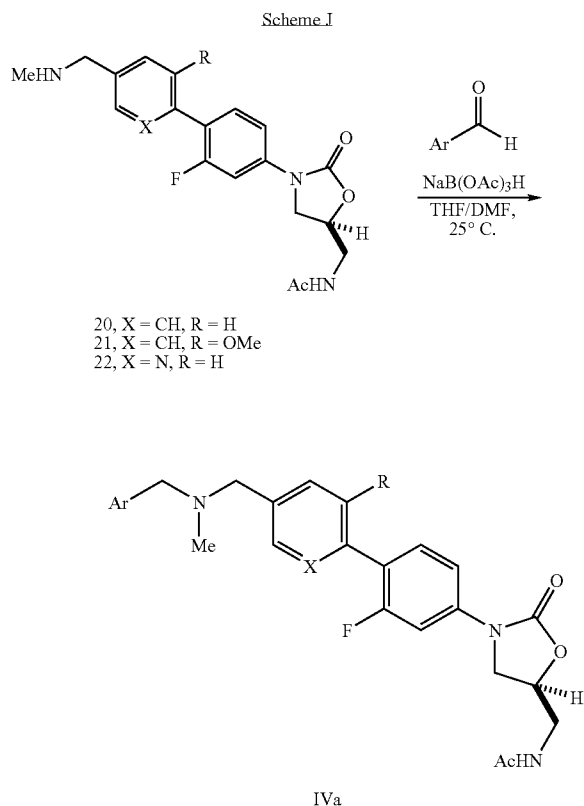


[0115] Scheme I depicts the synthesis of general structure IIIb of the present invention from amine intermediate 8. For example, compounds 4029-4031 are synthesized using this reductive amination chemistry.





[0116] Scheme J shows the synthesis of compounds of general structure IVa and IVb. Amines 20, 21, and 22 can be converted to tertiary amines IVa, such as compounds 4032-4034 and 4036, using standard reductive amination chemistry employed earlier for other derivatives. This reductive amination chemistry can be employed on biaryl aldehyde intermediates such as 19, 9, and 14 to yield optionally substituted amines of general structure IVb, illustrated by compound 4037.

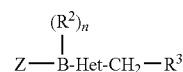


[0117] It should be noted that, when X is N, any of the synthetic routes described above may be used to produce compounds having any regioisomer of pyridine (e.g., pyridin-2-yl or pyridin-3-yl).

[0118] In addition, the invention provides alternative approaches for synthesizing compounds of the invention. In one approach, the method includes the step of combining a compound of formula (I):



with a compound of formula (II):



in a solvent in the presence of a base and a palladium catalyst, wherein

[0119] Q is a boronate having the formula —BY_2 , wherein
[0120] Y, at each occurrence, independently is selected from the group consisting of:

[0121] a) —OH , and b) —O—C_{1-4} alkyl, alternatively, two Y groups taken together are selected from the group consisting of:

[0122] a) $\text{—OC(R}^4\text{)(R}^4\text{)C(R}^4\text{)(R}^4\text{)O—}$, and b) $\text{—OC(R}^4\text{)(R}^4\text{)CH}_2\text{C(R}^4\text{)(R}^4\text{)O—}$, alternatively, two Y groups taken together with the boron to which they are bound comprise a BF_3 alkali metal salt;

[0123] Z is selected from the group consisting of:

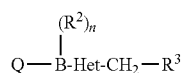
[0124] a) I, b) Br, c) Cl, and d) R^4OSO_3- ; and

[0125] A, B, Het, L, M, R^1 , R^2 , R^3 , R^4 , m, and n are defined as described above.

[0126] In another approach, the method includes the step of combining a compound of formula (III):

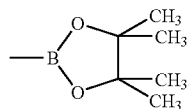


with a compound of formula (IV):



in a solvent in the presence of a base and a palladium catalyst, wherein A, B, Het, L, M, R^1 , R^2 , R^3 , R^4 , Q, Z, m, and n are defined as described above.

[0127] In either approach, Z can be I. Furthermore, Q can be $-BF_2$, KF or



[0128] In some embodiments, the base is selected from the group consisting of an alkali metal hydroxide, an alkali metal carbonate, an alkali metal fluoride, a trialkyl amine, and mixtures thereof. Examples of suitable bases include potassium carbonate, sodium carbonate, potassium fluoride, triethylamine, diisopropylethylamine, and mixtures thereof. In particular embodiments, the ratio of equivalents of base to equivalents of compound (I) or compound (III) is about 3:1.

[0129] In some embodiments, the palladium catalyst is a ligand coordinated palladium (0) catalyst, such as a tetrakis(trialkylphosphine)palladium (0) or a tetrakis(triarylphosphine)palladium (0) catalyst. An example of a suitable palladium catalyst is tetrakis(triphenylphosphine)palladium (0). In particular embodiments, the ratio of the equivalents of tetrakis(triphenylphosphine)palladium (0) to the equivalents of compound (I) or compound (III) is about 1:20.

[0130] In some embodiments, the solvent comprises an aqueous solvent. In other embodiments, the solvent comprises a mixture of water and an organic solvent, wherein the organic solvent is selected from the group consisting of methanol, ethanol, propanol, isopropanol, butanol, isobutanol, secondary butanol, tertiary butanol, benzene, toluene, tetrahydrofuran, dimethylformamide, 1,2-diethyl ether, dimethoxyethane, diisopropyl ether, methyltertiarybutyl ether, methoxymethyl ether, 2-methoxyethyl ether, 1,4-dioxane, 1,3-dioxolane, and mixtures thereof. In a particular embodiment, the solvent is a mixture of water, toluene, and ethanol in a ratio, for example, of about 1:3:1 by volume.

[0131] In some embodiments, the method is carried out at a temperature between about 20° C. and about 100° C. In other embodiments, the process is carried out at the reflux temperature of the solvent.

4. Characterization of Compounds of the Invention

[0132] Compounds designed, selected and/or optimized by methods described above, once produced, may be character-

ized using a variety of assays known to those skilled in the art to determine whether the compounds have biological activity. For example, the molecules may be characterized by conventional assays, including but not limited to those assays described below, to determine whether they have a predicted activity, binding activity and/or binding specificity.

[0133] Furthermore, high-throughput screening may be used to speed up analysis using such assays. As a result, it may be possible to rapidly screen the molecules described herein for activity, for example, as anti-cancer, anti-bacterial, anti-fungal, anti-parasitic or anti-viral agents. Also, it may be possible to assay how the compounds interact with a ribosome or ribosomal subunit and/or are effective as modulators (for example, inhibitors) of protein synthesis using techniques known in the art. General methodologies for performing high-throughput screening are described, for example, in Devlin, *High Throughput Screening*, (Marcel Dekker, 1998); and U.S. Pat. No. 5,763,263. High-throughput assays can use one or more different assay techniques including, but not limited to, those described below.

[0134] (1) Surface Binding Studies. A variety of binding assays may be useful in screening new molecules for their binding activity. One approach includes surface plasmon resonance (SPR) that can be used to evaluate the binding properties of molecules of interest with respect to a ribosome, ribosomal subunit or a fragment thereof.

[0135] SPR methodologies measure the interaction between two or more macromolecules in real-time through the generation of a quantum-mechanical surface plasmon. One device, (BIAcore Biosensor® from Pharmacia Biosensor, Piscataway, N.J.) provides a focused beam of polychromatic light to the interface between a gold film (provided as a disposable biosensor “chip”) and a buffer compartment that can be regulated by the user. A 100 nm thick “hydrogel” composed of carboxylated dextran that provides a matrix for the covalent immobilization of analytes of interest is attached to the gold film. When the focused light interacts with the free electron cloud of the gold film, plasmon resonance is enhanced. The resulting reflected light is spectrally depleted in wavelengths that optimally evolved the resonance. By separating the reflected polychromatic light into its component wavelengths (by means of a prism), and determining the frequencies that are depleted, the BIAcore establishes an optical interface which accurately reports the behavior of the generated surface plasmon resonance. When designed as above, the plasmon resonance (and thus the depletion spectrum) is sensitive to mass in the evanescent field (which corresponds roughly to the thickness of the hydrogel). If one component of an interacting pair is immobilized to the hydrogel, and the interacting partner is provided through the buffer compartment, the interaction between the two components can be measured in real time based on the accumulation of mass in the evanescent field and its corresponding effects of the plasmon resonance as measured by the depletion spectrum. This system permits rapid and sensitive real-time measurement of the molecular interactions without the need to label either component.

[0136] (2) Fluorescence Polarization. Fluorescence polarization (FP) is a measurement technique that can readily be applied to protein-protein, protein-ligand, or RNA-ligand interactions in order to derive IC_{50} s and K_d s of the association reaction between two molecules. In this technique one of the molecules of interest is conjugated with a fluorophore. This is generally the smaller molecule in the system (in this case, the compound of interest). The sample mixture, containing both the ligand-probe conjugate and the ribosome, ribosomal subunit or fragment thereof, is excited with verti-

cally polarized light. Light is absorbed by the probe fluorophores, and re-emitted a short time later. The degree of polarization of the emitted light is measured. Polarization of the emitted light is dependent on several factors, but most importantly on viscosity of the solution and on the apparent molecular weight of the fluorophore. With proper controls, changes in the degree of polarization of the emitted light depends only on changes in the apparent molecular weight of the fluorophore, which in-turn depends on whether the probe-ligand conjugate is free in solution, or is bound to a receptor. Binding assays based on FP have a number of important advantages, including the measurement of IC_{50} s and K_d s under true homogenous equilibrium conditions, speed of analysis and amenity to automation, and ability to screen in cloudy suspensions and colored solutions.

[0137] (3) Protein Synthesis. It is contemplated that, in addition to characterization by the foregoing biochemical assays, the compound of interest may also be characterized as a modulator (for example, an inhibitor of protein synthesis) of the functional activity of the ribosome or ribosomal subunit.

[0138] Furthermore, more specific protein synthesis inhibition assays may be performed by administering the compound to a whole organism, tissue, organ, organelle, cell, a cellular or subcellular extract, or a purified ribosome preparation and observing its pharmacological and inhibitory properties by determining, for example, its inhibition constant (IC_{50}) for inhibiting protein synthesis. Incorporation of 3H leucine or ^{35}S methionine, or similar experiments can be performed to investigate protein synthesis activity. A change in the amount or the rate of protein synthesis in the cell in the presence of a molecule of interest indicates that the molecule is a modulator of protein synthesis. A decrease in the rate or the amount of protein synthesis indicates that the molecule is a inhibitor of protein synthesis.

[0139] Furthermore, the compounds may be assayed for anti-proliferative or anti-infective properties on a cellular level. For example, where the target organism is a microorganism, the activity of compounds of interest may be assayed by growing the microorganisms of interest in media either containing or lacking the compound. Growth inhibition may be indicative that the molecule may be acting as a protein synthesis inhibitor. More specifically, the activity of the compounds of interest against bacterial pathogens may be demonstrated by the ability of the compound to inhibit growth of defined strains of human pathogens. For this purpose, a panel of bacterial strains can be assembled to include a variety of target pathogenic species, some containing resistance mechanisms that have been characterized. Use of such a panel of organisms permits the determination of structure-activity relationships not only in regards to potency and spectrum, but also with a view to obviating resistance mechanisms. The assays may be performed in microtiter trays according to conventional methodologies as published by The National Committee for Clinical Laboratory Standards (NCCLS) guidelines (NCCLS. M7-A5-Methods for Dilution Antimicrobial Susceptibility Tests for Bacteria That Grow Aerobically; Approved Standard-Fifth Edition. NCCLS Document M100-S12/M7 (ISBN 1-56238-394-9)).

5. Formulation and Administration

[0140] The compounds of the invention may be useful in the prevention or treatment of a variety of human or other animal disorders, including for example, bacterial infection, fungal infections, viral infections, parasitic diseases, and cancer. It is contemplated that, once identified, the active molecules of the invention may be incorporated into any suitable carrier prior to use. The dose of active molecule, mode of

administration and use of suitable carrier will depend upon the intended recipient and target organism. The formulations, both for veterinary and for human medical use, of compounds according to the present invention typically include such compounds in association with a pharmaceutically acceptable carrier.

[0141] The carrier(s) should be "acceptable" in the sense of being compatible with the other ingredients of the formulations and not deleterious to the recipient. Pharmaceutically acceptable carriers, in this regard, are intended to include any and all solvents, dispersion media, coatings, anti-bacterial and anti-fungal agents, isotonic and absorption delaying agents, and the like, compatible with pharmaceutical administration. The use of such media and agents for pharmaceutically active substances is known in the art. Except insofar as any conventional media or agent is incompatible with the active compound, use thereof in the compositions is contemplated. Supplementary active compounds (identified or designed according to the invention and/or known in the art) also can be incorporated into the compositions. The formulations may conveniently be presented in dosage unit form and may be prepared by any of the methods well known in the art of pharmacy/microbiology. In general, some formulations are prepared by bringing the compound into association with a liquid carrier or a finely divided solid carrier or both, and then, if necessary, shaping the product into the desired formulation.

[0142] A pharmaceutical composition of the invention should be formulated to be compatible with its intended route of administration. Examples of routes of administration include oral or parenteral, for example, intravenous, intradermal, inhalation, transdermal (topical), transmucosal, and rectal administration. Solutions or suspensions used for parenteral, intradermal, or subcutaneous application can include the following components: a sterile diluent such as water for injection, saline solution, fixed oils, polyethylene glycols, glycerine, propylene glycol or other synthetic solvents; antibacterial agents such as benzyl alcohol or methyl parabens; antioxidants such as ascorbic acid or sodium bisulfite; chelating agents such as ethylenediaminetetraacetic acid; buffers such as acetates, citrates or phosphates and agents for the adjustment of tonicity such as sodium chloride or dextrose. pH can be adjusted with acids or bases, such as hydrochloric acid or sodium hydroxide.

[0143] Useful solutions for oral or parenteral administration can be prepared by any of the methods well known in the pharmaceutical art, described, for example, in *Remington's Pharmaceutical Sciences*, 18th ed. (Mack Publishing Company, 1990). Formulations for parenteral administration can also include glycocholate for buccal administration, methoxysalicylate for rectal administration, or citric acid for vaginal administration. The parenteral preparation can be enclosed in ampoules, disposable syringes or multiple dose vials made of glass or plastic. Suppositories for rectal administration also can be prepared by mixing the drug with a non-irritating excipient such as cocoa butter, other glycerides, or other compositions which are solid at room temperature and liquid at body temperatures. Formulations also can include, for example, polyalkylene glycols such as polyethylene glycol, oils of vegetable origin, and hydrogenated naphthalenes. Formulations for direct administration can include glycerol and other compositions of high viscosity. Other potentially useful parenteral carriers for these drugs include ethylene-vinyl acetate copolymer particles, osmotic pumps, implantable infusion systems, and liposomes. Formulations for inhalation administration can contain as excipients, for example, lactose, or can be aqueous solutions containing, for example,

polyoxyethylene-9-lauryl ether, glycocholate and deoxycholate, or oily solutions for administration in the form of nasal drops, or as a gel to be applied intranasally. Retention enemas also can be used for rectal delivery.

[0144] Formulations of the present invention suitable for oral administration may be in the form of: discrete units such as capsules, gelatin capsules, sachets, tablets, troches, or lozenges, each containing a predetermined amount of the drug; a powder or granular composition; a solution or a suspension in an aqueous liquid or non-aqueous liquid; or an oil-in-water emulsion or a water-in-oil emulsion. The drug may also be administered in the form of a bolus, electuary or paste. A tablet may be made by compressing or molding the drug optionally with one or more accessory ingredients. Compressed tablets may be prepared by compressing, in a suitable machine, the drug in a free-flowing form such as a powder or granules, optionally mixed by a binder, lubricant, inert diluent, surface active or dispersing agent. Molded tablets may be made by molding, in a suitable machine, a mixture of the powdered drug and suitable carrier moistened with an inert liquid diluent.

[0145] Oral compositions generally include an inert diluent or an edible carrier. For the purpose of oral therapeutic administration, the active compound can be incorporated with excipients. Oral compositions prepared using a fluid carrier for use as a mouthwash include the compound in the fluid carrier and are applied orally and swished and expectorated or swallowed. Pharmaceutically compatible binding agents, and/or adjuvant materials can be included as part of the composition. The tablets, pills, capsules, troches and the like can contain any of the following ingredients, or compounds of a similar nature: a binder such as microcrystalline cellulose, gum tragacanth or gelatin; an excipient such as starch or lactose; a disintegrating agent such as alginic acid, Primogel, or corn starch; a lubricant such as magnesium stearate or Sterotes; a glidant such as colloidal silicon dioxide; a sweetening agent such as sucrose or saccharin; or a flavoring agent such as peppermint, methyl salicylate, or orange flavoring.

[0146] Pharmaceutical compositions suitable for injectable use include sterile aqueous solutions (where water soluble) or dispersions and sterile powders for the extemporaneous preparation of sterile injectable solutions or dispersion. For intravenous administration, suitable carriers include physiological saline, bacteriostatic water, Cremophor ELTM (BASF, Parsippany, N.J.) or phosphate buffered saline (PBS). It should be stable under the conditions of manufacture and storage and should be preserved against the contaminating action of microorganisms such as bacteria and fungi. The carrier can be a solvent or dispersion medium containing, for example, water, ethanol, polyol (for example, glycerol, propylene glycol, and liquid polyethylene glycol), and suitable mixtures thereof. The proper fluidity can be maintained, for example, by the use of a coating such as lecithin, by the maintenance of the required particle size in the case of dispersion and by the use of surfactants. In many cases, it will be preferable to include isotonic agents, for example, sugars, polyalcohols such as manitol, sorbitol, sodium chloride in the composition. Prolonged absorption of the injectable compositions can be brought about by including in the composition an agent which delays absorption, for example, aluminum monostearate and gelatin.

[0147] Sterile injectable solutions can be prepared by incorporating the active compound in the required amount in an appropriate solvent with one or a combination of ingredients enumerated above, as required, followed by filter sterilization. Generally, dispersions are prepared by incorporating the active compound into a sterile vehicle which contains a

basic dispersion medium and the required other ingredients from those enumerated above. In the case of sterile powders for the preparation of sterile injectable solutions, methods of preparation include vacuum drying and freeze-drying which yields a powder of the active ingredient plus any additional desired ingredient from a previously sterile-filtered solution thereof.

[0148] Formulations suitable for intra-articular administration may be in the form of a sterile aqueous preparation of the drug that may be in microcrystalline form, for example, in the form of an aqueous microcrystalline suspension. Liposomal formulations or biodegradable polymer systems may also be used to present the drug for both intra-articular and ophthalmic administration.

[0149] Formulations suitable for topical administration, including eye treatment, include liquid or semi-liquid preparations such as liniments, lotions, gels, applicants, oil-in-water or water-in-oil emulsions such as creams, ointments or pastes; or solutions or suspensions such as drops. Formulations for topical administration to the skin surface can be prepared by dispersing the drug with a dermatologically acceptable carrier such as a lotion, cream, ointment or soap. Particularly useful are carriers capable of forming a film or layer over the skin to localize application and inhibit removal. For topical administration to internal tissue surfaces, the agent can be dispersed in a liquid tissue adhesive or other substance known to enhance adsorption to a tissue surface. For example, hydroxypropylcellulose or fibrinogen/thrombin solutions can be used to advantage. Alternatively, tissue-coating solutions, such as pectin-containing formulations can be used.

[0150] For inhalation treatments, inhalation of powder (self-propelling or spray formulations) dispensed with a spray can, a nebulizer, or an atomizer can be used. Such formulations can be in the form of a fine powder for pulmonary administration from a powder inhalation device or self-propelling powder-dispensing formulations. In the case of self-propelling solution and spray formulations, the effect may be achieved either by choice of a valve having the desired spray characteristics (i.e., being capable of producing a spray having the desired particle size) or by incorporating the active ingredient as a suspended powder in controlled particle size. For administration by inhalation, the compounds also can be delivered in the form of an aerosol spray from pressured container or dispenser which contains a suitable propellant, e.g., a gas such as carbon dioxide, or a nebulizer.

[0151] Systemic administration also can be by transmucosal or transdermal means. For transmucosal or transdermal administration, penetrants appropriate to the barrier to be permeated are used in the formulation. Such penetrants generally are known in the art, and include, for example, for transmucosal administration, detergents and bile salts. Transmucosal administration can be accomplished through the use of nasal sprays or suppositories. For transdermal administration, the active compounds typically are formulated into ointments, salves, gels, or creams as generally known in the art.

[0152] The active compounds may be prepared with carriers that will protect the compound against rapid elimination from the body, such as a controlled release formulation, including implants and microencapsulated delivery systems. Biodegradable, biocompatible polymers can be used, such as ethylene vinyl acetate, polyanhydrides, polyglycolic acid, collagen, polyorthoesters, and polylactic acid. Methods for preparation of such formulations will be apparent to those skilled in the art. Liposomal suspensions can also be used as pharmaceutically acceptable carriers. These can be prepared

according to methods known to those skilled in the art, for example, as described in U.S. Pat. No. 4,522,811.

[0153] Oral or parenteral compositions can be formulated in dosage unit form for ease of administration and uniformity of dosage. Dosage unit form refers to physically discrete units suited as unitary dosages for the subject to be treated; each unit containing a predetermined quantity of active compound calculated to produce the desired therapeutic effect in association with the required pharmaceutical carrier. The specification for the dosage unit forms of the invention are dictated by and directly dependent on the unique characteristics of the active compound and the particular therapeutic effect to be achieved, and the limitations inherent in the art of compounding such an active compound for the treatment of individuals. Furthermore, administration can be by periodic injections of a bolus, or can be made more continuous by intravenous, intramuscular or intraperitoneal administration from an external reservoir (e.g., an intravenous bag).

[0154] Where adhesion to a tissue surface is desired the composition can include the drug dispersed in a fibrinogen-thrombin composition or other bioadhesive. The compound then can be painted, sprayed or otherwise applied to the desired tissue surface. Alternatively, the drugs can be formulated for parenteral or oral administration to humans or other mammals, for example, in effective amounts, e.g., amounts that provide appropriate concentrations of the drug to target tissue for a time sufficient to induce the desired effect.

[0155] Where the active compound is to be used as part of a transplant procedure, it can be provided to the living tissue or organ to be transplanted prior to removal of tissue or organ from the donor. The compound can be provided to the donor host. Alternatively or, in addition, once removed from the donor, the organ or living tissue can be placed in a preservation solution containing the active compound. In all cases, the active compound can be administered directly to the desired tissue, as by injection to the tissue, or it can be provided systemically, either by oral or parenteral administration, using any of the methods and formulations described herein and/or known in the art. Where the drug comprises part of a tissue or organ preservation solution, any commercially available preservation solution can be used to advantage. For example, useful solutions known in the art include Collins solution, Wisconsin solution, Belzer solution, Eurocollins solution and lactated Ringer's solution.

[0156] Active compound as identified or designed by the methods described herein can be administered to individuals to treat disorders (prophylactically or therapeutically). In

conjunction with such treatment, pharmacogenomics (i.e., the study of the relationship between an individual's genotype and that individual's response to a foreign compound or drug) may be considered. Differences in metabolism of therapeutics can lead to severe toxicity or therapeutic failure by altering the relation between dose and blood concentration of the pharmacologically active drug. Thus, a physician or clinician may consider applying knowledge obtained in relevant pharmacogenomics studies in determining whether to administer a drug as well as tailoring the dosage and/or therapeutic regimen of treatment with the drug.

[0157] In therapeutic use for treating, or combating, bacterial infections in mammals, the compounds or pharmaceutical compositions thereof will be administered orally, parenterally and/or topically at a dosage to obtain and maintain a concentration, that is, an amount, or blood-level or tissue level of active component in the animal undergoing treatment which will be anti-microbially effective. The term "effective amount" is understood to mean that the compound of the invention is present in or on the recipient in an amount sufficient to elicit biological activity, for example, anti-microbial activity, anti-fungal activity, anti-viral activity, anti-parasitic activity, and/or anti-proliferative activity. Generally, an effective amount of dosage of active component will be in the range of from about 0.1 to about 100, more preferably from about 1.0 to about 50 mg/kg of body weight/day. The amount administered will also likely depend on such variables as the type and extent of disease or indication to be treated, the overall health status of the particular patient, the relative biological efficacy of the compound delivered, the formulation of the drug, the presence and types of excipients in the formulation, and the route of administration. Also, it is to be understood that the initial dosage administered may be increased beyond the above upper level in order to rapidly achieve the desired blood-level or tissue level, or the initial dosage may be smaller than the optimum and the daily dosage may be progressively increased during the course of treatment depending on the particular situation. If desired, the daily dose may also be divided into multiple doses for administration, for example, two to four times per day.

6. Examples

[0158] Exemplary compounds synthesized in accordance with the invention are listed in Table 2.

TABLE 2

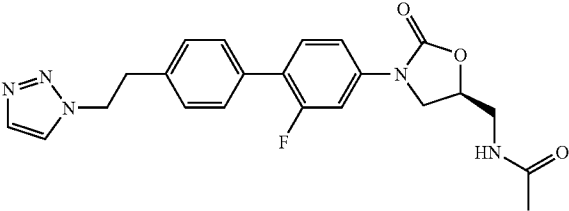
Compound Number	Structure
1001	 <p data-bbox="687 1885 1207 1925">N-{3-[2-Fluoro-4'-(2-[1,2,3]triazol-1-yl-ethyl)-biphenyl-4-yl]-2-oxo-oxazolidin-5-(S)-ylmethyl}-acetamide</p>

TABLE 2-continued

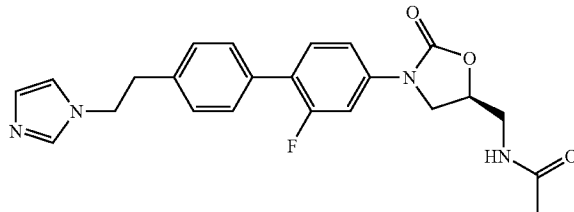
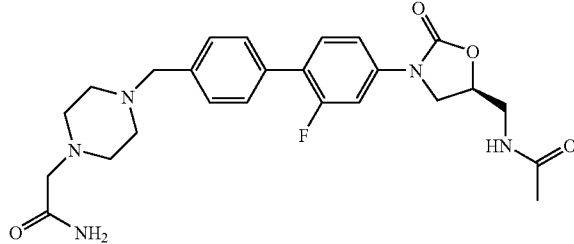
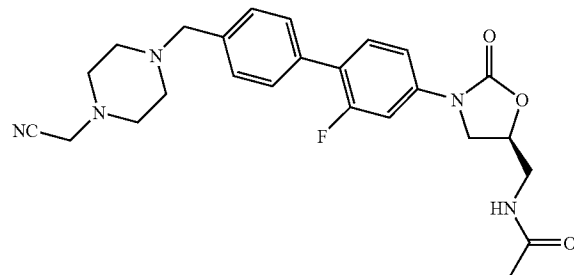
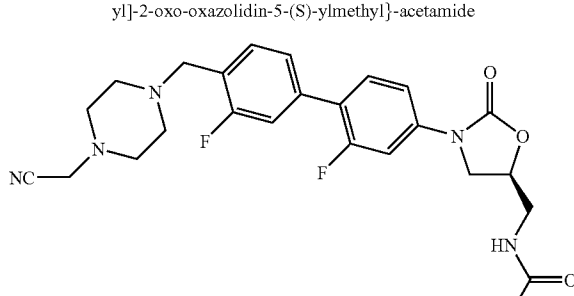
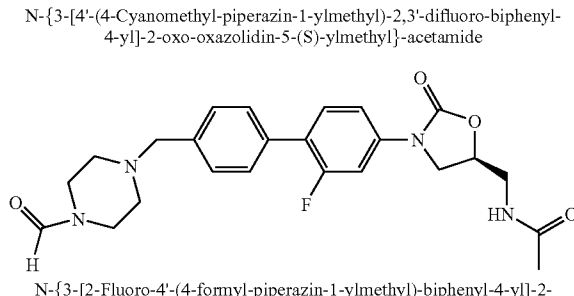
Compound Number	Structure
1002	 <p data-bbox="512 640 1024 682">N-{3-[2-Fluoro-4'-(2-imidazol-1-yl-ethyl)-biphenyl-4-yl]-2-oxo-oxazolidin-5-(S)-ylmethyl}-acetamide</p>
1003	 <p data-bbox="512 955 1024 997">2-(4-{4'-[5-(S)-(Acetylamino-methyl)-2-oxo-oxazolidin-3-yl]-2'-fluoro-biphenyl-4-ylmethyl}-piperazin-1-yl)-acetamide</p>
1004	 <p data-bbox="512 1291 1024 1333">N-{3-[4'-(4-Cyanomethyl-piperazin-1-ylmethyl)-2-fluoro-biphenyl-4-yl]-2-oxo-oxazolidin-5-(S)-ylmethyl}-acetamide</p>
1005	 <p data-bbox="512 1627 1024 1669">N-{3-[4'-(4-Cyanomethyl-piperazin-1-ylmethyl)-2,3'-difluoro-biphenyl-4-yl]-2-oxo-oxazolidin-5-(S)-ylmethyl}-acetamide</p>
1006	 <p data-bbox="512 1911 1024 1953">N-{3-[2-Fluoro-4'-(4-formyl-piperazin-1-ylmethyl)-biphenyl-4-yl]-2-oxo-oxazolidin-5-(S)-ylmethyl}-acetamide</p>

TABLE 2-continued

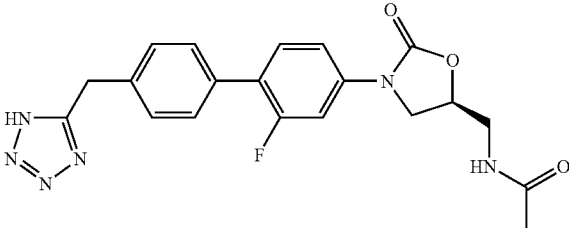
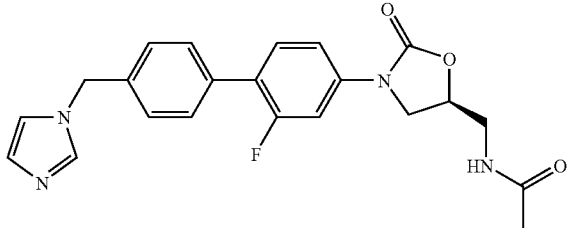
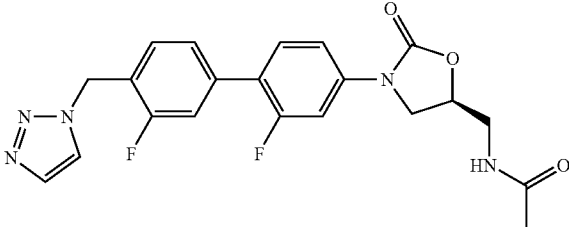
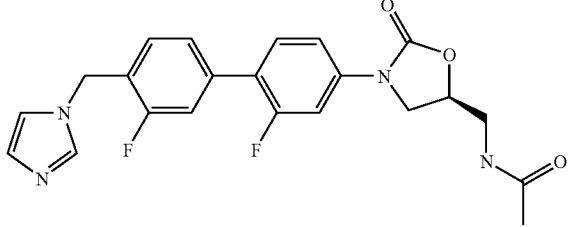
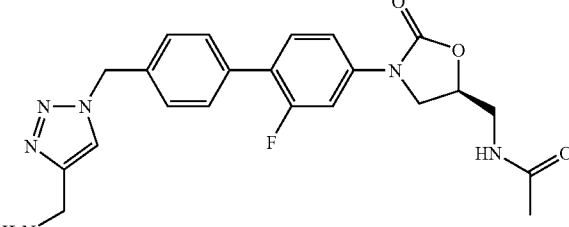
Compound Number	Structure
1007	 <p data-bbox="522 667 1022 716">N-[3-(2-Fluoro-4'-(1H-tetrazol-5-ylmethyl)-biphenyl-4-yl)-2-oxo-oxazolidin-5-(S)-ylmethyl]-acetamide</p>
1008	 <p data-bbox="538 972 1009 1020">N-[3-(2-Fluoro-4'-imidazol-1-ylmethyl)-biphenyl-4-yl)-2-oxo-oxazolidin-5-(S)-ylmethyl]-acetamide</p>
1009	 <p data-bbox="508 1276 1035 1325">N-[3-(2,3'-Difluoro-4'-[1,2,3]triazol-1-ylmethyl)-biphenyl-4-yl)-2-oxo-oxazolidin-5-(S)-ylmethyl]-acetamide</p>
1010	 <p data-bbox="525 1581 1019 1629">N-[3-(2,3'-Difluoro-4'-imidazol-1-ylmethyl)-biphenyl-4-yl)-2-oxo-oxazolidin-5-(S)-ylmethyl]-acetamide</p>
1011	 <p data-bbox="502 1906 1045 1944">N-[3-[4'-(4-Aminomethyl)-[1,2,3]triazol-1-ylmethyl)-2-fluoro-biphenyl-4-yl)-2-oxo-oxazolidin-5-(S)-ylmethyl]-acetamide</p>

TABLE 2-continued

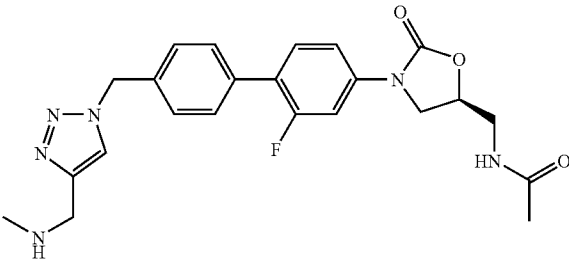
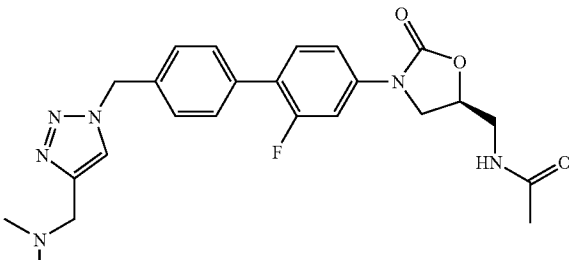
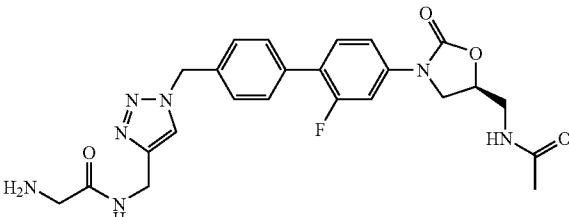
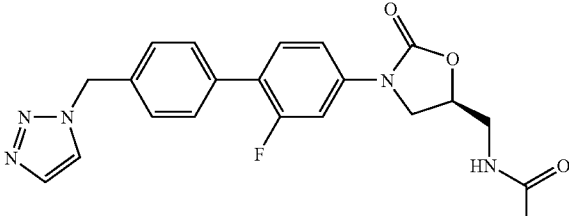
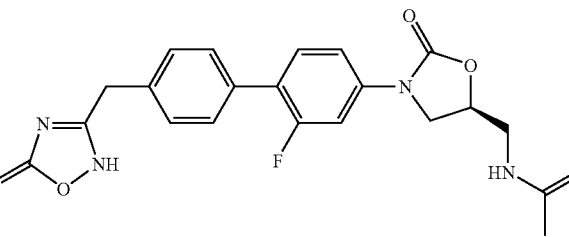
Compound Number	Structure
1012	 <p data-bbox="508 688 1034 730">N-{3-[2-Fluoro-4'-(4-methylaminomethyl-[1,2,3]triazol-1-ylmethyl)-biphenyl-4-yl]-2-oxo-oxazolidin-5-(S)-ylmethyl}-acetamide</p>
1013	 <p data-bbox="508 1035 1034 1077">N-{3-[4'-(4-Dimethylaminomethyl-[1,2,3]triazol-1-ylmethyl)-2-fluoro-biphenyl-4-yl]-2-oxo-oxazolidin-5-(S)-ylmethyl}-acetamide</p>
1014	 <p data-bbox="508 1329 1034 1371">N-(1-{4'-[5-(S)-(Acetylamino-methyl)-2-oxo-oxazolidin-3-yl]-2'-fluoro-biphenyl-4-ylmethyl}-1H-[1,2,3]triazol-4-ylmethyl)-2-amino-acetamide</p>
1015	 <p data-bbox="508 1623 1034 1665">N-[3-(2-Fluoro-4'-[1,2,3]triazol-1-ylmethyl-biphenyl-4-yl)-2-oxo-oxazolidin-5-(S)-ylmethyl]-acetamide</p>
1016	 <p data-bbox="508 1927 1034 1967">N-{3-[2-Fluoro-4'-(5-(S)-oxo-2,5-(S)-dihydro-[1,2,4]oxadiazol-3-ylmethyl)-biphenyl-4-yl]-2-oxo-oxazolidin-5-(S)-ylmethyl}-acetamide</p>

TABLE 2-continued

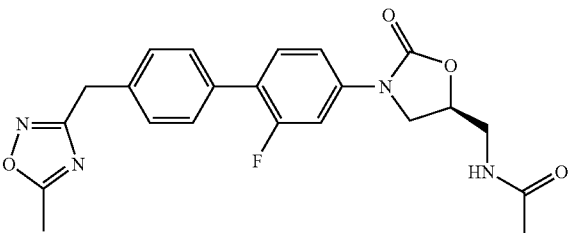
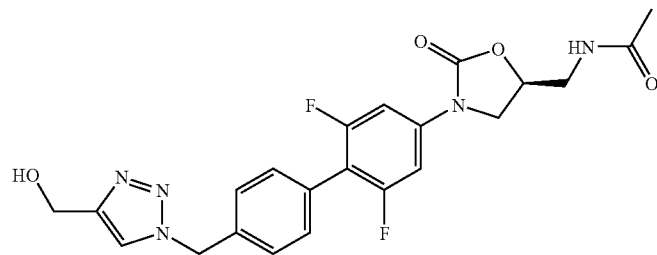
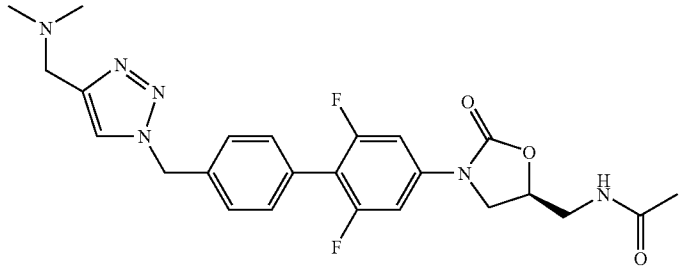
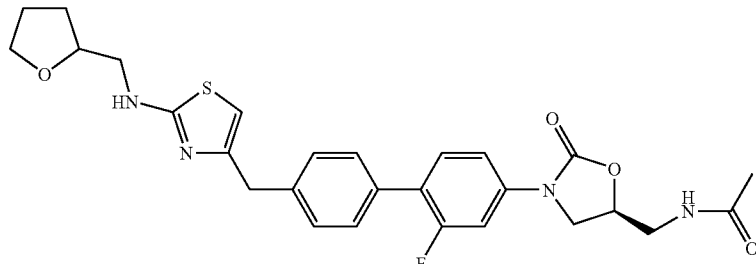
Compound Number	Structure
1017	 <p data-bbox="528 724 1015 777">N-{3-[2-Fluoro-4'-(5-(S)-methyl-[1,2,4]oxadiazol-3-ylmethyl)-biphenyl-4-yl]-2-oxo-oxazolidin-5-(S)-ylmethyl}-acetamide</p>
1018	 <p data-bbox="512 1123 1024 1176">N-{3-[2,6-Difluoro-4'-(4-hydroxymethyl-[1,2,3]triazol-1-ylmethyl)-biphenyl-4-yl]-2-oxo-oxazolidin-5-(S)-ylmethyl}-acetamide</p>
1019	 <p data-bbox="512 1533 1032 1585">N-{3-[4'-(4-Dimethylaminomethyl-[1,2,3]triazol-1-ylmethyl)-2,6-difluoro-biphenyl-4-yl]-2-oxo-oxazolidin-5-(S)-ylmethyl}-acetamide</p>
1020	 <p data-bbox="503 1879 1040 1936">N-[3-(2-Fluoro-4'-{2-[(tetrahydro-furan-2-ylmethyl)-amino]-thiazol-4-ylmethyl}-biphenyl-4-yl)-2-oxo-oxazolidin-5-(S)-ylmethyl]-acetamide</p>

TABLE 2-continued

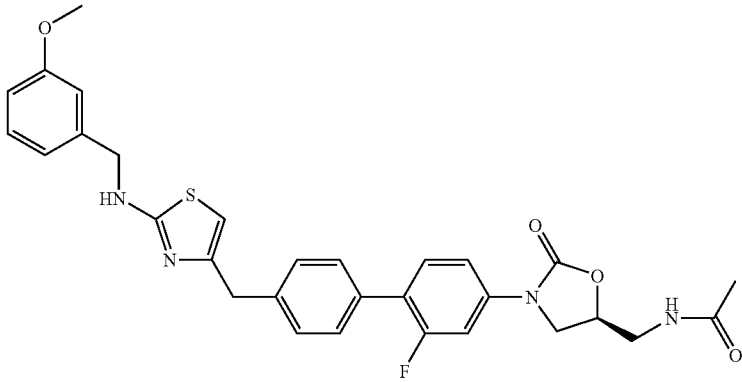
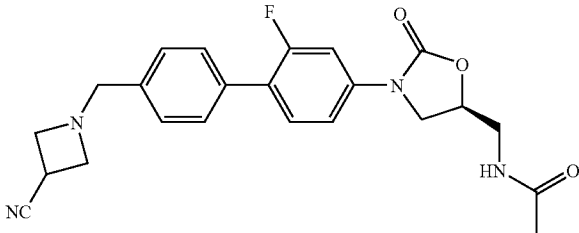
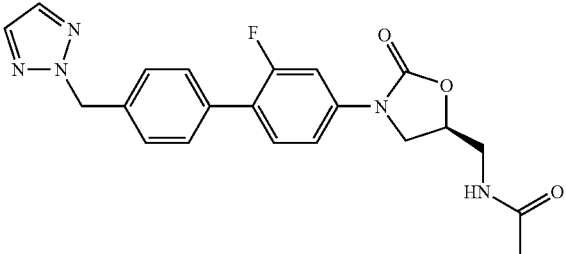
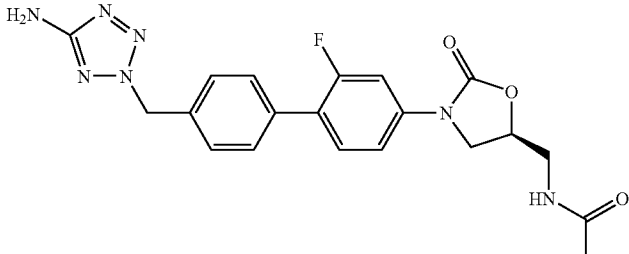
Compound Number	Structure
1021	 <p data-bbox="513 835 1034 884">N-(3-(2-Fluoro-4'-(2-(3-methoxy-benzylamino)-thiazol-4-ylmethyl)-biphenyl-4-yl)-2-oxo-oxazolidin-5-(S)-ylmethyl)-acetamide</p>
1022	 <p data-bbox="505 1213 1042 1262">N-(3-[4'-(3-Cyano-azetidin-1-ylmethyl)-2-fluoro-biphenyl-4-yl]-2-oxo-oxazolidin-5-(S)-ylmethyl)-acetamide</p>
1023	 <p data-bbox="522 1549 1025 1598">N-(3-(2-Fluoro-4'-[1,2,3]triazol-2-ylmethyl-biphenyl-4-yl)-2-oxo-oxazolidin-5-(S)-ylmethyl)-acetamide</p>
1024	 <p data-bbox="505 1892 1042 1938">N-(3-[4'-(5-Amino-tetrazol-2-ylmethyl)-2-fluoro-biphenyl-4-yl]-2-oxo-oxazolidin-5-(S)-ylmethyl)-acetamide</p>

TABLE 2-continued

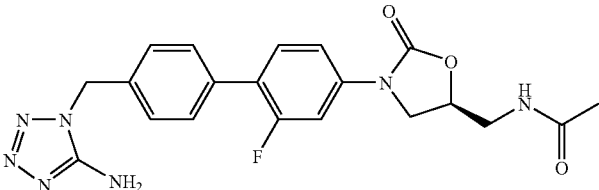
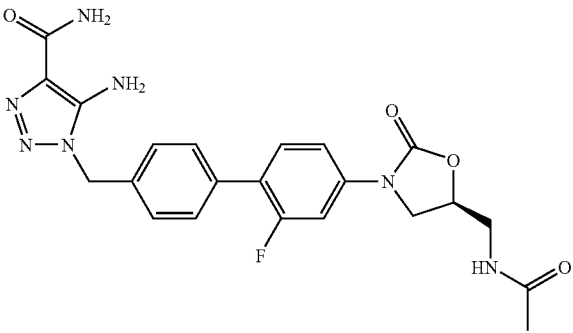
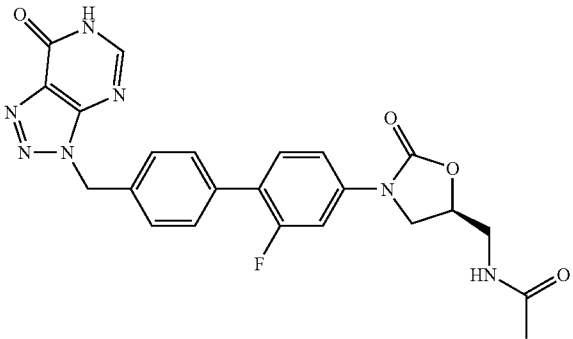
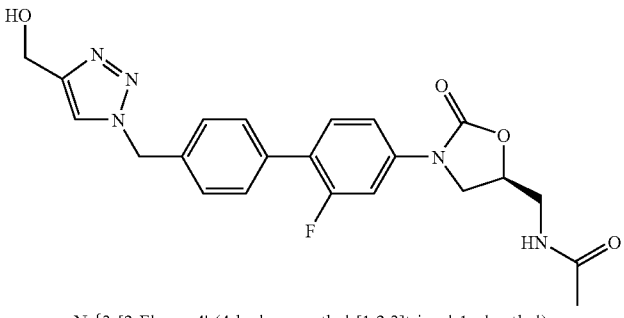
Compound Number	Structure
1025	 <p data-bbox="502 667 1045 716">N-{3-[4'-(5-Amino-tetrazol-1-ylmethyl)-2-fluoro-biphenyl-4-yl]-2-oxo-oxazolidin-5-(S)-ylmethyl}-acetamide</p>
1026	 <p data-bbox="492 1087 1055 1129">1-{4'-[5-(S)-(Acetylamino-methyl)-2-oxo-oxazolidin-3-yl]-2'-fluoro-biphenyl-4-ylmethyl}-5-amino-1H-[1,2,3]triazole-4-carboxylic acid amide</p>
1027	 <p data-bbox="502 1507 1045 1549">N-{3-[2-Fluoro-4'-(7-oxo-6,7-dihydro-[1,2,3]triazolo[4,5-d]pyrimidin-3-ylmethyl)-biphenyl-4-yl]-2-oxo-oxazolidin-5-(S)-ylmethyl}-acetamide</p>
1028	 <p data-bbox="530 1906 1015 1936">N-{3-[2-Fluoro-4'-(4-hydroxymethyl-[1,2,3]triazol-1-ylmethyl)-biphenyl-4-yl]-2-oxo-oxazolidin-5-(S)-ylmethyl}-acetamide</p>

TABLE 2-continued

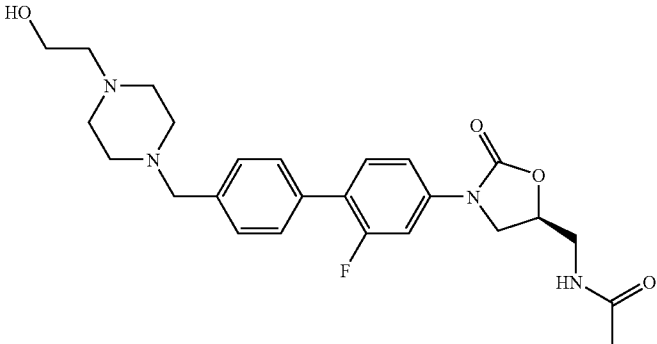
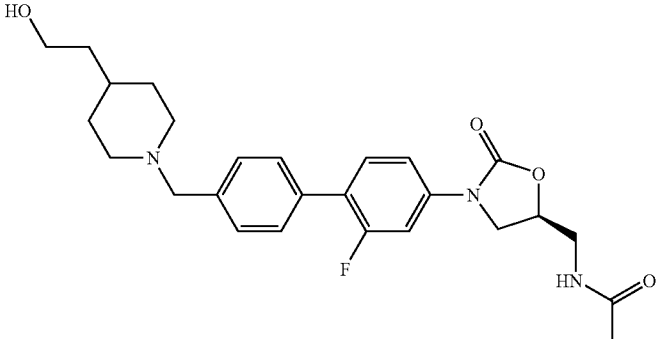
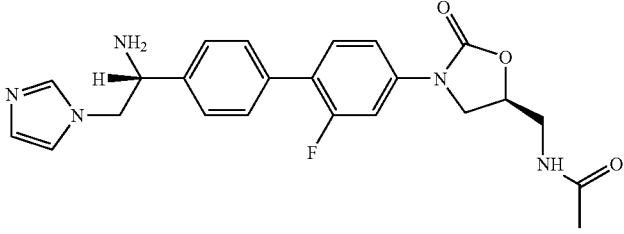
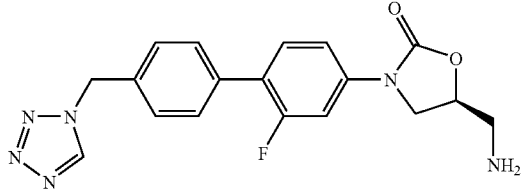
Compound Number	Structure
1029	 <p data-bbox="535 785 1011 827">N-(3-{2-Fluoro-4'-[4-(2-hydroxy-ethyl)-piperazin-1-ylmethyl]-biphenyl-4-yl}-2-oxo-oxazolidin-5-(S)-ylmethyl)-acetamide</p>
1030	 <p data-bbox="502 1268 1044 1310">N-(3-{2-Fluoro-4'-[4-(2-hydroxy-ethyl)-piperidin-1-ylmethyl]-biphenyl-4-yl}-2-oxo-oxazolidin-5-(S)-ylmethyl)-acetamide</p>
1031	 <p data-bbox="502 1633 1044 1688">N-{3-[4'-(R)-(1-Amino-2-imidazol-1-yl-ethyl)-2-fluoro-biphenyl-4-yl]-2-oxo-oxazolidin-5-(S)-ylmethyl}-acetamide</p>
1032	 <p data-bbox="508 1898 1037 1940">5-(S)-Aminomethyl-3-(2-fluoro-4'-tetrazol-1-ylmethyl-biphenyl-4-yl)-oxazolidin-2-one</p>

TABLE 2-continued

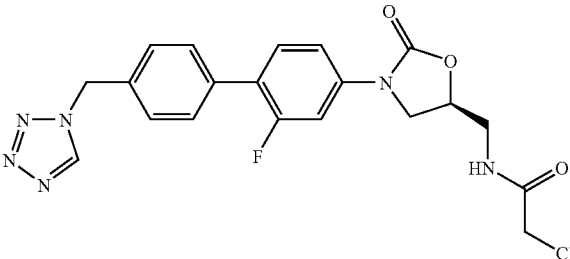
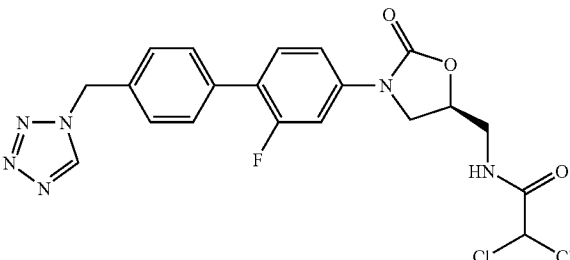
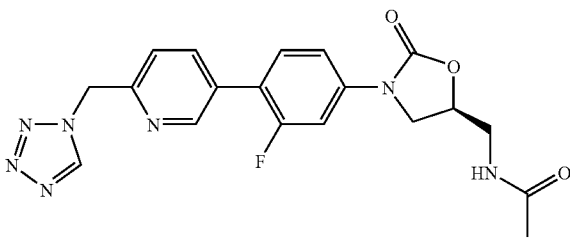
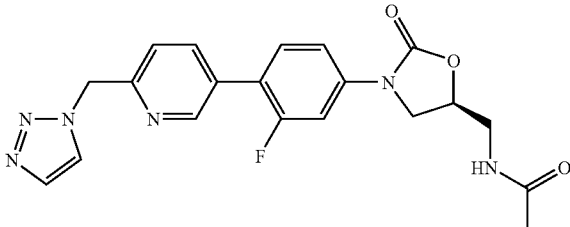
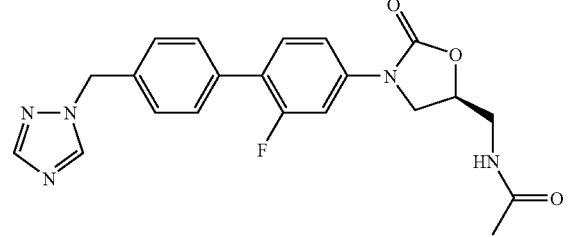
Compound Number	Structure
1033	 <p data-bbox="508 688 1034 730">2-Chloro-N-[3-(2-fluoro-4'-tetrazol-1-ylmethyl-biphenyl-4-yl)-2-oxo-oxazolidin-5-(S)-ylmethyl]-acetamide</p>
1034	 <p data-bbox="508 1014 1034 1056">2,2-Dichloro-N-[3-(2-fluoro-4'-tetrazol-1-ylmethyl-biphenyl-4-yl)-2-oxo-oxazolidin-5-(S)-ylmethyl]-acetamide</p>
1035	 <p data-bbox="508 1318 1034 1360">N-{3-[3-Fluoro-4-(6-tetrazol-1-ylmethyl-pyridin-3-yl)-phenyl]-2-oxo-oxazolidin-5-(S)-ylmethyl}-acetamide</p>
1036	 <p data-bbox="508 1612 1034 1665">N-{3-[3-Fluoro-4-(6-[1,2,3]triazol-1-ylmethyl-pyridin-3-yl)-phenyl]-2-oxo-oxazolidin-5-(S)-ylmethyl}-acetamide</p>
1037	 <p data-bbox="508 1927 1034 1967">N-[3-(2-Fluoro-4'-[1,2,4]triazol-1-ylmethyl-biphenyl-4-yl)-2-oxo-oxazolidin-5-(S)-ylmethyl]-acetamide</p>

TABLE 2-continued

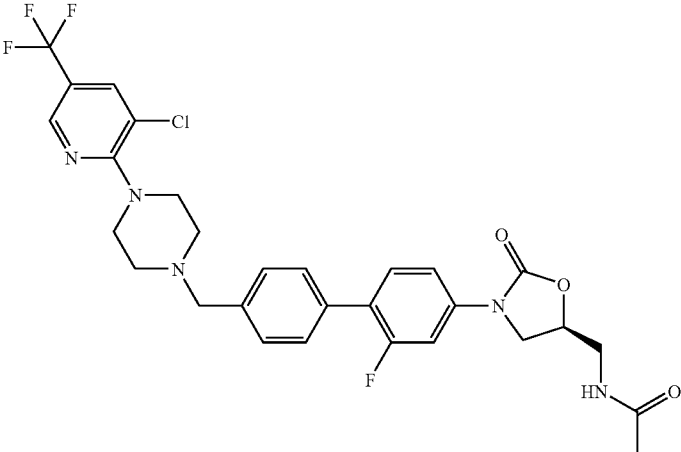
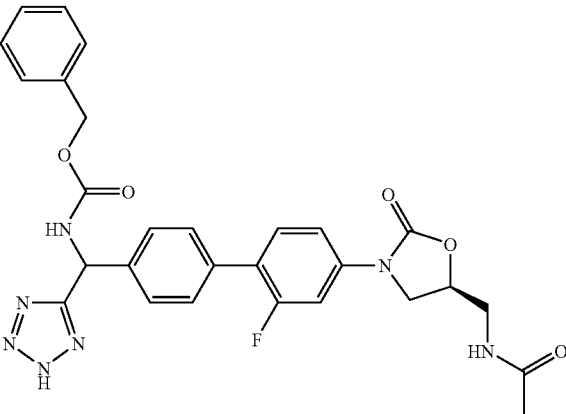
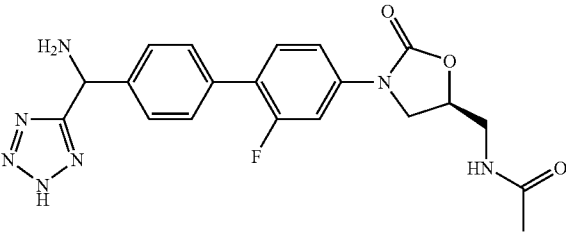
Compound Number	Structure
1038	 <p data-bbox="513 947 1034 1003">N-(3-{4'-[4-(3-Chloro-5-trifluoromethyl-pyridin-2-yl)-piperazin-1-ylmethyl]-2-fluoro-biphenyl-4-yl}-2-oxo-oxazolidin-5-(S)-ylmethyl)-acetamide</p>
1039	 <p data-bbox="488 1524 1058 1566">[[4'-[5-(S)-(Acetylamino-methyl)-2-oxo-oxazolidin-3-yl]-2'-fluoro-biphenyl-4-yl]-(2H-tetrazol-5-(R/S)-yl)-methyl]-carbamic acid benzyl ester</p>
1040	 <p data-bbox="505 1902 1042 1938">N-(3-{4'-[Amino-(2H-tetrazol-5-(R/S)-yl)methyl]-2-fluoro-biphenyl-4-yl}-2-oxo-oxazolidin-5-(S)-ylmethyl)-acetamide</p>

TABLE 2-continued

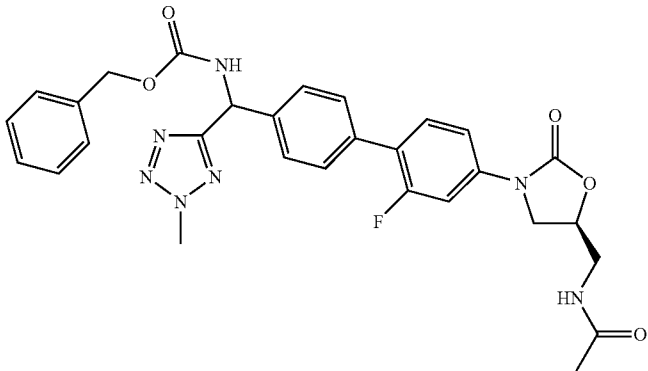
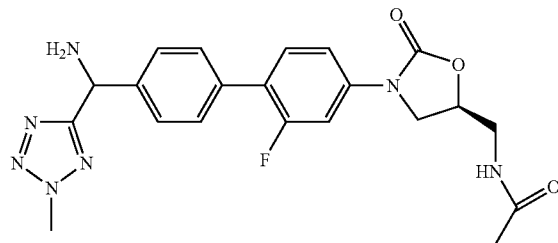
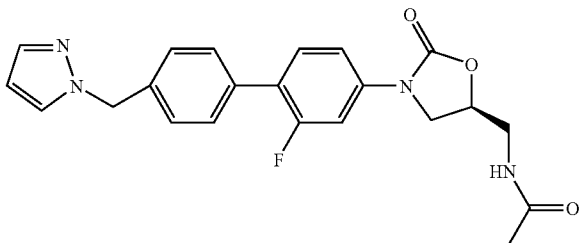
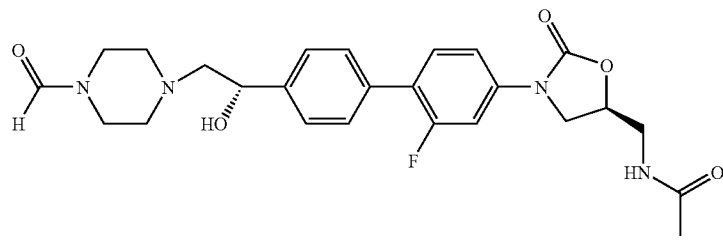
Compound Number	Structure
1041	 <p data-bbox="512 808 1032 882">[[4'-[5-(S)-(Acetylamino-methyl)-2-oxo-oxazolidin-3-yl]-2'-fluoro-biphenyl-4-yl]-(2-methyl-2H-tetrazol-5-(R/S)-yl)-methyl]-carbamic acid benzyl ester</p>
1042	 <p data-bbox="503 1207 1032 1260">N-(3-{4'-[Amino-(2-methyl-2H-tetrazol-5-(R/S)-yl)-methyl]-2-fluoro-biphenyl-4-yl}-2-oxo-oxazolidin-5-(S)-ylmethyl)-acetamide</p>
1043	 <p data-bbox="495 1585 1049 1638">N-[3-(2-Fluoro-4'-pyrazol-1-ylmethyl-biphenyl-4-yl)-2-oxo-oxazolidin-5-(S)-ylmethyl]-acetamide</p>
1044	 <p data-bbox="503 1900 1032 1942">N-(3-{2-Fluoro-4'-[2-(4-formyl-piperazin-1-yl)-1-(S)-hydroxy-ethyl]-biphenyl-4-yl}-2-oxo-oxazolidin-5-(S)-ylmethyl)-acetamide</p>

TABLE 2-continued

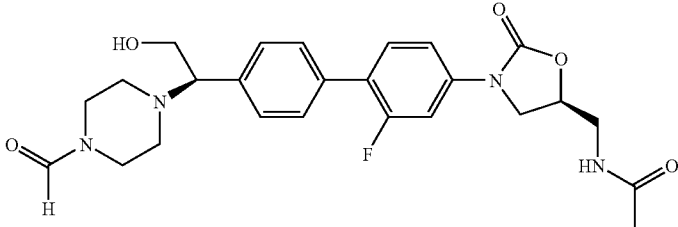
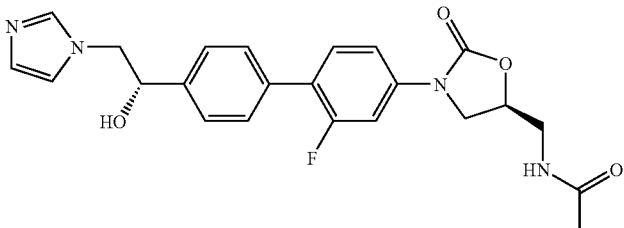
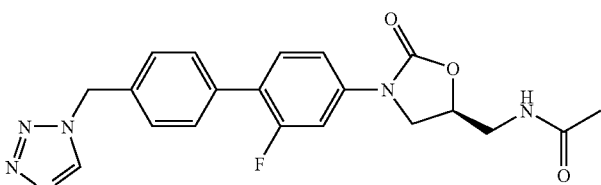
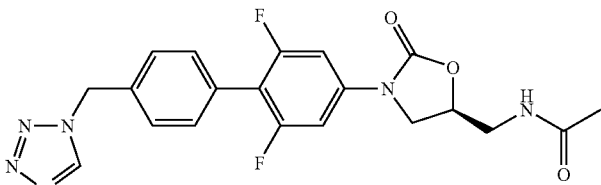
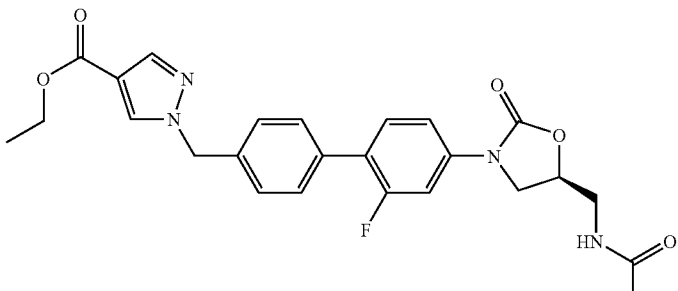
Compound Number	Structure
1045	 <p data-bbox="508 674 1037 716">N-(3-{2-Fluoro-4'-[1-(R)-(4-formyl-piperazin-1-yl)-2-hydroxy-ethyl]-biphenyl-4-yl}-2-oxo-oxazolidin-5-(S)-ylmethyl)-acetamide</p>
1046	 <p data-bbox="508 974 1037 1016">N-[3-{2-Fluoro-4'-(1-(S)-hydroxy-2-imidazol-1-yl-ethyl)-biphenyl-4-yl}-2-oxo-oxazolidin-5-(S)-ylmethyl]-acetamide</p>
1047	 <p data-bbox="503 1247 1042 1289">N-[3-(2-Fluoro-4'-tetrazol-1-ylmethyl-biphenyl-4-yl)-2-oxo-oxazolidin-5-(S)-ylmethyl]-acetamide</p>
1048	 <p data-bbox="503 1520 1042 1562">N-[3-(2,6-Difluoro-4'-tetrazol-1-ylmethyl-biphenyl-4-yl)-2-oxo-oxazolidin-5-(S)-ylmethyl]-acetamide</p>
1049	 <p data-bbox="513 1898 1030 1940">1-{4'-[5-(S)-(Acetylamino-methyl)-2-oxo-oxazolidin-3-yl]-2'-fluoro-biphenyl-4-ylmethyl}-1H-pyrazole-4-carboxylic acid ethyl ester</p>

TABLE 2-continued

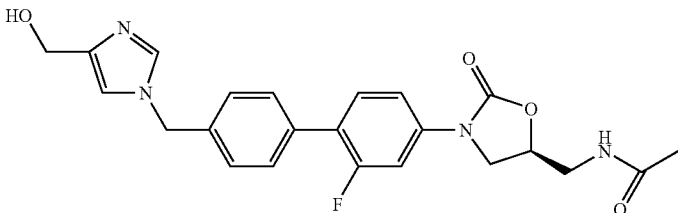
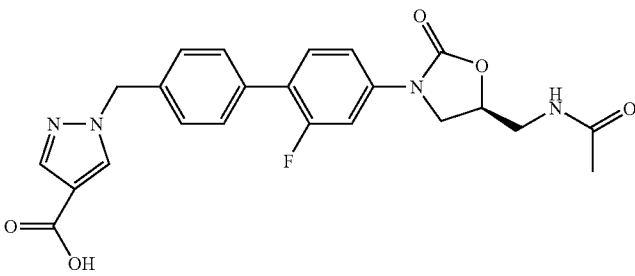
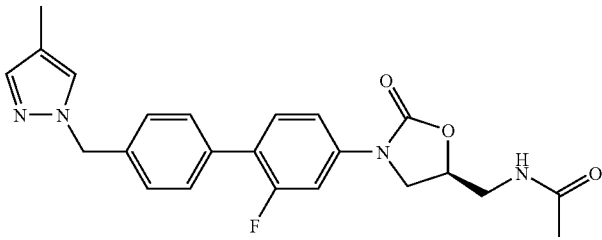
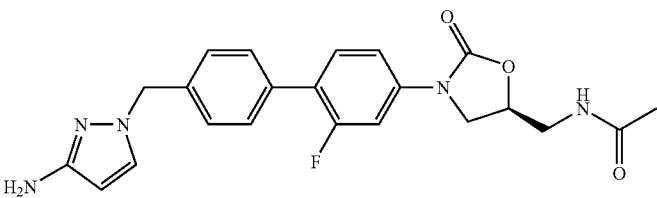
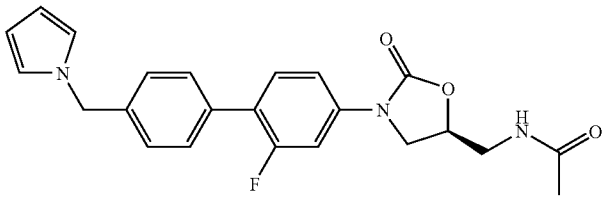
Compound Number	Structure
1050	 <p data-bbox="502 674 1042 716">N-[3-[2-Fluoro-4'-(4-hydroxymethyl-imidazol-1-ylmethyl)-biphenyl-4-yl]-2-oxo-oxazolidin-5-(S)-ylmethyl]-acetamide</p>
1051	 <p data-bbox="513 1024 1030 1066">1-[4'-[5-(S)-(Acetylamino-methyl)-2-oxo-oxazolidin-3-yl]-2'-fluoro-biphenyl-4-ylmethyl]-1H-pyrazole-4-carboxylic acid</p>
1052	 <p data-bbox="502 1339 1042 1381">N-[3-[2-Fluoro-4'-(4-methyl-pyrazol-1-ylmethyl)-biphenyl-4-yl]-2-oxo-oxazolidin-5-(S)-ylmethyl]-acetamide</p>
1053	 <p data-bbox="502 1619 1042 1661">N-[3-[4'-(3-Amino-pyrazol-1-ylmethyl)-2-fluoro-biphenyl-4-yl]-2-oxo-oxazolidin-5-(S)-ylmethyl]-acetamide</p>
1054	 <p data-bbox="502 1892 1042 1938">N-[3-(2-Fluoro-4'-pyrrol-1-ylmethyl-biphenyl-4-yl)-2-oxo-oxazolidin-5-(S)-ylmethyl]-acetamide</p>

TABLE 2-continued

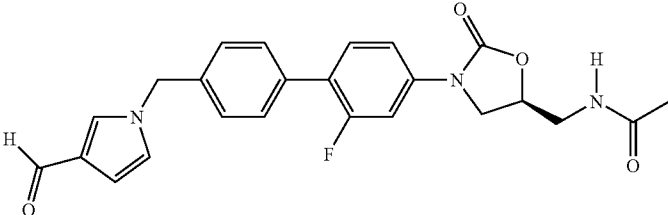
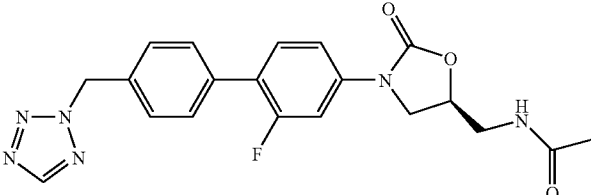
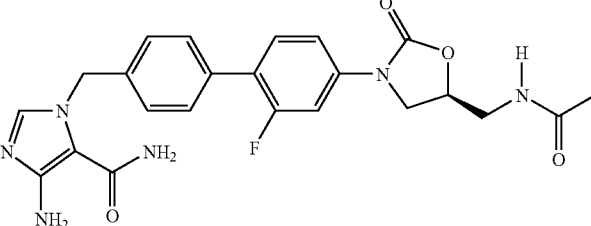
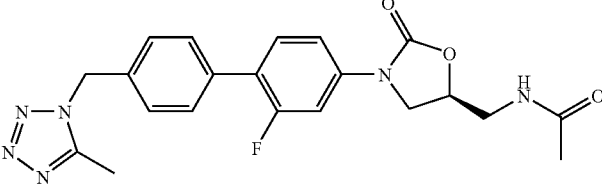
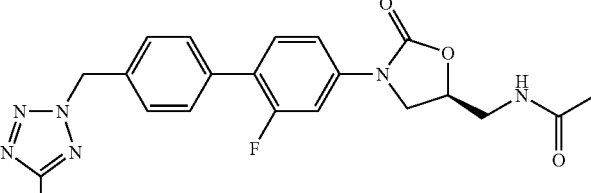
Compound Number	Structure
1055	 <p data-bbox="508 688 1042 730">N-{3-[2-Fluoro-4'-(3-formyl-pyrrol-1-ylmethyl)-biphenyl-4-yl]-2-oxo-oxazolidin-5-(S)-ylmethyl}-acetamide</p>
1056	 <p data-bbox="502 972 1044 1024">N-[3-(2-Fluoro-4'-tetrazol-2-ylmethyl-biphenyl-4-yl)-2-oxo-oxazolidin-5-(S)-ylmethyl]-acetamide</p>
1057	 <p data-bbox="508 1297 1042 1346">3-{4'-[5-(S)-(Acetylamino-methyl)-2-oxo-oxazolidin-3-yl]-2-fluoro-biphenyl-4-ylmethyl}-5-amino-3H-imidazole-4-carboxylic acid amide</p>
1058	 <p data-bbox="502 1587 1044 1625">N-[3-[2-Fluoro-4'-(5-methyl-tetrazol-1-ylmethyl)-biphenyl-4-yl]-2-oxo-oxazolidin-5-(S)-ylmethyl]-acetamide</p>
1059	 <p data-bbox="502 1892 1044 1936">N-[3-[2-Fluoro-4'-(5-methyl-tetrazol-2-ylmethyl)-biphenyl-4-yl]-2-oxo-oxazolidin-5-(S)-ylmethyl]-acetamide</p>

TABLE 2-continued

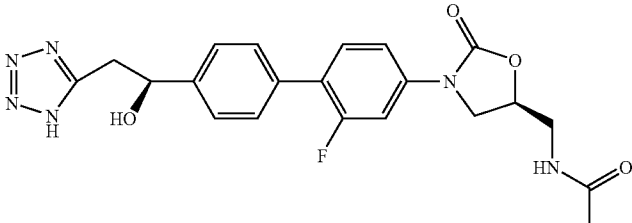
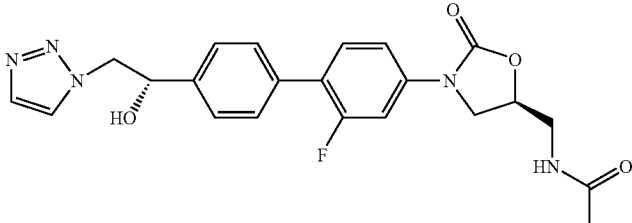
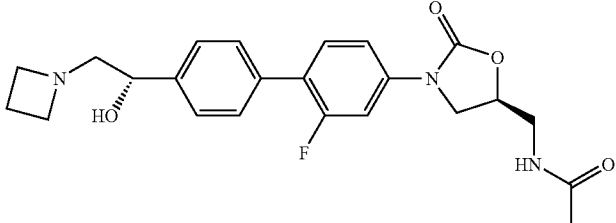
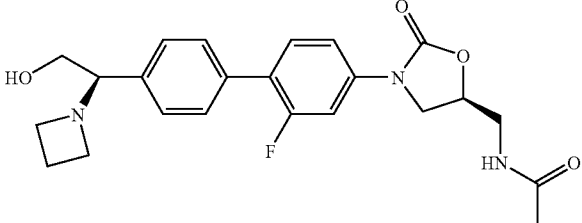
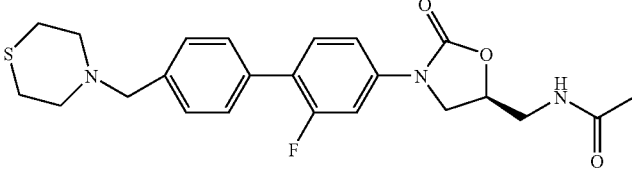
Compound Number	Structure
1060	 <p>N-(3-{2-Fluoro-4'-[1-(R)-hydroxy-2-(1H-tetrazol-5-yl)-ethyl]-biphenyl-4-yl}-2-oxo-oxazolidin-5-(S)-ylmethyl)-acetamide</p>
1061	 <p>N-{3-[2-Fluoro-4'-(1(S)-hydroxy-2-[1,2,3]triazol-1-yl-ethyl)-biphenyl-4-yl]-2-oxo-oxazolidin-5-(S)-ylmethyl}-acetamide</p>
1062	 <p>N-{3-[4'-(2-Azetidin-1-yl-1-(S)-hydroxy-ethyl)-2-fluoro-biphenyl-4-yl]-2-oxo-oxazolidin-5-(S)-ylmethyl}-acetamide</p>
1063	 <p>N-[3-[4'-(1-(R)-Azetidin-1-yl-2-hydroxy-ethyl)-2-fluoro-biphenyl-4-yl]-2-oxo-oxazolidin-5-(S)-ylmethyl]-acetamide</p>
1064	 <p>N-[3-(2-Fluoro-4'-thiomorpholin-4-ylmethyl-biphenyl-4-yl)-2-oxo-oxazolidin-5-(S)-ylmethyl]-acetamide</p>

TABLE 2-continued

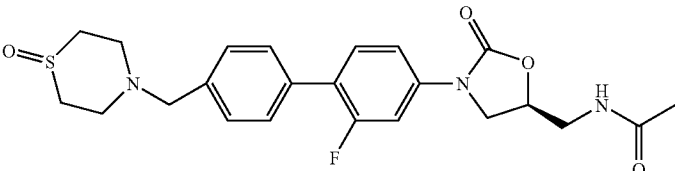
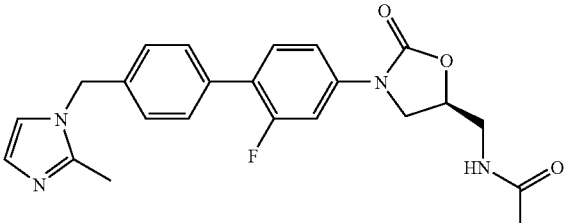
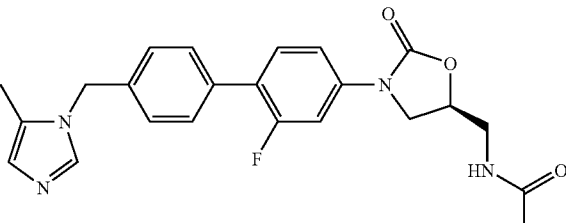
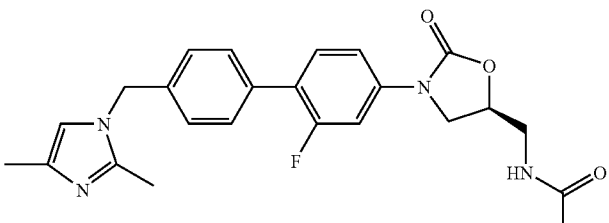
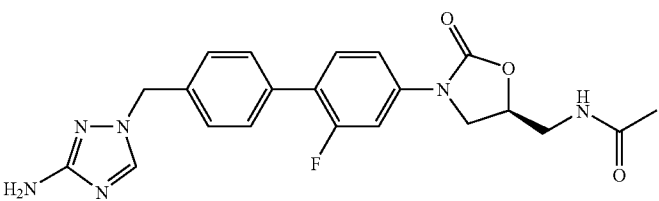
Compound Number	Structure
1065	 <p data-bbox="518 653 1025 695">N-{3-[2-Fluoro-4'-(1-oxo-1lambda*4*-thiomorpholin-4-ylmethyl)-biphenyl-4-yl]-2-oxo-oxazolidin-5-(S)-ylmethyl}-acetamide</p>
1066	 <p data-bbox="513 968 1034 1010">N-{3-[2-Fluoro-4'-(2-methyl-imidazol-1-ylmethyl)-biphenyl-4-yl]-2-oxo-oxazolidin-5-(S)-ylmethyl}-acetamide</p>
1067	 <p data-bbox="513 1283 1034 1325">N-{3-[2-Fluoro-4'-(5-methyl-imidazol-1-ylmethyl)-biphenyl-4-yl]-2-oxo-oxazolidin-5-(S)-ylmethyl}-acetamide</p>
1068	 <p data-bbox="508 1598 1039 1640">N-{3-[4'-(2,4-Dimethyl-imidazol-1-ylmethyl)-2-fluoro-biphenyl-4-yl]-2-oxo-oxazolidin-5-(S)-ylmethyl}-acetamide</p>
1069	 <p data-bbox="508 1881 1039 1923">N-{3-[4'-(3-Amino-[1,2,4]triazol-1-ylmethyl)-2-fluoro-biphenyl-4-yl]-2-oxo-oxazolidin-5-(S)-ylmethyl}-acetamide</p>

TABLE 2-continued

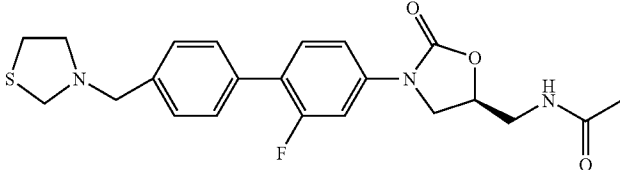
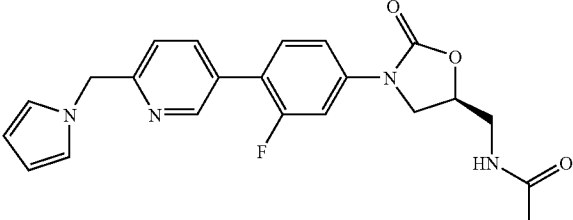
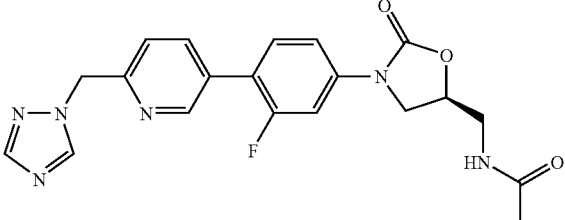
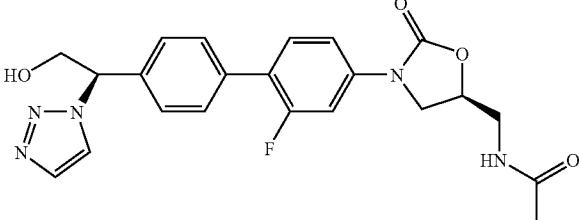
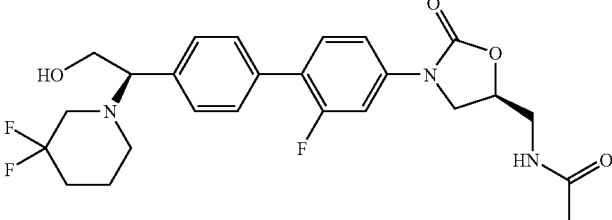
Compound Number	Structure
1070	 <p data-bbox="530 638 1012 680">N-[3-(2-Fluoro-4'-thiazolidin-3-ylmethyl-biphenyl-4-yl)-2-oxo-oxazolidin-5-(S)-ylmethyl]-acetamide</p>
1071	 <p data-bbox="513 953 1034 995">N-[3-[3-Fluoro-4-(6-pyrrol-1-ylmethyl-pyridin-3-yl)-phenyl]-2-oxo-oxazolidin-5-(S)-ylmethyl]-acetamide</p>
1072	 <p data-bbox="505 1268 1040 1310">N-[3-[3-Fluoro-4-(6-[1,2,4]triazol-1-ylmethyl-pyridin-3-yl)-phenyl]-2-oxo-oxazolidin-5-(S)-ylmethyl]-acetamide</p>
1073	 <p data-bbox="502 1583 1042 1625">N-[3-[2-Fluoro-4'-(2-hydroxy-1-(R)-[1,2,3]triazol-1-yl-ethyl)-biphenyl-4-yl]-2-oxo-oxazolidin-5-(S)-ylmethyl]-acetamide</p>
1074	 <p data-bbox="522 1898 1022 1938">N-[3-[4'-[1-(R)-(3,3-Difluoro-piperidin-1-yl)-2-hydroxy-ethyl]-2-fluoro-biphenyl-4-yl]-2-oxo-oxazolidin-5-(S)-ylmethyl]-acetamide</p>

TABLE 2-continued

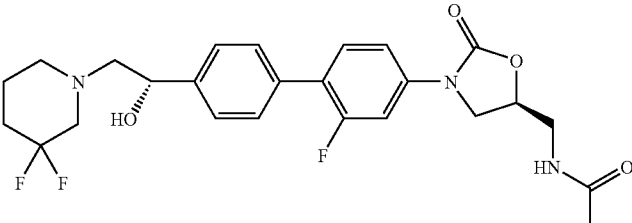
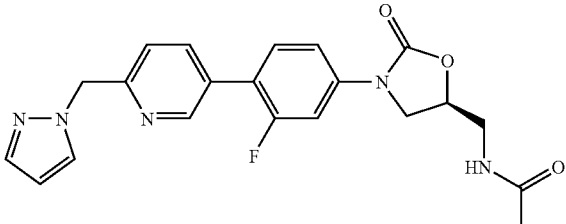
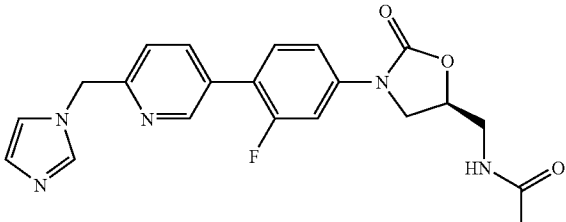
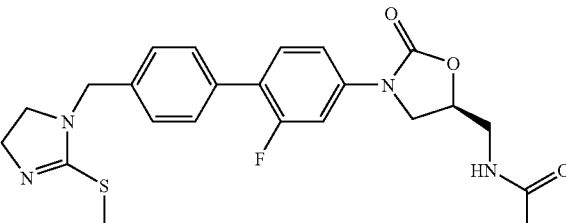
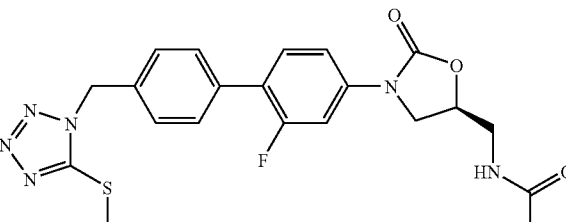
Compound Number	Structure
1075	 <p data-bbox="520 672 1024 714">N-(3-{4'-[2-(3,3-Difluoro-piperidin-1-yl)-1-(S)-hydroxy-ethyl]-2-fluoro-biphenyl-4-yl}-2-oxo-oxazolidin-5-(S)-ylmethyl)-acetamide</p>
1076	 <p data-bbox="503 976 1040 1018">N-{3-[3-Fluoro-4-(6-pyrazol-1-ylmethyl-pyridin-3-yl)-phenyl]-2-oxo-oxazolidin-5-(S)-ylmethyl}-acetamide</p>
1077	 <p data-bbox="503 1281 1040 1323">N-{3-[3-Fluoro-4-(6-imidazol-1-ylmethyl-pyridin-3-yl)-phenyl]-2-oxo-oxazolidin-5-(S)-ylmethyl}-acetamide</p>
1078	 <p data-bbox="503 1585 1040 1627">N-{3-[2-Fluoro-4'-(2-methylsulfanyl-4,5-dihydro-imidazol-1-ylmethyl)-biphenyl-4-yl]-2-oxo-oxazolidin-5-(S)-ylmethyl}-acetamide</p>
1079	 <p data-bbox="503 1890 1040 1932">N-{3-[2-Fluoro-4'-(5-methylsulfanyl-tetrazol-1-ylmethyl)-biphenyl-4-yl]-2-oxo-oxazolidin-5-(S)-ylmethyl}-acetamide</p>

TABLE 2-continued

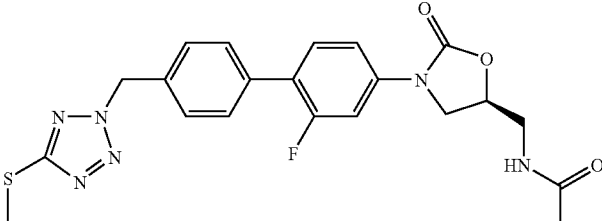
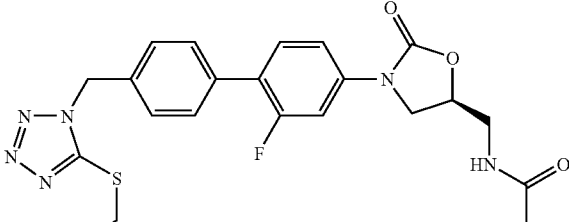
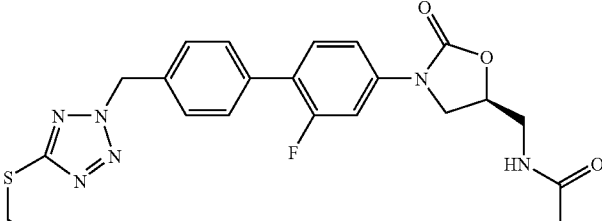
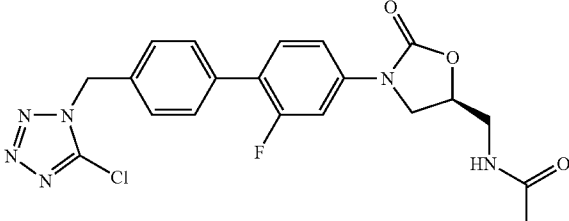
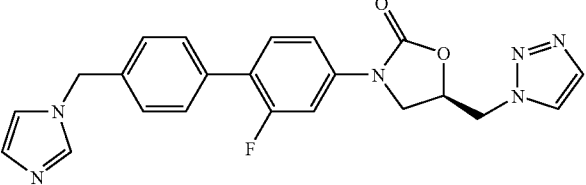
Compound Number	Structure
1080	 <p data-bbox="508 674 1035 716">N-{3-[2-Fluoro-4'-(5-methylsulfanyl-tetrazol-2-ylmethyl)-biphenyl-4-yl]-2-oxo-oxazolidin-5-(S)-ylmethyl}-acetamide</p>
1081	 <p data-bbox="502 993 1042 1035">N-{3-[4'-(5-Ethylsulfanyl-tetrazol-1-ylmethyl)-2-fluoro-biphenyl-4-yl]-2-oxo-oxazolidin-5-(S)-ylmethyl}-acetamide</p>
1082	 <p data-bbox="502 1316 1042 1358">N-{3-[4'-(5-Ethylsulfanyl-tetrazol-2-ylmethyl)-2-fluoro-biphenyl-4-yl]-2-oxo-oxazolidin-5-(S)-ylmethyl}-acetamide</p>
1083	 <p data-bbox="502 1627 1042 1669">N-{3-[4'-(5-Chloro-tetrazol-1-ylmethyl)-2-fluoro-biphenyl-4-yl]-2-oxo-oxazolidin-5-(S)-ylmethyl}-acetamide</p>
1084	 <p data-bbox="502 1896 1042 1938">3-(2-Fluoro-4'-imidazol-1-ylmethyl-biphenyl-4-yl)-5-(R)-[1,2,3]triazol-1-ylmethyl-oxazolidin-2-one</p>

TABLE 2-continued

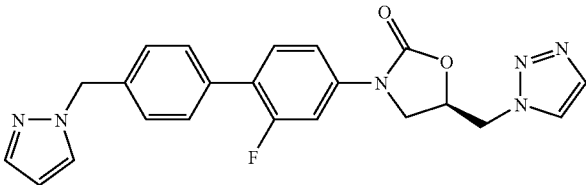
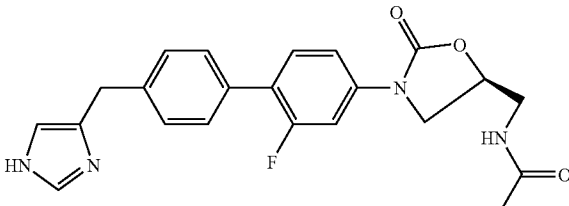
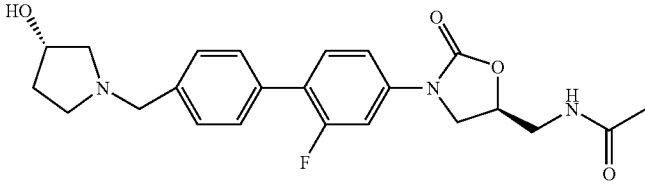
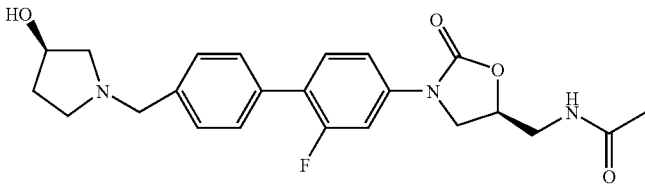
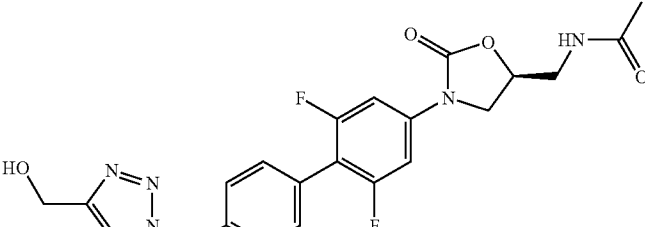
Compound Number	Structure
1085	 <p data-bbox="500 636 1044 678">3-(2-Fluoro-4'-pyrazol-1-ylmethyl-biphenyl-4-yl)-5-(R)-[1,2,3]triazol-1-ylmethyl-oxazolidin-2-one</p>
1086	 <p data-bbox="517 926 1027 968">N-{3-[2-Fluoro-4'-(1H-imidazol-4-ylmethyl)-biphenyl-4-yl]-2-oxo-oxazolidin-5-(S)-ylmethyl}-acetamide</p>
1087	 <p data-bbox="508 1251 1035 1287">N-{3-[2-Fluoro-4'-(3-(S)-hydroxy-pyrrolidin-1-ylmethyl)-biphenyl-4-yl]-2-oxo-oxazolidin-5-(S)-ylmethyl}-acetamide</p>
1088	 <p data-bbox="508 1570 1035 1606">N-{3-[2-Fluoro-4'-(3-(R)-hydroxy-pyrrolidin-1-ylmethyl)-biphenyl-4-yl]-2-oxo-oxazolidin-5-(S)-ylmethyl}-acetamide</p>
1089	 <p data-bbox="517 1896 1027 1940">N-{3-[2,6-Difluoro-4'-(4-hydroxymethyl-[1,2,3]triazol-1-ylmethyl)-biphenyl-4-yl]-2-oxo-oxazolidin-5-(S)-ylmethyl}-acetamide</p>

TABLE 2-continued

Compound Number	Structure
1090	<p data-bbox="500 695 1042 737">N-[3-(4'-Azetidin-1-ylmethyl-2-fluoro-biphenyl-4-yl)-2-oxo-oxazolidin-5-(S)-ylmethyl]-acetamide</p>
1091	<p data-bbox="500 951 1042 993">N-[3-[4'-(3-(R)-Amino-pyrrolidin-1-ylmethyl)-2-fluoro-biphenyl-4-yl]-2-oxo-oxazolidin-5-(S)-ylmethyl]-acetamide</p>
1092	<p data-bbox="500 1207 1042 1249">N-[3-[4'-(3-(S)-Amino-pyrrolidin-1-ylmethyl)-2-fluoro-biphenyl-4-yl]-2-oxo-oxazolidin-5-(S)-ylmethyl]-acetamide</p>
1093	<p data-bbox="500 1554 1042 1596">1-[4'-[5-(S)-(Acetylamino-methyl)-2-oxo-oxazolidin-3-yl]-2'-fluoro-biphenyl-4-ylmethyl]-pyrrolidine-3-(R/S)-carboxylic acid amide</p>
1094	<p data-bbox="500 1822 1042 1864">N-[3-[2-Fluoro-4'-(4-fluoro-piperidin-1-ylmethyl)-biphenyl-4-yl]-2-oxo-oxazolidin-5-(S)-ylmethyl]-acetamide</p>

TABLE 2-continued

Compound Number	Structure
1095	<p data-bbox="502 709 1044 758">N-{3-[2-Fluoro-4'-(5-fluoromethyl-2-oxo-oxazolidin-3-(R/S)ylmethyl)-biphenyl-4-yl]-2-oxo-oxazolidin-5-(S)-ylmethyl}-acetamide</p>
1096	<p data-bbox="502 1035 1044 1083">N-{3-[2-Fluoro-4'-(3-(R/S)-fluoro-piperidin-1-ylmethyl)-biphenyl-4-yl]-2-oxo-oxazolidin-5-(S)-ylmethyl}-acetamide</p>
1097	<p data-bbox="502 1360 1044 1409">N-{3-[4'-(3,3-Difluoro-piperidin-1-ylmethyl)-2-fluoro-biphenyl-4-yl]-2-oxo-oxazolidin-5-(S)-ylmethyl}-acetamide</p>
1098	<p data-bbox="530 1890 1015 1938">N-(3-{2-Fluoro-4'-[6-(3-fluoro-propylamino)-purin-9-ylmethyl]-biphenyl-4-yl}-2-oxo-oxazolidin-5-(S)-ylmethyl)-acetamide</p>

TABLE 2-continued

Compound Number	Structure
1099	<p data-bbox="525 909 1020 951">N-(3-{2-Fluoro-4'-[6-(2-hydroxy-ethylamino)-purin-9-ylmethyl]-biphenyl-4-yl]-2-oxo-oxazolidin-5-(S)-ylmethyl)-acetamide</p>
1100	<p data-bbox="513 1423 1032 1465">N-{3-[4'-(6-Chloro-purin-9-ylmethyl)-2-fluoro-biphenyl-4-yl]-2-oxo-oxazolidin-5-(S)-ylmethyl}-acetamide</p>
1101	<p data-bbox="502 1862 1044 1904">N-{3-[2-Fluoro-4'-(2-oxo-oxazolidin-3-ylmethyl)-biphenyl-4-yl]-2-oxo-oxazolidin-5-(S)-ylmethyl}-acetamide</p>

TABLE 2-continued

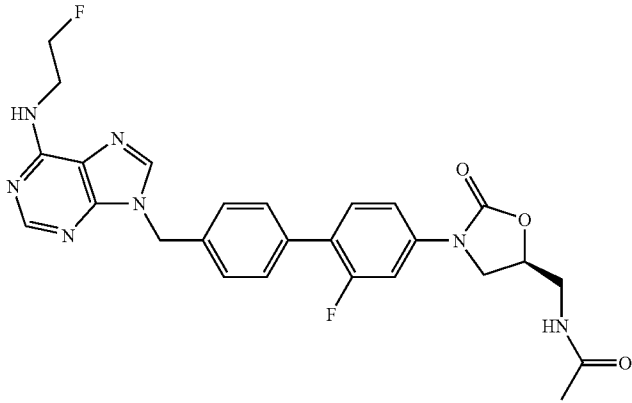
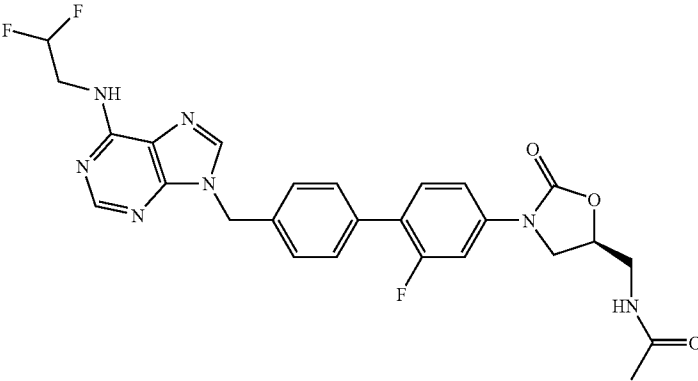
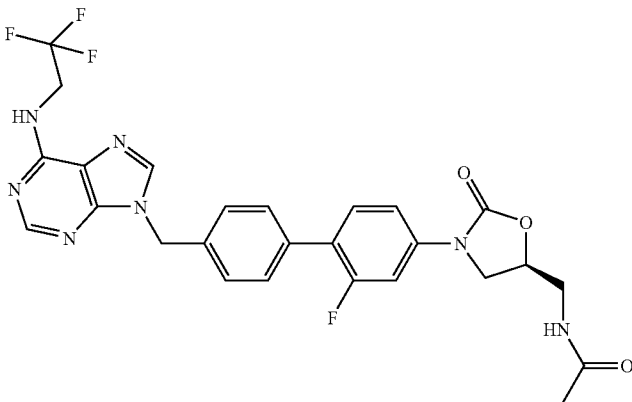
Compound Number	Structure
1102	 <p data-bbox="536 850 1007 892">N-(3-{2-Fluoro-4'-[6-(2-fluoro-ethylamino)-purin-9-ylmethyl]-biphenyl-4-yl}-2-oxo-oxazolidin-5-(S)-ylmethyl)-acetamide</p>
1103	 <p data-bbox="520 1354 1024 1407">N-(3-{4'-[6-(2,2-Difluoro-ethylamino)-purin-9-ylmethyl]-2-fluoro-biphenyl-4-yl}-2-oxo-oxazolidin-5-(S)-ylmethyl)-acetamide</p>
1104	 <p data-bbox="512 1900 1032 1942">N-(3-{2-Fluoro-4'-[6-(2,2,2-trifluoro-ethylamino)-purin-9-ylmethyl]-biphenyl-4-yl}-2-oxo-oxazolidin-5-(S)-ylmethyl)-acetamide</p>

TABLE 2-continued

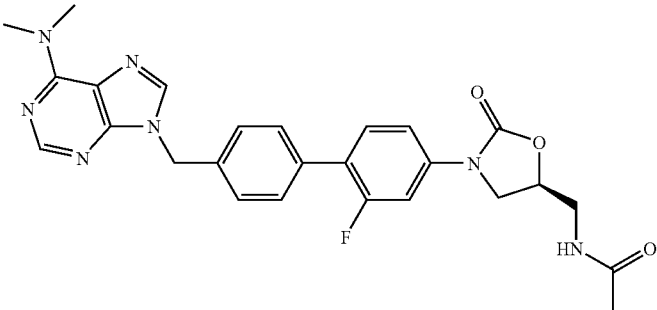
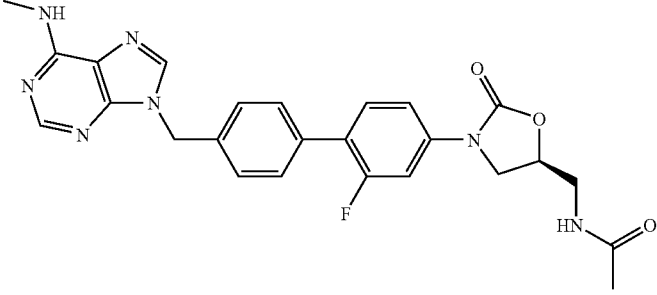
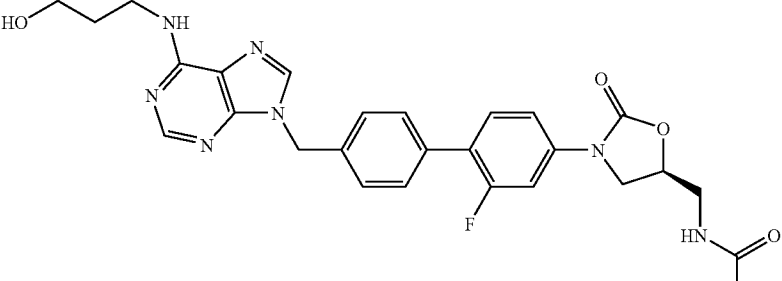
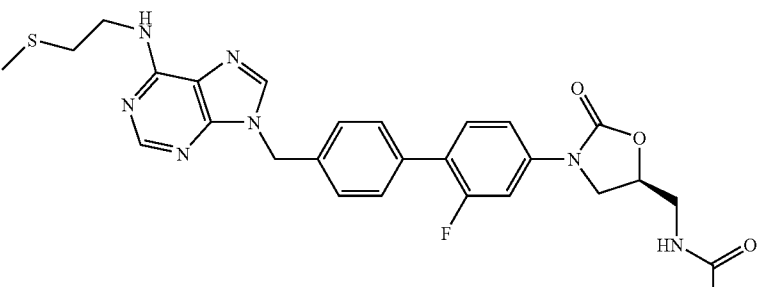
Compound Number	Structure
1105	 <p data-bbox="502 764 1044 810">N-{3-[4'-(6-Dimethylamino-purin-9-ylmethyl)-2-fluoro-biphenyl-4-yl]-2-oxo-oxazolidin-5-(S)-ylmethyl}-acetamide</p>
1106	 <p data-bbox="502 1142 1044 1182">N-{3-[2-Fluoro-4'-(6-methylamino-purin-9-ylmethyl)-biphenyl-4-yl]-2-oxo-oxazolidin-5-(S)-ylmethyl}-acetamide</p>
1107	 <p data-bbox="518 1520 1025 1554">N-(3-{2-Fluoro-4'-[6-(3-hydroxy-propylamino)-purin-9-ylmethyl]-biphenyl-4-yl}-2-oxo-oxazolidin-5-(S)-ylmethyl)-acetamide</p>
1108	 <p data-bbox="502 1898 1049 1940">N-(3-{2-Fluoro-4'-[6-(2-methylsulfanyl-ethylamino)-purin-9-ylmethyl]-biphenyl-4-yl}-2-oxo-oxazolidin-5-(S)-ylmethyl)-acetamide</p>

TABLE 2-continued

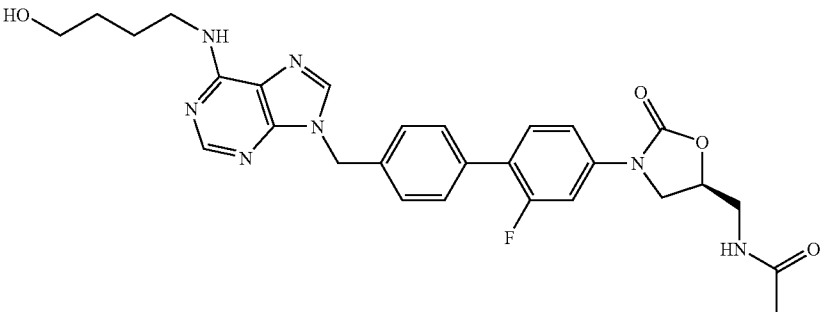
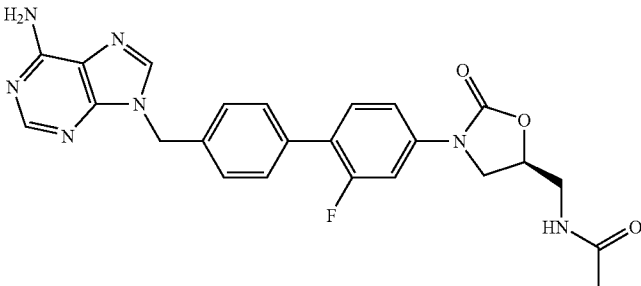
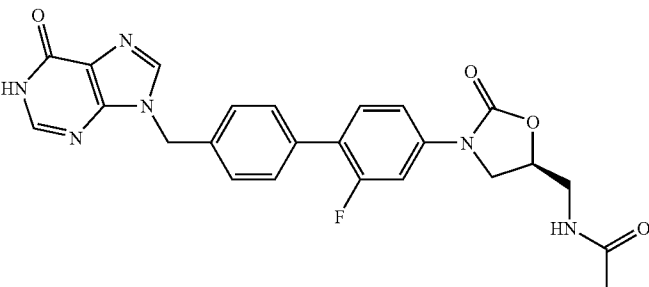
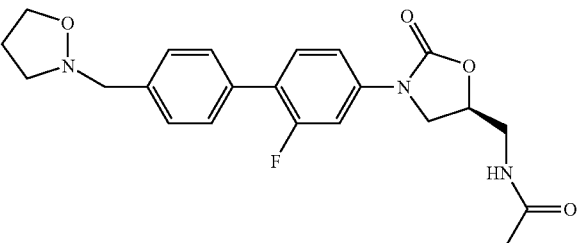
Compound Number	Structure
1109	 <p data-bbox="525 772 1020 814">N-(3-{2-Fluoro-4'-[6-(4-hydroxy-butylamino)-purin-9-ylmethyl]-biphenyl-4-yl}-2-oxo-oxazolidin-5-(S)-ylmethyl)-acetamide</p>
1110	 <p data-bbox="513 1136 1034 1178">N-[3-[4'-(6-Amino-purin-9-ylmethyl)-2-fluoro-biphenyl-4-yl]-2-oxo-oxazolidin-5-(S)-ylmethyl]-acetamide</p>
1111	 <p data-bbox="513 1566 1034 1608">N-[3-[2-Fluoro-4'-(6-oxo-1,6-dihydro-purin-9-ylmethyl)-biphenyl-4-yl]-2-oxo-oxazolidin-5-(S)-ylmethyl]-acetamide</p>
1112	 <p data-bbox="525 1892 1025 1934">N-[3-(2-Fluoro-4'-isoxazolidin-2-ylmethyl-biphenyl-4-yl)-2-oxo-oxazolidin-5-(S)-ylmethyl]-acetamide</p>

TABLE 2-continued

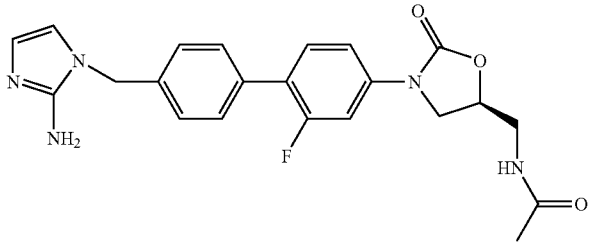
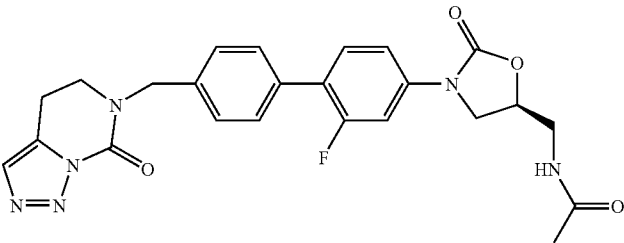
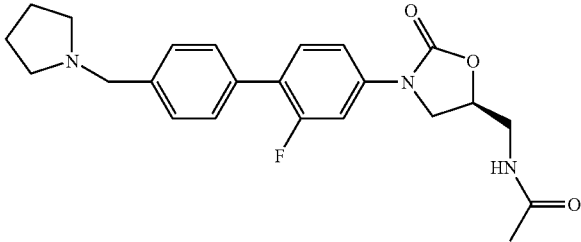
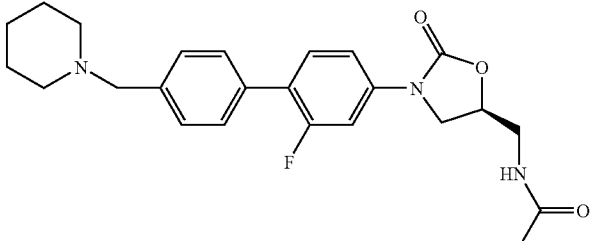
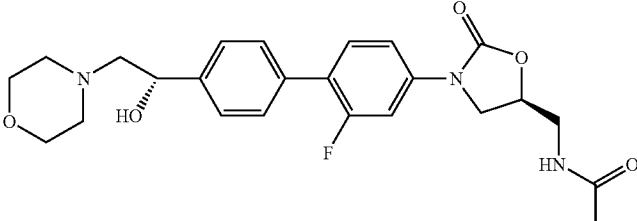
Compound Number	Structure
1113	 <p data-bbox="513 667 1032 709">N-[3-[4'-(2-Amino-imidazol-1-ylmethyl)-2-fluoro-biphenyl-4-yl]-2-oxo-oxazolidin-5-(S)-ylmethyl]-acetamide</p>
1114	 <p data-bbox="497 976 1049 1018">N-[3-[2-Fluoro-4'-(7-oxo-4,5-dihydro-[1,2,3]triazolo[1,5-c]pyrimidin-6-ylmethyl)-biphenyl-4-yl]-2-oxo-oxazolidin-5-(S)-ylmethyl]-acetamide</p>
1115	 <p data-bbox="535 1287 1011 1329">N-[3-(2-Fluoro-4'-pyrrolidin-1-ylmethyl-biphenyl-4-yl)-2-oxo-oxazolidin-5-(S)-ylmethyl]-acetamide</p>
1116	 <p data-bbox="535 1598 1011 1640">N-[3-(2-Fluoro-4'-piperidin-1-ylmethyl-biphenyl-4-yl)-2-oxo-oxazolidin-5-(S)-ylmethyl]-acetamide</p>
1117	 <p data-bbox="502 1896 1044 1938">N-[3-[2-Fluoro-4'-(1-(S)-hydroxy-2-morpholin-4-yl-ethyl)-biphenyl-4-yl]-2-oxo-oxazolidin-5-(S)-ylmethyl]-acetamide</p>

TABLE 2-continued

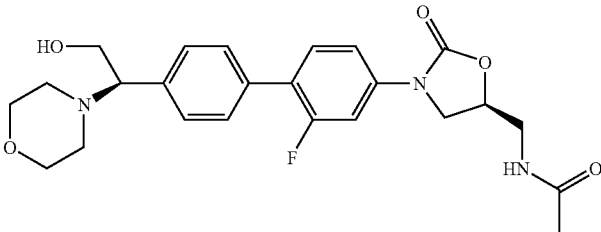
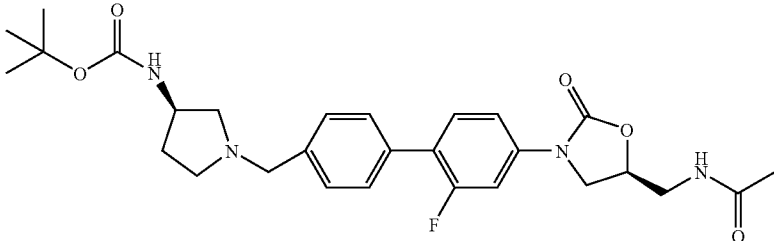
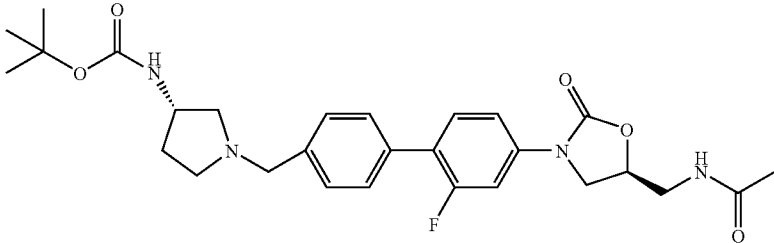
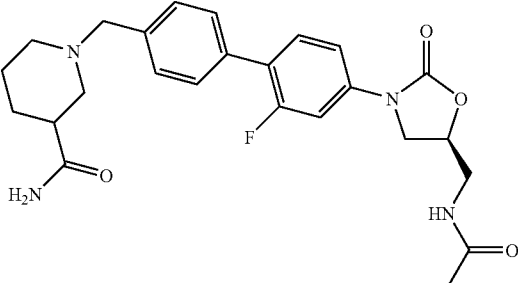
Compound Number	Structure
1118	 <p data-bbox="503 688 1042 730">N-{3-[2-Fluoro-4'-(2-hydroxy-1-(R)-morpholin-4-yl-ethyl)-biphenyl-4-yl]-2-oxo-oxazolidin-5-(S)-ylmethyl}-acetamide</p>
1119	 <p data-bbox="503 1073 1042 1119">(1-{4'-[5-(S)-(Acetylamino-methyl)-2-oxo-oxazolidin-3-yl]-2'-fluoro-biphenyl-4-ylmethyl}-pyrrolidin-3-(R)-yl)-carbamic acid tert-butyl ester</p>
1120	 <p data-bbox="503 1461 1042 1507">(1-{4'-[5-(S)-(Acetylamino-methyl)-2-oxo-oxazolidin-3-yl]-2'-fluoro-biphenyl-4-ylmethyl}-pyrrolidin-3-(S)-yl)-carbamic acid tert-butyl ester</p>
1121	 <p data-bbox="513 1892 1034 1940">1-{4'-[5-(S)-(Acetylamino-methyl)-2-oxo-oxazolidin-3-yl]-2'-fluoro-biphenyl-4-ylmethyl}-piperidine-3-(R/S)-carboxylic acid amide</p>

TABLE 2-continued

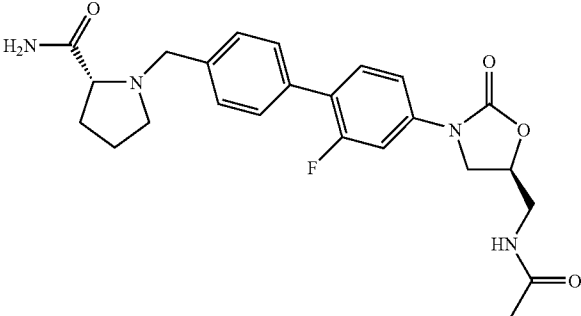
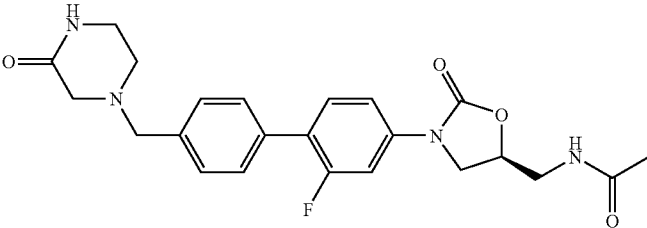
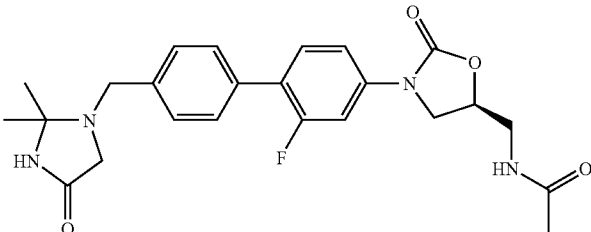
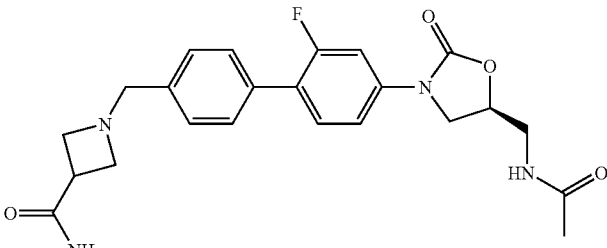
Compound Number	Structure
1122	 <p data-bbox="513 766 1032 808">1-{4'-[5-(S)-(Acetylamino-methyl)-2-oxo-oxazolidin-3-yl]-2'-fluoro-biphenyl-4-ylmethyl}-pyrrolidine-2-(S)-carboxylic acid amide</p>
1123	 <p data-bbox="505 1129 1040 1171">N-{3-[2-Fluoro-4'-(3-oxo-piperazin-1-ylmethyl)-biphenyl-4-yl]-2-oxo-oxazolidin-5-(S)-ylmethyl}-acetamide</p>
1124	 <p data-bbox="525 1501 1020 1543">N-{3-[4'-(2,2-Dimethyl-4-oxo-imidazolidin-1-ylmethyl)-2-fluoro-biphenyl-4-yl]-2-oxo-oxazolidin-5-(S)-ylmethyl}-acetamide</p>
1125	 <p data-bbox="517 1890 1029 1940">1-{4'-[5-(S)-(Acetylamino-methyl)-2-oxo-oxazolidin-3-yl]-2'-fluoro-biphenyl-4-ylmethyl}-azetidine-3-(R/S)-carboxylic acid amide</p>

TABLE 2-continued

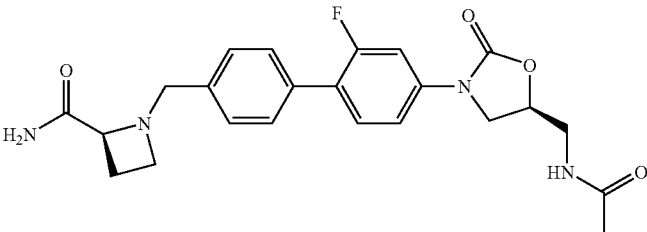
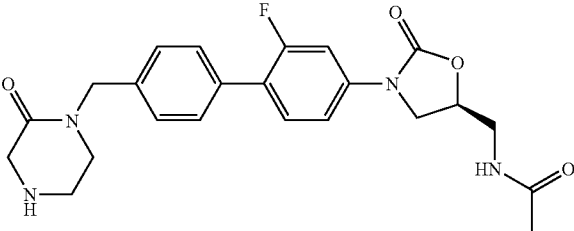
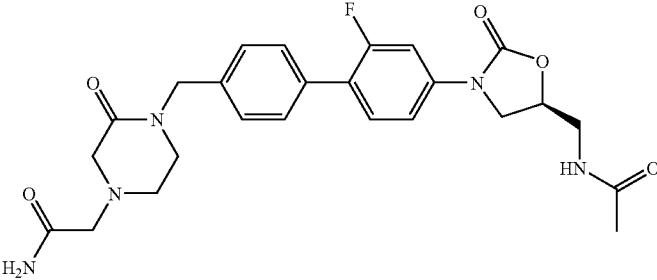
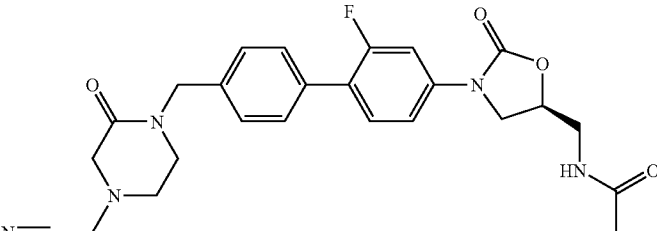
Compound Number	Structure
1126	 <p data-bbox="525 695 1020 741">1-{4'-[5-(Acetylamino-methyl)-2-oxo-oxazolidin-3-yl]-2'-fluoro-biphenyl-4-ylmethyl}-azetidine-2-carboxylic acid amide</p>
1127	 <p data-bbox="505 1077 1040 1123">N-{3-[2-Fluoro-4'-(2-oxo-piperazin-1-ylmethyl)-biphenyl-4-yl]-2-oxo-oxazolidin-5-(S)-ylmethyl}-acetamide</p>
1128	 <p data-bbox="505 1507 1040 1549">2-(4-{4'-[5-(S)-(Acetylamino-methyl)-2-oxo-oxazolidin-3-yl]-2'-fluoro-biphenyl-4-ylmethyl}-3-oxo-piperazin-1-yl)-acetamide</p>
1129	 <p data-bbox="525 1892 1020 1938">N-{3-[4'-(4-Cyanomethyl-2-oxo-piperazin-1-ylmethyl)-2-fluoro-biphenyl-4-yl]-2-oxo-oxazolidin-5-(S)-ylmethyl}-acetamide</p>

TABLE 2-continued

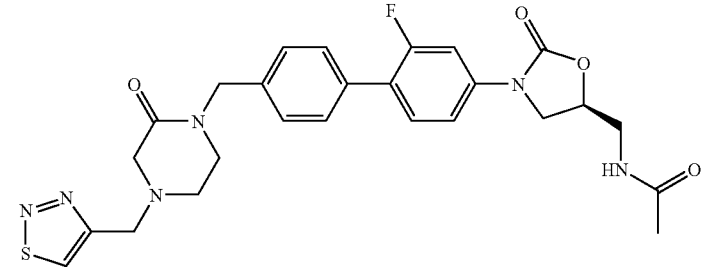
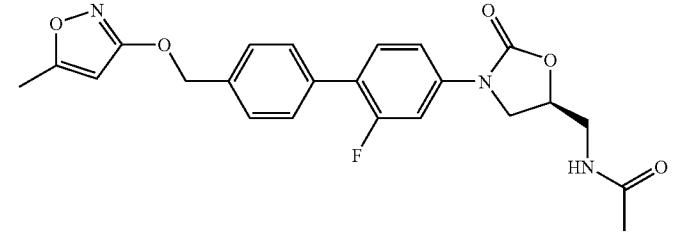
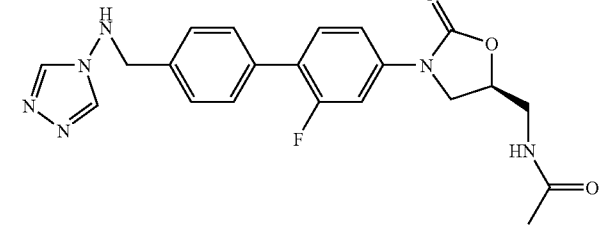
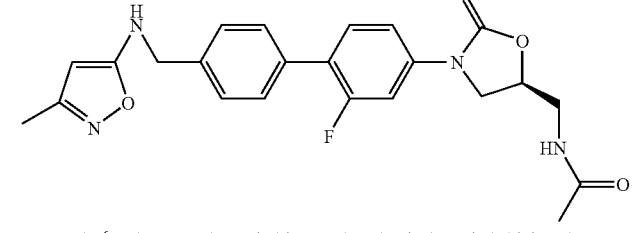
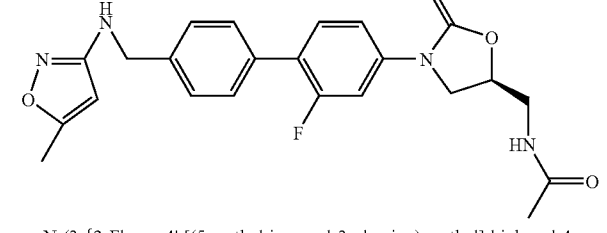
Compound Number	Structure
1130	 <p data-bbox="495 693 1040 735">N-{3-[2-Fluoro-4'-(2-oxo-4-[1,2,3]thiadiazol-4-ylmethyl)-piperazin-1-ylmethyl]-biphenyl-4-yl]-2-oxo-oxazolidin-5-(S)-ylmethyl}-acetamide</p>
2001	 <p data-bbox="495 987 1040 1050">N-{3-[2-Fluoro-4'-(5-methyl-isoxazol-3-ylloxymethyl)-biphenyl-4-yl]-2-oxo-oxazolidin-5-(S)-ylmethyl}-acetamide</p>
2002	 <p data-bbox="495 1302 1040 1365">N-{3-[2-Fluoro-4'-([1,2,4]triazol-4-ylaminomethyl)-biphenyl-4-yl]-2-oxo-oxazolidin-5-(S)-ylmethyl}-acetamide</p>
2003	 <p data-bbox="495 1617 1040 1680">N-(3-{2-Fluoro-4'-[(3-methyl-isoxazol-5-ylamino)-methyl]-biphenyl-4-yl}-2-oxo-oxazolidin-5-(S)-ylmethyl)-acetamide</p>
2004	 <p data-bbox="495 1932 1040 1967">N-(3-{2-Fluoro-4'-[(5-methyl-isoxazol-3-ylamino)-methyl]-biphenyl-4-yl}-2-oxo-oxazolidin-5-(S)-ylmethyl)-acetamide</p>

TABLE 2-continued

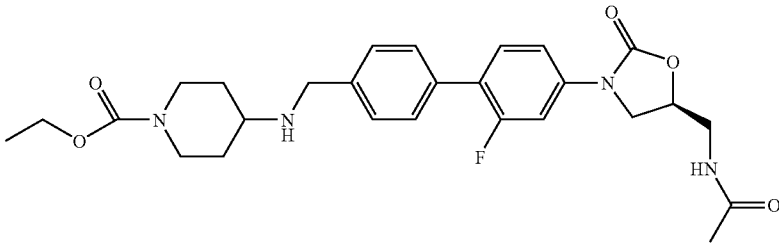
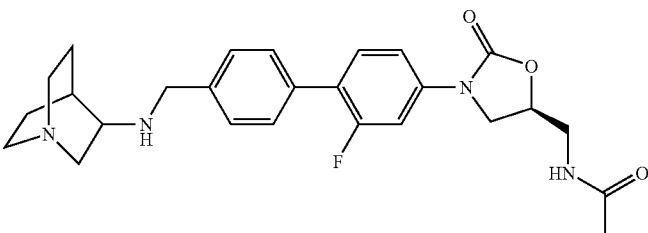
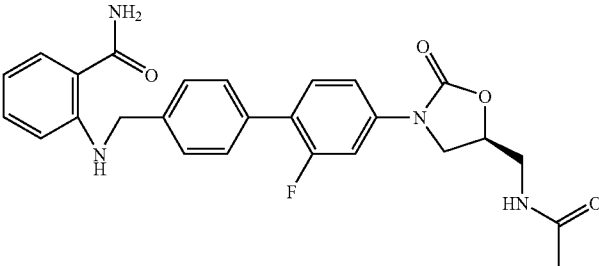
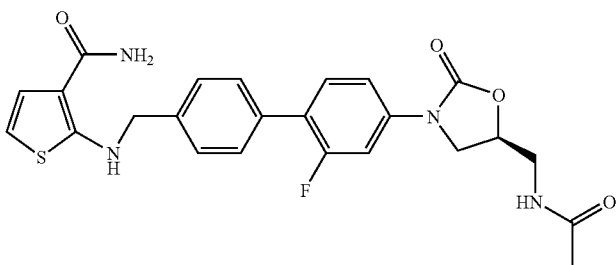
Compound Number	Structure
2005	 <p data-bbox="503 714 1040 766">4-({4'-[5-(S)-(Acetylamino-methyl)-2-oxo-oxazolidin-3-yl]-2'-fluoro-biphenyl-4-ylmethyl}-amino)-piperidine-1-carboxylic acid ethyl ester</p>
2006	 <p data-bbox="520 1081 1024 1144">N-(3-{4'-[(1-Aza-bicyclo[2.2.2]oct-3-ylamino)-methyl]-2-fluoro-biphenyl-4-yl}-2-oxo-oxazolidin-5-(S)-ylmethyl)-acetamide</p>
2007	 <p data-bbox="503 1491 1040 1543">2-({4'-[5-(S)-(Acetylamino-methyl)-2-oxo-oxazolidin-3-yl]-2'-fluoro-biphenyl-4-ylmethyl}-amino)-benzamide</p>
2008	 <p data-bbox="503 1890 1040 1940">2-({4'-[5-(S)-(Acetylamino-methyl)-2-oxo-oxazolidin-3-yl]-2'-fluoro-biphenyl-4-ylmethyl}-amino)-thiophene-3-carboxylic acid amide</p>

TABLE 2-continued

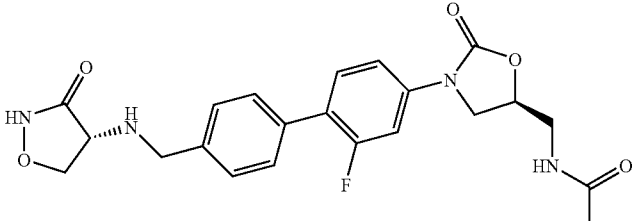
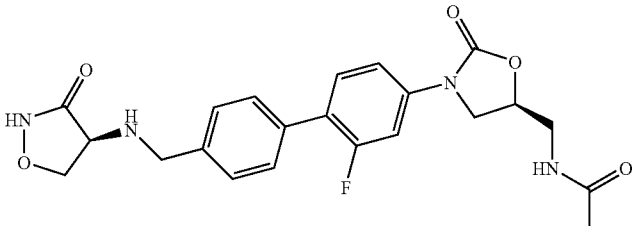
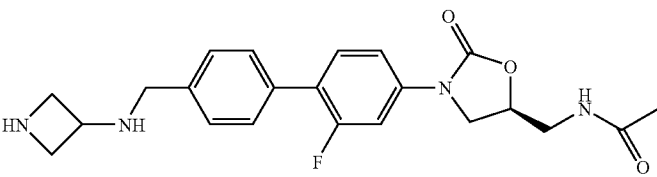
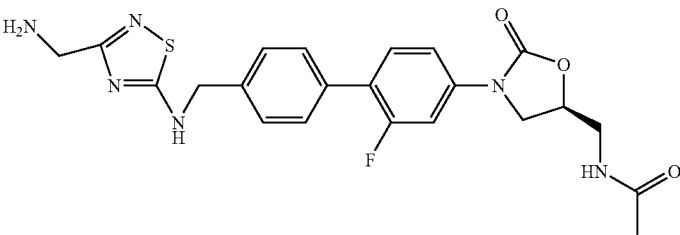
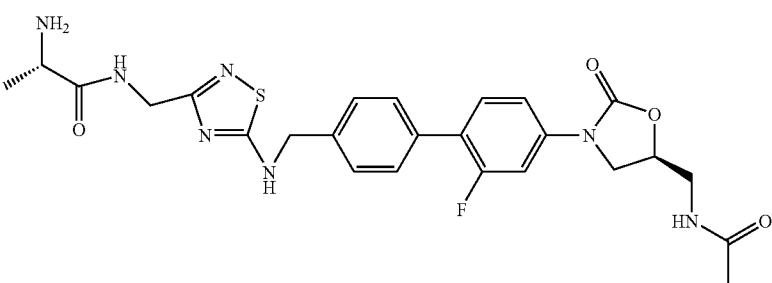
Compound Number	Structure
2009	 <p data-bbox="525 674 1020 720">N-(3-{2-Fluoro-4'-[(3-oxo-isoxazolidin-4-(R)-ylamino)-methyl]-biphenyl-4-yl}-2-oxo-oxazolidin-5-(S)-ylmethyl)-acetamide</p>
2010	 <p data-bbox="525 978 1020 1020">N-(3-{2-Fluoro-4'-[(3-oxo-isoxazolidin-4-(S)-ylamino)-methyl]-biphenyl-4-yl}-2-oxo-oxazolidin-5-(S)-ylmethyl)-acetamide</p>
2011	 <p data-bbox="508 1224 1037 1266">N-{3-[4'-(Azetidin-3-(R/S)-ylaminomethyl)-2-fluoro-biphenyl-4-yl]-2-oxo-oxazolidin-5-(S)-ylmethyl}-acetamide</p>
2012	 <p data-bbox="518 1528 1027 1566">N-(3-{4'-[(3-Aminomethyl)-1,2,4]thiadiazol-5-ylamino)-methyl]-2-fluoro-biphenyl-4-yl}-2-oxo-oxazolidin-5-(S)-ylmethyl)-acetamide</p>
2013	 <p data-bbox="513 1875 1032 1940">N-[5-({4'-[5-(S)-(Acetylamino)-methyl]-2-oxo-oxazolidin-3-yl]-2'-fluoro-biphenyl-4-ylmethyl}-amino)-[1,2,4]thiadiazol-3-ylmethyl]-2-(S)-amino-propionamide</p>

TABLE 2-continued

Compound Number	Structure
2014	<p data-bbox="518 711 1025 774">2,6-Diamino-hexanoic acid [5-({4'-[5-(acetylamino-methyl)-2-oxo-oxazolidin-3-yl]-2'-fluoro-biphenyl-4-ylmethyl}-amino)-[1,2,4]thiadiazol-3-ylmethyl]-amide</p>
2015	<p data-bbox="502 1108 1042 1150">N-{3-[2-Fluoro-4'-(1-methyl-1H-tetrazol-5-ylsulfanylmethyl)-biphenyl-4-yl]-2-oxo-oxazolidin-5-(S)-ylmethyl}-acetamide</p>
2016	<p data-bbox="508 1486 1035 1528">N-{3-[2-Fluoro-4'-(3H-[1,2,3]triazol-4-ylsulfanylmethyl)-biphenyl-4-yl]-2-oxo-oxazolidin-5-(S)-ylmethyl}-acetamide</p>
2017	<p data-bbox="508 1898 1042 1940">N-{3-[4'-(4,6-Dioxo-1,4,5,6-tetrahydro-pyrimidin-2-ylsulfanylmethyl)-2-fluoro-biphenyl-4-yl]-2-oxo-oxazolidin-5-(S)-ylmethyl}-acetamide</p>

TABLE 2-continued

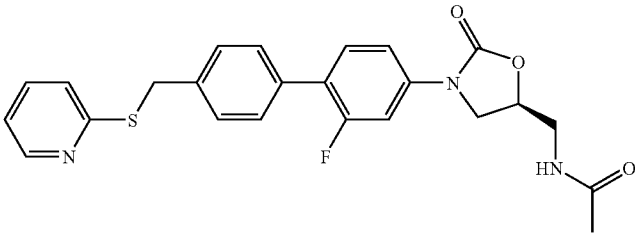
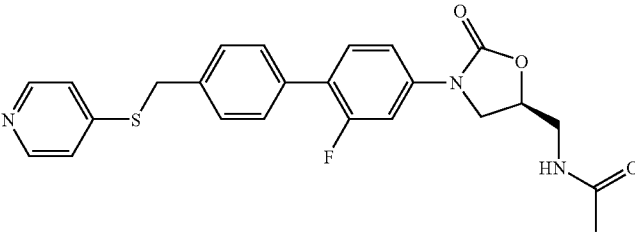
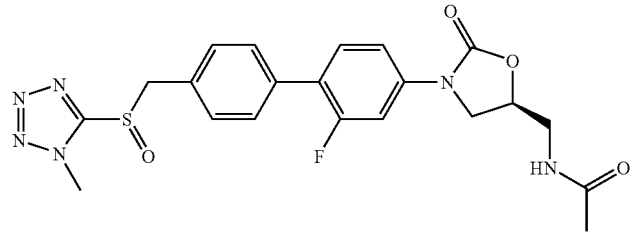
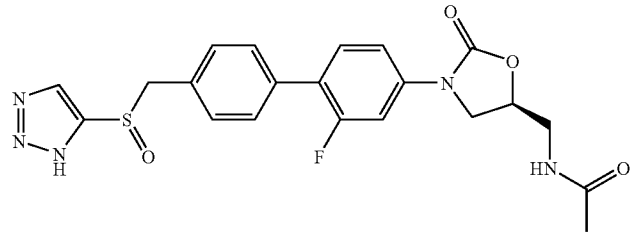
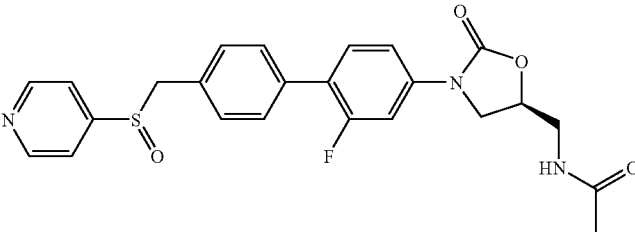
Compound Number	Structure
2018	 <p>N-{3-[2-Fluoro-4'-(pyridin-2-ylsulfanylmethyl)-biphenyl-4-yl]-2-oxo-oxazolidin-5-(S)-ylmethyl}-acetamide</p>
2019	 <p>N-{3-[2-Fluoro-4'-(pyridin-4-ylsulfanylmethyl)-biphenyl-4-yl]-2-oxo-oxazolidin-5-(S)-ylmethyl}-acetamide</p>
2020	 <p>N-{3-[2-Fluoro-4'-(1-methyl-1H-tetrazole-5-sulfinylmethyl)-biphenyl-4-yl]-2-oxo-oxazolidin-5-(S)-ylmethyl}-acetamide</p>
2021	 <p>N-{3-[2-Fluoro-4'-(3H-[1,2,3]triazole-4-sulfinylmethyl)-biphenyl-4-yl]-2-oxo-oxazolidin-5-(S)-ylmethyl}-acetamide</p>
2022	 <p>N-{3-[2-Fluoro-4'-(pyridine-4-sulfinylmethyl)-biphenyl-4-yl]-2-oxo-oxazolidin-5-(S)-ylmethyl}-acetamide</p>

TABLE 2-continued

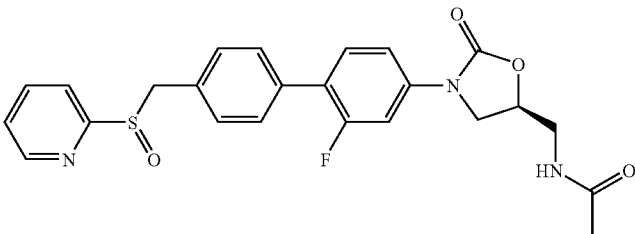
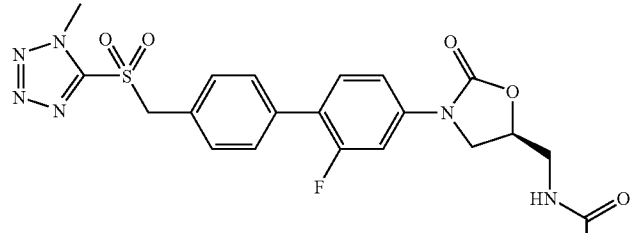
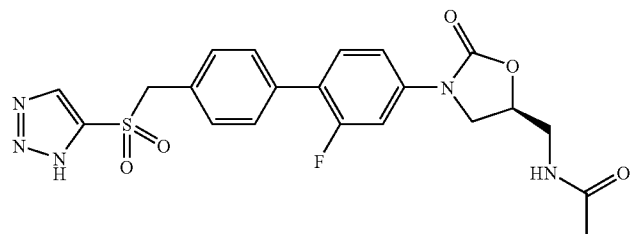
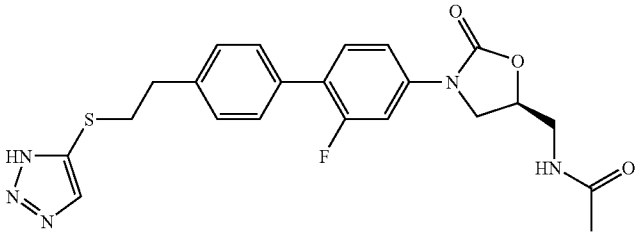
Compound Number	Structure
2023	 <p data-bbox="513 709 1034 751">N-{3-[2-Fluoro-4'-(pyridine-2-sulfonylmethyl)-biphenyl-4-yl]-2-oxo-oxazolidin-5-(S)-ylmethyl}-acetamide</p>
2024	 <p data-bbox="505 1121 1042 1163">N-{3-[2-Fluoro-4'-(1-methyl-1H-tetrazole-5-sulfonylmethyl)-biphenyl-4-yl]-2-oxo-oxazolidin-5-(S)-ylmethyl}-acetamide</p>
2025	 <p data-bbox="500 1507 1047 1549">N-{3-[2-Fluoro-4'-(3H-[1,2,3]triazole-4-sulfonylmethyl)-biphenyl-4-yl]-2-oxo-oxazolidin-5-(S)-ylmethyl}-acetamide</p>
2026	 <p data-bbox="500 1892 1047 1934">N-(3-{2-Fluoro-4'-[2-(3H-[1,2,3]triazol-4-ylsulfanyl)-ethyl]-biphenyl-4-yl}-2-oxo-oxazolidin-5-(S)-ylmethyl)-acetamide</p>

TABLE 2-continued

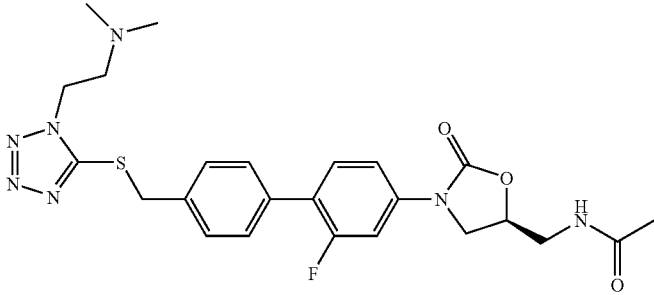
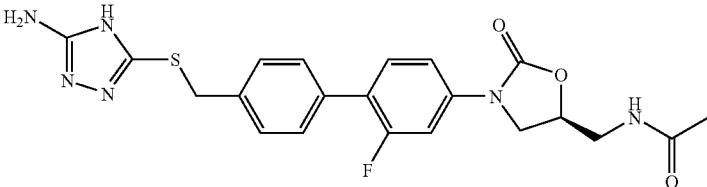
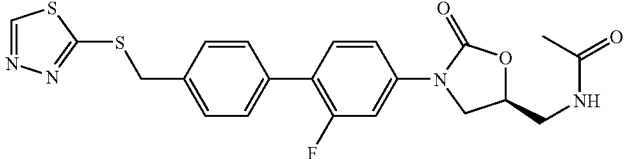
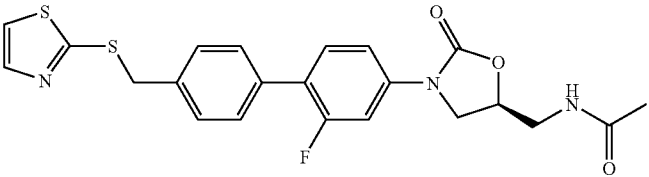
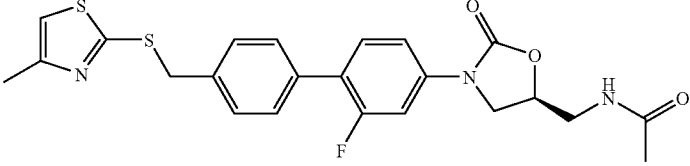
Compound Number	Structure
2027	 <p data-bbox="508 747 1037 793">N-(3-{4'-[1-(2-Dimethylamino-ethyl)-1H-tetrazol-5-ylsulfanylmethyl]-2-fluoro-biphenyl-4-yl}-2-oxo-oxazolidin-5-(S)-ylmethyl)-acetamide</p>
2028	 <p data-bbox="517 1081 1029 1129">N-(3-{4'-[5-Amino-4H-[1,2,4]triazol-3-ylsulfanylmethyl]-2-fluoro-biphenyl-4-yl}-2-oxo-oxazolidin-5-(S)-ylmethyl)-acetamide</p>
2029	 <p data-bbox="517 1325 1029 1371">N-(3-[2-Fluoro-4'-([1,3,4]thiadiazol-2-ylsulfanylmethyl)-biphenyl-4-yl]-2-oxo-oxazolidin-5-(S)-ylmethyl)-acetamide</p>
2030	 <p data-bbox="517 1646 1029 1686">N-(3-[2-Fluoro-4'-(thiazol-2-ylsulfanylmethyl)-biphenyl-4-yl]-2-oxo-oxazolidin-5-(S)-ylmethyl)-acetamide</p>
2031	 <p data-bbox="517 1898 1029 1938">N-(3-[2-Fluoro-4'-(4-methyl-thiazol-2-ylsulfanylmethyl)-biphenyl-4-yl]-2-oxo-oxazolidin-5-(S)-ylmethyl)-acetamide</p>

TABLE 2-continued

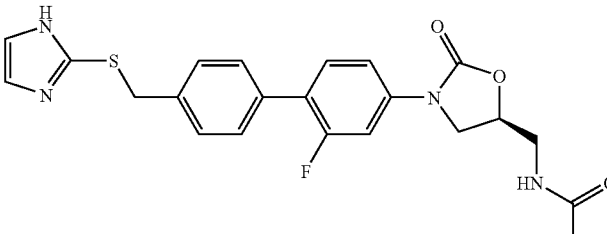
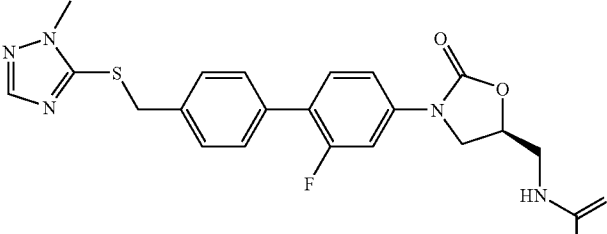
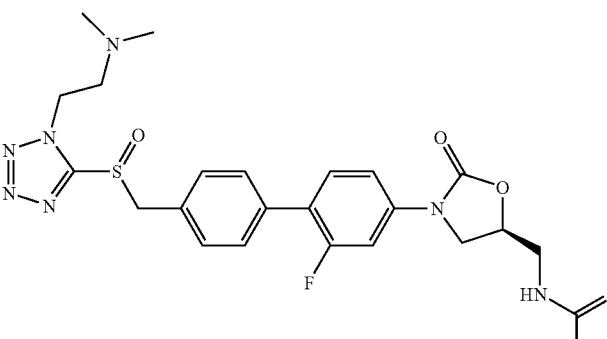
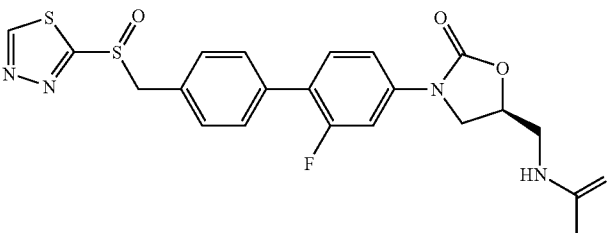
Compound Number	Structure
2032	 <p data-bbox="495 661 1040 714">N-{3-[2-Fluoro-4'-(1H-imidazol-2-ylsulfanylmethyl)-biphenyl-4-yl]-2-oxo-oxazolidin-5-(S)-ylmethyl}-acetamide</p>
2033	 <p data-bbox="495 1050 1040 1102">N-{3-[2-Fluoro-4'-(2-methyl-2H-[1,2,4]triazol-3-ylsulfanylmethyl)-biphenyl-4-yl]-2-oxo-oxazolidin-5-(S)-ylmethyl}-acetamide</p>
2034	 <p data-bbox="495 1533 1040 1585">N-{3-[2-Fluoro-4'-(2-methyl-2H-[1,2,4]triazol-3-ylsulfanylmethyl)-biphenyl-4-yl]-2-oxo-oxazolidin-5-(S)-ylmethyl}-acetamide</p>
2035	 <p data-bbox="495 1900 1040 1953">N-{3-[2-Fluoro-4'-([1,3,4]thiadiazole-2-sulfonylmethyl)-biphenyl-4-yl]-2-oxo-oxazolidin-5-(S)-ylmethyl}-acetamide</p>

TABLE 2-continued

Compound Number	Structure
2036	<p data-bbox="513 663 1030 709">N-{3-[2-Fluoro-4'-(thiazole-2-sulfinylmethyl)-biphenyl-4-yl]-2-oxo-oxazolidin-5-(S)-ylmethyl}-acetamide</p>
2037	<p data-bbox="502 963 1042 1010">N-{3-[2-Fluoro-4'-(4-methyl-thiazole-2-sulfinylmethyl)-biphenyl-4-yl]-2-oxo-oxazolidin-5-(S)-ylmethyl}-acetamide</p>
2038	<p data-bbox="513 1264 1030 1310">N-{3-[2-Fluoro-4'-(1H-imidazole-2-sulfinylmethyl)-biphenyl-4-yl]-2-oxo-oxazolidin-5-(S)-ylmethyl}-acetamide</p>
2039	<p data-bbox="513 1614 1030 1661">N-{3-[2-Fluoro-4'-(2-methyl-2H-[1,2,4]triazole-3-sulfinylmethyl)-biphenyl-4-yl]-2-oxo-oxazolidin-5-(S)-ylmethyl}-acetamide</p>
2040	<p data-bbox="502 1911 1042 1957">N-{3-[3-Fluoro-4-[6-(3H-[1,2,3]triazol-4-ylsulfanylmethyl)-pyridin-3-yl]-phenyl]-2-oxo-oxazolidin-5-(S)-ylmethyl}-acetamide</p>

TABLE 2-continued

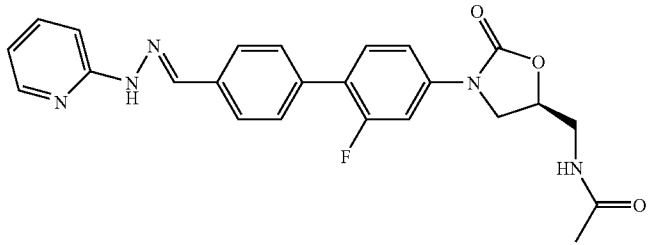
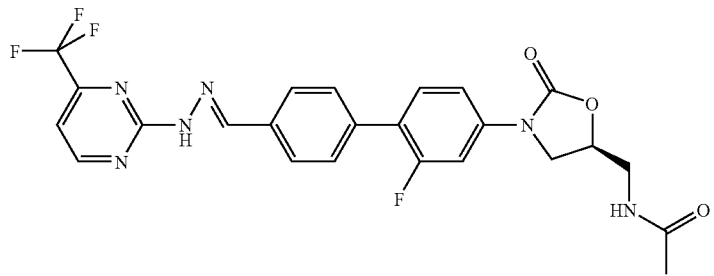
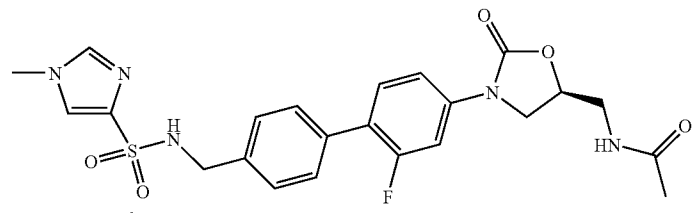
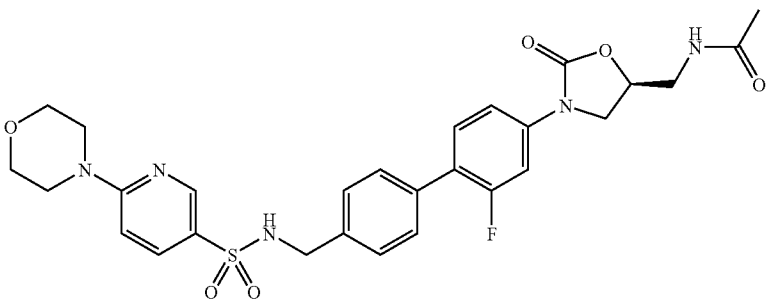
Compound Number	Structure
2041	 <p data-bbox="512 714 1032 766">N-{3-[2-Fluoro-4'-(pyridin-2-yl-hydrazonomethyl)-biphenyl-4-yl]-2-oxo-oxazolidin-5-(S)-ylmethyl}-acetamide</p>
2042	 <p data-bbox="470 1123 1073 1176">N-(3-{2-Fluoro-4'-[(4-trifluoromethyl-pyrimidin-2-yl)-hydrozonomethyl]-biphenyl-4-yl}-2-oxo-oxazolidin-5-(S)-ylmethyl)-acetamide</p>
2043	 <p data-bbox="503 1470 1040 1512">N-(3-{2-Fluoro-4'-[(1-methyl-1H-imidazole-4-sulfonylamino)-methyl]-biphenyl-4-yl}-2-oxo-oxazolidin-5-(S)-ylmethyl)-acetamide</p>
2044	 <p data-bbox="512 1900 1040 1942">N-(3-{2-Fluoro-4'-[(6-morpholin-4-yl-pyridine-3-sulfonylamino)-methyl]-biphenyl-4-yl}-2-oxo-oxazolidin-5-(S)-ylmethyl)-acetamide</p>

TABLE 2-continued

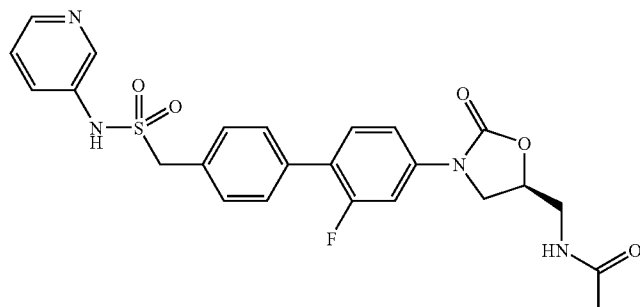
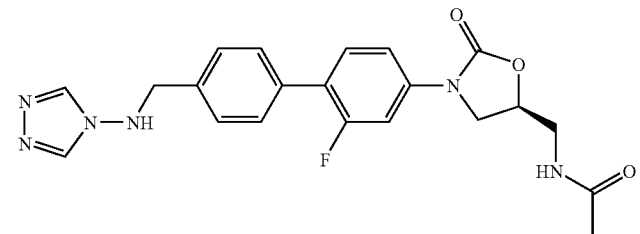
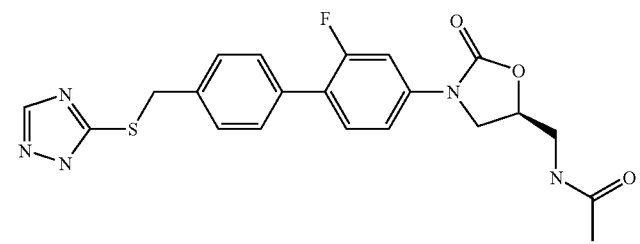
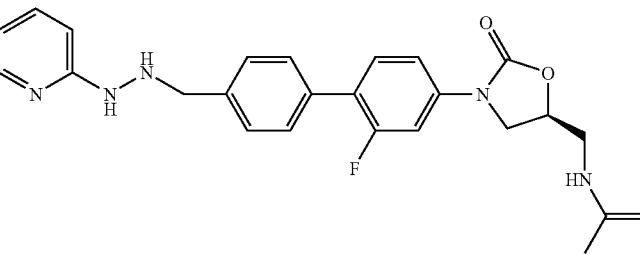
Compound Number	Structure
2045	 <p data-bbox="495 745 1049 808">N-{3-[2-Fluoro-4'-(pyridin-3-ylsulfamoylmethyl)-biphenyl-4-yl]-2-oxo-oxazolidin-5-(S)-ylmethyl}-acetamide</p>
2046	 <p data-bbox="495 1123 1049 1186">N-{3-[2-Fluoro-4'-([1,2,4]triazol-4-ylaminomethyl)-biphenyl-4-yl]-2-oxo-oxazolidin-5-(S)-ylmethyl}-acetamide</p>
2047	 <p data-bbox="495 1501 1049 1554">N-{3-[2-Fluoro-4'-(2H-[1,2,4]triazol-3-ylsulfanylmethyl)-biphenyl-4-yl]-2-oxo-oxazolidin-5-(S)-ylmethyl}-acetamide</p>
2048	 <p data-bbox="495 1890 1049 1940">N-{3-[2-Fluoro-4'-(N'-pyridin-2-ylhydrazinomethyl)-biphenyl-4-yl]-2-oxo-oxazolidin-5-(S)-ylmethyl}-acetamide</p>

TABLE 2-continued

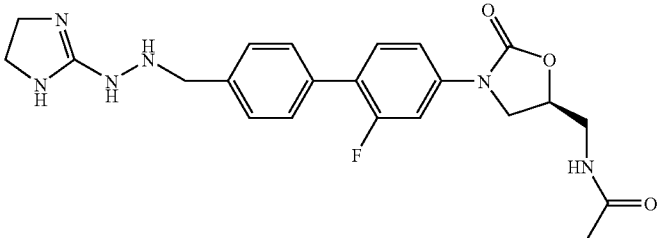
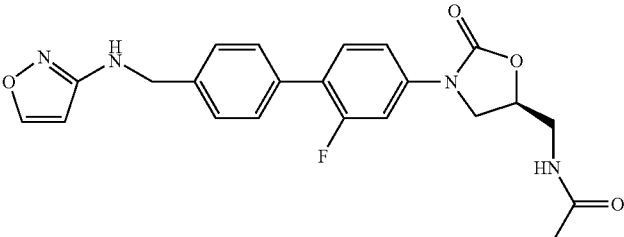
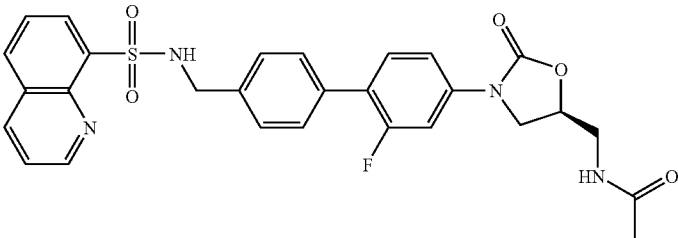
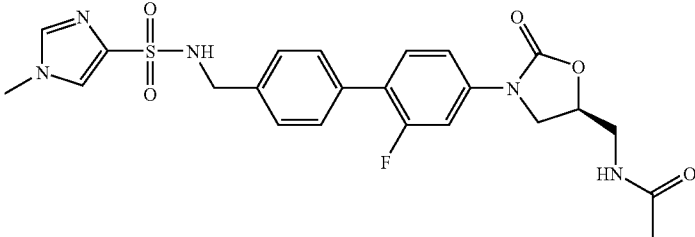
Compound Number	Structure
2049	 <p data-bbox="518 720 1027 762">N-(3-{4'-[N'-(4,5-Dihydro-1H-imidazol-2-yl)-hydrazinomethyl]-2-fluoro-biphenyl-4-yl}-2-oxo-oxazolidin-5-(S)-ylmethyl)-acetamide</p>
2050	 <p data-bbox="512 1113 1034 1155">N-{3-[2-Fluoro-4'-(isoxazol-3-ylaminomethyl)-biphenyl-4-yl]-2-oxo-oxazolidin-5-(S)-ylmethyl}-acetamide</p>
2051	 <p data-bbox="513 1505 1034 1547">N-(3-{2-Fluoro-4'-[(quinoline-8-sulfonylamino)-methyl]-biphenyl-4-yl}-2-oxo-oxazolidin-5-(S)-ylmethyl)-acetamide</p>
2052	 <p data-bbox="505 1898 1039 1936">N-(3-{2-Fluoro-4'-[(1-methyl-1H-imidazole-4-sulfonylamino)-methyl]-biphenyl-4-yl}-2-oxo-oxazolidin-5-(S)-ylmethyl)-acetamide</p>

TABLE 2-continued

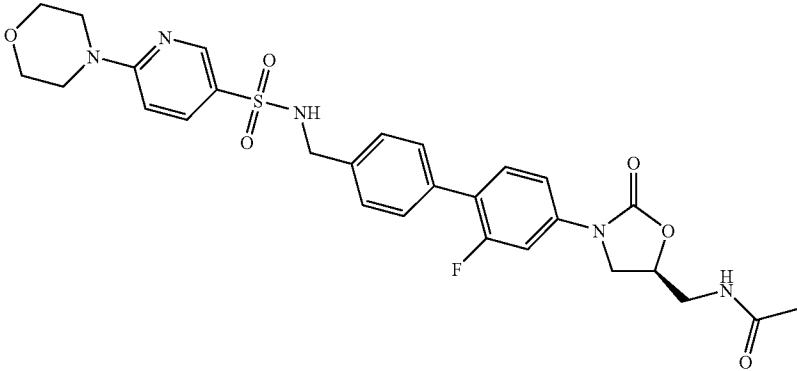
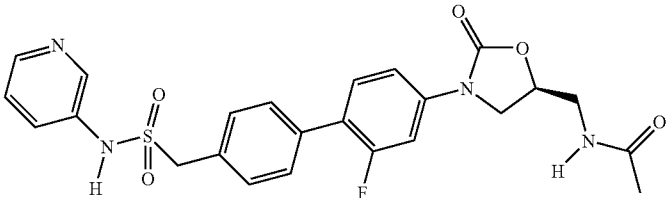
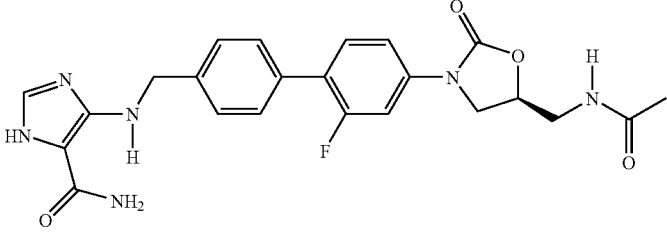
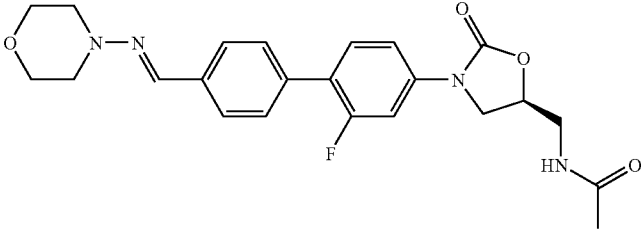
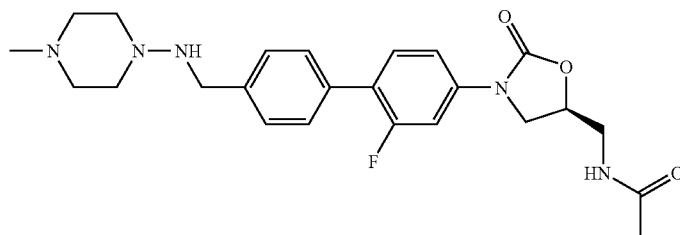
Compound Number	Structure
2053	 <p data-bbox="513 821 1032 863">N-(3-[2-Fluoro-4'-[(6-morpholin-4-yl-pyridine-3-sulfonylamino)-methyl]-biphenyl-4-yl]-2-oxo-oxazolidin-5-(S)-ylmethyl)-acetamide</p>
2054	 <p data-bbox="508 1157 1037 1199">N-[3-[2-Fluoro-4'-pyridin-3-ylsulfamoylmethyl]-biphenyl-4-yl]2-oxo-oxazolidin-5-(S)-ylmethyl}acetamide</p>
2055	 <p data-bbox="513 1528 1037 1570">5-({4'-[5-(S)-(Acetylamino-methyl)-2-oxo-oxazolidin-3-yl]-2'-fluoro-biphenyl-4-ylmethyl}-amino)-3H-imidazole-4-carboxylic acid amide</p>
2056	 <p data-bbox="508 1896 1042 1940">N-[3-[2-Fluoro-4'-(morpholin-4-yliminomethyl)-biphenyl-4-yl]-2-oxo-oxazolidin-5-(S)-ylmethyl]-acetamide</p>

TABLE 2-continued

Compound
Number

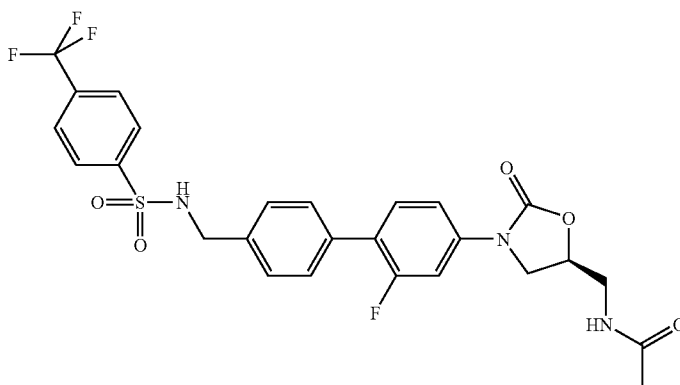
Structure

2057



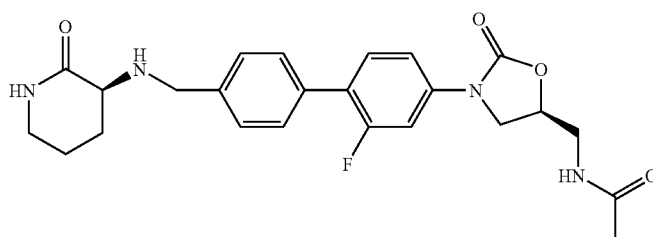
N-(3-{2-Fluoro-4'-[(4-methyl-piperazin-1-ylamino)-methyl]-biphenyl-4-yl}-2-oxo-oxazolidin-5-(S)-ylmethyl)-acetamide

2058



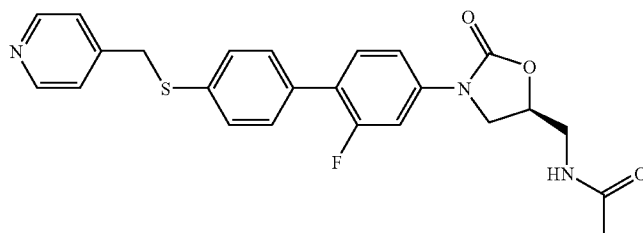
N-(3-{2-Fluoro-4'-[(4-trifluoromethyl-benzenesulfonylamino)-methyl]-biphenyl-4-yl}-2-oxo-oxazolidin-5-(S)-ylmethyl)-acetamide

2059



N-(3-{2-Fluoro-4'-[(2-oxo-piperidin-3-(S)-ylamino)-methyl]-biphenyl-4-yl}-2-oxo-oxazolidin-5-(S)-ylmethyl)-acetamide

3001



N-(3-{3-[2-Fluoro-4'-[(pyridin-4-ylmethylsulfanyl)-biphenyl-4-yl]-2-oxo-oxazolidin-5-(S)-ylmethyl]-acetamide

TABLE 2-continued

Compound Number	Structure
3002	<p data-bbox="505 667 1042 709">N-{3-[2-Fluoro-4'-(pyridin-4-ylmethanesulfonyl)-biphenyl-4-yl]-2-oxo-oxazolidin-5-(S)-ylmethyl}-acetamide</p>
3003	<p data-bbox="505 972 1042 1014">N-{3-[2-Fluoro-4'-(pyridin-4-ylmethanesulfonyl)-biphenyl-4-yl]-2-oxo-oxazolidin-5-(S)-ylmethyl}-acetamide</p>
3004	<p data-bbox="505 1276 1042 1318">N-{3-[2-Fluoro-4'-(1-oxy-pyridin-4-ylmethanesulfonyl)-biphenyl-4-yl]-2-oxo-oxazolidin-5-(S)-ylmethyl}-acetamide</p>
3005	<p data-bbox="505 1581 1042 1623">N-(3-[2-Fluoro-4'-(pyridin-4-ylmethyl-sulfamoyl)-biphenyl-4-yl]-2-oxo-oxazolidin-5-(S)-ylmethyl)-acetamide</p>
3006	<p data-bbox="505 1896 1042 1938">N-(3-[2-Fluoro-4'-(pyridin-2-ylmethyl-sulfamoyl)-biphenyl-4-yl]-2-oxo-oxazolidin-5-(S)-ylmethyl)-acetamide</p>

TABLE 2-continued

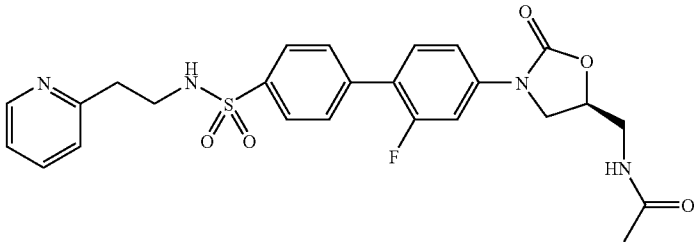
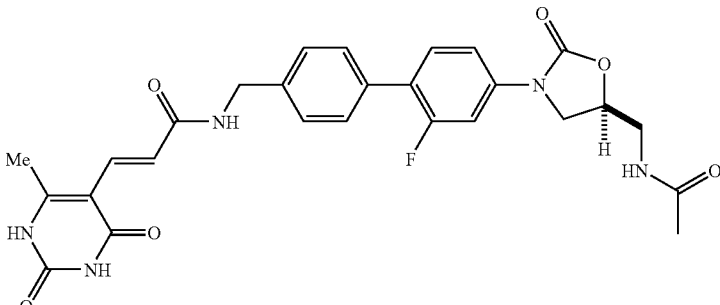
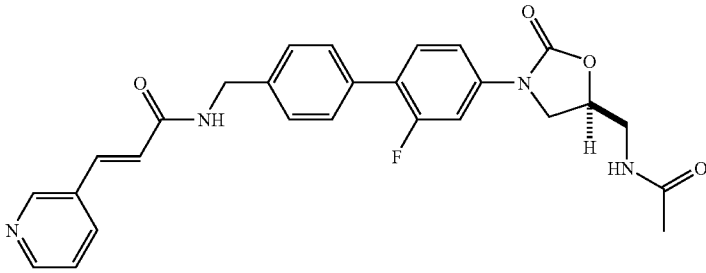
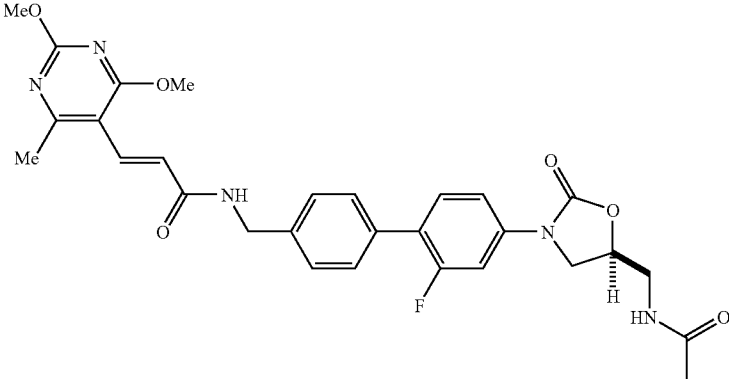
Compound Number	Structure
3007	 <p data-bbox="513 688 1032 730">N-{3-[2-Fluoro-4'-(2-pyridin-2-yl-ethylsulfamoyl)-biphenyl-4-yl]-2-oxo-oxazolidin-5-(S)-ylmethyl}-acetamide</p>
4001	 <p data-bbox="513 1073 1032 1140">N-{4'-[5-(S)-(Acetylamino-methyl)-2-oxo-oxazolidin-3-yl]-2'-fluoro-biphenyl-4-ylmethyl}-3-(6-methyl-2,4-dioxo-1,2,3,4-tetrahydropyrimidin-5-yl)-acrylamide</p>
4002	 <p data-bbox="513 1444 1032 1486">N-{4'-[5-(S)-(Acetylamino-methyl)-2-oxo-oxazolidin-3-yl]-2'-fluoro-biphenyl-4-ylmethyl}-3-pyridin-3-yl-acrylamide</p>
4003	 <p data-bbox="480 1896 1065 1940">N-{4'-[5-(S)-(Acetylamino-methyl)-2-oxo-oxazolidin-3-yl]-2'-fluoro-biphenyl-4-ylmethyl}-3-(2,4-dimethoxy-6-methyl-pyrimidin-5-yl)-acrylamide</p>

TABLE 2-continued

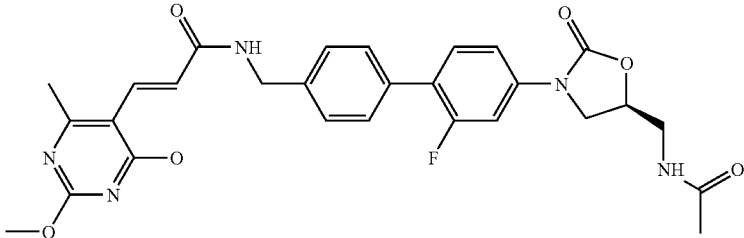
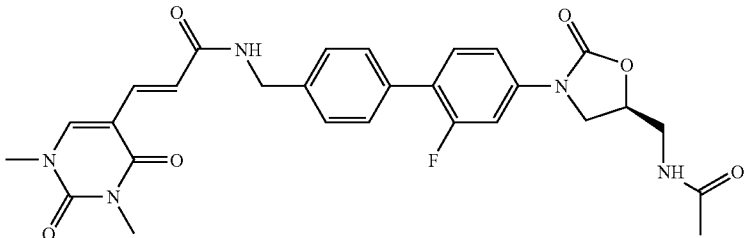
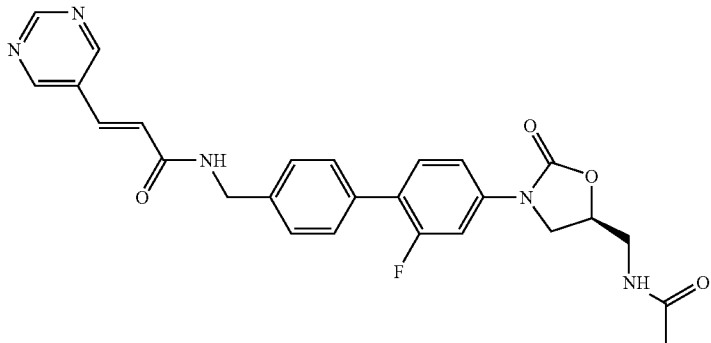
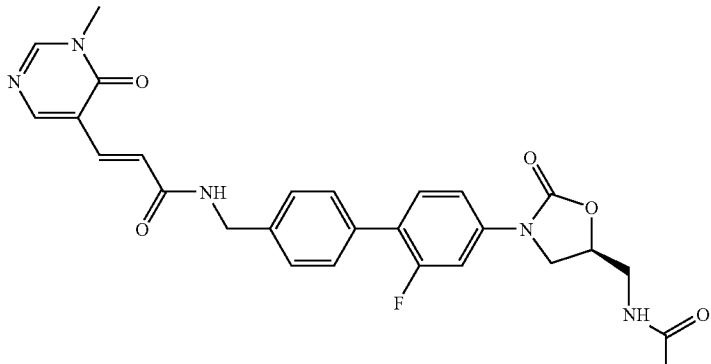
Compound Number	Structure
4004	 <p data-bbox="450 688 1096 730">N-{4'-[5-(S)-(Acetylamino-methyl)-2-oxo-oxazolidin-3-yl]-2'-fluoro-biphenyl-4-ylmethyl}-3-(4-hydroxy-2-methoxy-6-methyl-pyrimidin-5-yl)-acrylamide</p>
4005	 <p data-bbox="513 1010 1034 1066">N-{4'-[5-(S)-(Acetylamino-methyl)-2-oxo-oxazolidin-3-yl]-2'-fluoro-biphenyl-4-ylmethyl}-3-(1,3-dimethyl-2,4-dioxo-1,2,3,4-tetrahydro-pyrimidin-5-yl)-acrylamide</p>
4006	 <p data-bbox="513 1451 1034 1486">N-{4'-[5-(S)-(Acetylamino-methyl)-2-oxo-oxazolidin-3-yl]-2'-fluoro-biphenyl-4-ylmethyl}-3-pyrimidin-5-yl-acrylamide</p>
4007	 <p data-bbox="464 1900 1083 1940">N-{4'-[5-(S)-(Acetylamino-methyl)-2-oxo-oxazolidin-3-yl]-2'-fluoro-biphenyl-4-ylmethyl}-3-(1-methyl-6-oxo-1,6-dihydro-pyrimidin-5-yl)-acrylamide</p>

TABLE 2-continued

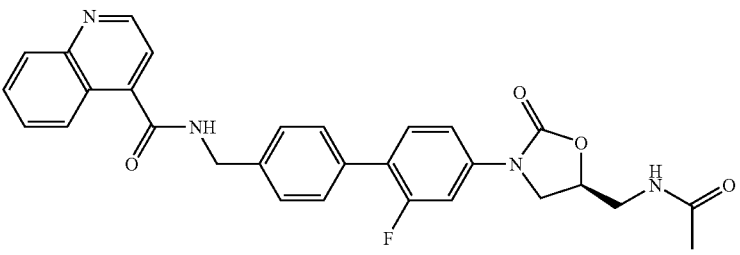
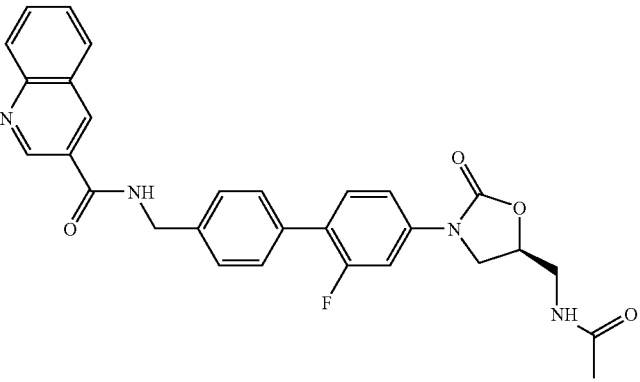
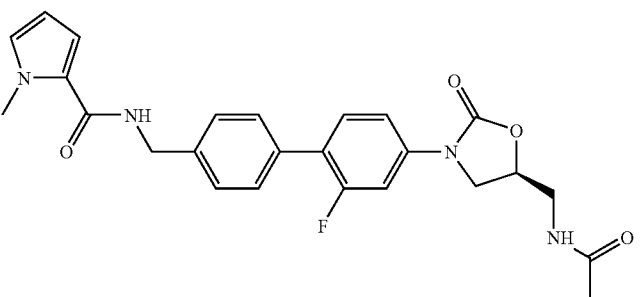
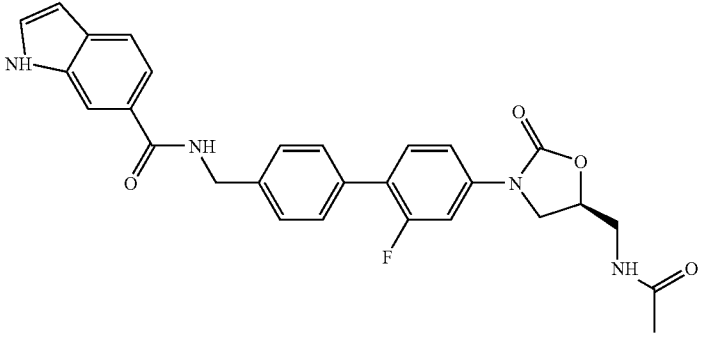
Compound Number	Structure
4008	 <p>Quinoline-4-carboxylic acid {4'-[5-(S)-(acetylamino-methyl)-2-oxo-oxazolidin-3-yl]-2'-fluoro-biphenyl-4-ylmethyl}-amide</p>
4009	 <p>Quinoline-3-carboxylic acid {4'-[5-(S)-(acetylamino-methyl)-2-oxo-oxazolidin-3-yl]-2'-fluoro-biphenyl-4-ylmethyl}-amide</p>
4010	 <p>1-Methyl-1H-pyrrole-2-carboxylic acid {4'-[5-(S)-(acetylamino-methyl)-2-oxo-oxazolidin-3-yl]-2'-fluoro-biphenyl-4-ylmethyl}-amide</p>
4011	 <p>1H-Indole-6-carboxylic acid {4'-[5-(S)-(acetylamino-methyl)-2-oxo-oxazolidin-3-yl]-2'-fluoro-biphenyl-4-ylmethyl}-amide</p>

TABLE 2-continued

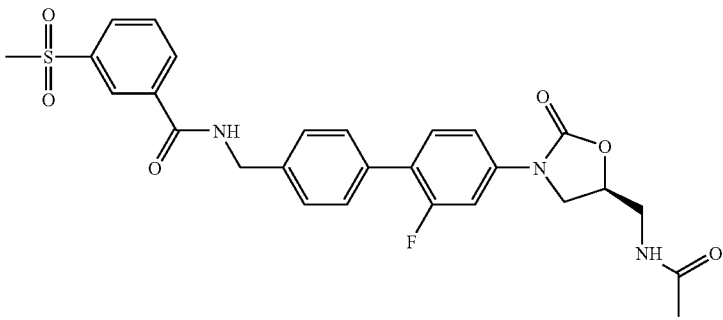
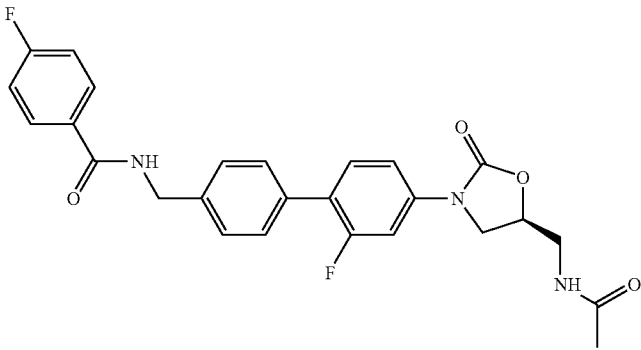
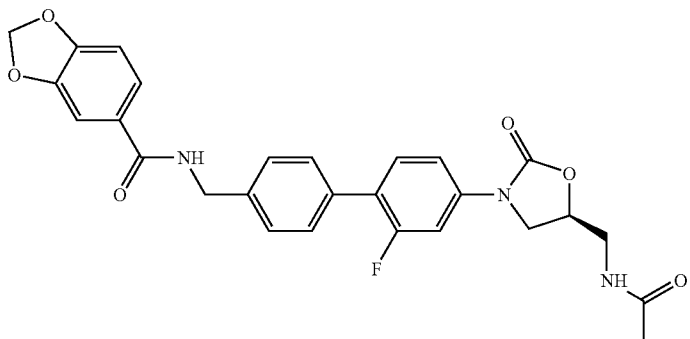
Compound Number	Structure
4012	 <p data-bbox="508 789 1037 835">N-{4'-[5-(S)-(Acetylamino-methyl)-2-oxo-oxazolidin-3-yl]-2'-fluoro-biphenyl-4-ylmethyl}-3-methanesulfonyl-benzamide</p>
4013	 <p data-bbox="508 1314 1037 1360">N-{4'-[5-(S)-(Acetylamino-methyl)-2-oxo-oxazolidin-3-yl]-2'-fluoro-biphenyl-4-ylmethyl}-4-fluoro-benzamide</p>
4014	 <p data-bbox="500 1835 1045 1879">Benzo[1,3]dioxole-5-carboxylic acid {4'-[5-(S)-(acetylamino-methyl)-2-oxo-oxazolidin-3-yl]-2'-fluoro-biphenyl-4-ylmethyl}-amide</p>

TABLE 2-continued

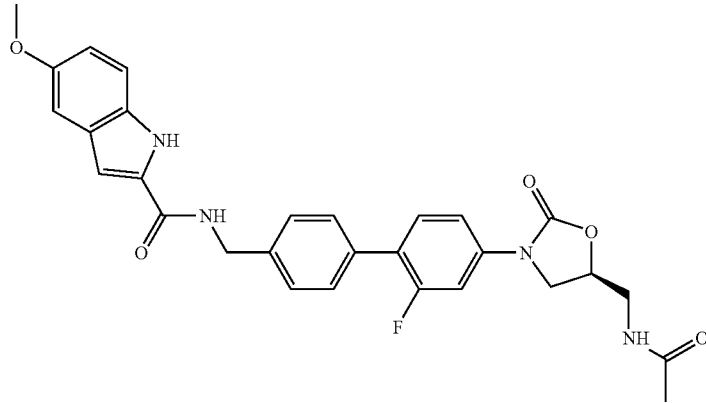
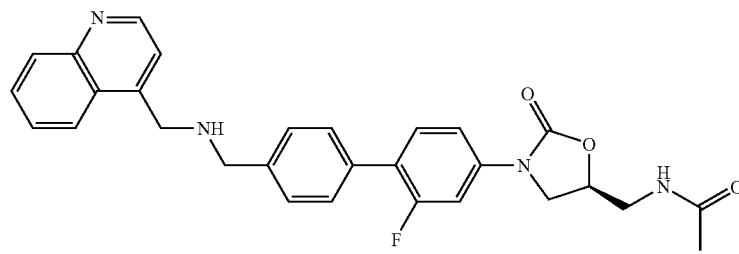
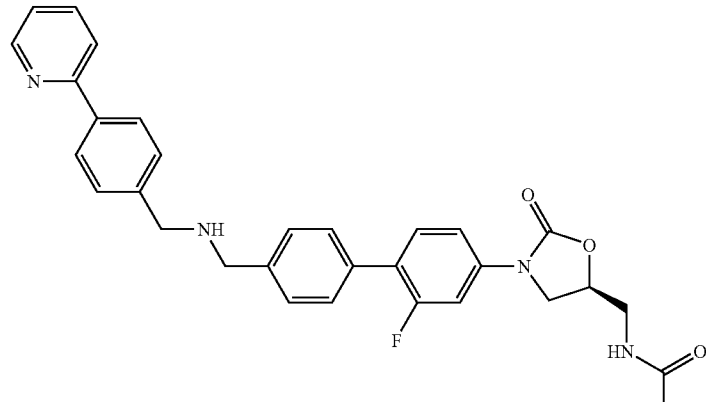
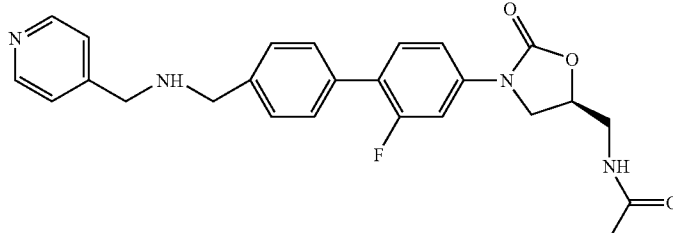
Compound Number	Structure
4015	 <p data-bbox="495 829 1040 871">5-Methoxy-1H-indole-2-carboxylic acid {4'-[5-(S)-(acetylamino-methyl)-2-oxo-oxazolidin-3-yl]-2'-fluoro-biphenyl-4-ylmethyl}-amide</p>
4016	 <p data-bbox="495 1144 1040 1186">N-[3-(2-Fluoro-4'-[[quinolin-4-ylmethyl]-amino]-methyl)-biphenyl-4-yl)-2-oxo-oxazolidin-5-(S)-ylmethyl]-acetamide</p>
4017	 <p data-bbox="495 1617 1040 1659">N-[3-(2-Fluoro-4'-[[4-pyridin-2-yl-benzylamino]-methyl]-biphenyl-4-yl)-2-oxo-oxazolidin-5-(S)-ylmethyl]-acetamide</p>
4018	 <p data-bbox="495 1921 1040 1963">N-[3-(2-Fluoro-4'-[[pyridin-4-ylmethyl]-amino]-methyl)-biphenyl-4-yl)-2-oxo-oxazolidin-5-(S)-ylmethyl]-acetamide</p>

TABLE 2-continued

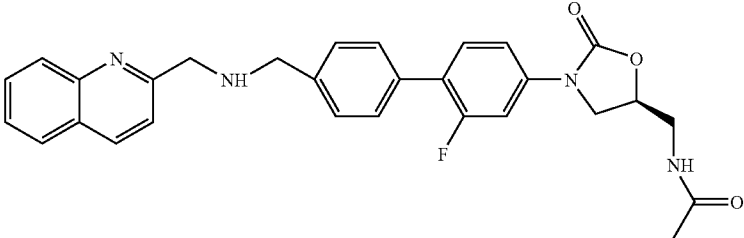
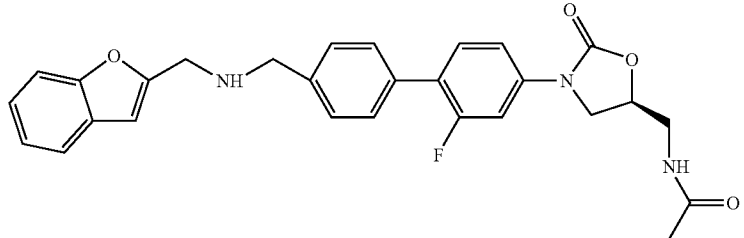
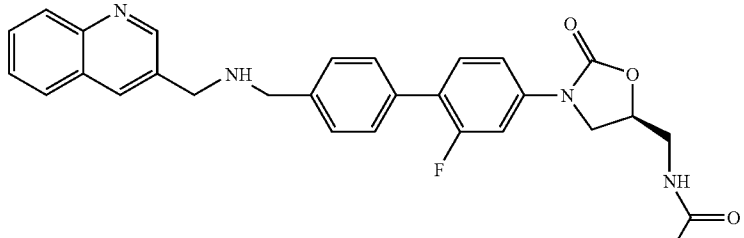
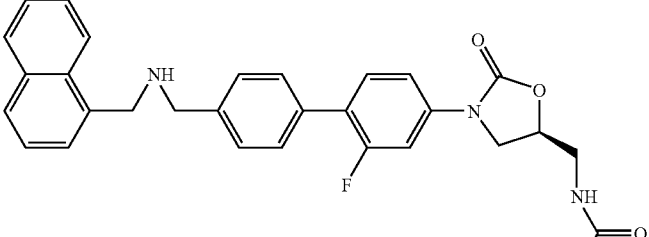
Compound Number	Structure
4019	 <p data-bbox="502 743 1042 785">N-[3-(2-Fluoro-4'-{[(quinolin-2-ylmethyl)-amino]-methyl]-biphenyl-4-yl)-2-oxo-oxazolidin-5-(S)-ylmethyl]-acetamide</p>
4020	 <p data-bbox="502 1131 1042 1173">N-[3-(4'-{[(Benzofuran-2-ylmethyl)-amino]-methyl]-2-fluoro-biphenyl-4-yl)-2-oxo-oxazolidin-5-(S)-ylmethyl]-acetamide</p>
4021	 <p data-bbox="502 1520 1042 1562">N-[3-(2-Fluoro-4'-{[(quinolin-3-ylmethyl)-amino]-methyl]-biphenyl-4-yl)-2-oxo-oxazolidin-5-(S)-ylmethyl]-acetamide</p>
4022	 <p data-bbox="502 1862 1042 1936">N-[3-(2-Fluoro-4'-{[(naphthalen-1-ylmethyl)-amino]-methyl]-biphenyl-4-yl)-2-oxo-oxazolidin-5-(S)-ylmethyl]-acetamide</p>

TABLE 2-continued

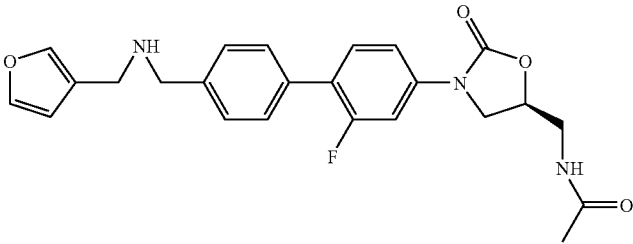
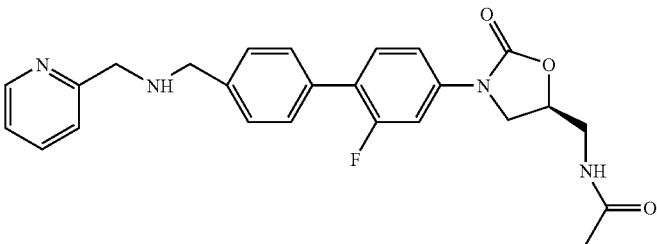
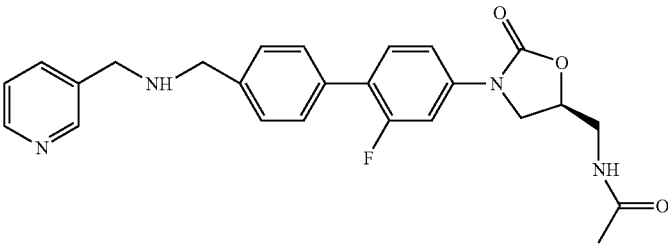
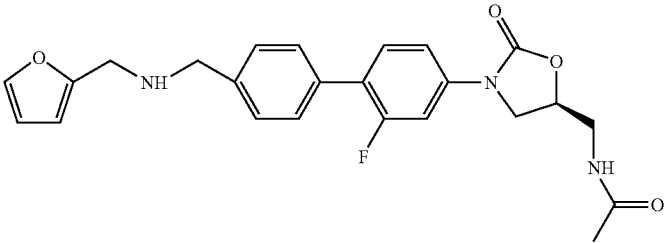
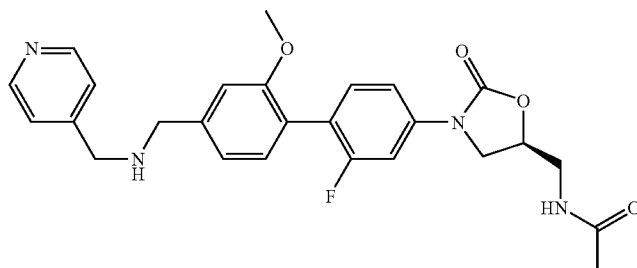
Compound Number	Structure
4023	 <p data-bbox="502 711 1044 758">N-[3-(2-Fluoro-4'-{[(furan-3-ylmethyl)-amino]-methyl]-biphenyl-4-yl)-2-oxo-oxazolidin-5-(S)-ylmethyl]-acetamide</p>
4024	 <p data-bbox="508 1100 1037 1146">N-[3-(2-Fluoro-4'-{[(pyridin-2-ylmethyl)-amino]-methyl]-biphenyl-4-yl)-2-oxo-oxazolidin-5-(S)-ylmethyl]-acetamide</p>
4025	 <p data-bbox="508 1495 1037 1541">N-[3-(2-Fluoro-4'-{[(pyridin-3-ylmethyl)-amino]-methyl]-biphenyl-4-yl)-2-oxo-oxazolidin-5-(S)-ylmethyl]-acetamide</p>
4026	 <p data-bbox="502 1890 1044 1936">N-[3-(2-Fluoro-4'-{[(furan-2-ylmethyl)-amino]-methyl]-biphenyl-4-yl)-2-oxo-oxazolidin-5-(S)-ylmethyl]-acetamide</p>

TABLE 2-continued

Compound
Number

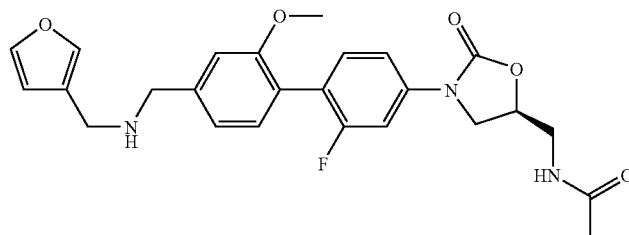
Structure

4027



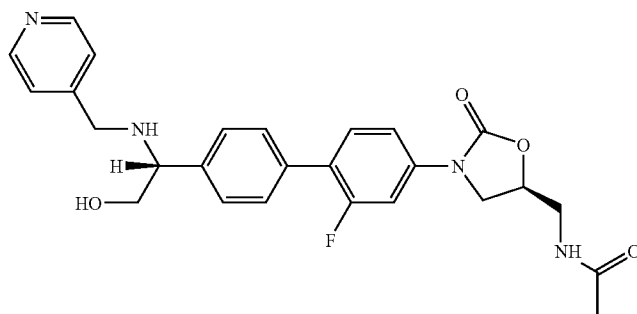
N-[3-(2-Fluoro-2'-methoxy-4'-{[(pyridin-4-ylmethyl)-amino]-methyl]-biphenyl-4-yl)-2-oxo-oxazolidin-5-(S)-ylmethyl]-acetamide

4028



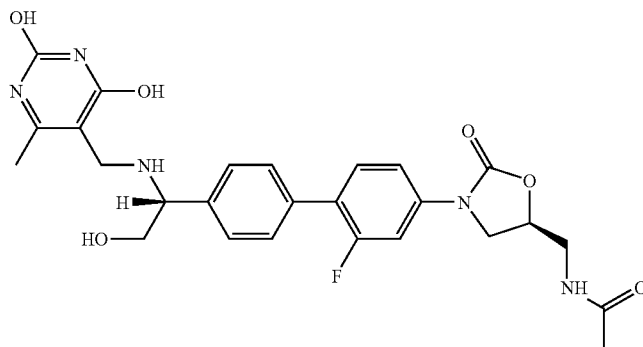
N-[3-(2-Fluoro-4'-{[(furan-3-ylmethyl)-amino]-methyl]-2'-methoxy-biphenyl-4-yl)-2-oxo-oxazolidin-5-(S)-ylmethyl]-acetamide

4029



N-[3-(2-Fluoro-4'-{2-hydroxy-1-(R)-[(pyridin-4-ylmethyl)-amino]-ethyl}-biphenyl-4-yl)-2-oxo-oxazolidin-5-(S)-ylmethyl]-acetamide

4030



N-[3-(4'-{1-(R)-[(2,4-Dihydroxy-6-methyl-pyrimidin-5-ylmethyl)-amino]-2-hydroxy-ethyl}-2-fluoro-biphenyl-4-yl)-2-oxo-oxazolidin-5-(S)-ylmethyl]-acetamide

TABLE 2-continued

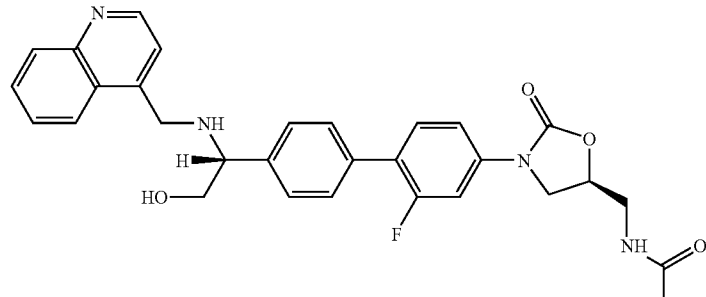
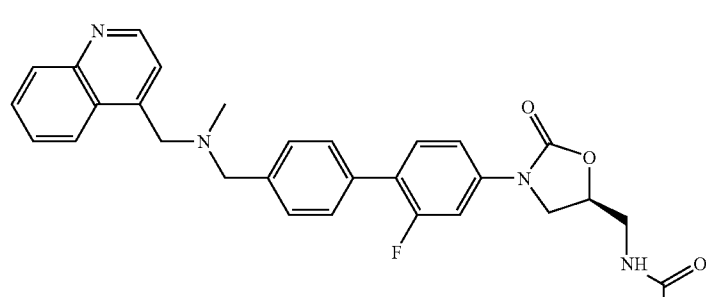
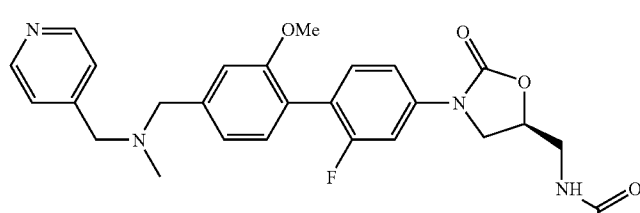
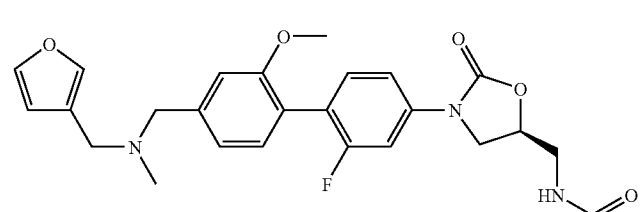
Compound Number	Structure
4031	 <p data-bbox="512 724 1024 777">N-[3-(2-Fluoro-4'-{2-hydroxy-1-(R)-[(quinolin-4-ylmethyl)-amino]-ethyl)-biphenyl-4-yl)-2-oxo-oxazolidin-5-(S)-ylmethyl]-acetamide</p>
4032	 <p data-bbox="512 1165 1024 1218">N-(3-{2-Fluoro-4'-[(methyl-quinolin-4-ylmethyl)-amino]-methyl]-biphenyl-4-yl)-2-oxo-oxazolidin-5-(S)-ylmethyl)-acetamide</p>
4033	 <p data-bbox="512 1522 1024 1575">N-(3-{2-Fluoro-2'-methoxy-4'-[(methyl-pyridin-4-ylmethyl)-amino]-methyl]-biphenyl-4-yl)-2-oxo-oxazolidin-5-(S)-ylmethyl)-acetamide</p>
4034	 <p data-bbox="512 1890 1024 1944">N-(3-{2-Fluoro-4'-[(furan-3-ylmethyl)-methyl-amino]-methyl]-2'-methoxy-biphenyl-4-yl)-2-oxo-oxazolidin-5-(S)-ylmethyl)-acetamide</p>

TABLE 2-continued

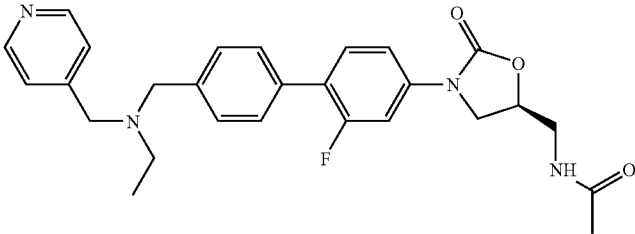
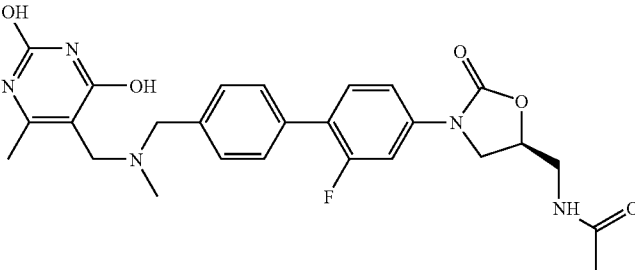
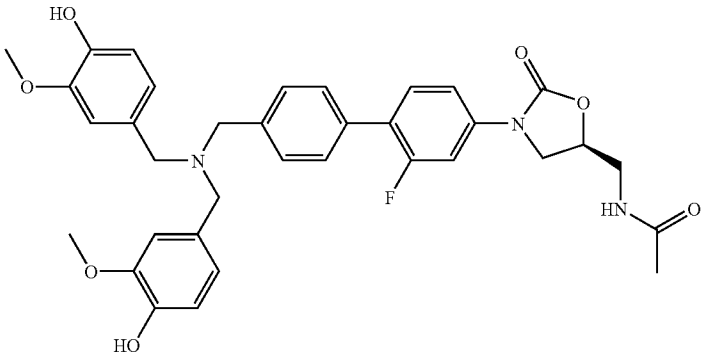
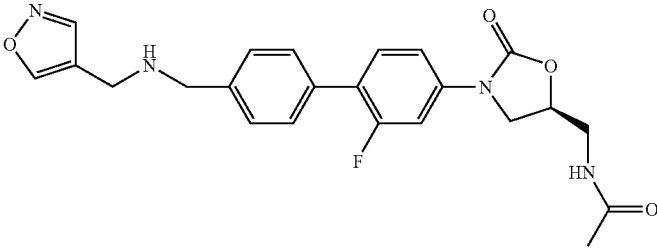
Compound Number	Structure
4035	 <p data-bbox="502 709 1042 751">N-(3-{4'-[(Ethyl-pyridin-4-ylmethyl-amino)-methyl]-2-fluoro-biphenyl-4-yl}-2-oxo-oxazolidin-5-(S)-ylmethyl)-acetamide</p>
4036	 <p data-bbox="513 1066 1030 1136">N-[3-(4'-{[(2,4-Dihydroxy-6-methyl-pyrimidin-5-ylmethyl)-methyl-amino]-methyl}-2-fluoro-biphenyl-4-yl)-2-oxo-oxazolidin-5-(S)-ylmethyl]-acetamide</p>
4037	 <p data-bbox="522 1528 1025 1570">N-[3-(4'-{[Bis-(4-hydroxy-3-methoxy-benzyl)-amino]-methyl}-2-fluoro-biphenyl-4-yl)-2-oxo-oxazolidin-5-(S)-ylmethyl]-acetamide</p>
4038	 <p data-bbox="502 1864 1042 1906">N-[3-(2-Fluoro-4'-{[(isoxazol-4-ylmethyl)-amino]-methyl}-biphenyl-4-yl)-2-oxo-oxazolidin-5-(S)-ylmethyl]-acetamide</p>

TABLE 2-continued

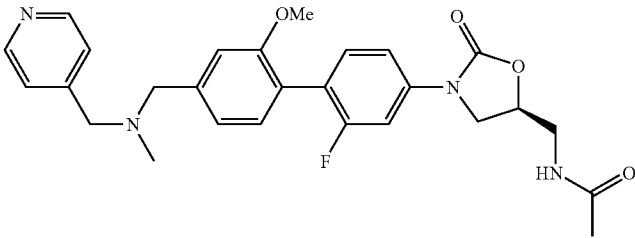
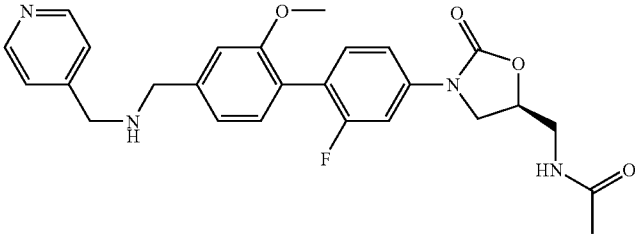
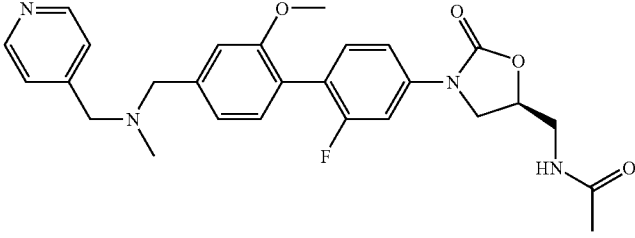
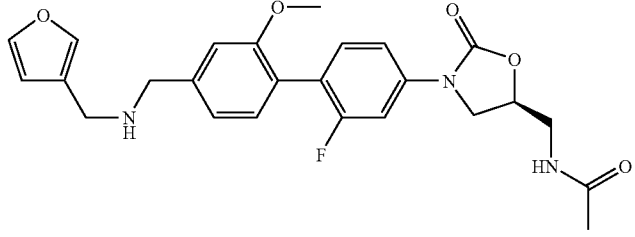
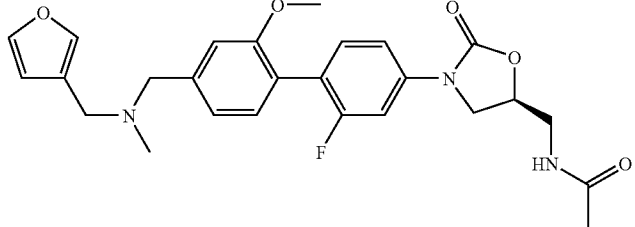
Compound Number	Structure
4039	 <p data-bbox="513 674 1030 716">N-(3-(2-Fluoro-2'-methoxy-4'-[(methyl-pyridin-4-ylmethyl-amino)-methyl]-biphenyl-4-yl)-2-oxo-oxazolidin-5-(S)-ylmethyl)-acetamide</p>
4040	 <p data-bbox="505 982 1040 1024">N-[3-(2-Fluoro-2'-methoxy-4'-[(pyridin-4-ylmethyl)-amino]-methyl]-biphenyl-4-yl)-2-oxo-oxazolidin-5-(S)-ylmethyl]-acetamide</p>
4041	 <p data-bbox="513 1291 1030 1333">N-(3-(2-Fluoro-2'-methoxy-4'-[(methyl-pyridin-4-ylmethyl-amino)-methyl]-biphenyl-4-yl)-2-oxo-oxazolidin-5-(S)-ylmethyl)-acetamide</p>
4042	 <p data-bbox="513 1600 1030 1642">N-[3-(2-Fluoro-4'-[(furan-3-ylmethyl)-amino]-methyl]-2'-methoxy-biphenyl-4-yl)-2-oxo-oxazolidin-5-(S)-ylmethyl]-acetamide</p>
4043	 <p data-bbox="513 1898 1030 1940">N-(3-(2-Fluoro-4'-[(furan-3-ylmethyl)-methyl-amino]-methyl]-2'-methoxy-biphenyl-4-yl)-2-oxo-oxazolidin-5-(S)-ylmethyl)-acetamide</p>

TABLE 2-continued

Compound Number	Structure
4044	<p data-bbox="530 737 1014 783">N-(3-{2-Fluoro-4'-[(methyl-pyridin-4-ylmethyl-amino)-methyl]-biphenyl-4-yl}-2-oxo-oxazolidin-5-(S)-ylmethyl)-acetamide</p>
4045	<p data-bbox="530 1115 1014 1161">N-(3-{2-Fluoro-4'-[(methyl-pyridin-2-ylmethyl-amino)-methyl]-biphenyl-4-yl}-2-oxo-oxazolidin-5-(S)-ylmethyl)-acetamide</p>
4046	<p data-bbox="518 1526 1025 1572">N-[3-(4'-{[(3,5-Dichloro-benzyl)-methyl-amino]-methyl}-2-fluoro-biphenyl-4-yl)-2-oxo-oxazolidin-5-(S)-ylmethyl]-acetamide</p>
4047	<p data-bbox="530 1902 1014 1948">N-(3-{2-Fluoro-4'-[(methyl-pyridin-3-ylmethyl-amino)-methyl]-biphenyl-4-yl}-2-oxo-oxazolidin-5-(S)-ylmethyl)-acetamide</p>

TABLE 2-continued

Compound Number	Structure
4048	<p data-bbox="505 684 1037 730">N-[3-(2-Fluoro-4'-[(1H-pyrrol-2-ylmethyl)-amino]-methyl)-biphenyl-4-yl]-2-oxo-oxazolidin-5-(S)-ylmethyl]-acetamide</p>
4049	<p data-bbox="505 1068 1037 1115">N-[3-(2-Fluoro-4'-[(1-methyl-1H-indol-2-ylmethyl)-amino]-methyl)-biphenyl-4-yl]-2-oxo-oxazolidin-5-(S)-ylmethyl]-acetamide</p>
4050	<p data-bbox="513 1535 1037 1581">1H-Indole-6-carboxylic acid {4'-[5-(S)-(acetylamino-methyl)-2-oxo-oxazolidin-3-yl]-2'-fluoro-biphenyl-4-ylmethyl}-methyl-amide</p>
4051	<p data-bbox="480 1902 1070 1948">1-Methyl-1H-pyrrole-2-carboxylic acid {4'-[5-(S)-(acetylamino-methyl)-2-oxo-oxazolidin-3-yl]-2'-fluoro-biphenyl-4-ylmethyl}-methyl-amide</p>

TABLE 2-continued

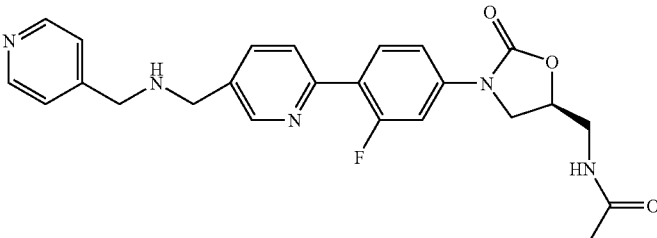
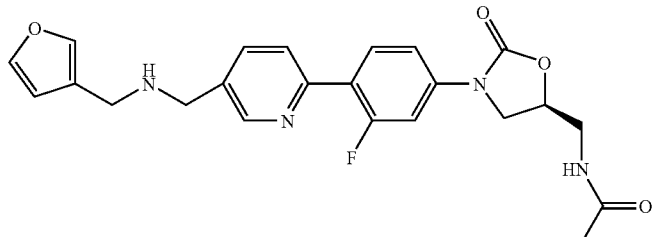
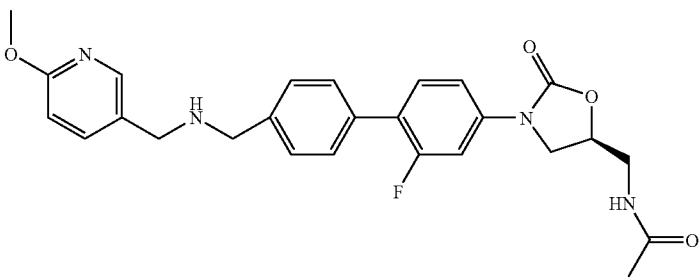
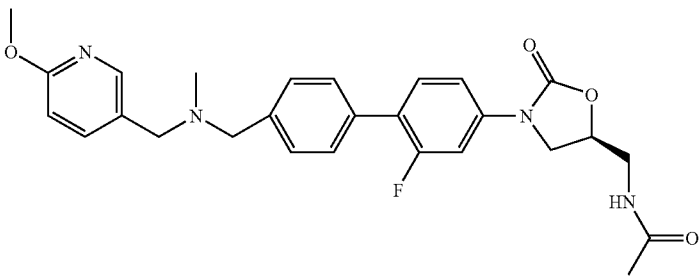
Compound Number	Structure
4052	 <p data-bbox="503 688 1042 737">N-[3-(3-Fluoro-4-(5-((pyridin-4-ylmethyl)-amino)-methyl)-pyridin-2-yl)-phenyl]-2-oxo-oxazolidin-5-(S)-ylmethyl]-acetamide</p>
4053	 <p data-bbox="503 1066 1042 1115">N-[3-(3-Fluoro-4-(5-((furan-3-ylmethyl)-amino)-methyl)-pyridin-2-yl)-phenyl]-2-oxo-oxazolidin-5-(S)-ylmethyl]-acetamide</p>
4054	 <p data-bbox="503 1486 1042 1528">N-[3-(2-Fluoro-4'--((6-methoxy-pyridin-3-ylmethyl)-amino)-methyl)-biphenyl-4-yl]-2-oxo-oxazolidin-5-(S)-ylmethyl]-acetamide</p>
4055	 <p data-bbox="503 1900 1042 1940">N-[3-(2-Fluoro-4'--((6-methoxy-pyridin-3-ylmethyl)-methyl-amino)-methyl)-biphenyl-4-yl]-2-oxo-oxazolidin-5-(S)-ylmethyl]-acetamide</p>

TABLE 2-continued

Compound Number	Structure
4056	<p data-bbox="518 793 1025 835">N-(3-(4'-[(2,5-Bis-trifluoromethyl-benzylamino)-methyl]-2-fluoro-biphenyl-4-yl)-2-oxo-oxazolidin-5-(S)-ylmethyl)-acetamide</p>
4057	<p data-bbox="505 1161 1042 1224">N-[3-(2-Fluoro-4'-[(6-methyl-2,4-dioxo-1,2,3,4-tetrahydro-pyrimidin-5-ylmethyl)-amino]-methyl)-biphenyl-4-yl)-2-oxo-oxazolidin-5-(S)-ylmethyl]-acetamide</p>
4058	<p data-bbox="513 1533 1034 1575">N-[3-(2-Fluoro-4'-[(furan-3-ylmethyl)-amino]-methyl)-2'-methoxy-biphenyl-4-yl)-2-oxo-oxazolidin-5-(S)-ylmethyl]-acetamide</p>
4059	<p data-bbox="505 1894 1042 1936">N-[3-(2-Fluoro-4'-[(1-methyl-1H-pyrrol-2-ylmethyl)-amino]-methyl)-biphenyl-4-yl)-2-oxo-oxazolidin-5-(S)-ylmethyl]-acetamide</p>

TABLE 2-continued

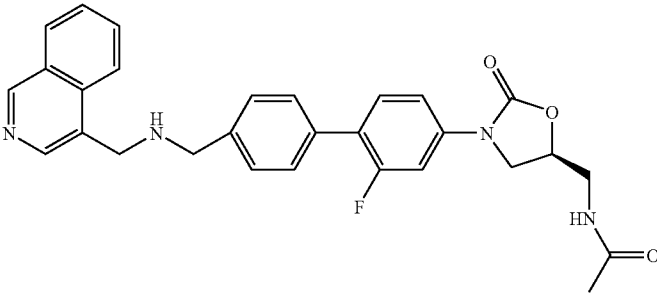
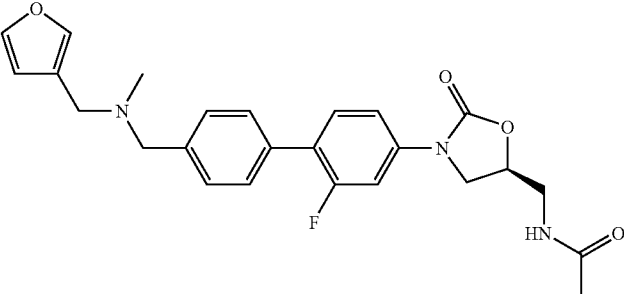
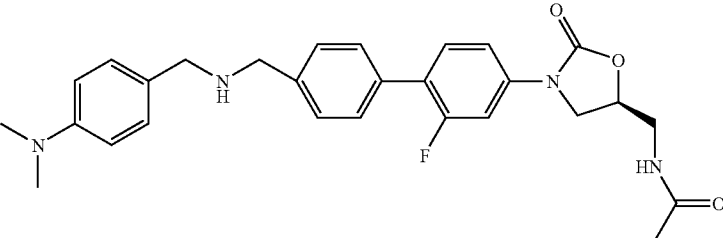
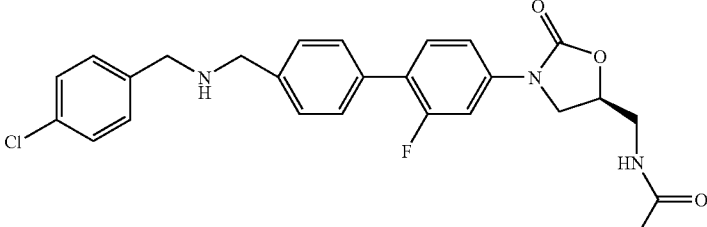
Compound Number	Structure
4060	 <p data-bbox="500 747 1045 793">N-[3-(2-Fluoro-4'-{[(isoquinolin-4-ylmethyl)-amino]-methyl]-biphenyl-4-yl)-2-oxo-oxazolidin-5-(S)-ylmethyl]-acetamide</p>
4061	 <p data-bbox="500 1119 1045 1165">N-(3-{2-Fluoro-4'-[(furan-3-ylmethyl-methyl-amino)-methyl]-biphenyl-4-yl}-2-oxo-oxazolidin-5-(S)-ylmethyl)-acetamide</p>
4062	 <p data-bbox="500 1503 1045 1554">N-(3-{4'-[(4-Dimethylamino-benzylamino)-methyl]-2-fluoro-biphenyl-4-yl}-2-oxo-oxazolidin-5-(S)-ylmethyl)-acetamide</p>
4063	 <p data-bbox="500 1881 1045 1938">N-(3-{4'-[(4-Chloro-benzylamino)-methyl]-2-fluoro-biphenyl-4-yl}-2-oxo-oxazolidin-5-(S)-ylmethyl)-acetamide</p>

TABLE 2-continued

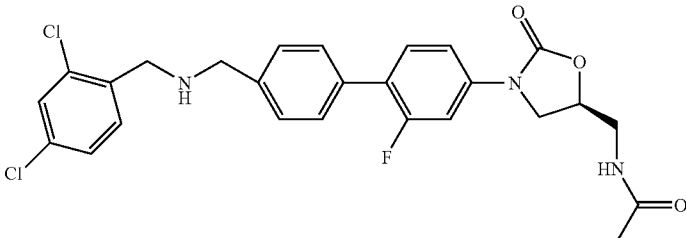
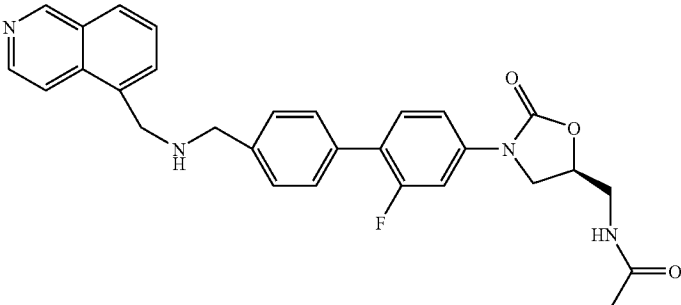
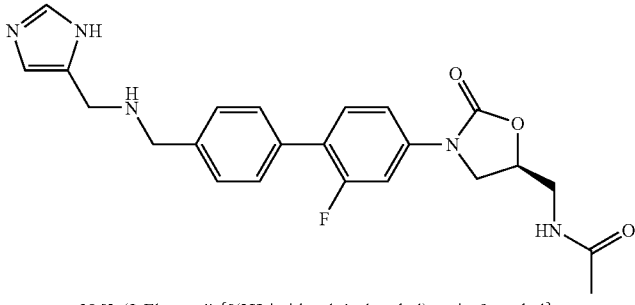
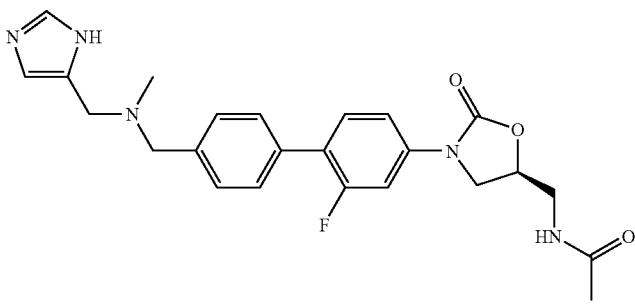
Compound Number	Structure
4064	 <p data-bbox="500 667 1045 716">N-[3-{4'-[(2,4-Dichloro-benzylamino)-methyl]-2-fluoro-biphenyl-4-yl}-2-oxo-oxazolidin-5-(S)-ylmethyl]-acetamide</p>
4065	 <p data-bbox="500 1045 1045 1094">N-[3-(2-Fluoro-4'-{[(isoquinolin-5-ylmethyl)-amino]-methyl]-biphenyl-4-yl)-2-oxo-oxazolidin-5-(S)-ylmethyl]-acetamide</p>
4066	 <p data-bbox="530 1486 1014 1514">N-[3-(2-Fluoro-4'-{[(3H-imidazol-4-ylmethyl)-amino]-methyl]-biphenyl-4-yl)-2-oxo-oxazolidin-5-(S)-ylmethyl]-acetamide</p>
4067	 <p data-bbox="500 1906 1045 1944">N-[3-(2-Fluoro-4'-{[(3H-imidazol-4-ylmethyl)-methyl-amino]-methyl]-biphenyl-4-yl)-2-oxo-oxazolidin-5-(S)-ylmethyl]-acetamide</p>

TABLE 2-continued

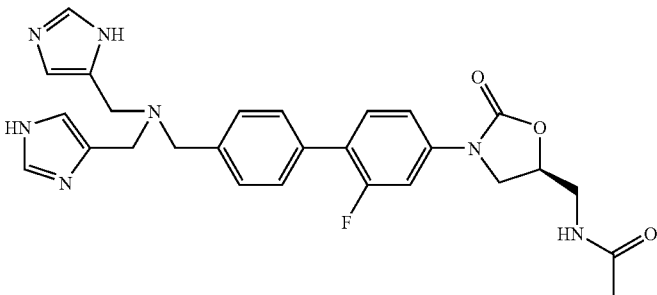
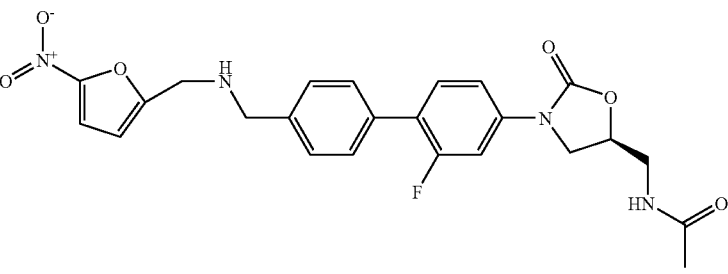
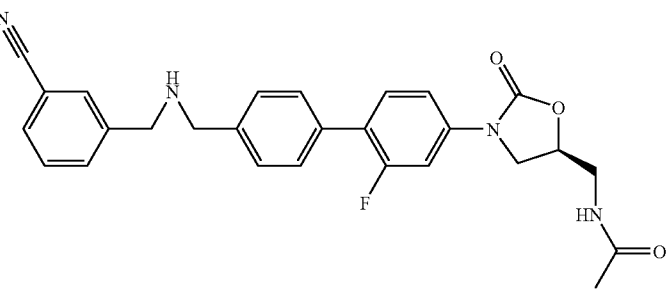
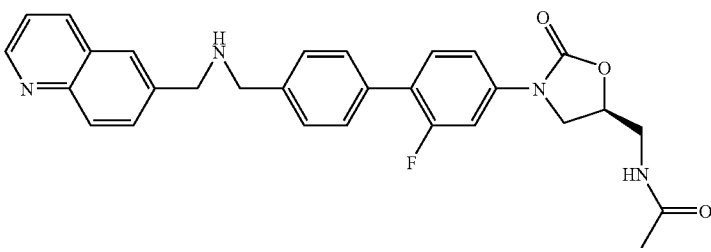
Compound Number	Structure
4068	 <p data-bbox="525 764 1020 827">N-[3-(2-Fluoro-4'-{[(1H-imidazol-4-ylmethyl)-(3H-imidazol-4-ylmethyl)-amino]-methyl]-biphenyl-4-yl)-2-oxo-oxazolidin-5-(S)-ylmethyl]-acetamide</p>
4069	 <p data-bbox="525 1163 1020 1205">N-[3-(2-Fluoro-4'-{[(5-nitro-furan-2-ylmethyl)-amino]-methyl]-biphenyl-4-yl)-2-oxo-oxazolidin-5-(S)-ylmethyl]-acetamide</p>
4070	 <p data-bbox="525 1562 1037 1604">N-[3-{4'-[(3-Cyano-benzylamino)-methyl]-2-fluoro-biphenyl-4-yl}-2-oxo-oxazolidin-5-(S)-ylmethyl]-acetamide</p>
4071	 <p data-bbox="508 1898 1037 1936">N-[3-(2-Fluoro-4'-{[(quinolin-6-ylmethyl)-amino]-methyl]-biphenyl-4-yl)-2-oxo-oxazolidin-5-(S)-ylmethyl]-acetamide</p>

TABLE 2-continued

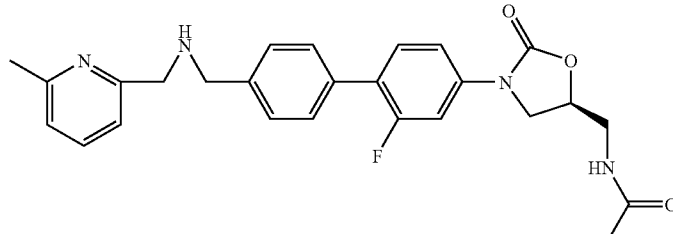
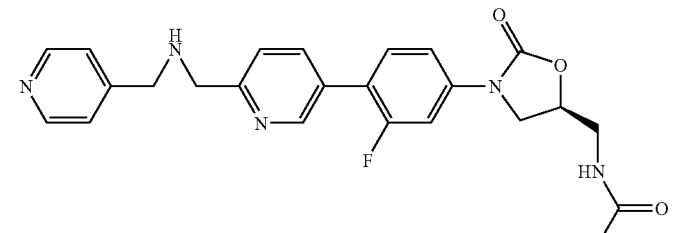
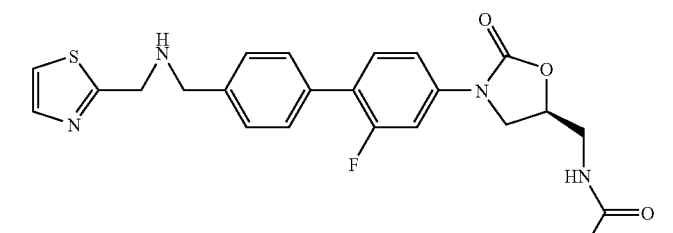
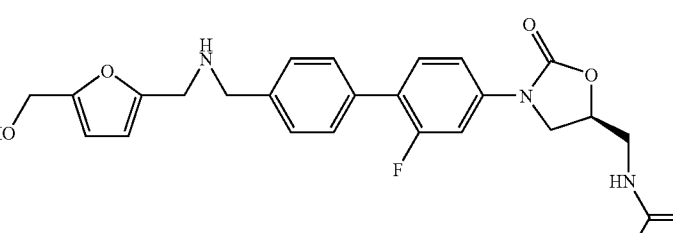
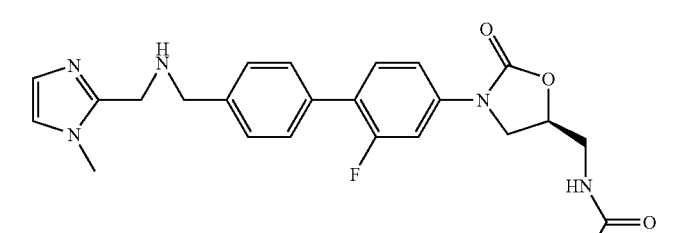
Compound Number	Structure
4072	 <p data-bbox="512 661 1024 714">N-[3-(2-Fluoro-4'-{[(6-methyl-pyridin-2-ylmethyl)-amino]-methyl]-biphenyl-4-yl)-2-oxo-oxazolidin-5-(S)-ylmethyl]-acetamide</p>
4073	 <p data-bbox="512 966 1024 1018">N-[3-[3-Fluoro-4-(6-{{(pyridin-4-ylmethyl)-amino]-methyl}-pyridin-3-yl)-phenyl]-2-oxo-oxazolidin-5-(S)-ylmethyl]-acetamide</p>
4074	 <p data-bbox="512 1270 1024 1323">N-[3-(2-Fluoro-4'-{[(thiazol-2-ylmethyl)-amino]-methyl]-biphenyl-4-yl)-2-oxo-oxazolidin-5-(S)-ylmethyl]-acetamide</p>
4075	 <p data-bbox="512 1575 1024 1627">N-[3-(2-Fluoro-4'-{[(5-hydroxymethyl-furan-2-ylmethyl)-amino]-methyl]-biphenyl-4-yl)-2-oxo-oxazolidin-5-(S)-ylmethyl]-acetamide</p>
4076	 <p data-bbox="512 1879 1024 1944">N-[3-(2-Fluoro-4'-{[(1-methyl-1H-imidazol-2-ylmethyl)-amino]-methyl]-biphenyl-4-yl)-2-oxo-oxazolidin-5-(S)-ylmethyl]-acetamide</p>

TABLE 2-continued

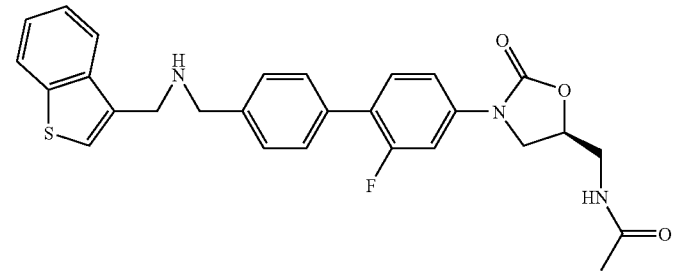
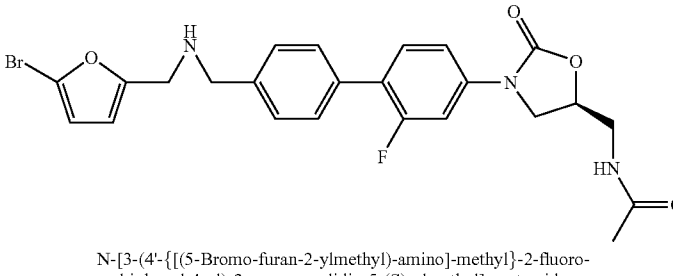
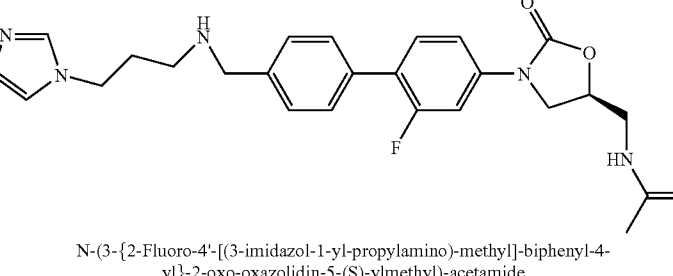
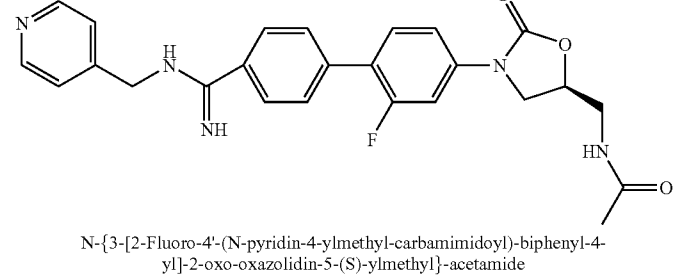
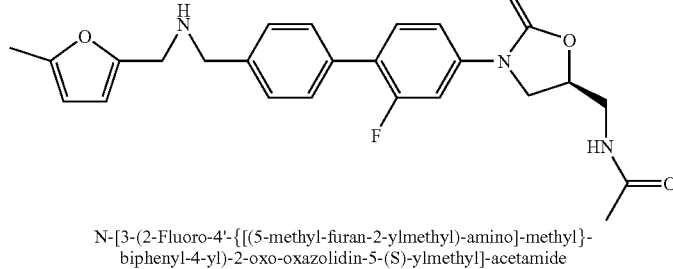
Compound Number	Structure
4077	 <p data-bbox="512 693 1024 735">N-[3-(4'-{[(Benzo[b]thiophen-3-ylmethyl)-amino]-methyl]-2-fluorobiphenyl-4-yl)-2-oxo-oxazolidin-5-(S)-ylmethyl]-acetamide</p>
4078	 <p data-bbox="512 1029 1024 1050">N-[3-(4'-{[(5-Bromo-furan-2-ylmethyl)-amino]-methyl]-2-fluorobiphenyl-4-yl)-2-oxo-oxazolidin-5-(S)-ylmethyl]-acetamide</p>
4079	 <p data-bbox="512 1344 1024 1365">N-(3-{2-Fluoro-4'-[(3-imidazol-1-yl-propylamino)-methyl]-biphenyl-4-yl)-2-oxo-oxazolidin-5-(S)-ylmethyl)-acetamide</p>
4080	 <p data-bbox="512 1659 1024 1680">N-{3-[2-Fluoro-4'-(N-pyridin-4-ylmethyl-carbamimidoyl)-biphenyl-4-yl]-2-oxo-oxazolidin-5-(S)-ylmethyl}-acetamide</p>
4081	 <p data-bbox="512 1974 1024 1967">N-[3-(2-Fluoro-4'-{[(5-methyl-furan-2-ylmethyl)-amino]-methyl]-biphenyl-4-yl)-2-oxo-oxazolidin-5-(S)-ylmethyl]-acetamide</p>

TABLE 2-continued

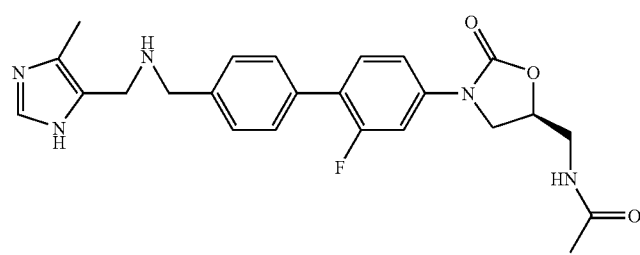
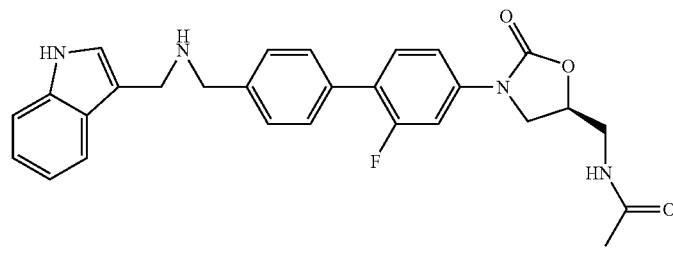
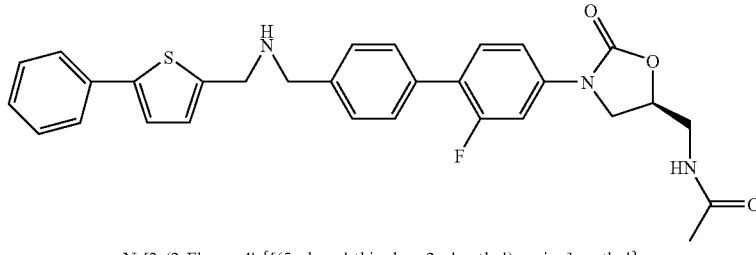
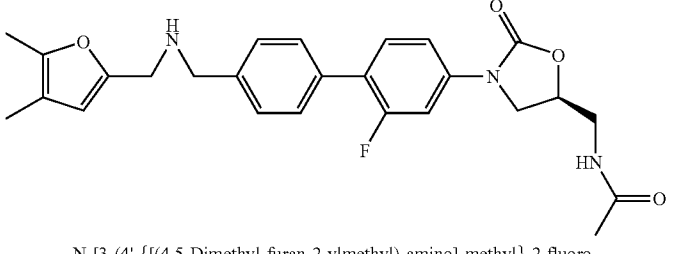
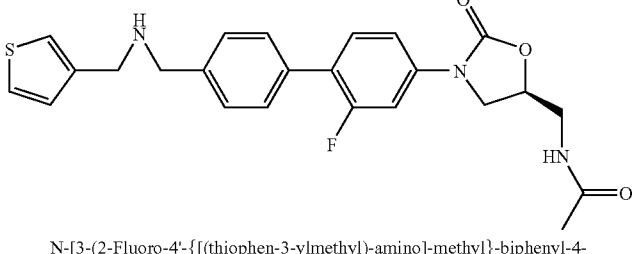
Compound Number	Structure
4082	 <p data-bbox="512 682 1024 735">N-[3-(2-Fluoro-4'-{[(5-methyl-3H-imidazol-4-ylmethyl)-amino]-methyl]-biphenyl-4-yl)-2-oxo-oxazolidin-5-(S)-ylmethyl]-acetamide</p>
4083	 <p data-bbox="495 997 1040 1050">N-[3-(2-Fluoro-4'-{[(1H-indol-3-ylmethyl)-amino]-methyl]-biphenyl-4-yl)-2-oxo-oxazolidin-5-(S)-ylmethyl]-acetamide</p>
4084	 <p data-bbox="503 1312 1032 1365">N-[3-(2-Fluoro-4'-{[(5-phenyl-thiophen-2-ylmethyl)-amino]-methyl]-biphenyl-4-yl)-2-oxo-oxazolidin-5-(S)-ylmethyl]-acetamide</p>
4085	 <p data-bbox="503 1627 1032 1680">N-[3-(4'-{[(4,5-Dimethyl-furan-2-ylmethyl)-amino]-methyl]-biphenyl-4-yl)-2-oxo-oxazolidin-5-(S)-ylmethyl]-acetamide</p>
4086	 <p data-bbox="503 1942 1032 1967">N-[3-(2-Fluoro-4'-{[(thiophen-3-ylmethyl)-amino]-methyl]-biphenyl-4-yl)-2-oxo-oxazolidin-5-(S)-ylmethyl]-acetamide</p>

TABLE 2-continued

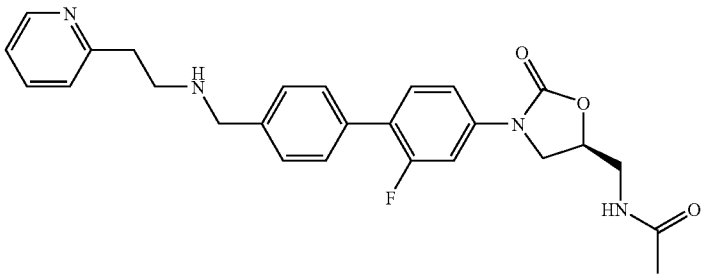
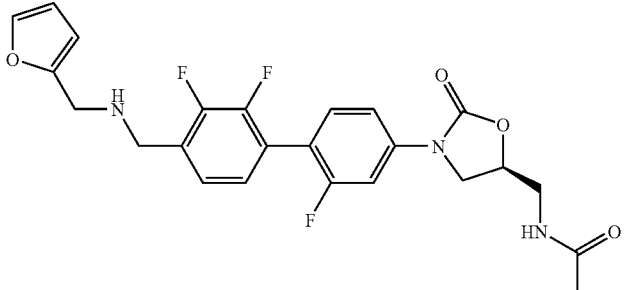
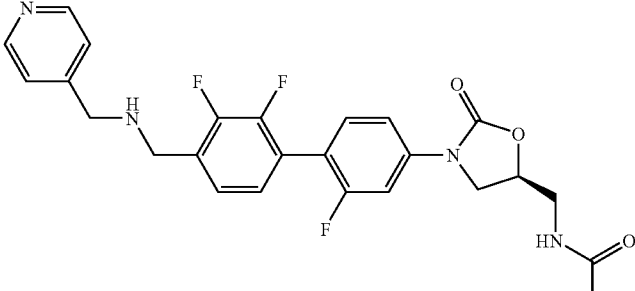
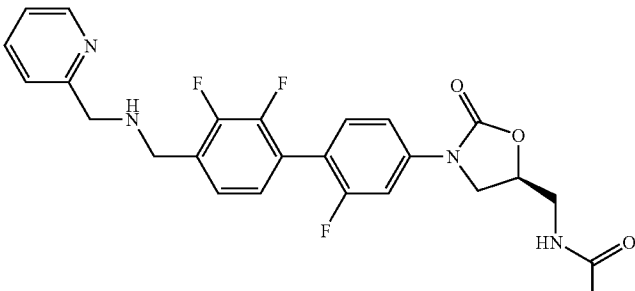
Compound Number	Structure
4087	 <p data-bbox="502 751 1042 800">N-(3-{2-Fluoro-4'-[(2-pyridin-2-yl-ethylamino)-methyl]-biphenyl-4-yl}-2-oxo-oxazolidin-5-(S)-ylmethyl)-acetamide</p>
4088	 <p data-bbox="508 1119 1037 1178">N-[2-Oxo-3-(2,2',3'-trifluoro-4'-{[(furan-2-ylmethyl)-amino]-methyl}-biphenyl-4-yl)-oxazolidin-5-(S)-ylmethyl]-acetamide</p>
4089	 <p data-bbox="502 1497 1042 1556">N-[2-Oxo-3-(2,2',3'-trifluoro-4'-{[(pyridin-4-ylmethyl)-amino]-methyl}-biphenyl-4-yl)-oxazolidin-5-(S)-ylmethyl]-acetamide</p>
4090	 <p data-bbox="502 1875 1042 1940">N-[2-Oxo-3-(2,2',3'-trifluoro-4'-{[(pyridin-2-ylmethyl)-amino]-methyl}-biphenyl-4-yl)-oxazolidin-5-(S)-ylmethyl]-acetamide</p>

TABLE 2-continued

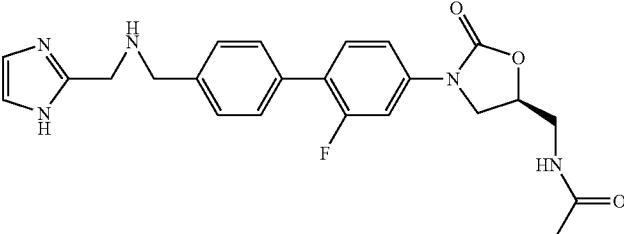
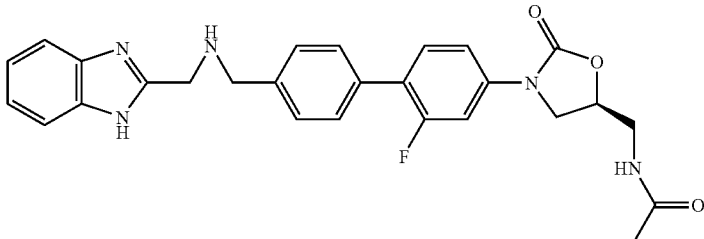
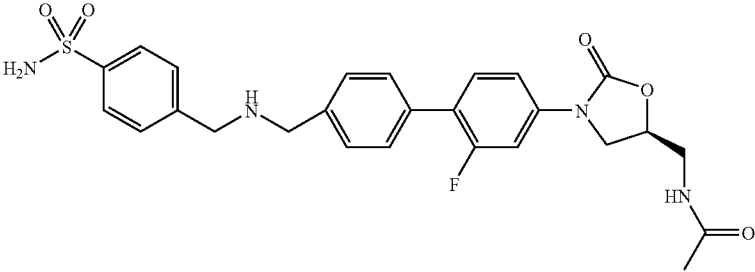
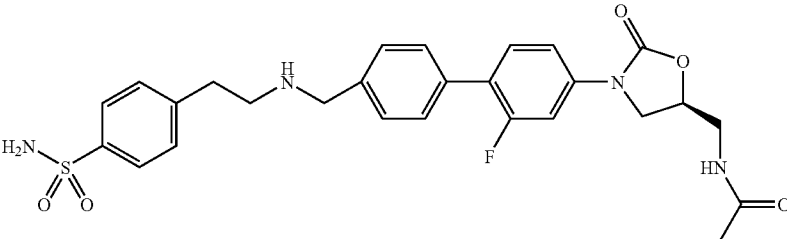
Compound Number	Structure
4091	 <p data-bbox="530 705 1015 747">N-[3-(2-Fluoro-4'-{[(1H-imidazol-2-ylmethyl)-amino]-methyl]-biphenyl-4-yl)-2-oxo-oxazolidin-5-(S)-ylmethyl]-acetamide</p>
4092	 <p data-bbox="508 1094 1034 1136">N-[3-(4'-{[(1H-benzimidazol-2-ylmethyl)-amino]-methyl]-2-fluoro-biphenyl-4-yl)-2-oxo-oxazolidin-5-(S)-ylmethyl]-acetamide</p>
4093	 <p data-bbox="500 1507 1045 1549">N-[3-(2-Fluoro-4'-{[(4-sulfamoyl-benzylamino)-methyl]-biphenyl-4-yl)-2-oxo-oxazolidin-5-(S)-ylmethyl]-acetamide</p>
4094	 <p data-bbox="525 1896 1020 1938">N-[3-(2-Fluoro-4'-{[2-(4-sulfamoyl-phenyl)-ethylamino]-methyl]-biphenyl-4-yl)-2-oxo-oxazolidin-5-(S)-ylmethyl]-acetamide</p>

TABLE 2-continued

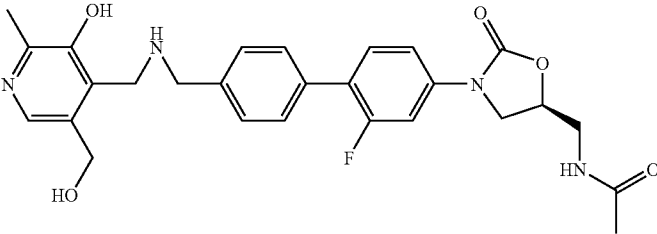
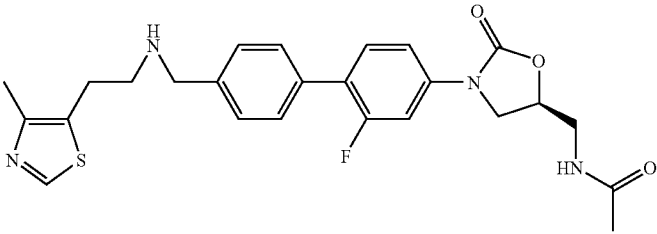
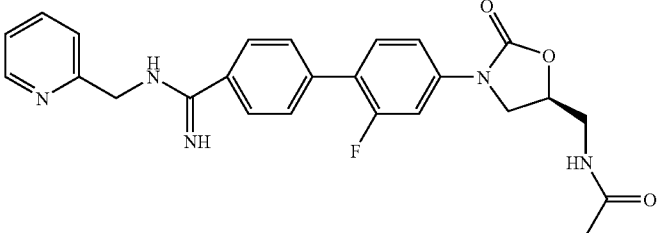
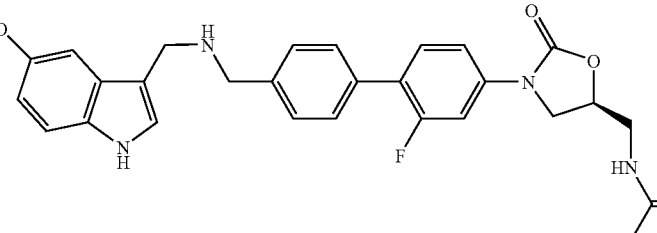
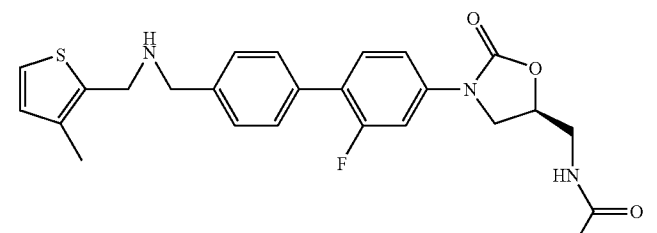
Compound Number	Structure
4095	 <p data-bbox="508 659 1037 722">N-[3-(2-Fluoro-4'-{[(3-hydroxy-5-hydroxymethyl-2-methyl-pyridin-4-ylmethyl)-amino]-methyl]-biphenyl-4-yl)-2-oxo-oxazolidin-5-(S)-ylmethyl]-acetamide</p>
4096	 <p data-bbox="508 980 1037 1024">N-[3-(2-Fluoro-4'-{[2-(4-methyl-thiazol-5-yl)-ethylamino]-methyl]-biphenyl-4-yl)-2-oxo-oxazolidin-5-(S)-ylmethyl]-acetamide</p>
4097	 <p data-bbox="508 1283 1037 1327">N-[3-(2-Fluoro-4'-{N-pyridin-2-ylmethyl-carbamimidoyl]-biphenyl-4-yl)-2-oxo-oxazolidin-5-(S)-ylmethyl]-acetamide</p>
4098	 <p data-bbox="508 1585 1037 1629">N-[3-(2-Fluoro-4'-{[(5-methoxy-1H-indol-3-ylmethyl)-amino]-methyl]-biphenyl-4-yl)-2-oxo-oxazolidin-5-(S)-ylmethyl]-acetamide</p>
4099	 <p data-bbox="508 1892 1037 1944">N-[3-(2-Fluoro-4'-{[(3-methyl-thiophen-2-ylmethyl)-amino]-methyl]-biphenyl-4-yl)-2-oxo-oxazolidin-5-(S)-ylmethyl]-acetamide</p>

TABLE 2-continued

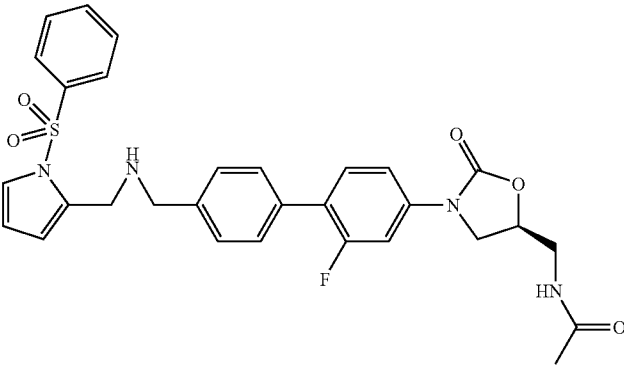
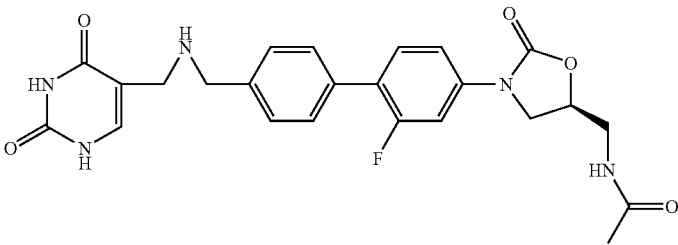
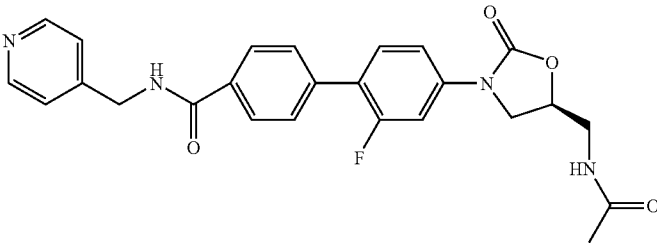
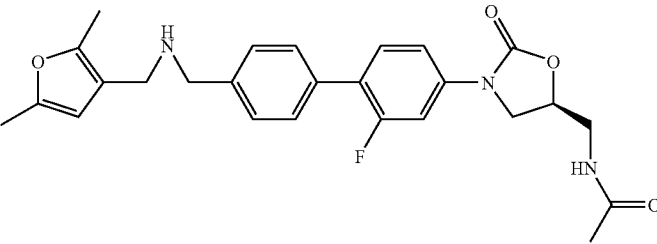
Compound Number	Structure
4100	 <p data-bbox="502 821 1042 863">N-[3-(4'-{[(1-Benzenesulfonyl-1H-pyrrol-2-ylmethyl)-amino]-methyl}-2-fluoro-biphenyl-4-yl)-2-oxo-oxazolidin-5-(S)-ylmethyl]-acetamide</p>
4101	 <p data-bbox="526 1226 1017 1293">N-[3-(4'-{[(2,4-Dioxo-1,2,3,4-tetrahydro-pyrimidin-5-ylmethyl)-amino]-methyl}-2-fluoro-biphenyl-4-yl)-2-oxo-oxazolidin-5-(S)-ylmethyl]-acetamide</p>
4102	 <p data-bbox="526 1572 984 1619">4'-[5-(S)-(Acetylamino-methyl)-2-oxo-oxazolidin-3-yl]-2'-fluoro-biphenyl-4-carboxylic acid (pyridin-4-ylmethyl)-amide</p>
4103	 <p data-bbox="508 1898 1039 1938">N-[3-(4'-{[(2,5-Dimethyl-furan-3-ylmethyl)-amino]-methyl}-2-fluoro-biphenyl-4-yl)-2-oxo-oxazolidin-5-(S)-ylmethyl]-acetamide</p>

TABLE 2-continued

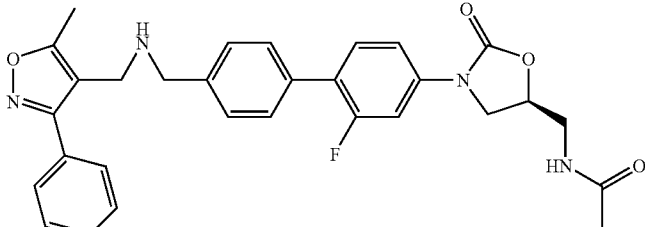
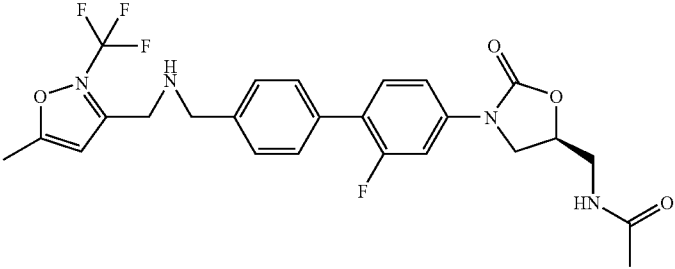
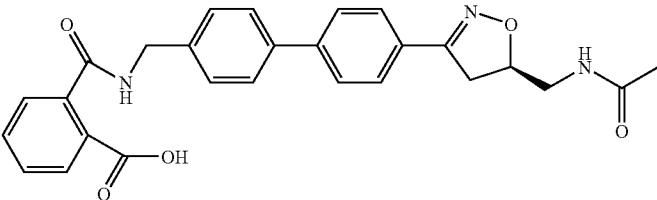
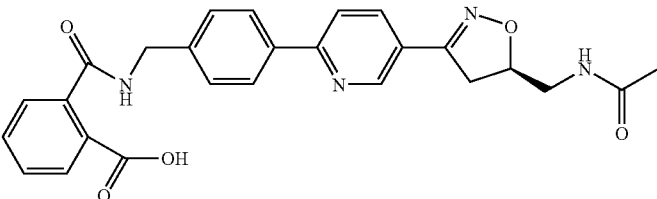
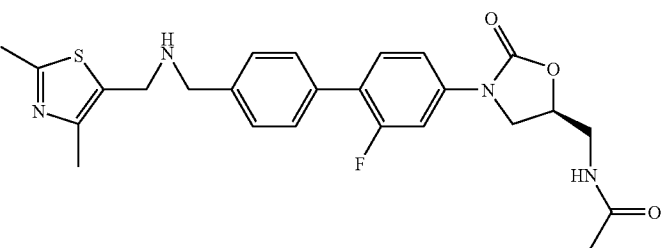
Compound Number	Structure
4104	 <p data-bbox="508 684 1037 730">N-[3-(2-Fluoro-4'-{[(5-methyl-3-phenyl-isoxazol-4-ylmethyl)-amino]-methyl]-biphenyl-4-yl)-2-oxo-oxazolidin-5-(S)-ylmethyl]-acetamide</p>
4105	 <p data-bbox="484 1031 1063 1073">N-[3-(2-Fluoro-4'-{[(5-methyl-2-trifluoromethyl-furan-3-ylmethyl)-amino]-methyl]-biphenyl-4-yl)-2-oxo-oxazolidin-5-(S)-ylmethyl]-acetamide</p>
4106	 <p data-bbox="530 1304 1015 1346">N-{4'-[5-(R)-(Acetylamino-methyl)-4,5-dihydro-isoxazol-3-yl]-biphenyl-4-ylmethyl}-phthalamic acid</p>
4107	 <p data-bbox="508 1577 1037 1619">N-(4-[5-[5-(R)-(Acetylamino-methyl)-4,5-(S)-dihydro-isoxazol-3-yl]-pyridin-2-yl]-benzyl)-phthalamic acid</p>
4108	 <p data-bbox="500 1898 1047 1940">N-[3-(4'-{[(2,4-Dimethyl-thiazol-5-ylmethyl)-amino]-methyl]-2-fluoro-biphenyl-4-yl)-2-oxo-oxazolidin-5-(S)-ylmethyl]-acetamide</p>

TABLE 2-continued

Compound Number	Structure
4109	<p data-bbox="522 667 1025 709">N-[3-(4'-((3,5-Dimethyl-isoxazol-4-ylmethyl)-amino)-methyl)-2-fluoro-biphenyl-4-yl]-2-oxo-oxazolidin-5-(S)-ylmethyl]-acetamide</p>
4110	<p data-bbox="522 976 1025 1018">4'-[5-(S)-(Acetylamino-methyl)-2-oxo-oxazolidin-3-yl]-2'-fluoro-biphenyl-4-carboxylic acid (pyridin-2-ylmethyl)-amide</p>
4111	<p data-bbox="522 1285 1025 1327">4'-[5-(S)-(Acetylamino-methyl)-2-oxo-oxazolidin-3-yl]-2'-fluoro-biphenyl-4-carboxylic acid (furan-2-ylmethyl)-amide</p>
4112	<p data-bbox="522 1602 1025 1644">4'-[5-(S)-(Acetylamino-methyl)-2-oxo-oxazolidin-3-yl]-2'-fluoro-biphenyl-4-carboxylic acid [2-(4-methyl-thiazol-5-yl)-ethyl]-amide</p>
4113	<p data-bbox="522 1932 1025 1974">N-[3-(2-Fluoro-4'-((2-thiophen-2-yl-thiazol-4-ylmethyl)-amino)-methyl)-biphenyl-4-yl]-2-oxo-oxazolidin-5-(S)-ylmethyl]-acetamide</p>

TABLE 2-continued

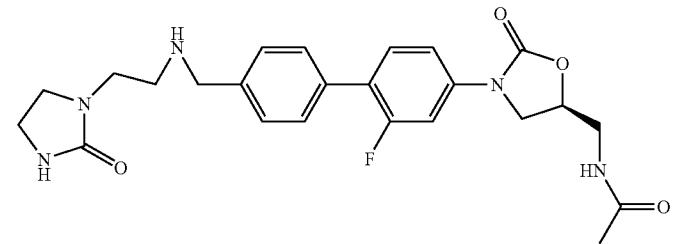
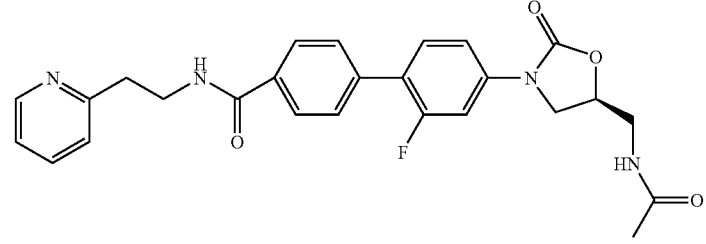
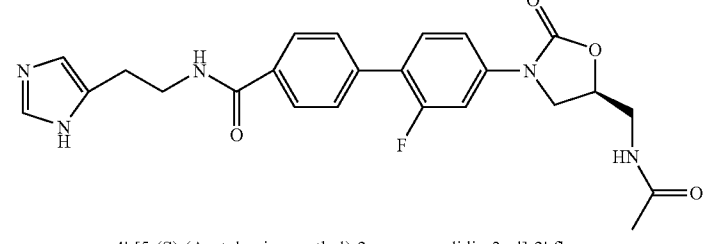
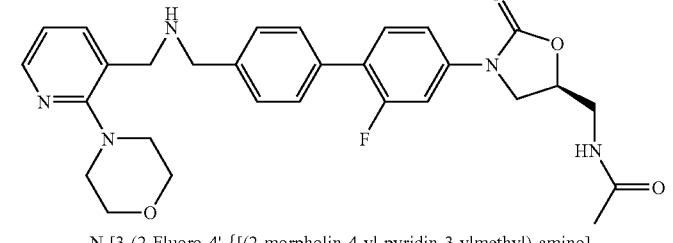
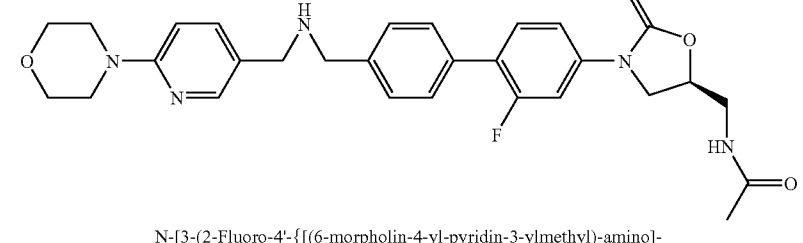
Compound Number	Structure
4114	 <p data-bbox="495 682 1040 735">N-[3-(2-Fluoro-4'-[2-(2-oxo-imidazolidin-1-yl)-ethylamino]-methyl]-biphenyl-4-yl)-2-oxo-oxazolidin-5-(S)-ylmethyl]-acetamide</p>
4115	 <p data-bbox="512 997 1024 1050">4'-[5-(S)-(Acetylamino-methyl)-2-oxo-oxazolidin-3-yl]-2'-fluoro-biphenyl-4-carboxylic acid (2-pyridin-2-yl-ethyl)-amide</p>
4116	 <p data-bbox="512 1312 1024 1365">4'-[5-(S)-(Acetylamino-methyl)-2-oxo-oxazolidin-3-yl]-2'-fluoro-biphenyl-4-carboxylic acid [2-(3H-imidazol-4-yl)-ethyl]-amide</p>
4117	 <p data-bbox="495 1627 1040 1680">N-[3-(2-Fluoro-4'-{[(2-morpholin-4-yl-pyridin-3-ylmethyl)-amino]-methyl]-biphenyl-4-yl)-2-oxo-oxazolidin-5-(S)-ylmethyl]-acetamide</p>
4118	 <p data-bbox="495 1942 1040 1967">N-[3-(2-Fluoro-4'-{[(6-morpholin-4-yl-pyridin-3-ylmethyl)-amino]-methyl]-biphenyl-4-yl)-2-oxo-oxazolidin-5-(S)-ylmethyl]-acetamide</p>

TABLE 2-continued

Compound Number	Structure
4119	<p data-bbox="513 726 1034 768">N-[3-(2-Fluoro-4'-{[(5-pyridin-2-yl-thiophen-2-ylmethyl)-amino]-methyl]-biphenyl-4-yl)-2-oxo-oxazolidin-5-(S)-ylmethyl]-acetamide</p>
4120	<p data-bbox="502 1110 1045 1173">5-[(4'-[5-(S)-(Acetylamino-methyl)-2-oxo-oxazolidin-3-yl]-2'-fluoro-biphenyl-4-ylmethyl)-amino]-methyl]-2-methyl-furan-3-carboxylic acid methyl ester</p>
4121	<p data-bbox="530 1516 1017 1558">N-[3-(4'-{[(Benzothiazol-2-ylmethyl)-amino]-methyl]-2-fluoro-biphenyl-4-yl)-2-oxo-oxazolidin-5-(S)-ylmethyl]-acetamide</p>
4122	<p data-bbox="513 1902 1034 1944">N-[3-(2-Fluoro-4'-{[(2-phenyl-thiazol-4-ylmethyl)-amino]-methyl]-biphenyl-4-yl)-2-oxo-oxazolidin-5-(S)-ylmethyl]-acetamide</p>

TABLE 2-continued

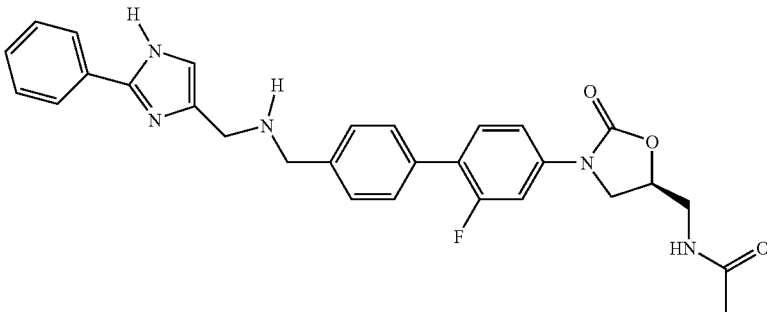
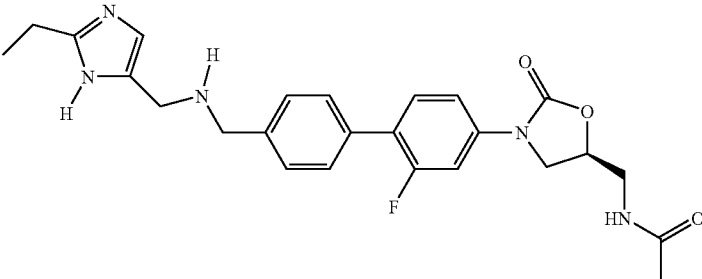
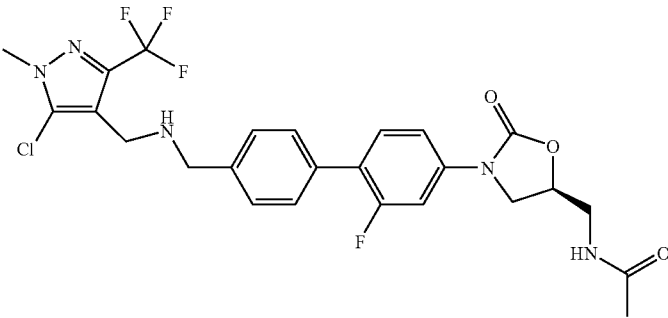
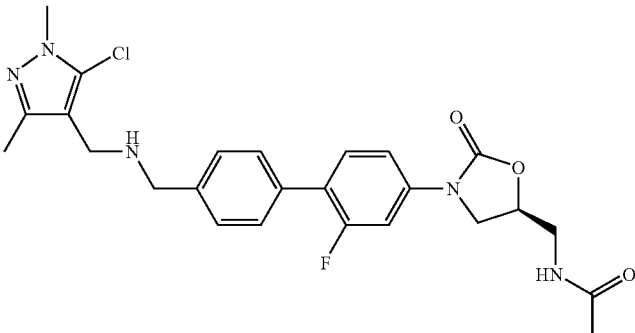
Compound Number	Structure
4123	 <p data-bbox="513 741 1034 785">N-[3-(2-Fluoro-4'-{[(2-phenyl-1H-imidazol-4-ylmethyl)-amino]-methyl]-biphenyl-4-yl)-2-oxo-oxazolidin-5-(S)-ylmethyl]-acetamide</p>
4124	 <p data-bbox="502 1087 1042 1136">N-[3-(4'-{[(2-Ethyl-3H-imidazol-4-ylmethyl)-amino]-methyl]-2-fluoro-biphenyl-4-yl)-2-oxo-oxazolidin-5-(S)-ylmethyl]-acetamide</p>
4125	 <p data-bbox="502 1476 1042 1541">N-[3-(4'-{[(5-Chloro-1-methyl-3-trifluoromethyl-1H-pyrazol-4-ylmethyl)-amino]-methyl]-2-fluoro-biphenyl-4-yl)-2-oxo-oxazolidin-5-(S)-ylmethyl]-acetamide</p>
4126	 <p data-bbox="480 1896 1067 1944">N-[3-(4'-{[(5-Chloro-1,3-dimethyl-1H-pyrazol-4-ylmethyl)-amino]-methyl]-2-fluoro-biphenyl-4-yl)-2-oxo-oxazolidin-5-(S)-ylmethyl]-acetamide</p>

TABLE 2-continued

Compound Number	Structure
4127	<p data-bbox="508 772 1037 814">N-[3-(2-Fluoro-4'-{[(3-thiophen-2-yl-1H-pyrazol-4-yl)methyl]-amino]-methyl}-biphenyl-4-yl)-2-oxo-oxazolidin-5-(S)-ylmethyl]-acetamide</p>
4128	<p data-bbox="480 1188 1065 1230">N-[3-(4'-{[(5-Cyano-6-methylsulfonyl-pyridin-2-yl)methyl]-amino]-methyl}-2-fluoro-biphenyl-4-yl)-2-oxo-oxazolidin-5-(S)-ylmethyl]-acetamide</p>
4129	<p data-bbox="505 1572 1039 1614">N-[3-(4'-{[(2-Amino-4-oxo-4H-chromen-3-yl)methyl]-amino]-methyl}-2-fluoro-biphenyl-4-yl)-2-oxo-oxazolidin-5-(S)-ylmethyl]-acetamide</p>
4130	<p data-bbox="513 1896 1030 1938">N-[3-(2-Fluoro-4'-{[(2-methyl-5-phenyl-furan-3-yl)methyl]-amino]-methyl}-biphenyl-4-yl)-2-oxo-oxazolidin-5-(S)-ylmethyl]-acetamide</p>

TABLE 2-continued

Compound Number	Structure
4131	<p data-bbox="518 674 1025 716">N-[3-(4'-[[[(3,4-Dihydro-2H-pyran-2-ylmethyl)-amino]-methyl]-2-fluoro-biphenyl-4-yl]-2-oxo-oxazolidin-5-(S)-ylmethyl]-acetamide</p>
4132	<p data-bbox="513 915 1034 957">N-[3-(4'-[[[(Pyridin-4-ylmethyl)-amino]-methyl]-biphenyl-4-yl]-4,5-dihydro-isoxazol-5-(R)-ylmethyl]-acetamide</p>
4133	<p data-bbox="505 1220 1042 1262">N-[3-[6-(4-[[[(Pyridin-4-ylmethyl)-amino]-methyl]-phenyl]-pyridin-3-yl]-4,5-dihydro-isoxazol-5-(R)-ylmethyl]-acetamide</p>
4134	<p data-bbox="513 1566 1034 1608">N-[2-Oxo-3-[6-(4-[[[(pyridin-4-ylmethyl)-amino]-methyl]-phenyl]-pyridin-3-yl]-oxazolidin-5-(S)-ylmethyl]-acetamide</p>
4135	<p data-bbox="513 1913 1034 1955">N-[3-(4'-[[[(4-Amino-pyridin-3-ylmethyl)-amino]-methyl]-2-fluoro-biphenyl-4-yl]-2-oxo-oxazolidin-5-(S)-ylmethyl]-acetamide</p>

TABLE 2-continued

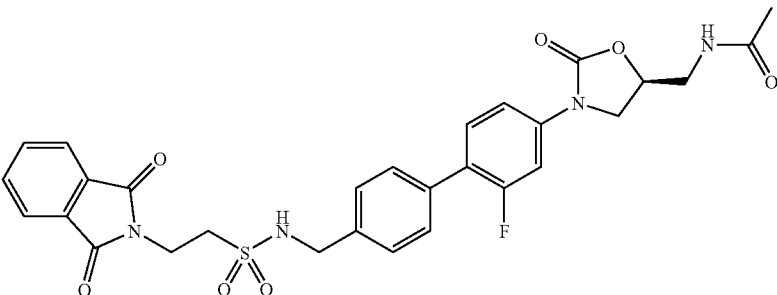
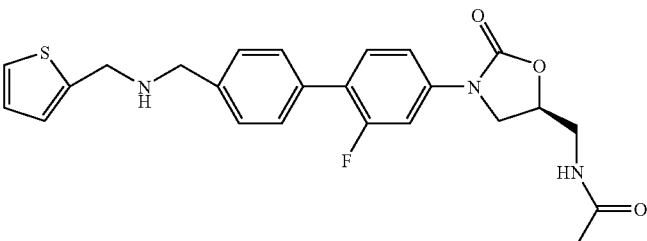
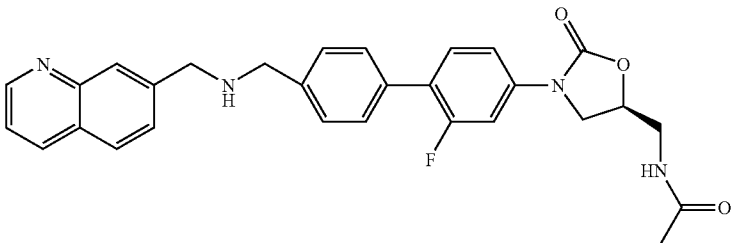
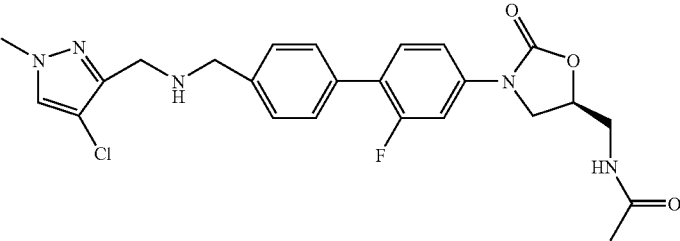
Compound Number	Structure
4136	 <p data-bbox="536 766 1009 829">N-[3-(4'-{[2-(1,3-Dioxo-1,3-dihydro-isindol-2-yl)-ethanesulfonylamino]-methyl}-2-fluoro-biphenyl-4-yl)-2-oxo-oxazolidin-5-(S)-ylmethyl]-acetamide</p>
4137	 <p data-bbox="503 1113 1042 1155">N-[3-(2-Fluoro-4'-{[(thiophen-2-ylmethyl)-amino]-methyl]-biphenyl-4-yl)-2-oxo-oxazolidin-5-(S)-ylmethyl]-acetamide</p>
4138	 <p data-bbox="503 1505 1042 1547">N-[3-(2-Fluoro-4'-{[(quinolin-7-ylmethyl)-amino]-methyl]-biphenyl-4-yl)-2-oxo-oxazolidin-5-(S)-ylmethyl]-acetamide</p>
4139	 <p data-bbox="480 1898 1065 1938">N-[3-(4'-{[(4-Chloro-1-methyl-1H-pyrazol-3-ylmethyl)-amino]-methyl}-2-fluoro-biphenyl-4-yl)-2-oxo-oxazolidin-5-(S)-ylmethyl]-acetamide</p>

TABLE 2-continued

Compound Number	Structure
4140	<p data-bbox="513 663 1034 705">N-[3-(2-Fluoro-4'-{[(3-methyl-[1,2,4]oxadiazol-5-ylmethyl)-amino]-methyl]-biphenyl-4-yl)-2-oxo-oxazolidin-5-(S)-ylmethyl]-acetamide</p>
4141	<p data-bbox="513 951 1034 993">N-[3-(2-Fluoro-4'-{[(5-methyl-[1,2,4]oxadiazol-3-ylmethyl)-amino]-methyl]-biphenyl-4-yl)-2-oxo-oxazolidin-5-(S)-ylmethyl]-acetamide</p>
4142	<p data-bbox="513 1266 1034 1308">N-{4'-[5-(S)-(Acetylamino-methyl)-2-oxo-oxazolidin-3-yl]-2'-fluoro-biphenyl-4-ylmethyl}-isonicotinamide</p>
4143	<p data-bbox="513 1587 1034 1629">4'-[5-(S)-(Acetylamino-methyl)-2-oxo-oxazolidin-3-yl]-2'-fluoro-biphenyl-4-carboxylic acid (thiazol-2-ylmethyl)-amide</p>
4144	<p data-bbox="513 1908 1034 1950">N-[3-(2-Fluoro-4'-{1-(R/S)-[furan-3-ylmethyl]-amino}-ethyl)-biphenyl-4-yl]-2-oxo-oxazolidin-5-(S)-ylmethyl]-acetamide</p>

TABLE 2-continued

Compound Number	Structure
4145	<p data-bbox="525 674 1017 716">N-[3-(2-Fluoro-4'-{1-(R/S)-[(thiazol-2-ylmethyl)-amino]-ethyl}-biphenyl-4-yl)-2-oxo-oxazolidin-5-(S)-ylmethyl]-acetamide</p>
4146	<p data-bbox="484 978 1063 1020">N-[3-(2-Fluoro-4'-{[(5-methyl-2-phenyl-2H-[1,2,3]triazol-4-ylmethyl)-amino]-methyl]-biphenyl-4-yl)-2-oxo-oxazolidin-5-(S)-ylmethyl]-acetamide</p>
4147	<p data-bbox="513 1283 1034 1325">N-(3-{2-Fluoro-4'-[(4-pyrrol-1-yl-benzylamino)-methyl]-biphenyl-4-yl}-2-oxo-oxazolidin-5-(S)-ylmethyl)-acetamide</p>
4148	<p data-bbox="513 1587 1034 1629">N-[3-(2-Fluoro-4'-{[3-(5-methyl-1H-pyrazol-4-yl)-propylamino]-methyl]-biphenyl-4-yl)-2-oxo-oxazolidin-5-(S)-ylmethyl]-acetamide</p>
4149	<p data-bbox="508 1898 1039 1940">N-[3-(2-Fluoro-4'-{2-[(pyridin-4-ylmethyl)-amino]-ethyl]-biphenyl-4-yl)-2-oxo-oxazolidin-5-(S)-ylmethyl]-acetamide</p>

TABLE 2-continued

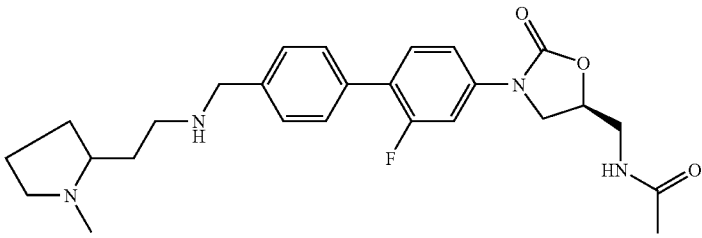
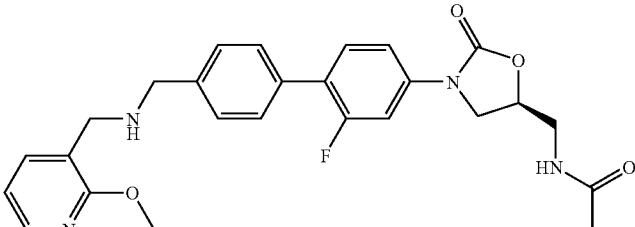
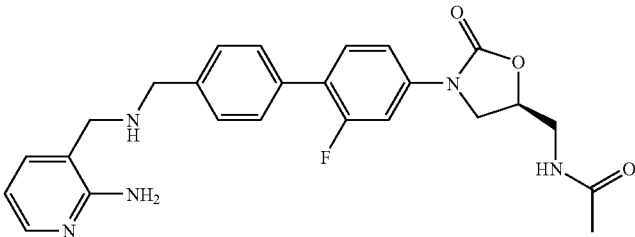
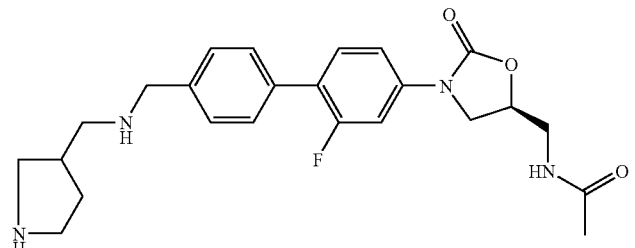
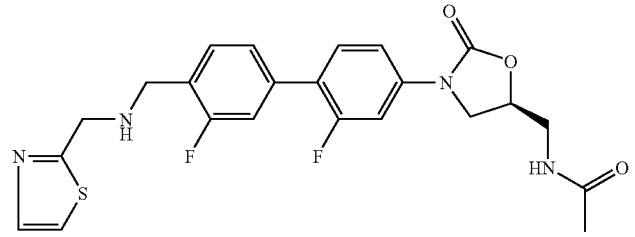
Compound Number	Structure
4150	 <p data-bbox="513 663 1034 709">N-[3-(2-Fluoro-4'-{[2-(R/S)-(1-methyl-pyrrolidin-2-yl)-ethylamino]-methyl}-biphenyl-4-yl)-2-oxo-oxazolidin-5-(S)-ylmethyl]-acetamide</p>
4151	 <p data-bbox="508 957 1034 1014">N-[3-(2-Fluoro-4'-{[2-(2-methoxy-pyridin-3-ylmethyl)-amino]-methyl}-biphenyl-4-yl)-2-oxo-oxazolidin-5-(S)-ylmethyl]-acetamide</p>
4152	 <p data-bbox="513 1272 1034 1318">N-[3-(4'-{[(2-Amino-pyridin-3-ylmethyl)-amino]-methyl}-2-fluoro-biphenyl-4-yl)-2-oxo-oxazolidin-5-(S)-ylmethyl]-acetamide</p>
4153	 <p data-bbox="513 1587 1034 1644">N-[3-(2-Fluoro-4'-{[(pyrrolidin-3-(R/S)-ylmethyl)-amino]-methyl}-biphenyl-4-yl)-2-oxo-oxazolidin-5-(S)-ylmethyl]-acetamide</p>
4154	 <p data-bbox="508 1902 1034 1948">N-[3-(2,3'-Difluoro-4'-{[(thiazol-2-ylmethyl)-amino]-methyl}-biphenyl-4-yl)-2-oxo-oxazolidin-5-(S)-ylmethyl]-acetamide</p>

TABLE 2-continued

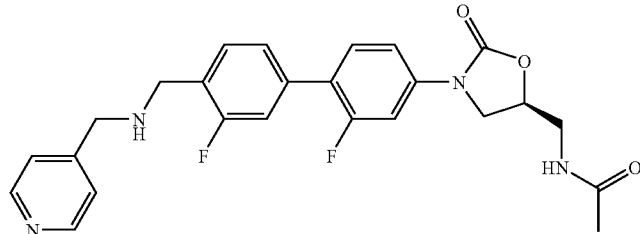
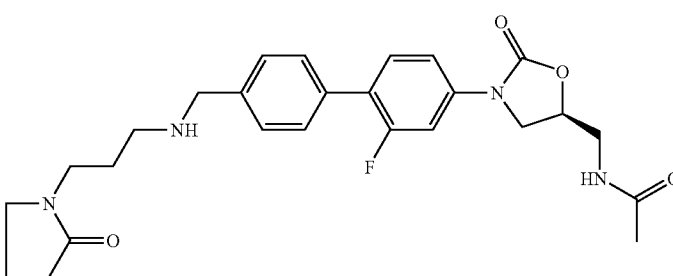
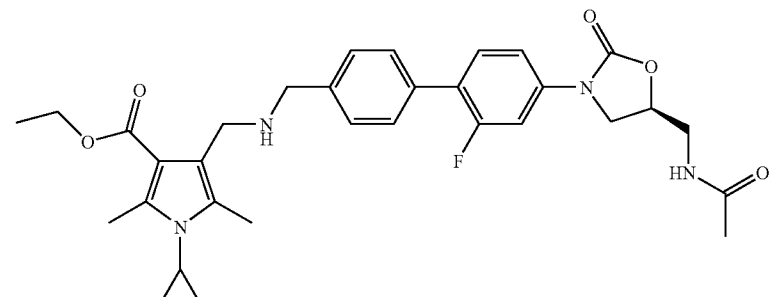
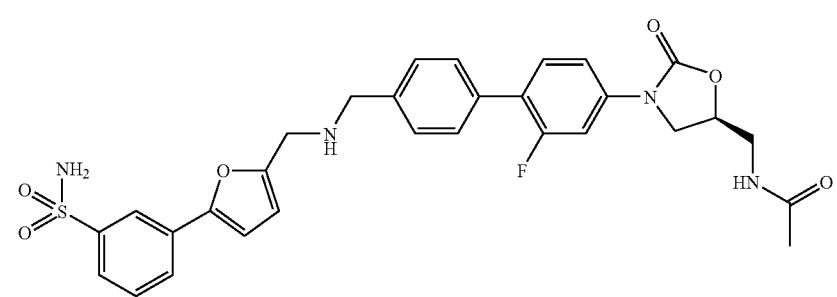
Compound Number	Structure
4155	 <p data-bbox="528 661 1007 703">N-[3-(2,3-Difluoro-4'-{[(pyridin-4-ylmethyl)-amino]-methyl]-biphenyl-4-yl)-2-oxo-oxazolidin-5-(S)-ylmethyl]-acetamide</p>
4156	 <p data-bbox="495 1060 1040 1102">N-[3-(2-Fluoro-4'-{[3-(2-oxo-pyrrolidin-1-yl)-propylamino]-methyl]-biphenyl-4-yl)-2-oxo-oxazolidin-5-(S)-ylmethyl]-acetamide</p>
4157	 <p data-bbox="495 1491 1040 1543">4-[(4'-[5-(S)-(Acetylamino-methyl)-2-oxo-oxazolidin-3-yl]-2'-fluoro-biphenyl-4-ylmethyl]-amino)-methyl]-1-cyclopropyl-2,5-dimethyl-1H-pyrrole-3-carboxylic acid ethyl ester</p>
4158	 <p data-bbox="479 1921 1057 1963">N-[3-[2-Fluoro-4'-{[5-(3-sulfamoyl-phenyl)-furan-2-ylmethyl]-amino}-methyl]-biphenyl-4-yl]-2-oxo-oxazolidin-5-(S)-ylmethyl]-acetamide</p>

TABLE 2-continued

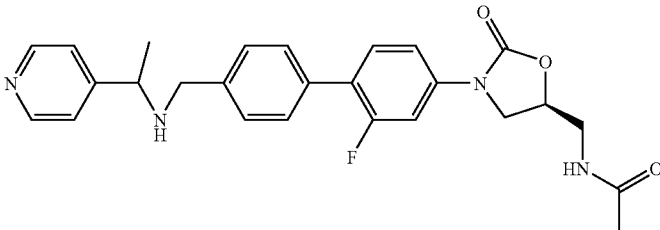
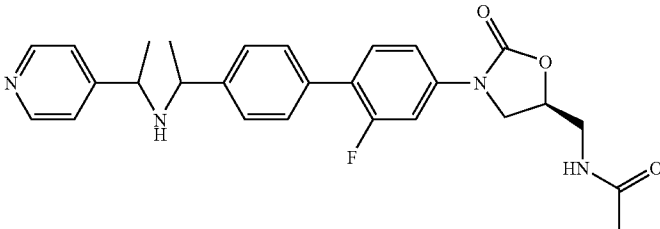
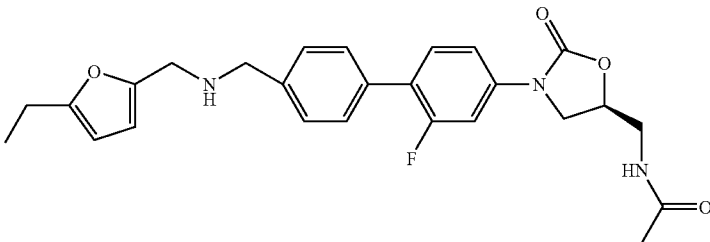
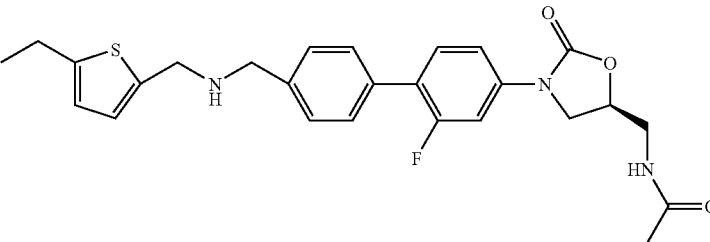
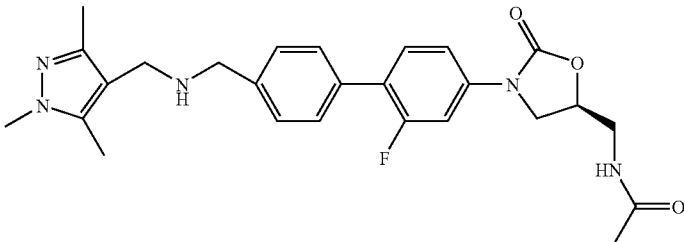
Compound Number	Structure
4159	 <p data-bbox="533 659 1009 705">N-(3-(2-Fluoro-4'-[(1-pyridin-4-(R/S)-yl-ethylamino)-methyl]-biphenyl-4-yl)-2-oxo-oxazolidin-5-(S)-ylmethyl)-acetamide</p>
4160	 <p data-bbox="510 959 1037 1005">N-(3-(2-Fluoro-4'-[1-(R/S)-(1-pyridin-4-(R/S)-yl-ethylamino)-ethyl]-biphenyl-4-yl)-2-oxo-oxazolidin-5-(S)-ylmethyl)-acetamide</p>
4161	 <p data-bbox="530 1272 1012 1318">N-[3-(4'-{[(5-Ethyl-furan-2-ylmethyl)-amino]-methyl}-2-fluoro-biphenyl-4-yl)-2-oxo-oxazolidin-5-(S)-ylmethyl]-acetamide</p>
4162	 <p data-bbox="513 1585 1029 1631">N-[3-(4'-{[(5-Ethyl-thiophen-2-ylmethyl)-amino]-methyl}-2-fluoro-biphenyl-4-yl)-2-oxo-oxazolidin-5-(S)-ylmethyl]-acetamide</p>
4163	 <p data-bbox="510 1898 1035 1944">N-[3-(2-Fluoro-4'-{[(1,3,5-trimethyl-1H-pyrazol-4-ylmethyl)-amino]-methyl}-biphenyl-4-yl)-2-oxo-oxazolidin-5-(S)-ylmethyl]-acetamide</p>

TABLE 2-continued

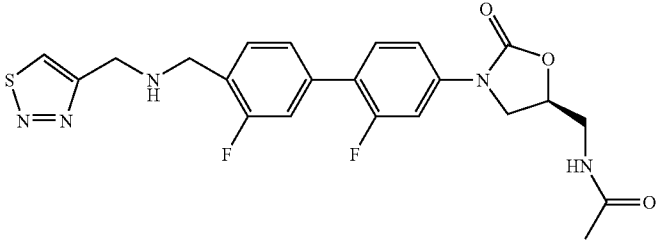
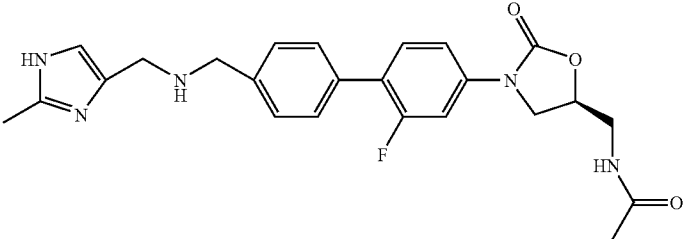
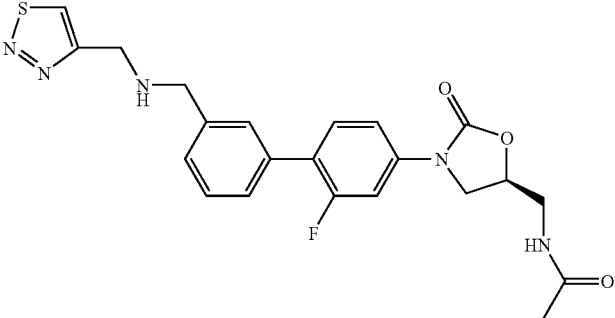
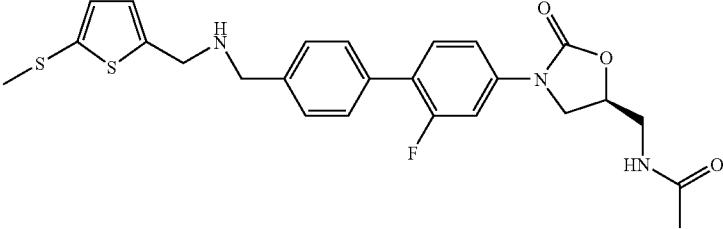
Compound Number	Structure
4164	 <p data-bbox="500 684 1045 730">N-[3-(2,3'-Difluoro-4'-{[(1,2,3]thiadiazol-4-ylmethyl)-amino]-methyl}-biphenyl-4-yl)-2-oxo-oxazolidin-5-(S)-ylmethyl]-acetamide</p>
4165	 <p data-bbox="513 1060 1032 1108">N-[3-(2-Fluoro-4'-{(2-methyl-1H-imidazol-4-ylmethyl)-amino]-methyl}-biphenyl-4-yl)-2-oxo-oxazolidin-5-(S)-ylmethyl]-acetamide</p>
4166	 <p data-bbox="513 1520 1032 1570">N-[3-(2-Fluoro-3'-{[(1,2,3]thiadiazol-4-ylmethyl)-amino]-methyl}-biphenyl-4-yl)-2-oxo-oxazolidin-5-(S)-ylmethyl]-acetamide</p>
4167	 <p data-bbox="513 1894 1032 1940">N-[3-(2-Fluoro-4'-{(5-methylsulfanyl-thiophen-2-ylmethyl)-amino]-methyl}-biphenyl-4-yl)-2-oxo-oxazolidin-5-(S)-ylmethyl]-acetamide</p>

TABLE 2-continued

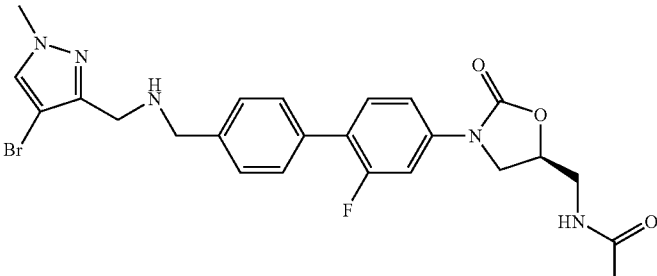
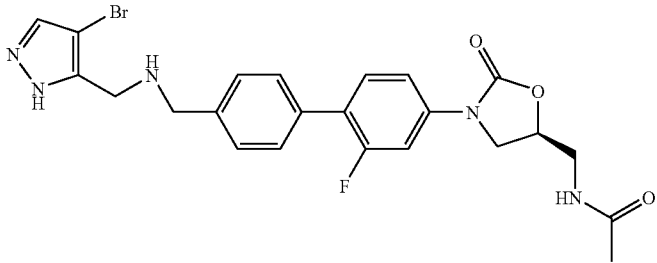
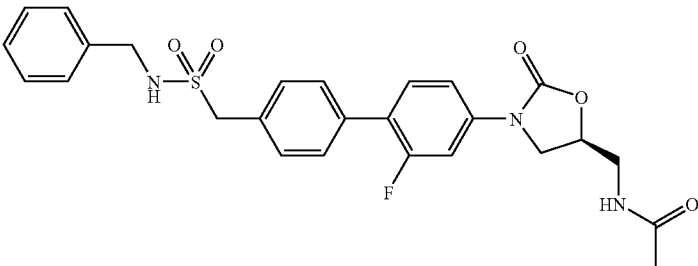
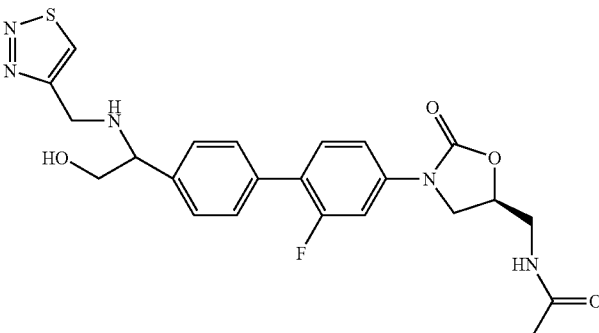
Compound Number	Structure
4168	 <p data-bbox="480 758 1065 808">N-[3-(4'-{[(4-Bromo-1-methyl-1H-pyrazol-3-ylmethyl)-amino]-methyl}-2-fluoro-biphenyl-4-yl)-2-oxo-oxazolidin-5-(S)-ylmethyl]-acetamide</p>
4169	 <p data-bbox="497 1108 1049 1150">N-[3-(4'-{[(4-Bromo-2H-pyrazol-3-ylmethyl)-amino]-methyl}-2-fluoro-biphenyl-4-yl)-2-oxo-oxazolidin-5-(S)-ylmethyl]-acetamide</p>
4170	 <p data-bbox="520 1459 1024 1501">N-[3-[4'-(Benzylsulfamoyl-methyl)-2-fluoro-biphenyl-4-yl]-2-oxo-oxazolidin-5-(S)-ylmethyl]-acetamide</p>
4171	 <p data-bbox="492 1879 1053 1923">N-[3-(2-Fluoro-4'-{2-hydroxy-1-[(1,2,3]thiadiazol-4-(R/S)-ylmethyl)-amino]-ethyl)-biphenyl-4-yl)-2-oxo-oxazolidin-5-(S)-ylmethyl]-acetamide</p>

TABLE 2-continued

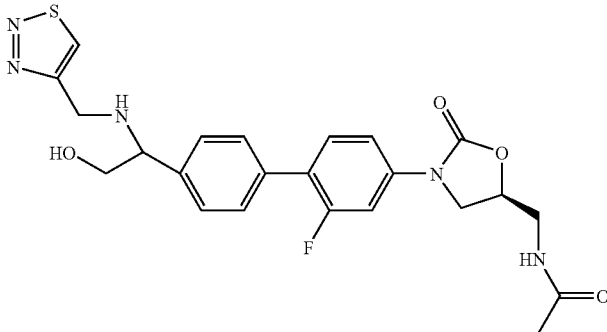
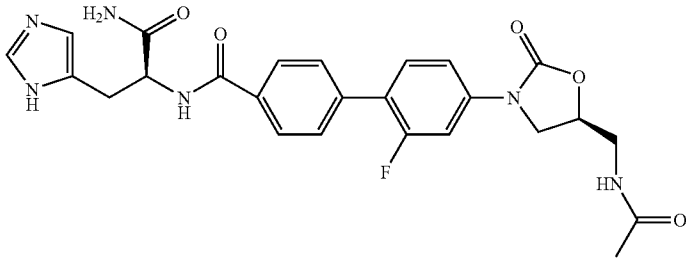
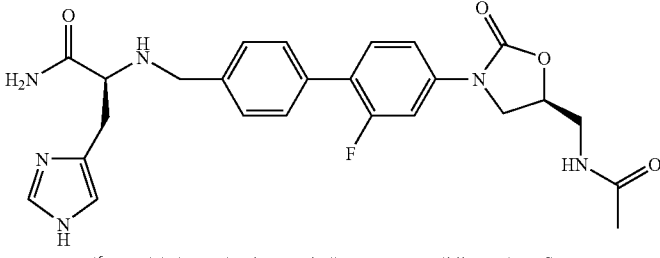
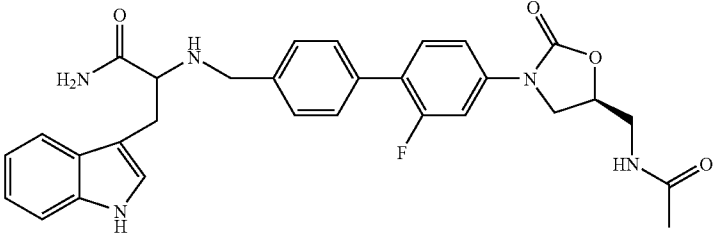
Compound Number	Structure
4172	 <p data-bbox="492 779 1053 821">N-[3-(2-Fluoro-4'-{2-hydroxy-1-[(1,2,3)thiadiazol-4-(R/S)-ylmethyl]-amino]-ethyl)-biphenyl-4-yl]-2-oxo-oxazolidin-5-(S)-ylmethyl]-acetamide</p>
4173	 <p data-bbox="517 1178 1025 1241">4'-[5-(S)-(Acetylamino-methyl)-2-oxo-oxazolidin-3-yl]-2'-fluorobiphenyl-4-carboxylic acid [1-carbamoyl-2-(S)-(3H-imidazol-4-yl)-ethyl]-amide</p>
4174	 <p data-bbox="508 1593 1037 1629">2-({4'-[5-(S)-(Acetylamino-methyl)-2-oxo-oxazolidin-3-yl]-2'-fluorobiphenyl-4-ylmethyl}-amino)-3-(S)-(1H-imidazol-4-yl)-propionamide</p>
4175	 <p data-bbox="508 1898 1037 1940">2-({4'-[5-(S)-(Acetylamino-methyl)-2-oxo-oxazolidin-3-yl]-2'-fluorobiphenyl-4-ylmethyl}-amino)-3-(S)-(1H-indol-3-yl)-propionamide</p>

TABLE 2-continued

Compound Number	Structure
4176	<p data-bbox="513 730 1034 772">N-[3-(2-Fluoro-2',5'-dimethyl-4'-((pyridin-4-ylmethyl)-amino)-methyl)-biphenyl-4-yl]-2-oxo-oxazolidin-5-(S)-ylmethyl]-acetamide</p>
4177	<p data-bbox="513 989 1034 1031">N-(3-{4'-[(2,2-Difluoro-2-pyridin-2-yl-ethylamino)-methyl]-2-fluoro-biphenyl-4-yl}-2-oxo-oxazolidin-5-(S)-ylmethyl)-acetamide</p>
4178	<p data-bbox="513 1310 1034 1373">N-[3-(2-Fluoro-4'-{[(5-(S)-oxo-4,5-dihydro-1H-[1,2,4]triazol-3-ylmethyl)-amino]-methyl]-biphenyl-4-yl)-2-oxo-oxazolidin-5-(S)-ylmethyl]-acetamide</p>
4179	<p data-bbox="513 1598 1034 1640">N-[3-(2-Fluoro-4'-{[(3-fluoro-pyridin-4-ylmethyl)-amino]-methyl]-biphenyl-4-yl)-2-oxo-oxazolidin-5-(S)-ylmethyl]-acetamide</p>
4180	<p data-bbox="485 1877 1063 1919">N-[3-(2-Fluoro-4'-{[(5-methylamino-[1,2,4]thiadiazol-3-ylmethyl)-amino]-methyl]-biphenyl-4-yl)-2-oxo-oxazolidin-5-(S)-ylmethyl]-acetamide</p>

TABLE 2-continued

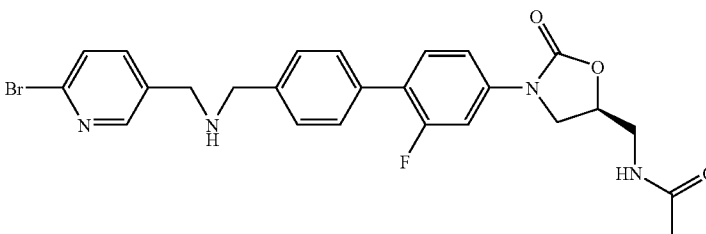
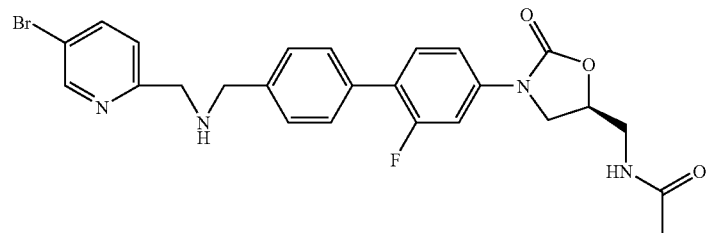
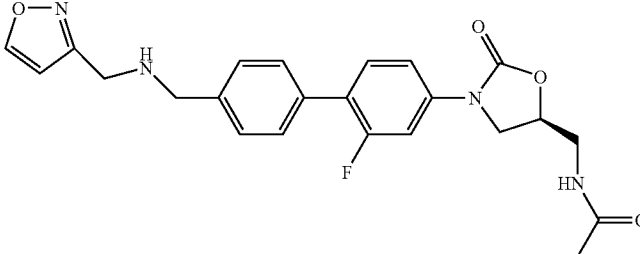
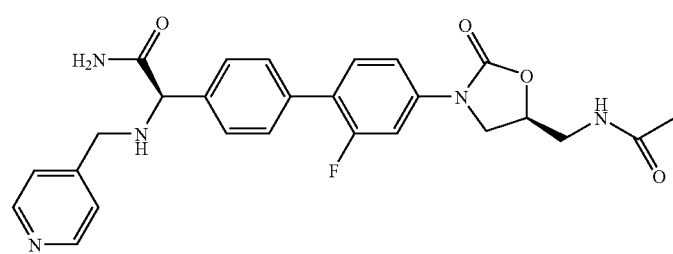
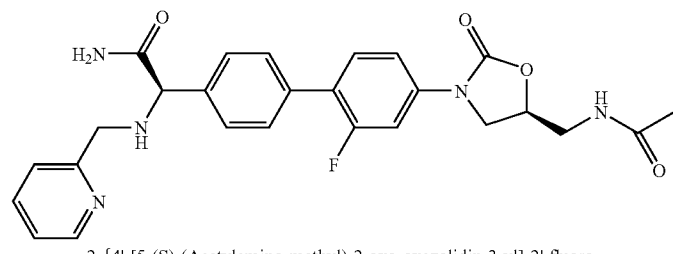
Compound Number	Structure
4181	 <p data-bbox="512 661 1024 703">N-[3-(4'-{[(6-Bromo-pyridin-3-ylmethyl)-amino]-methyl]-2-fluoro-biphenyl-4-yl)-2-oxo-oxazolidin-5-(S)-ylmethyl]-acetamide</p>
4182	 <p data-bbox="512 966 1024 1008">N-[3-(4'-{[(5-Bromo-pyridin-2-ylmethyl)-amino]-methyl]-2-fluoro-biphenyl-4-yl)-2-oxo-oxazolidin-5-(S)-ylmethyl]-acetamide</p>
4183	 <p data-bbox="495 1291 1040 1333">N-[3-(2-Fluoro-4'-{[(isoxazol-3-ylmethyl)-amino]-methyl]-biphenyl-4-yl)-2-oxo-oxazolidin-5-(S)-ylmethyl]-acetamide</p>
4184	 <p data-bbox="512 1606 1024 1648">2-{4'-[5-(S)-(Acetylamino-methyl)-2-oxo-oxazolidin-3-yl]-2'-fluoro-biphenyl-4-yl}-2-(R)-[(pyridin-4-ylmethyl)-amino]-acetamide</p>
4185	 <p data-bbox="512 1921 1024 1963">2-{4'-[5-(S)-(Acetylamino-methyl)-2-oxo-oxazolidin-3-yl]-2'-fluoro-biphenyl-4-yl}-2-(R)-[(pyridin-2-ylmethyl)-amino]-acetamide</p>

TABLE 2-continued

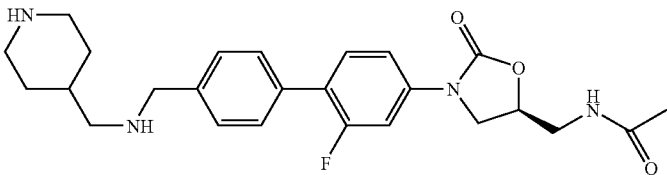
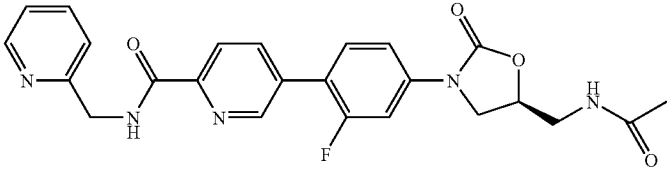
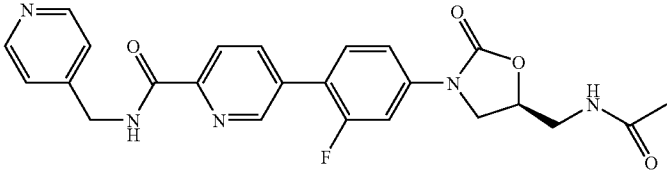
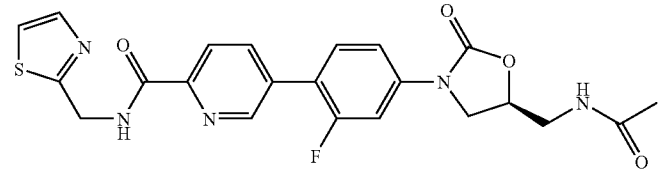
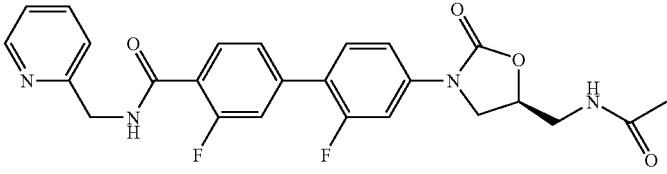
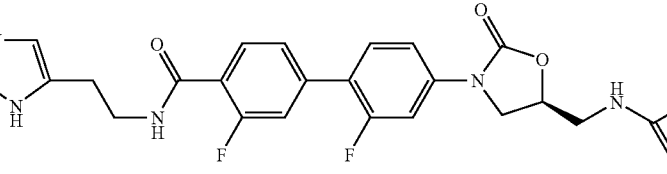
Compound Number	Structure
4186	 <p data-bbox="500 636 1045 678">N-[3-(2-Fluoro-4'-[(piperidin-4-ylmethyl)-amino]-methyl)-biphenyl-4-yl]-2-oxo-oxazolidin-5-(S)-ylmethyl]-acetamide</p>
4187	 <p data-bbox="517 888 1029 930">5-{4-[5-(S)-(Acetylamino-methyl)-2-oxo-oxazolidin-3-yl]-2-fluorophenyl}-pyridine-2-carboxylic acid (pyridin-2-ylmethyl)-amide</p>
4188	 <p data-bbox="517 1140 1029 1182">5-{4-[5-(S)-(Acetylamino-methyl)-2-oxo-oxazolidin-3-yl]-2-fluorophenyl}-pyridine-2-carboxylic acid (pyridin-4-ylmethyl)-amide</p>
4189	 <p data-bbox="517 1392 1029 1434">5-{4-[5-(S)-(Acetylamino-methyl)-2-oxo-oxazolidin-3-yl]-2-fluorophenyl}-pyridine-2-carboxylic acid (thiazol-2-ylmethyl)-amide</p>
4190	 <p data-bbox="517 1644 1029 1686">4'-[5-(S)-(Acetylamino-methyl)-2-oxo-oxazolidin-3-yl]-3,2'-difluorobiphenyl-4-carboxylic acid (pyridin-2-ylmethyl)-amide</p>
4191	 <p data-bbox="517 1896 1029 1938">4'-[5-(S)-(Acetylamino-methyl)-2-oxo-oxazolidin-3-yl]-3,2'-difluorobiphenyl-4-carboxylic acid [2-(3H-imidazol-4-yl)-ethyl]-amide</p>

TABLE 2-continued

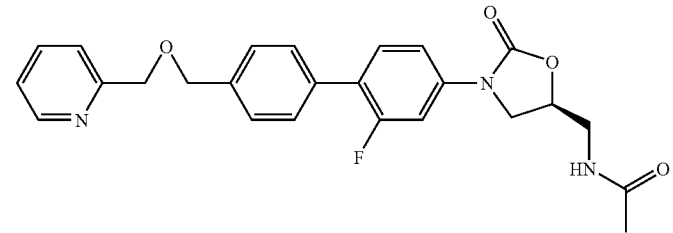
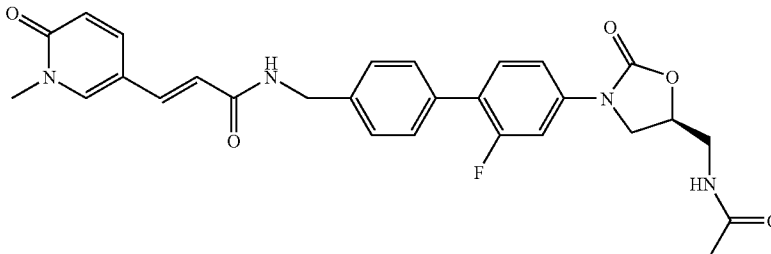
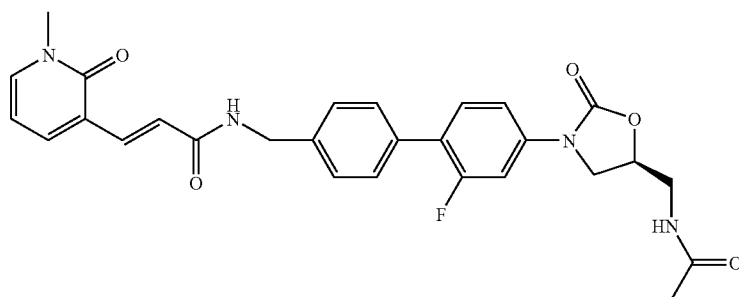
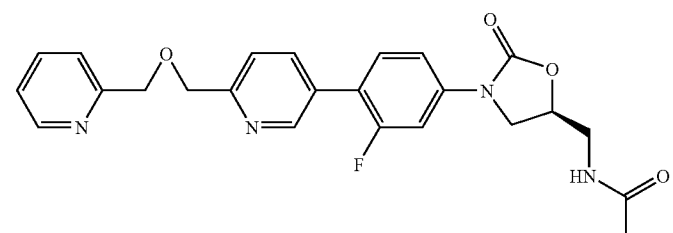
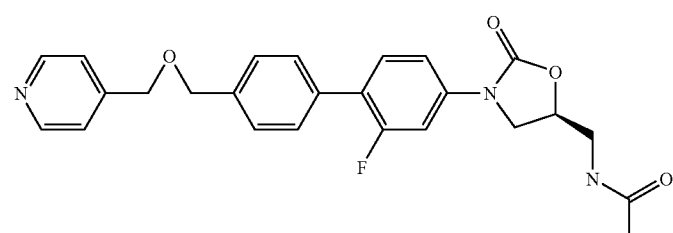
Compound Number	Structure
4192	 <p data-bbox="495 651 1040 703">N-{3-[2-Fluoro-4'-(pyridin-2-ylmethoxymethyl)-biphenyl-4-yl]-2-oxo-oxazolidin-5-(S)-ylmethyl}-acetamide</p>
4193	 <p data-bbox="462 966 1073 1018">N-{4'-[5-(S)-(Acetylamino-methyl)-2-oxo-oxazolidin-3-yl]-2'-fluoro-biphenyl-4-ylmethyl}-3-(1-methyl-6-oxo-1,6-dihydro-pyridin-3-yl)-acrylamide</p>
4194	 <p data-bbox="462 1323 1073 1375">N-{4'-[5-(S)-(Acetylamino-methyl)-2-oxo-oxazolidin-3-yl]-2'-fluoro-biphenyl-4-ylmethyl}-3-(1-methyl-2-oxo-1,2-dihydro-pyridin-3-yl)-acrylamide</p>
4195	 <p data-bbox="512 1617 1024 1669">N-(3-{3-Fluoro-4-[6-(pyridin-2-ylmethoxymethyl)-pyridin-3-yl]-phenyl}-2-oxo-oxazolidin-5-(S)-ylmethyl)-acetamide</p>
4196	 <p data-bbox="495 1911 1040 1967">N-{3-[2-Fluoro-4'-(pyridin-4-ylmethoxymethyl)-biphenyl-4-yl]-2-oxo-oxazolidin-5-(S)-ylmethyl}-acetamide</p>

TABLE 2-continued

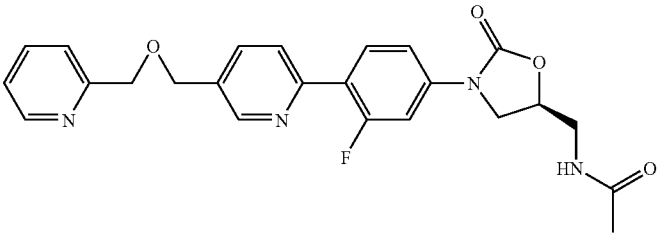
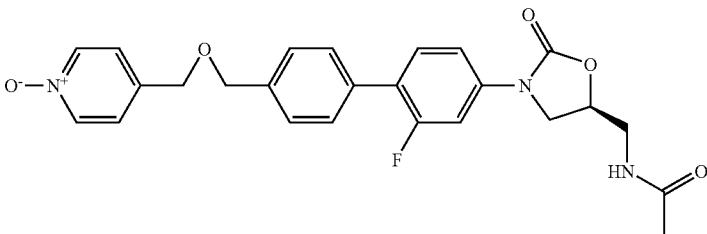
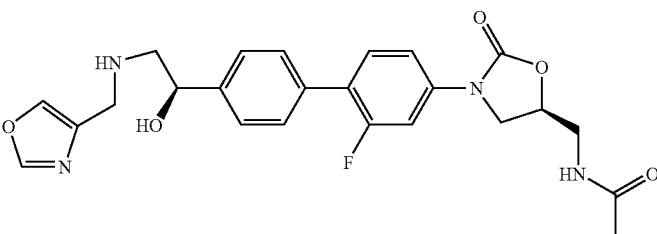
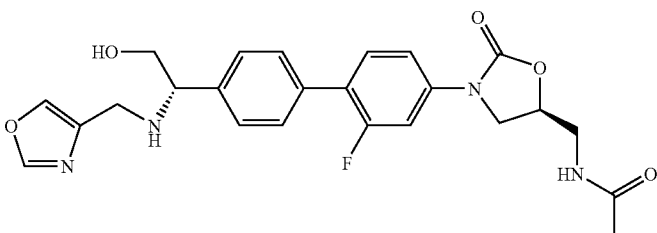
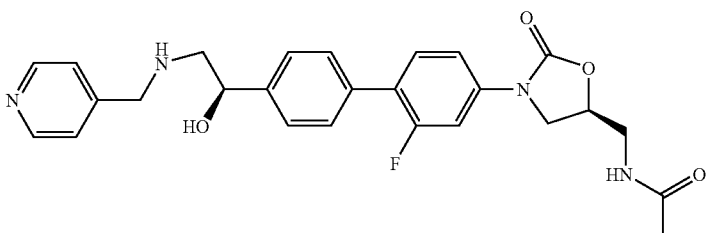
Compound Number	Structure
4197	 <p data-bbox="525 688 1020 737">N-(3-{3-Fluoro-4-[5-(pyridin-2-ylmethoxymethyl)-pyridin-2-yl]-phenyl}-2-oxo-oxazolidin-5-(S)-ylmethyl)-acetamide</p>
4198	 <p data-bbox="508 989 1037 1037">N-{3-[2-Fluoro-4'-(1-oxy-pyridin-4-ylmethoxymethyl)-biphenyl-4-yl]-2-oxo-oxazolidin-5-(S)-ylmethyl}-acetamide</p>
4199	 <p data-bbox="525 1289 1020 1337">N-[3-(2-Fluoro-4'-(1-(R)-hydroxy-2-[(oxazol-4-ylmethyl)-amino]ethyl)-biphenyl-4-yl)-2-oxo-oxazolidin-5-(S)-ylmethyl]-acetamide</p>
4200	 <p data-bbox="525 1589 1020 1638">N-[3-(2-Fluoro-4'-(2-hydroxy-1-(S)-[(oxazol-4-ylmethyl)-amino]ethyl)-biphenyl-4-yl)-2-oxo-oxazolidin-5-(S)-ylmethyl]-acetamide</p>
4201	 <p data-bbox="525 1890 1020 1938">N-[3-(2-Fluoro-4'-(1-(R)-hydroxy-2-[(pyridin-4-ylmethyl)-amino]ethyl)-biphenyl-4-yl)-2-oxo-oxazolidin-5-(S)-ylmethyl]-acetamide</p>

TABLE 2-continued

Compound Number	Structure
4202	<p data-bbox="518 674 1025 716">N-[3-(2-Fluoro-4'-{2-hydroxy-1-(R)-[(pyridin-4-ylmethyl)-amino]-ethyl]-biphenyl-4-yl)-2-oxo-oxazolidin-5-(S)-ylmethyl]-acetamide</p>
4203	<p data-bbox="505 1003 1042 1045">N-[3-(2-Fluoro-4'-{[(pyrimidin-5-ylmethyl)-amino]-methyl]-biphenyl-4-yl)-2-oxo-oxazolidin-5-(S)-ylmethyl]-acetamide</p>
4204	<p data-bbox="518 1333 1025 1375">N-(3-{4'-[(Acetyl-[1,2,3]thiazol-4-ylmethyl)-amino]-methyl]-2-fluoro-biphenyl-4-yl}-2-oxo-oxazolidin-5-(S)-ylmethyl)-acetamide</p>
4205	<p data-bbox="518 1579 1020 1621">4'-[5-(S)-(Acetylamino-methyl)-2-oxo-oxazolidin-3-yl]-2'-fluoro-biphenyl-4-carboxylic acid (oxazol-4-ylmethyl)-amide</p>
4206	<p data-bbox="518 1908 1025 1950">N-[3-(2-Fluoro-4'-{[(1,2,4]thiazol-3-ylmethyl)-amino]-methyl]-biphenyl-4-yl)-2-oxo-oxazolidin-5-(S)-ylmethyl]-acetamide</p>

TABLE 2-continued

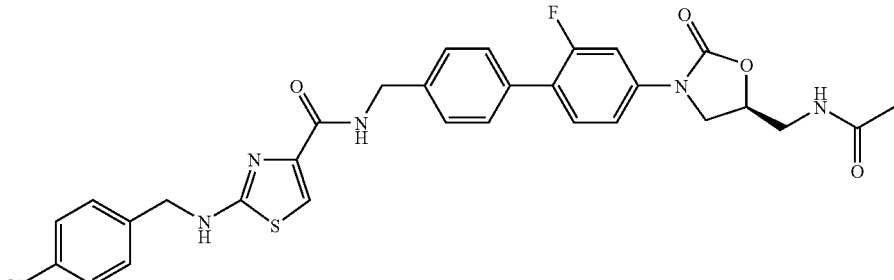
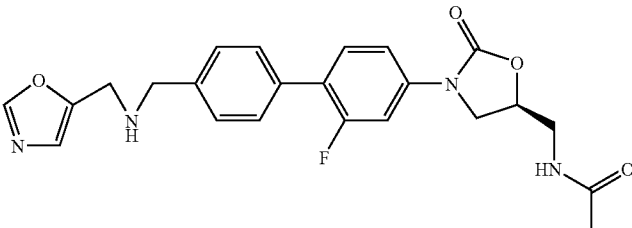
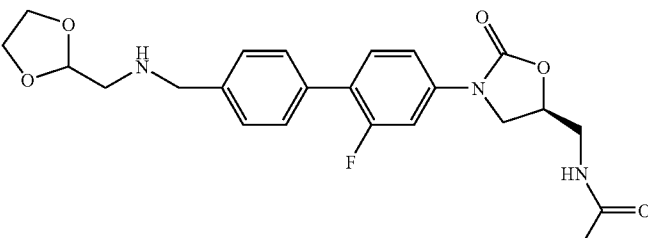
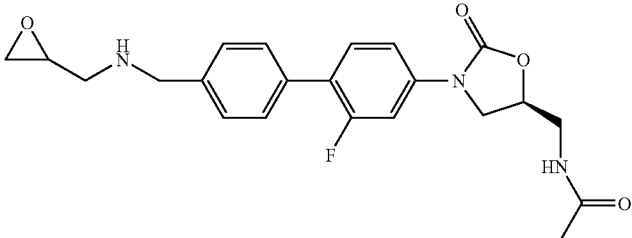
Compound Number	Structure
4207	 <p data-bbox="520 741 1032 808">2-(4-Chloro-benzylamino)-thiazole-4-carboxylic acid {4'-[5-(S)-(acetylamino-methyl)-2-oxo-oxazolidin-3-yl]-2'-fluoro-biphenyl-4-ylmethyl}-amide</p>
4208	 <p data-bbox="508 1129 1035 1176">N-[3-(2-Fluoro-4'-{[(oxazol-5-ylmethyl)-amino]-methyl]-biphenyl-4-yl)-2-oxo-oxazolidin-5-(S)-ylmethyl]-acetamide</p>
4209	 <p data-bbox="525 1518 1019 1564">N-[3-(4'-{[(1,3]Dioxolan-2-ylmethyl)-amino]-methyl}-2-fluoro-biphenyl-4-yl)-2-oxo-oxazolidin-5-(S)-ylmethyl]-acetamide</p>
4210	 <p data-bbox="508 1896 1035 1940">N-(3-[2-Fluoro-4'-[(oxiranylmethyl)-amino]-methyl]-biphenyl-4-yl)-2-oxo-oxazolidin-5-(S)-ylmethyl)-acetamide</p>

TABLE 2-continued

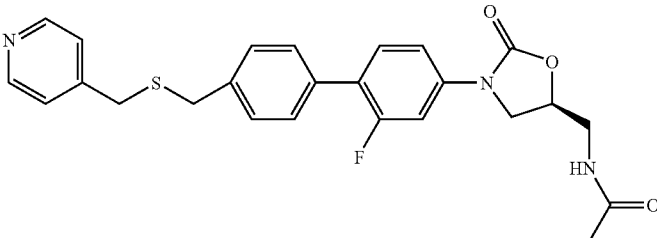
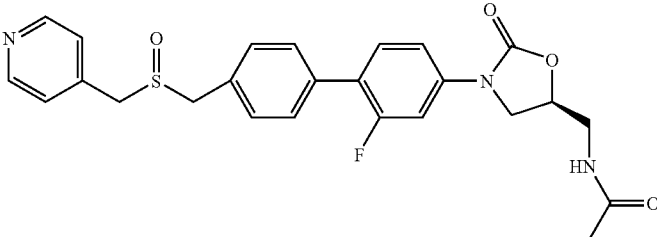
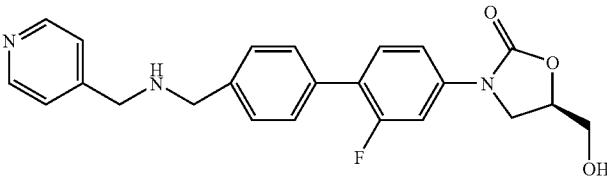
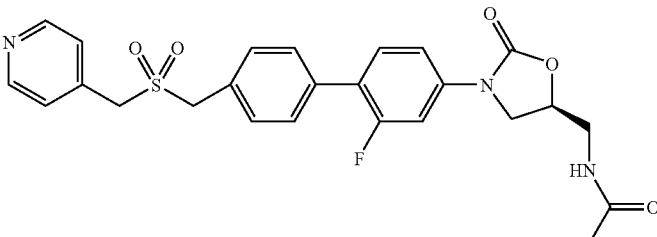
Compound Number	Structure
4211	 <p data-bbox="500 716 1045 762">N-{3-[2-Fluoro-4'-(pyridin-4-ylmethylsulfanylmethyl)-biphenyl-4-yl]-2-oxo-oxazolidin-5-(S)-ylmethyl}-acetamide</p>
4212	 <p data-bbox="500 1140 1045 1182">N-{3-[2-Fluoro-4'-(pyridin-4-ylmethanesulfonylmethyl)-biphenyl-4-yl]-2-oxo-oxazolidin-5-(S)-ylmethyl}-acetamide</p>
4213	 <p data-bbox="508 1497 1037 1539">3-(2-Fluoro-4'-[(pyridin-4-ylmethyl)-amino]-methyl)-biphenyl-4-yl)-5-(R)-hydroxymethyl-oxazolidin-2-one</p>
4214	 <p data-bbox="500 1896 1045 1936">N-{3-[2-Fluoro-4'-(pyridin-4-ylmethanesulfonylmethyl)-biphenyl-4-yl]-2-oxo-oxazolidin-5-(S)-ylmethyl}-acetamide</p>

TABLE 2-continued

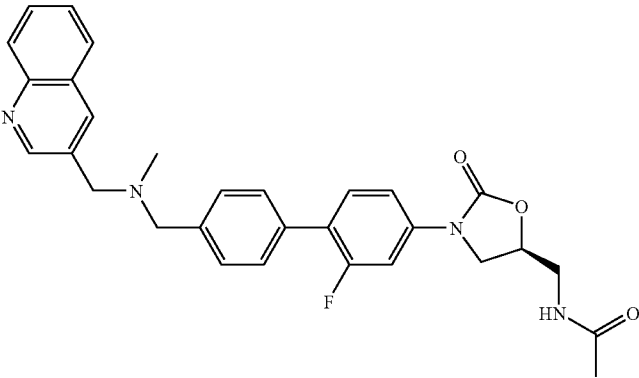
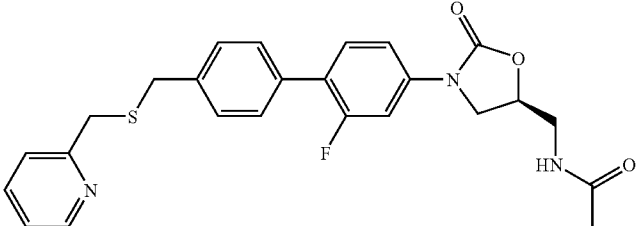
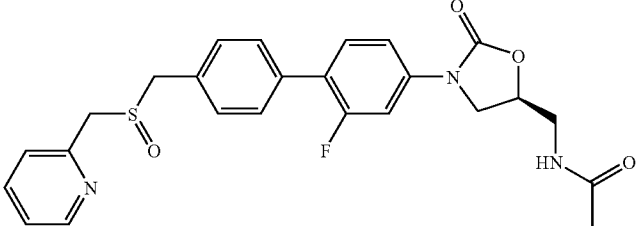
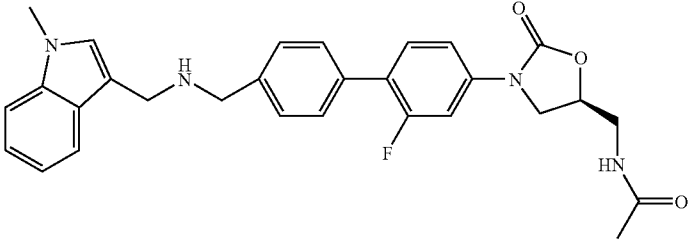
Compound Number	Structure
4215	
N-(3-(2-Fluoro-4'-((methyl-quinolin-3-ylmethyl-amino)-methyl)-biphenyl-4-yl)-2-oxo-oxazolidin-5-(S)-ylmethyl)-acetamide	
4216	
N-(3-[2-Fluoro-4'-(pyridin-2-ylmethylsulfanylmethyl)-biphenyl-4-yl]-2-oxo-oxazolidin-5-(S)-ylmethyl)-acetamide	
4217	
N-(3-[2-Fluoro-4'-(pyridin-2-ylmethanesulfonylmethyl)-biphenyl-4-yl]-2-oxo-oxazolidin-5-(S)-ylmethyl)-acetamide	
4218	
N-(3-(2-Fluoro-4'-((1-methyl-1H-indol-3-ylmethyl)-amino)-methyl)-biphenyl-4-yl)-2-oxo-oxazolidin-5-(S)-ylmethyl)-acetamide	

TABLE 2-continued

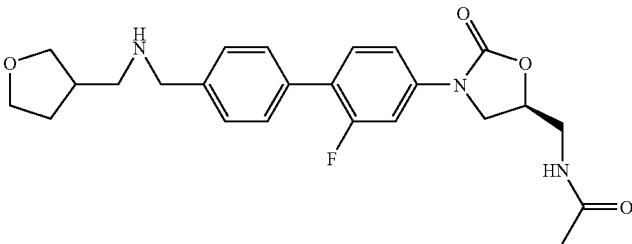
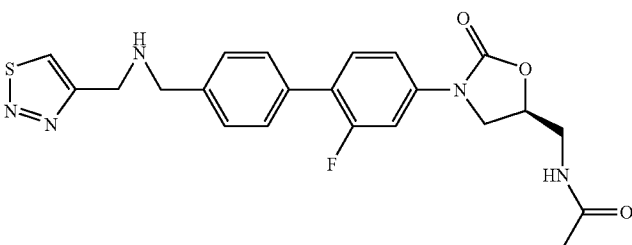
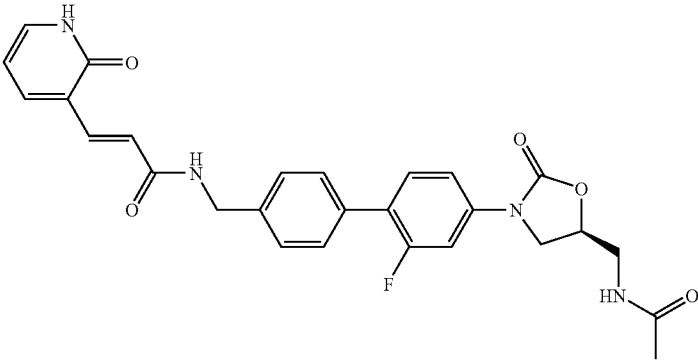
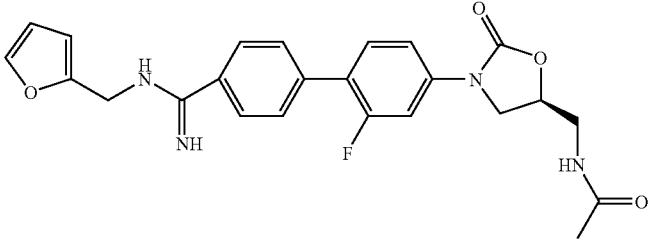
Compound Number	Structure
4219	 <p data-bbox="512 661 1032 714">N-[3-(2-Fluoro-4'-{[(tetrahydro-furan-3-ylmethyl)-amino]-methyl]-biphenyl-4-yl)-2-oxo-oxazolidin-5-(S)-ylmethyl]-acetamide</p>
4220	 <p data-bbox="512 1029 1032 1081">N-[3-(2-Fluoro-4'-{[(thiazole-2-ylmethyl)-amino]-methyl]-biphenyl-4-yl)-2-oxo-oxazolidin-5-(S)-ylmethyl]-acetamide</p>
4221	 <p data-bbox="503 1522 1049 1564">N-[3-(2-Fluoro-4'-{[(thiophen-2-ylmethyl)-amino]-methyl]-biphenyl-4-yl)-2-oxo-oxazolidin-5-(S)-ylmethyl]-acetamide</p>
4222	 <p data-bbox="503 1900 1049 1944">N-[3-(2-Fluoro-4'-{(N-furan-2-ylmethyl)-carbamimidoyl]-biphenyl-4-yl)-2-oxo-oxazolidin-5-(S)-ylmethyl]-acetamide</p>

TABLE 2-continued

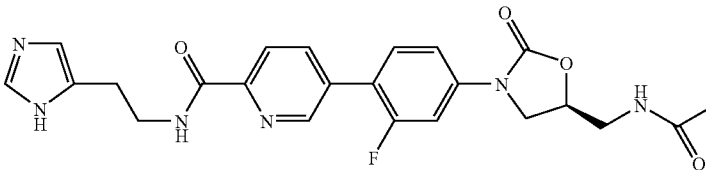
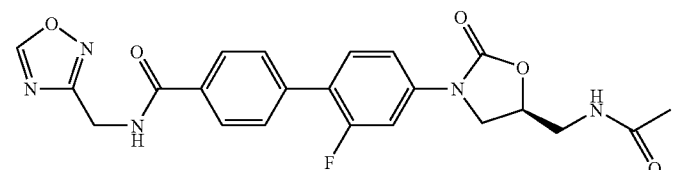
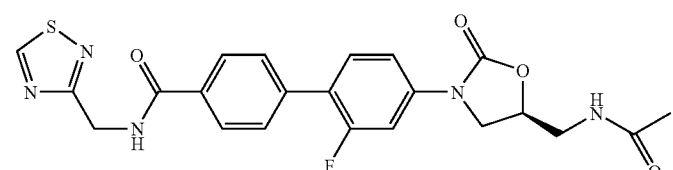
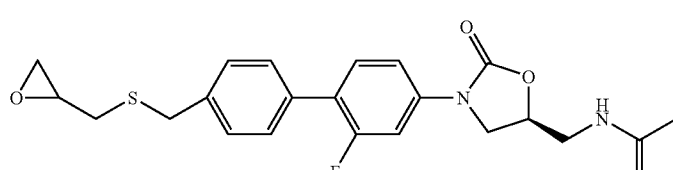
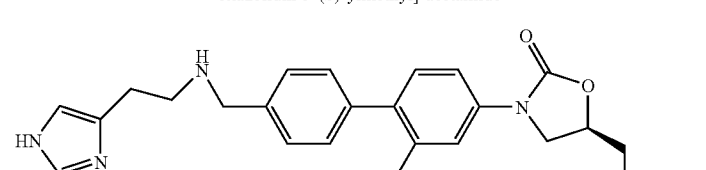
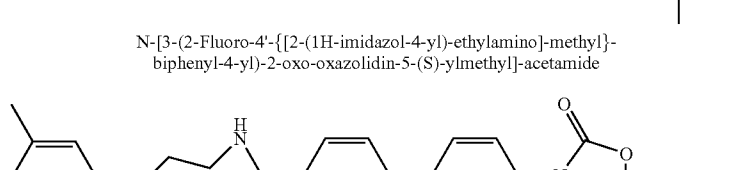
Compound Number	Structure
4223	 <p data-bbox="495 588 1040 640">5-[4-[5-(S)-(Acetylamino-methyl)-2-oxo-oxazolidin-3-yl]-2-fluorophenyl]-pyridine-2-carboxylic acid [2-(3H-imidazol-4-yl)-ethyl]-amide</p>
4224	 <p data-bbox="512 819 1024 871">4'-[5-(S)-(Acetylamino-methyl)-2-oxo-oxazolidin-3-yl]-2'-fluorobiphenyl-4-carboxylic acid [(1,2,4)oxadiazol-3-ylmethyl]-amide</p>
4225	 <p data-bbox="512 1050 1024 1102">4'-[5-(S)-(Acetylamino-methyl)-2-oxo-oxazolidin-3-yl]-2'-fluorobiphenyl-4-carboxylic acid [(1,2,4)thiadiazol-3-ylmethyl]-amide</p>
4226	 <p data-bbox="495 1281 1040 1333">N-[3-(2-Fluoro-4'-oxiranylmethylsulfanylmethyl-biphenyl-4-yl)-2-oxo-oxazolidin-5-(S)-ylmethyl]-acetamide</p>
4227	 <p data-bbox="512 1512 1024 1564">N-[3-(2-Fluoro-4'-{[2-(1H-imidazol-4-yl)-ethylamino]-methyl}-biphenyl-4-yl)-2-oxo-oxazolidin-5-(S)-ylmethyl]-acetamide</p>
4228	 <p data-bbox="495 1743 1040 1795">N-[3-(2-Fluoro-4'-{[2-(5-methyl-3H-indol-3-yl)-ethylamino]-methyl}-biphenyl-4-yl)-2-oxo-oxazolidin-5-(S)-ylmethyl]-acetamide</p>

TABLE 2-continued

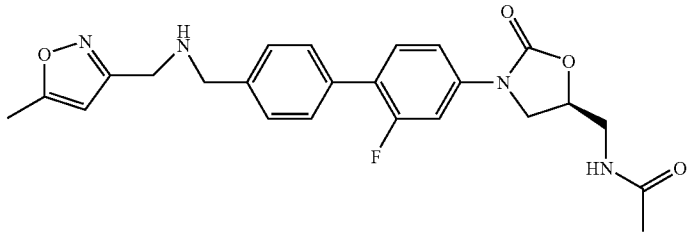
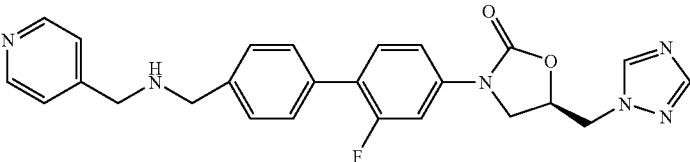
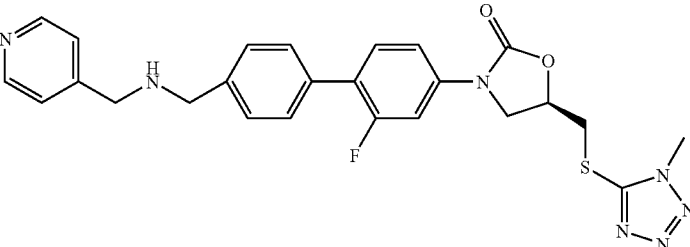
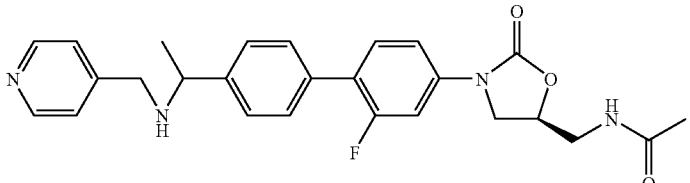
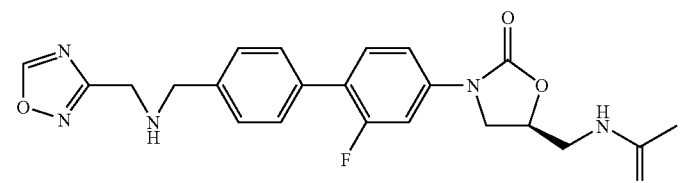
Compound Number	Structure
4229	 <p data-bbox="508 657 1037 701">N-[3-(2-Fluoro-4'-{[(5-methyl-isoxazol-3-ylmethyl)-amino]-methyl]-biphenyl-4-yl)-2-oxo-oxazolidin-5-(S)-ylmethyl]-acetamide</p>
4230	 <p data-bbox="508 951 1037 995">3-(2-Fluoro-4'-{[(pyridin-4-ylmethyl)-amino]-methyl]-biphenyl-4-yl)-5-(R)-[1,2,4]triazol-1-ylmethyl-oxazolidin-2-one</p>
4231	 <p data-bbox="508 1329 1037 1373">3-(2-Fluoro-4'-{[(pyridin-4-ylmethyl)-amino]-methyl]-biphenyl-4-yl)-5-(R)-(1-methyl-1H-tetrazol-5-ylsulfanylmethyl)-oxazolidin-2-one</p>
4232	 <p data-bbox="508 1644 1037 1688">N-[3-(2-Fluoro-4'-{1-(R/S)-[(pyridin-4-ylmethyl)-amino]-ethyl]-biphenyl-4-yl)-2-oxo-oxazolidin-5-(S)-ylmethyl]-acetamide</p>
4233	 <p data-bbox="508 1896 1037 1950">N-[3-(2-Fluoro-4'-{[(1,2,4]oxadiazol-3-ylmethyl)-amino]-methyl]-biphenyl-4-yl)-2-oxo-oxazolidin-5-(S)-ylmethyl]-acetamide</p>

TABLE 2-continued

Compound Number	Structure
4234	<p data-bbox="508 688 1037 737">N-[3-(2-Fluoro-4'-{[(oxazol-4-ylmethyl)-amino]-methyl]-biphenyl-4-yl)-2-oxo-oxazolidin-5-(S)-ylmethyl]-acetamide</p>
4235	<p data-bbox="508 999 1037 1047">N-[3-[3-Fluoro-4-(6-{[(oxazol-4-ylmethyl)-amino]-methyl]-pyridin-3-yl)-phenyl]-2-oxo-oxazolidin-5-(S)-ylmethyl]-acetamide</p>
4236	<p data-bbox="531 1310 1011 1358">N-(3-{2-Fluoro-4'-[N'-(pyridine-4-carbonyl)-hydrazinomethyl]-biphenyl-4-yl}-2-oxo-oxazolidin-5-(S)-ylmethyl)-acetamide</p>
4237	<p data-bbox="531 1577 1011 1625">N-(3-{2-Fluoro-4'-[N'-(pyridine-3-carbonyl)-hydrazinomethyl]-biphenyl-4-yl}-2-oxo-oxazolidin-5-(S)-ylmethyl)-acetamide</p>
4238	<p data-bbox="508 1894 1037 1942">N-[3-(2-Fluoro-4'-{[(oxazol-5-ylmethyl)-amino]-methyl]-biphenyl-4-yl)-2-oxo-oxazolidin-5-(S)-ylmethyl]-acetamide</p>

TABLE 2-continued

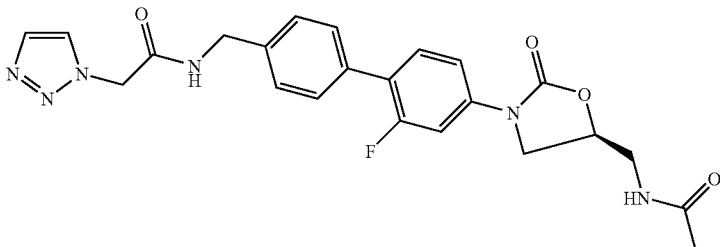
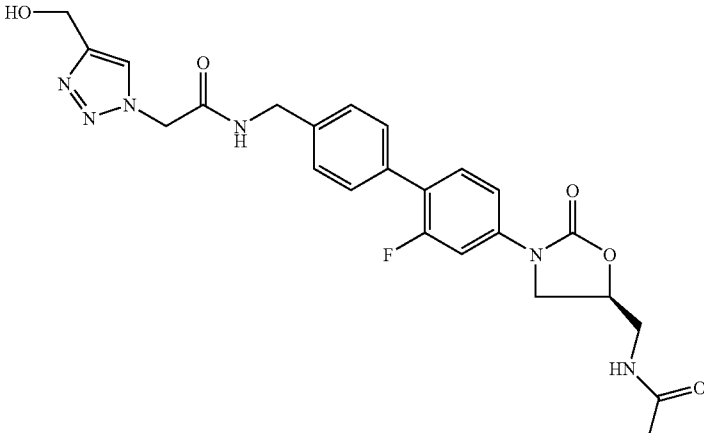
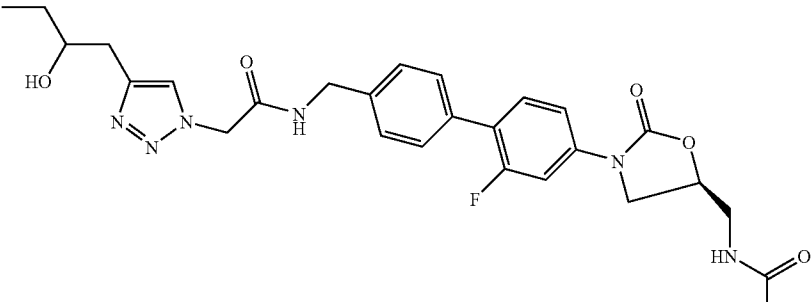
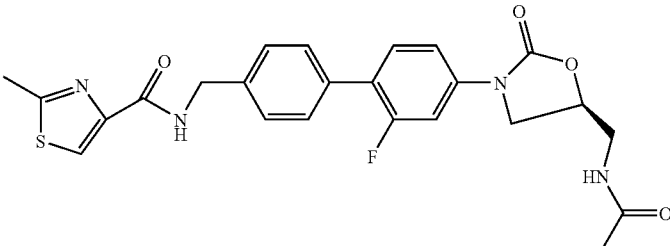
Compound Number	Structure
4239	 <p data-bbox="508 680 1034 722">N-{4'-[5-(S)-(Acetylamino-methyl)-2-oxo-oxazolidin-3-yl]-2'-fluoro-biphenyl-4-ylmethyl}-2-[1,2,3]triazol-1-yl-acetamide</p>
4240	 <p data-bbox="500 1184 1050 1234">N-{4'-[5-(S)-(Acetylamino-methyl)-2-oxo-oxazolidin-3-yl]-2'-fluoro-biphenyl-4-ylmethyl}-2-(4-hydroxymethyl-[1,2,3]triazol-1-yl)-acetamide</p>
4241	 <p data-bbox="488 1575 1058 1625">N-{4'-[5-(S)-(Acetylamino-methyl)-2-oxo-oxazolidin-3-yl]-2'-fluoro-biphenyl-4-ylmethyl}-2-[4-(2-hydroxy-butyl)-[1,2,3]triazol-1-yl]-acetamide</p>
4242	 <p data-bbox="505 1898 1047 1942">2-Methyl-thiazole-4-carboxylic acid {4'-[5-(S)-(acetylamino-methyl)-2-oxo-oxazolidin-3-yl]-2'-fluoro-biphenyl-4-ylmethyl}-amide</p>

TABLE 2-continued

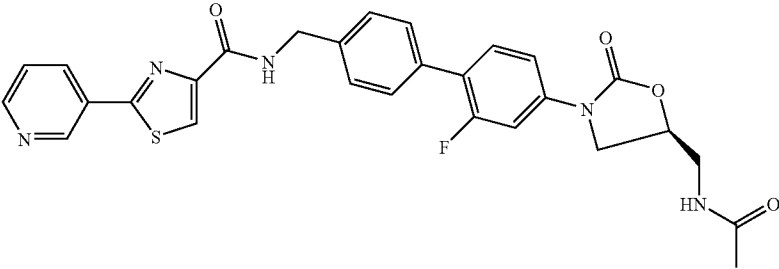
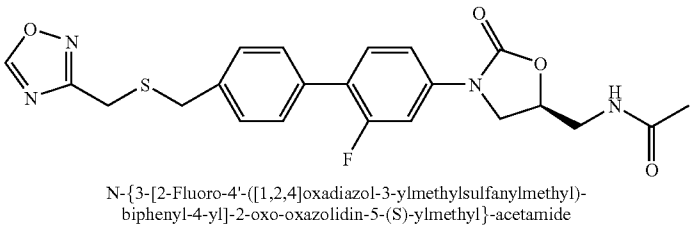
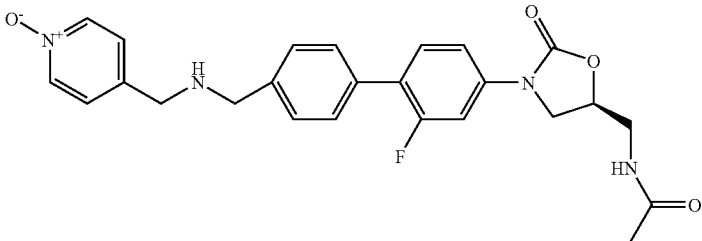
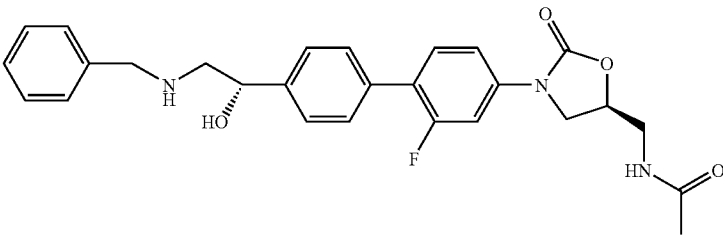
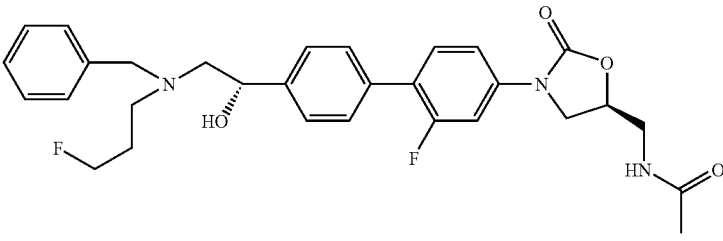
Compound Number	Structure
4243	 <p data-bbox="502 716 1045 758">2-Methyl-thiazole-4-carboxylic acid {4'-[5-(S)-(acetylamino-methyl)-2-oxo-oxazolidin-3-yl]-2'-fluoro-biphenyl-4-ylmethyl}-amide</p>
4244	 <p data-bbox="530 968 1017 1010">N-{3-[2-Fluoro-4'-[(1,2,4)oxadiazol-3-ylmethylsulfanylmethyl]-biphenyl-4-yl]-2-oxo-oxazolidin-5-(S)-ylmethyl}-acetamide</p>
4245	 <p data-bbox="525 1283 1022 1325">N-[3-(2-Fluoro-4'-{[(1-oxy-pyridin-4-ylmethyl)-amino]-methyl}-biphenyl-4-yl)-2-oxo-oxazolidin-5-(S)-ylmethyl]-acetamide</p>
4246	 <p data-bbox="502 1591 1045 1633">N-[3-[4'-(2-Benzylamino-1-(S)-hydroxy-ethyl)-2-fluoro-biphenyl-4-yl]-2-oxo-oxazolidin-5-(S)-ylmethyl]-acetamide</p>
4247	 <p data-bbox="502 1900 1045 1942">N-[3-(4'-{2-[Benzyl-(3-fluoro-propyl)-amino]-1-(S)-hydroxy-ethyl}-2-fluoro-biphenyl-4-yl)-2-oxo-oxazolidin-5-(S)-ylmethyl]-acetamide</p>

TABLE 2-continued

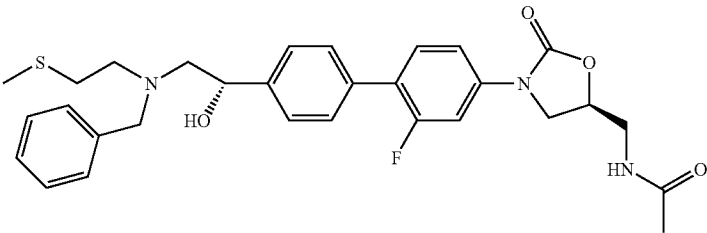
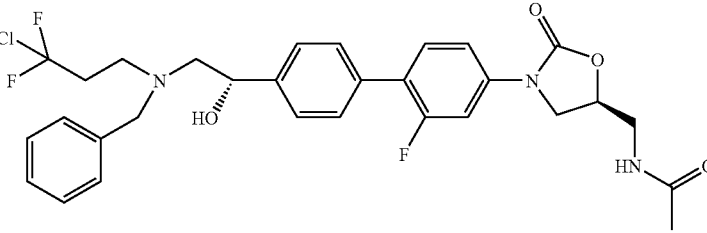
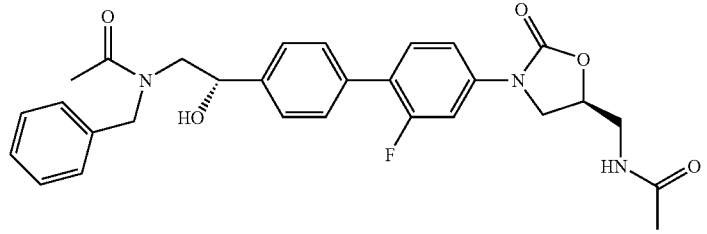
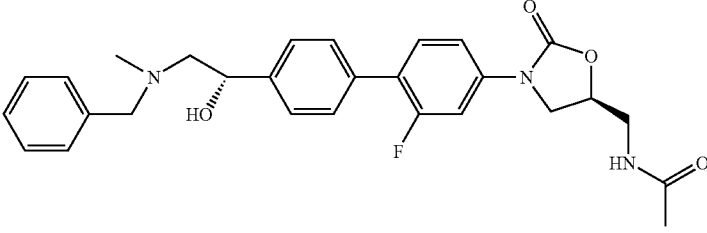
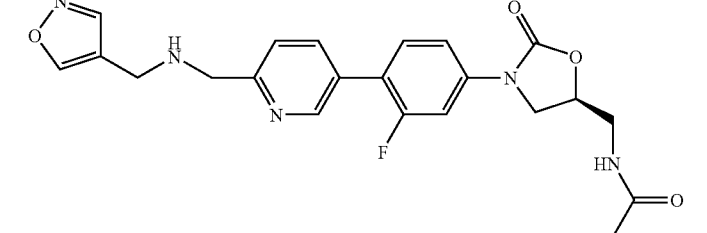
Compound Number	Structure
4248	 <p data-bbox="488 663 1058 709">N-[3-(4'-{2-[Benzyl-(2-methylsulfanyl-ethyl)-amino]-1-(S)-hydroxy-ethyl]-2-fluoro-biphenyl-4-yl}-2-oxo-oxazolidin-5-(S)-ylmethyl]-acetamide</p>
4249	 <p data-bbox="525 961 1017 1031">N-[3-(4'-{2-[Benzyl-(3-chloro-3,3-difluoro-propyl)-amino]-1-(S)-hydroxy-ethyl]-2-fluoro-biphenyl-4-yl}-2-oxo-oxazolidin-5-(S)-ylmethyl]-acetamide</p>
4250	 <p data-bbox="500 1283 1042 1335">N-(2-{4'-[5-(S)-(Acetylamino-methyl)-2-oxo-oxazolidin-3-yl]-2'-fluoro-biphenyl-4-yl}-2-(S)-hydroxy-ethyl)-N-benzyl-acetamide</p>
4251	 <p data-bbox="517 1587 1025 1640">N-(3-{4'-[2-(Benzyl-methyl-amino)-1-(S)-hydroxy-ethyl]-2-fluoro-biphenyl-4-yl}-2-oxo-oxazolidin-5-(S)-ylmethyl)-acetamide</p>
4252	 <p data-bbox="505 1902 1037 1944">N-{3-[3-Fluoro-4-(6-{[(isoxazol-4-ylmethyl)-amino]-methyl]-pyridin-3-yl)-phenyl]-2-oxo-oxazolidin-5-(S)-ylmethyl}-acetamide</p>

TABLE 2-continued

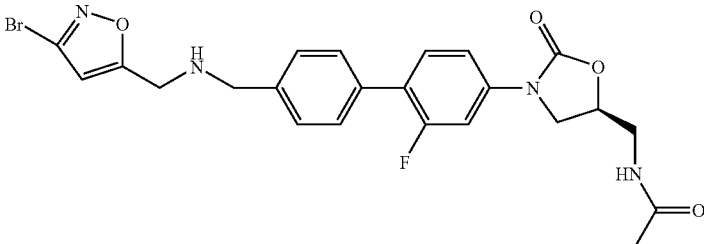
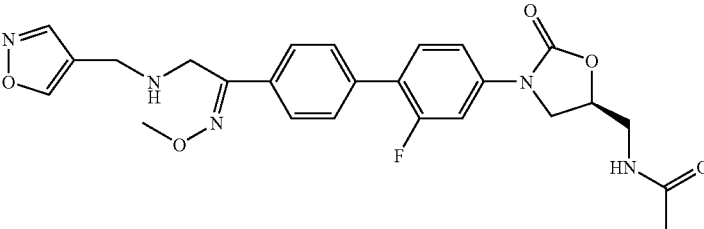
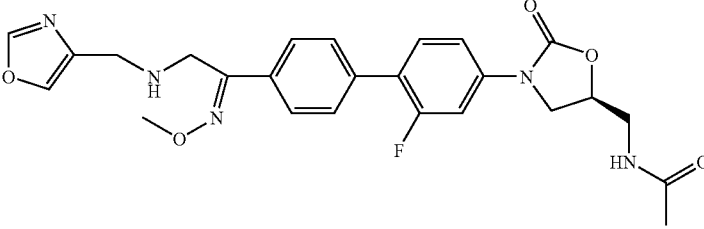
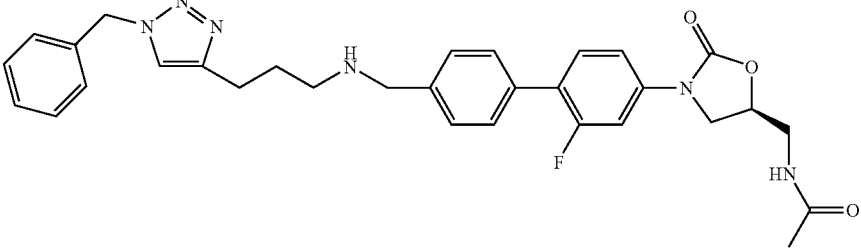
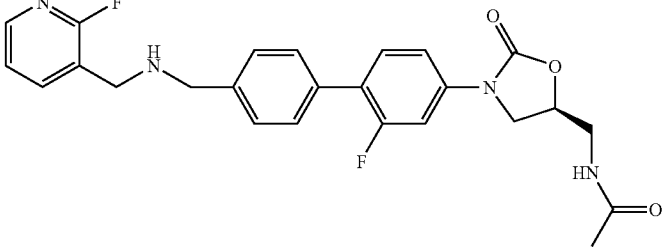
Compound Number	Structure
4253	 <p data-bbox="513 674 1034 716">N-[3-(4'-[[3-Bromo-isoxazol-5-ylmethyl]-amino]-methyl)-2-fluoro-biphenyl-4-yl]-2-oxo-oxazolidin-5-(S)-ylmethyl]-acetamide</p>
4254	 <p data-bbox="513 974 1034 1020">N-[3-(2-Fluoro-4'-{2-[(isoxazol-4-ylmethyl)-amino]-1-methoxyimino-ethyl}-biphenyl-4-yl)-2-oxo-oxazolidin-5-(S)-ylmethyl]-acetamide</p>
4255	 <p data-bbox="513 1278 1034 1325">N-[3-(2-Fluoro-4'-{1-methoxyimino-2-[(oxazol-4-ylmethyl)-amino]-ethyl}-biphenyl-4-yl)-2-oxo-oxazolidin-5-(S)-ylmethyl]-acetamide</p>
4256	 <p data-bbox="513 1604 1034 1650">N-[3-(4'-{[3-(1-Benzyl-1H-[1,2,3]triazol-4-yl)-propylamino]-methyl}-2-fluoro-biphenyl-4-yl)-2-oxo-oxazolidin-5-(S)-ylmethyl]-acetamide</p>
4257	 <p data-bbox="513 1929 1034 1967">N-[3-(2-Fluoro-4'-{[(2-fluoro-pyridin-3-ylmethyl)-amino]-methyl}-biphenyl-4-yl)-2-oxo-oxazolidin-5-(S)-ylmethyl]-acetamide</p>

TABLE 2-continued

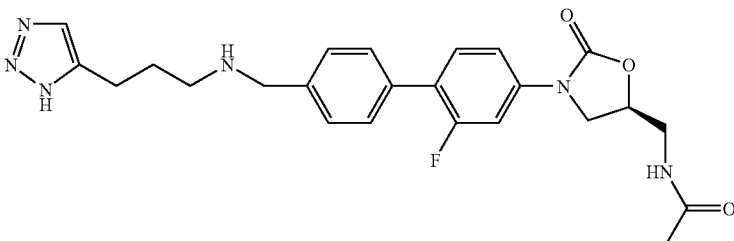
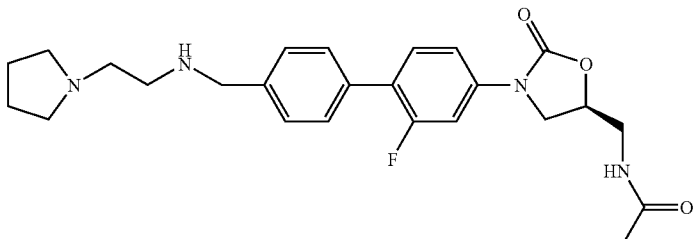
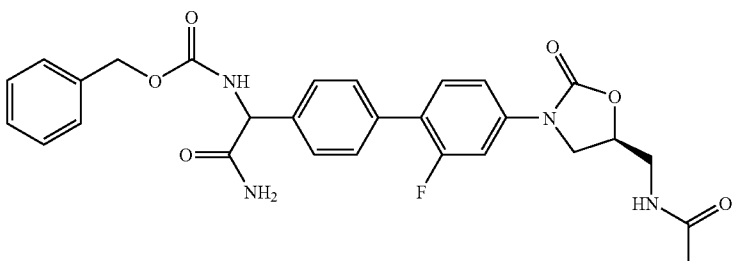
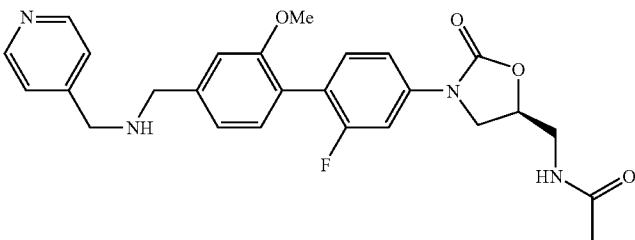
Compound Number	Structure
4258	 <p data-bbox="508 726 1037 768">N-[3-(2-Fluoro-4'-{[3-(3H-[1,2,3]triazol-4-yl)-propylamino]-methyl]-biphenyl-4-yl)-2-oxo-oxazolidin-5-(S)-ylmethyl]-acetamide</p>
4259	 <p data-bbox="505 1110 1037 1152">N-(3-{2-Fluoro-4'-[(2-pyrrolidin-1-yl-ethylamino)-methyl]-biphenyl-4-yl}-2-oxo-oxazolidin-5-(S)-ylmethyl)-acetamide</p>
4260	 <p data-bbox="522 1516 1025 1558">N-[3-(3-Fluoro-4-morpholin-4-yl-phenyl)-2-oxo-oxazolidin-5-(S)-ylmethyl]-3-(5-pyrimidin-2-yl-pyridin-2-yl)-propionamide</p>
4261	 <p data-bbox="505 1900 1039 1938">N-[3-(2-Fluoro-2'-methoxy-4'-{[(pyridin-4-ylmethyl)-amino]-methyl]-biphenyl-4-yl)-2-oxo-oxazolidin-5-(S)-ylmethyl]-acetamide</p>

TABLE 2-continued

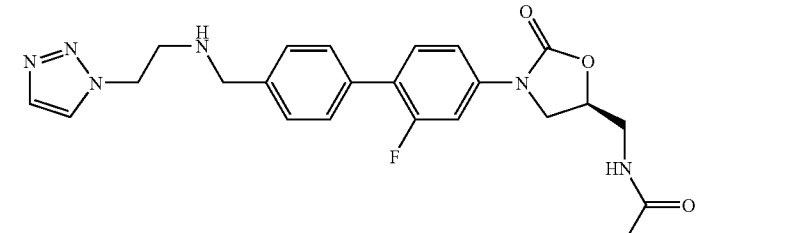
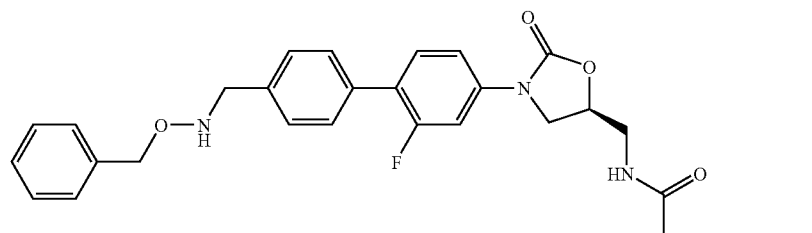
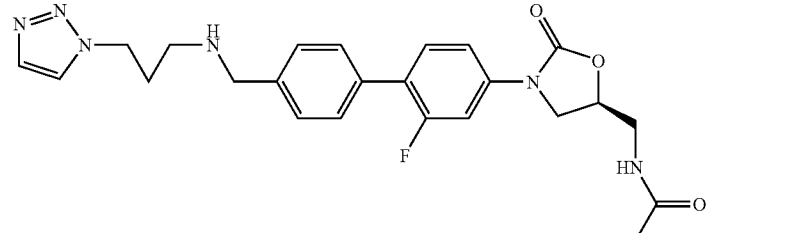
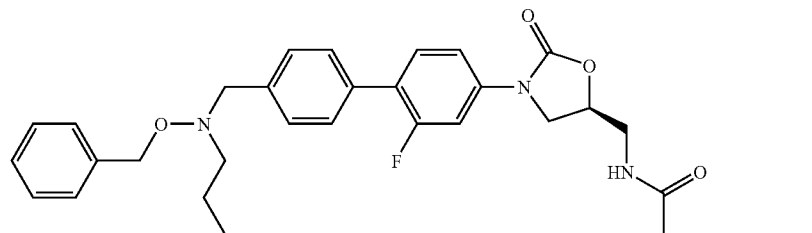
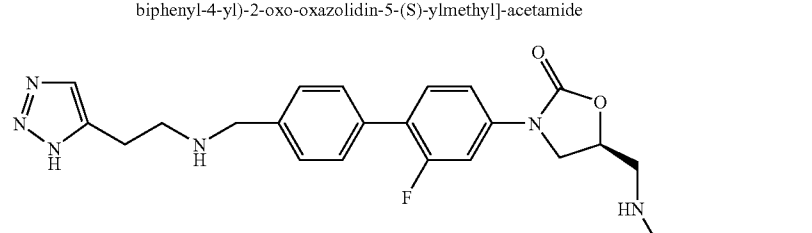
Compound Number	Structure
4262	 <p data-bbox="495 661 1073 714">N-(3-(2-Fluoro-4'-[(2-[1,2,3]triazol-1-yl-ethylamino)-methyl]-biphenyl-4-yl)-2-oxo-oxazolidin-5-(S)-ylmethyl)-acetamide</p>
4263	 <p data-bbox="495 966 1073 1018">N-(3-[4'-(Benzyloxyamino-methyl)-2-fluoro-biphenyl-4-yl]-2-oxo-oxazolidin-5-(S)-ylmethyl)-acetamide</p>
4264	 <p data-bbox="495 1270 1073 1323">N-(3-(2-Fluoro-4'-[(3-[1,2,3]triazol-1-yl-propylamino)-methyl]-biphenyl-4-yl)-2-oxo-oxazolidin-5-(S)-ylmethyl)-acetamide</p>
4265	 <p data-bbox="495 1575 1073 1627">N-(3-(4'-{[Benzyloxy-(3-fluoro-propyl)-amino]-methyl}-2-fluoro-biphenyl-4-yl)-2-oxo-oxazolidin-5-(S)-ylmethyl)-acetamide</p>
4266	 <p data-bbox="495 1890 1073 1967">N-(3-(2-Fluoro-4'-{[2-(3H-[1,2,3]triazol-4-yl)-ethylamino]-methyl]-biphenyl-4-yl)-2-oxo-oxazolidin-5-(S)-ylmethyl)-acetamide</p>

TABLE 2-continued

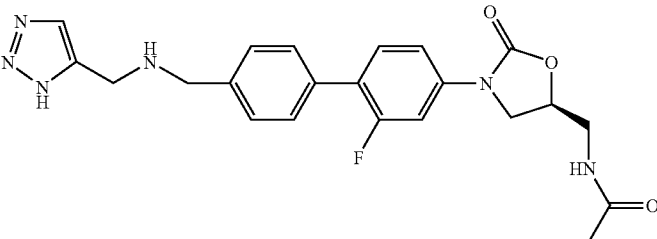
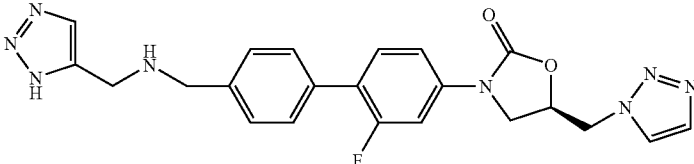
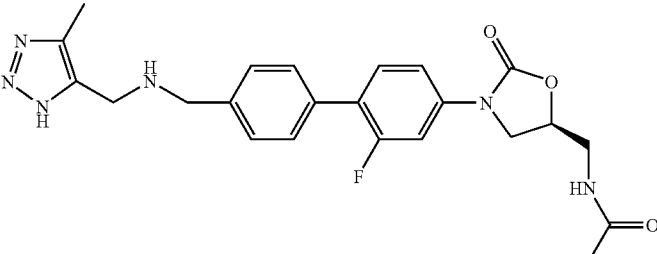
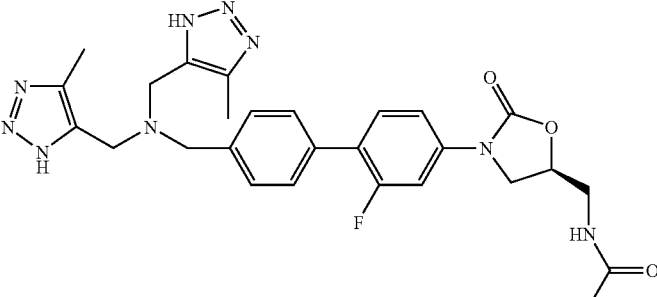
Compound Number	Structure
4267	 <p data-bbox="513 724 1032 766">N-[3-(2-Fluoro-4'-{[(3H-[1,2,3]triazol-4-ylmethyl)-amino]-methyl]-biphenyl-4-yl)-2-oxo-oxazolidin-5-(S)-ylmethyl]-acetamide</p>
4268	 <p data-bbox="530 1039 1015 1081">3-(2-Fluoro-4'-{[(3H-[1,2,3]triazol-4-ylmethyl)-amino]-methyl]-biphenyl-4-yl)-5-(R)-[1,2,3]triazol-1-ylmethyl-oxazolidin-2-one</p>
4269	 <p data-bbox="513 1438 1032 1486">N-[3-(2-Fluoro-4'-{[(5-methyl-3H-[1,2,3]triazol-4-ylmethyl)-amino]-methyl]-biphenyl-4-yl)-2-oxo-oxazolidin-5-(S)-ylmethyl]-acetamide</p>
4270	 <p data-bbox="480 1890 1065 1940">N-[3-(4'-{[Bis-(5-methyl-3H-[1,2,3]triazol-4-ylmethyl)-amino]-methyl]-2-fluoro-biphenyl-4-yl)-2-oxo-oxazolidin-5-(S)-ylmethyl]-acetamide</p>

TABLE 2-continued

Compound Number	Structure
4271	<p data-bbox="475 695 1070 737">N-(3-(2-Fluoro-4'-[N'-(4-methyl-[1,2,3]thiazole-carbonyl)-hydrazinomethyl]-biphenyl-4-yl)-2-oxo-oxazolidin-5-(S)-ylmethyl)-acetamide</p>
4272	<p data-bbox="508 1073 1037 1115">N-[3-(2-Fluoro-4'-{[(3-methyl-3H-[1,2,3]triazol-4-ylmethyl)-amino]-methyl]-biphenyl-4-yl)-2-oxo-oxazolidin-5-(S)-ylmethyl]-acetamide</p>
4273	<p data-bbox="508 1451 1037 1493">N-[3-(2-Fluoro-4'-{[(2-methyl-2H-[1,2,3]triazol-4-ylmethyl)-amino]-methyl]-biphenyl-4-yl)-2-oxo-oxazolidin-5-(S)-ylmethyl]-acetamide</p>
4274	<p data-bbox="508 1892 1037 1934">N-(3-{2-Fluoro-4'-[(3-fluoro-2-[1,2,3]triazol-1-yl-propylamino)-methyl]-biphenyl-4-yl}-2-oxo-oxazolidin-5-(S)-ylmethyl)-acetamide</p>

TABLE 2-continued

Compound Number	Structure
4275	<p data-bbox="508 667 1042 709">N-[3-(2-Fluoro-4'-[2-(4-fluoro-phenyl)-2-(R/S)-hydroxy-ethylamino]-methyl]-biphenyl-4-yl)-2-oxo-oxazolidin-5-(S)-ylmethyl]-acetamide</p>
4276	<p data-bbox="513 976 1037 1018">N-[3-(2-Fluoro-4'-[methyl-(3H-[1,2,3]triazol-4-ylmethyl)-amino]-methyl]-biphenyl-4-yl)-2-oxo-oxazolidin-5-(S)-ylmethyl]-acetamide</p>
4277	<p data-bbox="502 1285 1042 1327">N-[3-[3-Fluoro-4-(6-[[3H-[1,2,3]triazol-4-ylmethyl]-amino]-methyl)-pyridin-3-yl)-phenyl]-2-oxo-oxazolidin-5-(S)-ylmethyl]-acetamide</p>
4278	<p data-bbox="513 1593 1037 1635">N-[3-(2-Fluoro-4'-[[1-(R/S)-(3H-[1,2,3]triazol-4-yl)-ethylamino]-methyl]-biphenyl-4-yl)-2-oxo-oxazolidin-5-(S)-ylmethyl]-acetamide</p>
4279	<p data-bbox="513 1902 1037 1944">N-[3-(2-Fluoro-4'-[[pyrrolidin-2-(R/S)-ylmethyl]-amino]-methyl)-biphenyl-4-yl)-2-oxo-oxazolidin-5-(S)-ylmethyl]-acetamide</p>

TABLE 2-continued

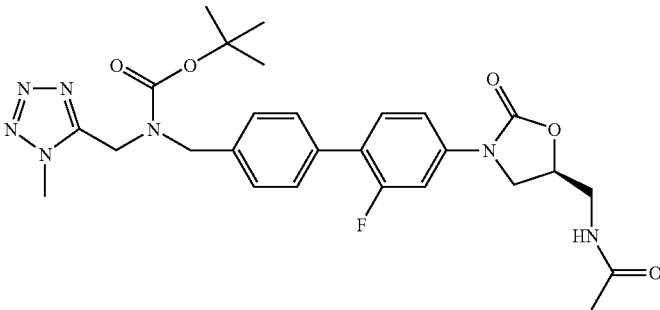
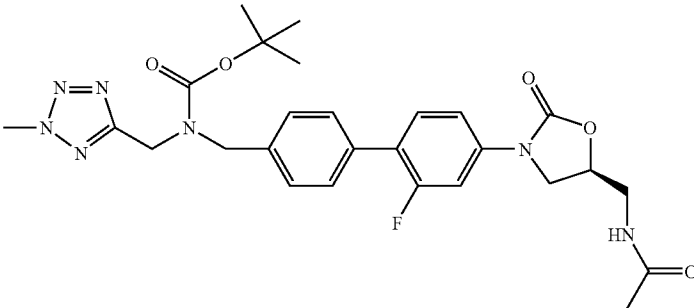
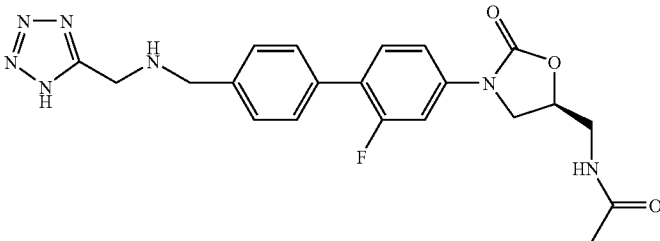
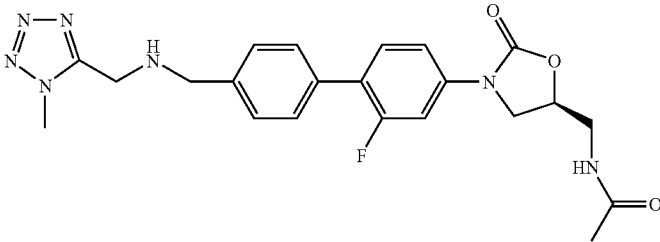
Compound Number	Structure
4280	 <p data-bbox="502 785 1047 848">{4'-[5-(S)-(Acetylamino-methyl)-2-oxo-oxazolidin-3-yl]-2'-fluoro biphenyl-4-ylmethyl}-(1-methyl-1H-tetrazol-5-ylmethyl)-carbamic acid tert-butyl ester</p>
4281	 <p data-bbox="502 1201 1047 1264">{4'-[5-(S)-(Acetylamino-methyl)-2-oxo-oxazolidin-3-yl]-2'-fluoro biphenyl-4-ylmethyl}-(2-methyl-2H-tetrazol-5-ylmethyl)-carbamic acid tert-butyl ester</p>
4282	 <p data-bbox="502 1549 1047 1596">N-[3-(2-Fluoro-4'-{[(1H-tetrazol-5-ylmethyl)amino]-methyl]-biphenyl-4-yl)-2-oxo-oxazolidin-5-(S)-ylmethyl]-acetamide</p>
4283	 <p data-bbox="502 1881 1047 1923">N-[3-(2-Fluoro-4'-{[(1-methyl-1H-tetrazol-5-ylmethyl)amino]-methyl]-biphenyl-4-yl)-2-oxo-oxazolidin-5-(S)-ylmethyl]-acetamide</p>

TABLE 2-continued

Compound Number	Structure
4284	<p data-bbox="513 674 1034 716">N-[3-(2-Fluoro-4'-{[(2-methyl-2H-tetrazol-5-ylmethyl)-amino]-methyl]-biphenyl-4-yl)-2-oxo-oxazolidin-5-(S)-ylmethyl]-acetamide</p>
4285	<p data-bbox="513 984 1034 1026">N-[3-(2-Fluoro-4'-{[(N-hydroxy-pyridine-4-carboximidoyl)-amino]-methyl]-biphenyl-4-yl)-2-oxo-oxazolidin-5-(S)-ylmethyl]-acetamide</p>
4286	<p data-bbox="488 1394 1058 1436">N-[3-(4'-{2-[Benzyl-(2-methanesulfonyl-ethyl)-amino]-1-(S)-hydroxy-ethyl]-2-fluoro-biphenyl-4-yl)-2-oxo-oxazolidin-5-(S)-ylmethyl]-acetamide</p>
4287	<p data-bbox="538 1881 1009 1944">N-[3-(4'-{2-[(1,3-Dioxo-1,3-dihydro-isoindol-2-yl)-ethanesulfonylamino]-methyl]-2-fluoro-biphenyl-4-yl)-2-oxo-oxazolidin-5-(S)-ylmethyl]-acetamide</p>

TABLE 2-continued

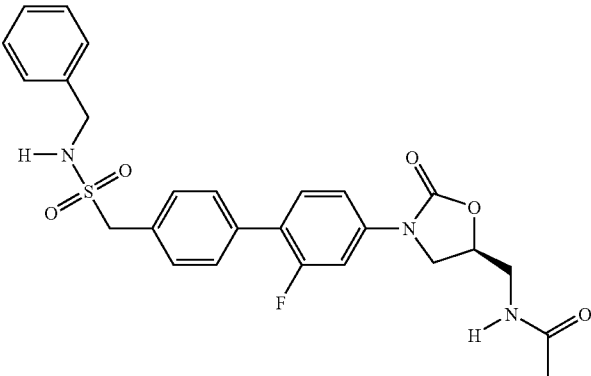
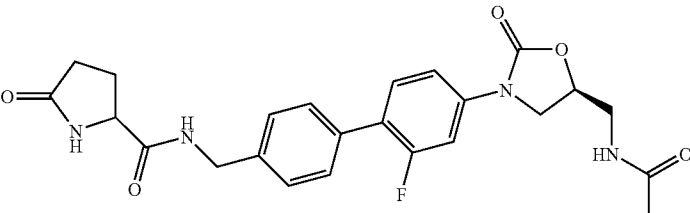
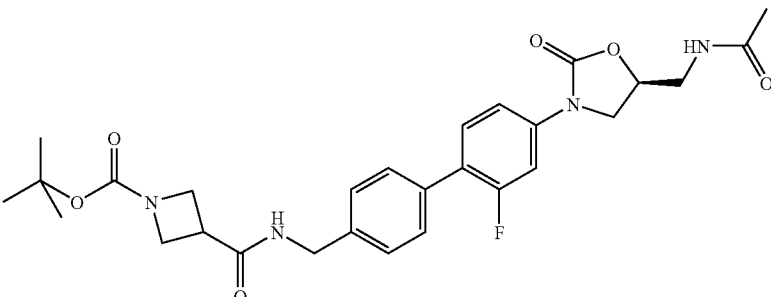
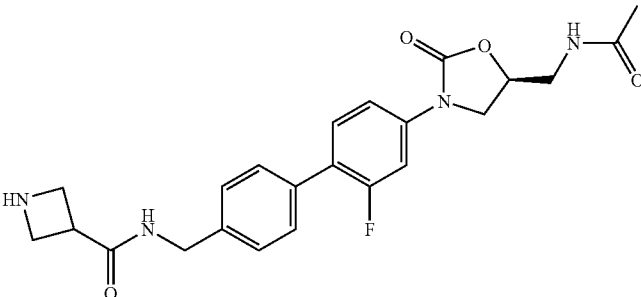
Compound Number	Structure
4288	 <p data-bbox="518 835 987 877">N-{3-[4'-(Benzylsulfamoyl-methyl)-2-fluoro-biphenyl-4-yl]-2-oxo-oxazolidin-5-(S)-ylmethyl}-acetamide</p>
4289	 <p data-bbox="502 1136 1044 1171">5-Oxo-pyrrolidine-2-carboxylic acid {4'-[5-(S)-(acetylamino-methyl)-2-oxo-oxazolidin-3-yl]-2'-fluoro-biphenyl-4-ylmethyl}-amide</p>
4290	 <p data-bbox="484 1514 1063 1556">3-({4'-[5-(S)-(Acetylamino-methyl)-2-oxo-oxazolidin-3-yl]-2'-fluoro-biphenyl-4-ylmethyl}-carbamoyl)-azetidine-1-carboxylic acid tert-butyl ester</p>
4291	 <p data-bbox="517 1892 1029 1938">Azetidine-3-carboxylic acid {4'-[5-(S)-(acetylamino-methyl)-2-oxo-oxazolidin-3-yl]-2'-fluoro-biphenyl-4-ylmethyl}-amide</p>

TABLE 2-continued

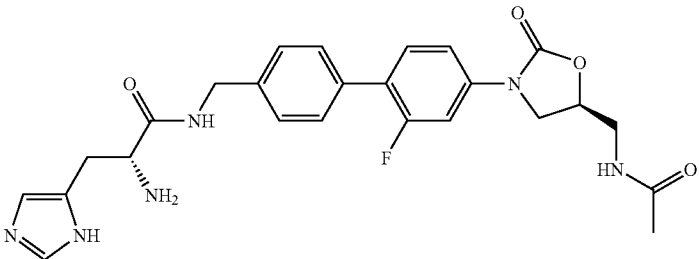
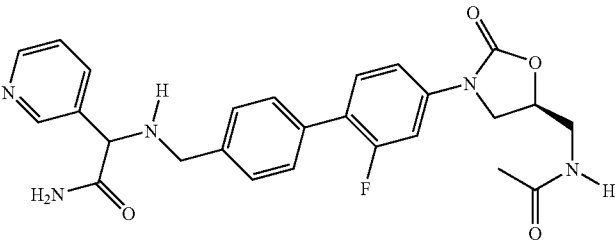
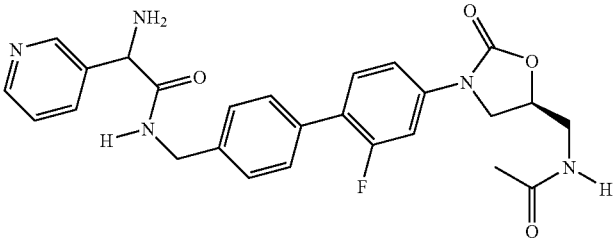
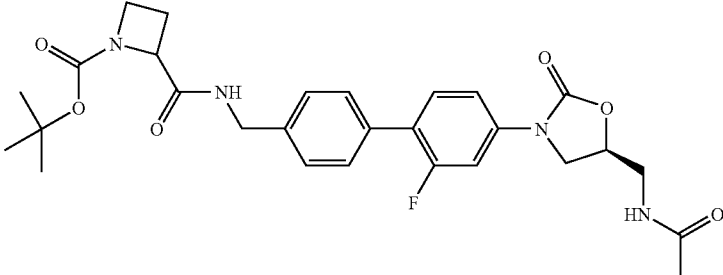
Compound Number	Structure
4292	 <p data-bbox="508 709 1042 751">N-{4'-[5-(S)-(Acetylamino-methyl)-2-oxo-oxazolidin-3-yl]-2'-fluoro-biphenyl-4-ylmethyl}-2-(R)-amino-3-(3H-imidazol-4-yl)-propionamide</p>
4293	 <p data-bbox="508 1087 1042 1136">2-({4'-[5-(S)-(Acetylamino-methyl)-2-oxo-oxazolidin-3-yl]-2'-fluoro-biphenyl-4-ylmethyl}-amino)-2-pyridin-3-yl-acetamide</p>
4294	 <p data-bbox="508 1472 1042 1520">N-{4'-[5-(S)-(Acetylamino-methyl)-2-oxo-oxazolidin-3-yl]-2'-fluoro-biphenyl-4-ylmethyl}-2-amino-2-pyridin-3-yl-acetamide</p>
4295	 <p data-bbox="484 1898 1062 1940">2-({4'-[5-(S)-(Acetylamino-methyl)-2-oxo-oxazolidin-3-yl]-2'-fluoro-biphenyl-4-ylmethyl}-carbamoyl)-azetidine-1-carboxylic acid tert-butyl ester</p>

TABLE 2-continued

Compound Number	Structure
4296	<p data-bbox="515 724 1029 768">Azetidine-2-carboxylic acid {4'-[5-(S)-(acetylamino-methyl)-2-oxo-oxazolidin-3-yl]-2'-fluoro-biphenyl-4-ylmethyl}-amide</p>
4297	<p data-bbox="515 1096 1029 1140">N-{4'-[5-(S)-(Acetylamino-methyl)-2-oxo-oxazolidin-3-yl]-2'-fluoro-biphenyl-4-ylmethyl}-2-(R)-amino-2-(4-fluoro-phenyl)-acetamide</p>
4298	<p data-bbox="464 1480 1083 1524">4-[(4'-[5-(S)-(Acetylamino-methyl)-2-oxo-oxazolidin-3-yl]-2'-fluoro-biphenyl-4-ylmethyl)-amino-methyl]-piperidine-1-carboxylic acid tert-butylester</p>
4299	<p data-bbox="515 1900 1029 1944">N-{3-[2-Fluoro-4'-(1-[1,2,3]thiadiazol-4-ylmethyl)ureidomethyl]-biphenyl-4-yl]-2-oxo-oxazolidin-5-(S)-ylmethyl}-acetamide</p>

TABLE 2-continued

Compound Number	Structure
4300	<p data-bbox="500 684 1042 730">N-(3-{4'-[(Cyclopropylmethyl-amino)-methyl]-2-fluoro-biphenyl-4-yl}-2-oxo-oxazolidin-5-(S)-ylmethyl)-acetamide</p>
4301	<p data-bbox="518 1052 1025 1115">4-(R)-Hydroxy-pyrrolidine-2-(S)-carboxylic acid {4'-[5-(S)-(acetylamino-methyl)-2-oxo-oxazolidin-3-yl]-2'-fluoro-biphenyl-4-ylmethyl}-amide</p>
4302	<p data-bbox="508 1507 1030 1556">N-{4'-[5-(S)-(Acetylamino-methyl)-2-oxo-oxazolidin-3-yl]-2'-fluoro-biphenyl-4-ylmethyl}-2-(S)-amino-3-pyridin-2-yl-propionamide</p>
4303	<p data-bbox="500 1881 1042 1944">[1-(S)-({4'-[5-(S)-(Acetylamino-methyl)-2-oxo-oxazolidin-3-yl]-2'-fluoro-biphenyl-4-ylmethyl}-carbamoyl)-2-pyridin-2-yl-ethyl]-carbamic acid tert-butyl ester</p>

TABLE 2-continued

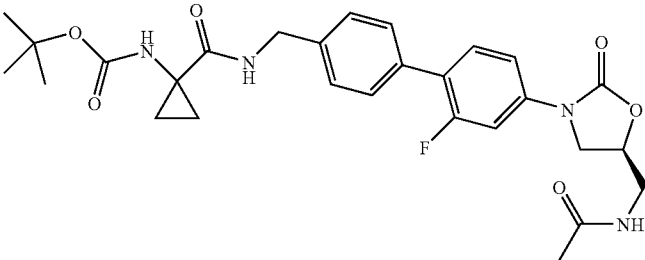
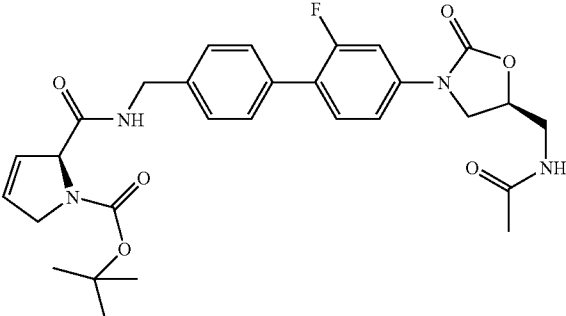
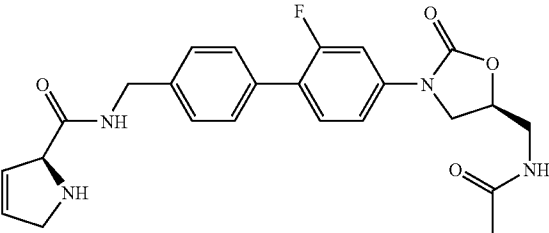
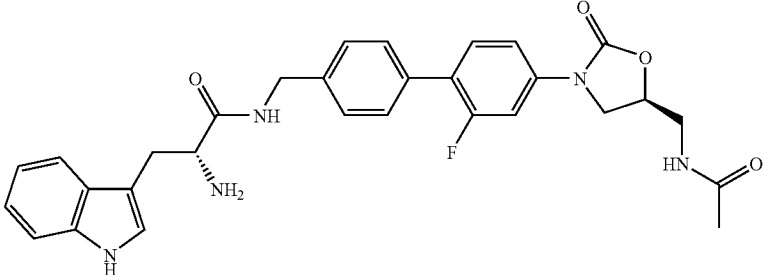
Compound Number	Structure
4304	 <p data-bbox="480 699 1063 743">[1-({4'-[5-(S)-(Acetylamino-methyl)-2-oxo-oxazolidin-3-yl]-2'-fluoro-biphenyl-4-ylmethyl}-carbamoyl)-cyclopropyl]-carbamic acid tert-butyl ester</p>
4305	 <p data-bbox="505 1150 1042 1220">2-({4'-[5-(S)-(Acetylamino-methyl)-2-oxo-oxazolidin-3-yl]-2'-fluoro-biphenyl-4-ylmethyl}-carbamoyl)-2,5-dihydro-pyrrole-1-(S)-carboxylic acid tert-butylester</p>
4306	 <p data-bbox="505 1545 1042 1591">2,5-Dihydro-1H-pyrrole-2-(S)-carboxylic acid {4'-[5-(S)-(acetylamino-methyl)-2-oxo-oxazolidin-3-yl]-2'-fluoro-biphenyl-4-ylmethyl}-amide</p>
4307	 <p data-bbox="513 1898 1034 1942">N-{4'-[5-(S)-(Acetylamino-methyl)-2-oxo-oxazolidin-3-yl]-2'-fluoro-biphenyl-4-ylmethyl}-2-(R)-amino-3-(1H-indol-3-yl)-propionamide</p>

TABLE 2-continued

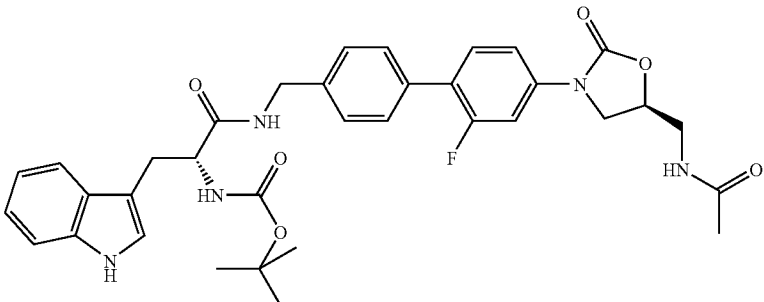
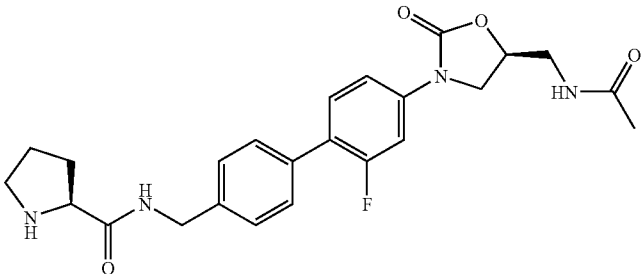
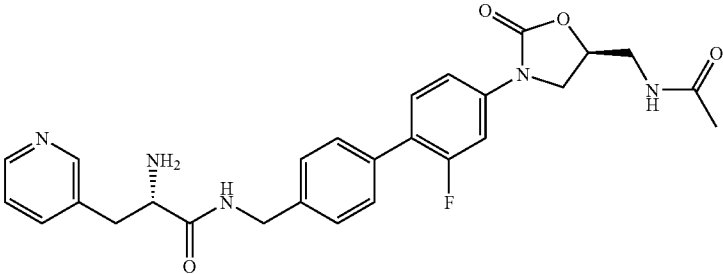
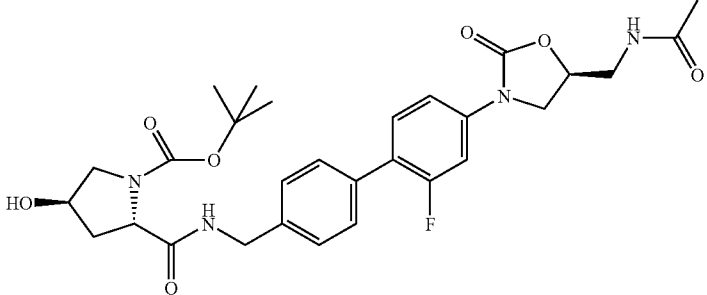
Compound Number	Structure
4308	 <p data-bbox="517 766 1034 831">[1-(R)-({4'-[5-(S)-(Acetylamino-methyl)-2-oxo-oxazolidin-3-yl]-2'-fluoro-biphenyl-4-ylmethyl}-carbamoyl)-2-(1H-indol-3-yl)-ethyl]-carbamic acid tert-butyl ester</p>
4309	 <p data-bbox="517 1144 1034 1188">Pyrididine-2-(S)-carboxylic acid {4'-[5-(S)-(acetylamino-methyl)-2-oxo-oxazolidin-3-yl]-2'-fluoro-biphenyl-4-ylmethyl}-amide</p>
4310	 <p data-bbox="517 1501 1034 1545">N-{4'-[5-(S)-(Acetylamino-methyl)-2-oxo-oxazolidin-3-yl]-2'-fluoro-biphenyl-4-ylmethyl}-2-(R)-amino-3-pyridin-3-yl-propionamide</p>
4311	 <p data-bbox="517 1879 1034 1938">2-({4'-[5-(S)-(Acetylamino-methyl)-2-oxo-oxazolidin-3-yl]-2'-fluoro-biphenyl-4-ylmethyl}-carbamoyl)-4-(R)-hydroxy-pyrrolidine-1-(S)-carboxylic acid tert-butyl ester</p>

TABLE 2-continued

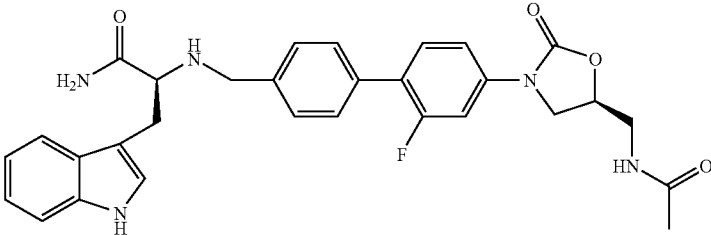
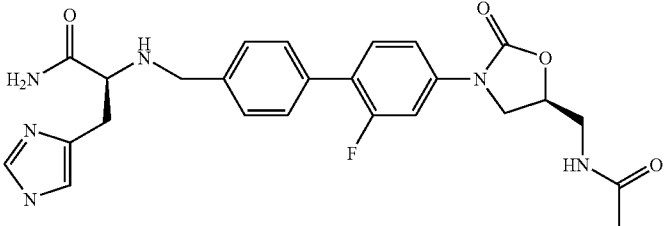
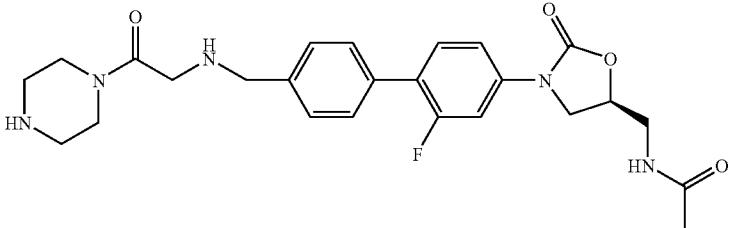
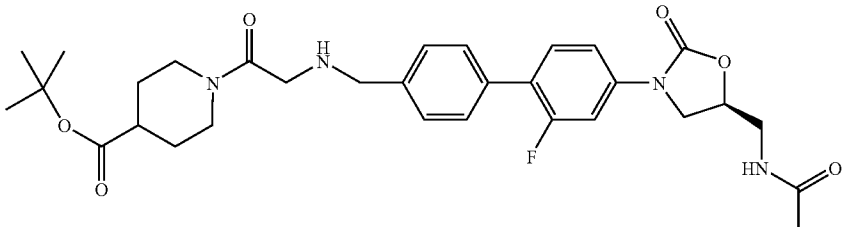
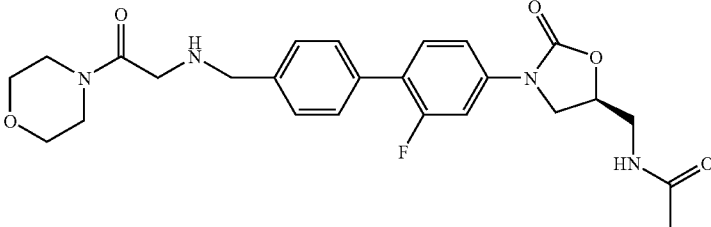
Compound Number	Structure
4312	 <p data-bbox="513 667 1037 709">2-({4'-[5-(S)-(Acetylamino-methyl)-2-oxo-oxazolidin-3-yl]-2'-fluoro-biphenyl-4-ylmethyl}-amino)-3-(S)-(1H-indol-3-yl)-propionamide</p>
4313	 <p data-bbox="513 968 1037 1010">2-({4'-[5-(S)-(Acetylamino-methyl)-2-oxo-oxazolidin-3-yl]-2'-fluoro-biphenyl-4-ylmethyl}-amino)-3-(1H-imidazol-4-yl)-propionamide</p>
4314	 <p data-bbox="513 1268 1037 1310">N-(3-{2-Fluoro-4'-[(2-oxo-2-piperazin-1-yl-ethylamino)-methyl]-biphenyl-4-yl}-2-oxo-oxazolidin-5-(S)-ylmethyl)-acetamide</p>
4315	 <p data-bbox="513 1568 1037 1640">4-[2-({4'-[5-(S)-(Acetylamino-methyl)-2-oxo-oxazolidin-3-yl]-2'-fluoro-biphenyl-4-ylmethyl}-amino)-acetyl]-piperazine-1-carboxylic acid tert-butyl ester</p>
4316	 <p data-bbox="513 1898 1037 1940">N-(3-{2-Fluoro-4'-[(2-morpholin-4-yl-2-oxo-ethylamino)-methyl]-biphenyl-4-yl}-2-oxo-oxazolidin-5-(S)-ylmethyl)-acetamide</p>

TABLE 2-continued

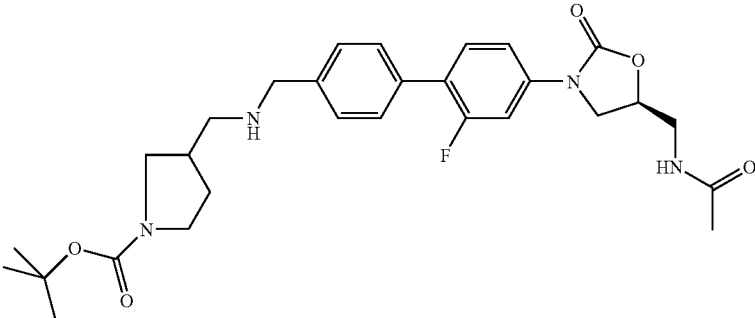
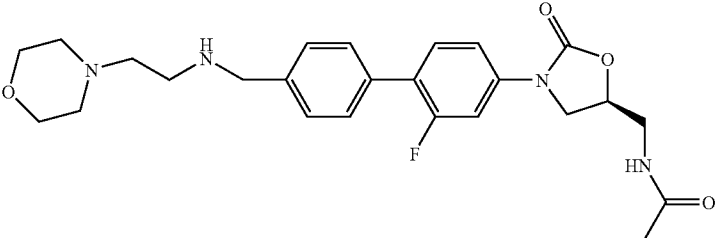
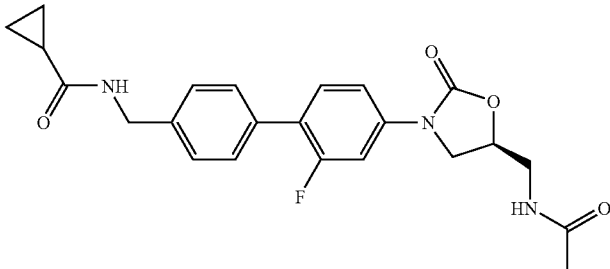
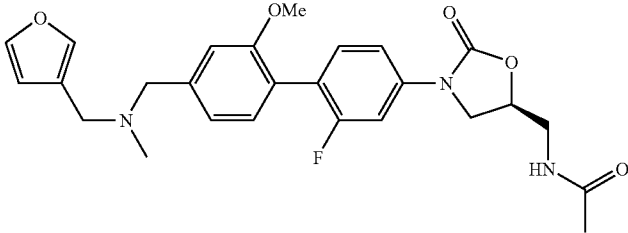
Compound Number	Structure
4317	 <p data-bbox="508 743 1037 806">3-[(4'-[5-(S)-(Acetylamino-methyl)-2-oxo-oxazolidin-3-yl]-2'-fluoro-biphenyl-4-ylmethyl]-amino)-methyl]-pyrrolidine-1-carboxylic acid tert-butyl ester</p>
4318	 <p data-bbox="502 1136 1042 1178">N-(3-{2-Fluoro-4'-[(2-morpholin-4-yl-ethylamino)-methyl]-biphenyl-4-yl}-2-oxo-oxazolidin-5-(S)-ylmethyl)-acetamide</p>
4319	 <p data-bbox="508 1535 1034 1577">Cyclopropanecarboxylic acid {4'-[5-(S)-(acetylamino-methyl)-2-oxo-oxazolidin-3-yl]-2'-fluoro-biphenyl-4-ylmethyl}-amide</p>
4320	 <p data-bbox="508 1902 1037 1944">N-(3-{2-Fluoro-4'-[(furan-3-ylmethyl-methyl-amino)-methyl]-2'-methoxy-biphenyl-4-yl}-2-oxo-oxazolidin-5-(S)-ylmethyl)-acetamide</p>

TABLE 2-continued

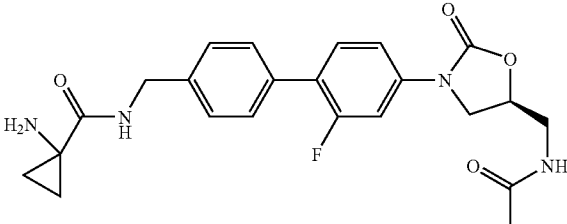
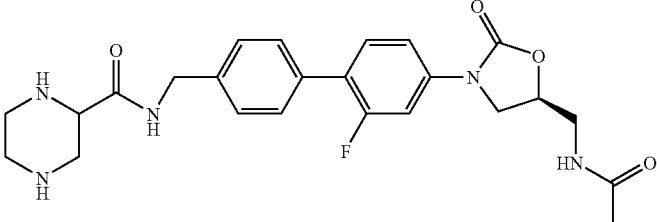
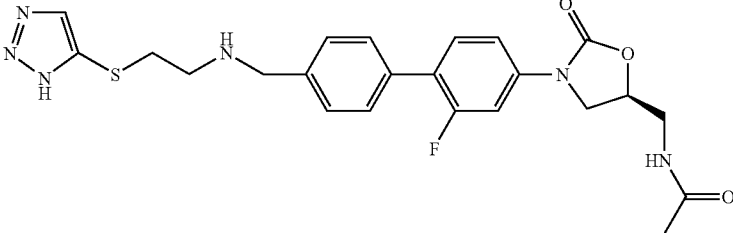
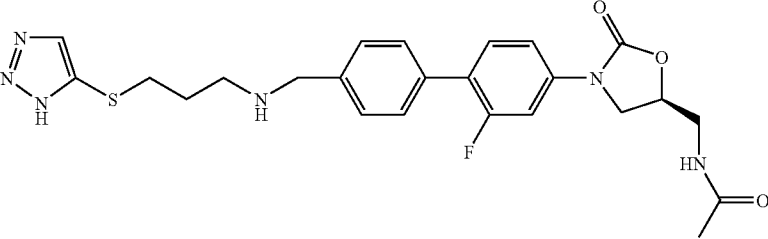
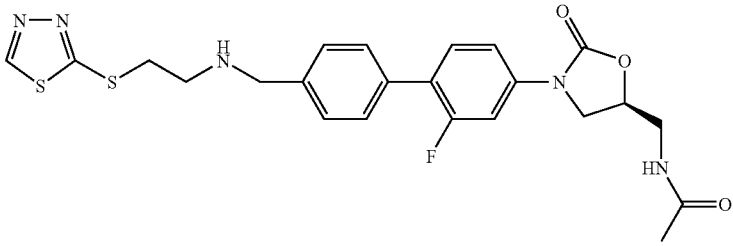
Compound Number	Structure
4321	 <p data-bbox="503 661 1049 709">1-Amino-cyclopropanecarboxylic acid {4'-[5-(S)-(acetylamino-methyl)-2-oxo-oxazolidin-3-yl]-2'-fluoro-biphenyl-4-ylmethyl}-amide</p>
4322	 <p data-bbox="503 966 1049 1014">Piperazine-2-(R/S)-carboxylic acid {4'-[5-(S)-(acetylamino-methyl)-2-oxo-oxazolidin-3-yl]-2'-fluoro-biphenyl-4-ylmethyl}-amide</p>
5001	 <p data-bbox="512 1276 1037 1323">N-[3-(2-Fluoro-4'-{[2-(3H-[1,2,3]triazol-4-ylsulfanyl)-ethylamino]-methyl}-biphenyl-4-yl)-2-oxo-oxazolidin-5-(S)-ylmethyl]-acetamide</p>
5002	 <p data-bbox="512 1591 1037 1631">N-[3-(2-Fluoro-4'-{[3-(3H-[1,2,3]triazol-4-ylsulfanyl)-propylamino]-methyl}-biphenyl-4-yl)-2-oxo-oxazolidin-5-(S)-ylmethyl]-acetamide</p>
5003	 <p data-bbox="512 1906 1037 1944">N-[3-(2-Fluoro-4'-{[2-([1,3,4]thiadiazol-2-ylsulfanyl)-ethylamino]-methyl}-biphenyl-4-yl)-2-oxo-oxazolidin-5-(S)-ylmethyl]-acetamide</p>

TABLE 2-continued

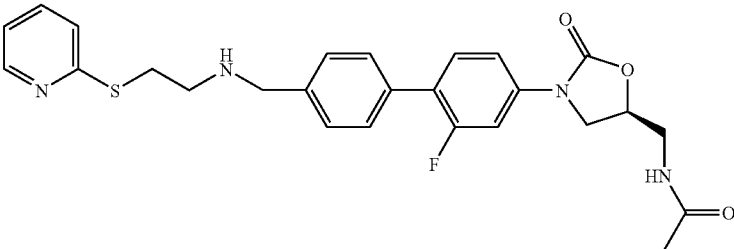
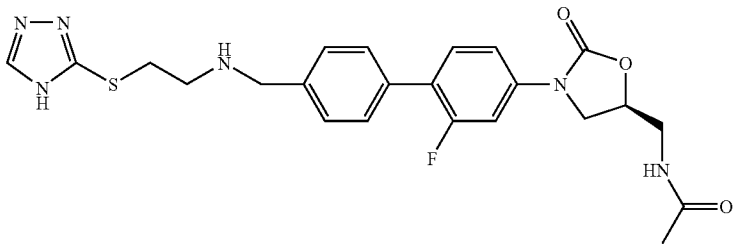
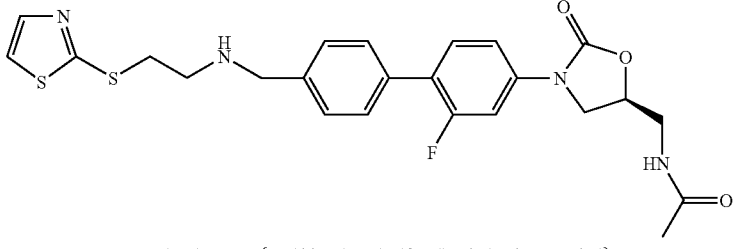
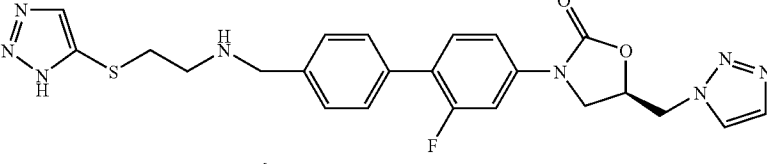
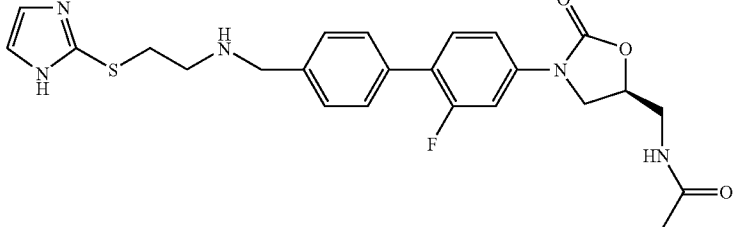
Compound Number	Structure
5004	 <p data-bbox="518 699 1025 743">N-[3-(2-Fluoro-4'-{2-(pyridin-2-ylsulfanyl)-ethylamino]-methyl}-biphenyl-4-yl)-2-oxo-oxazolidin-5-(S)-ylmethyl]-acetamide</p>
5005	 <p data-bbox="518 1024 1025 1068">N-[3-(2-Fluoro-4'-{2-(4H-[1,2,4]triazol-3-ylsulfanyl)-ethylamino]-methyl)-biphenyl-4-yl)-2-oxo-oxazolidin-5-(S)-ylmethyl]-acetamide</p>
5006	 <p data-bbox="518 1350 1025 1394">N-[3-(2-Fluoro-4'-{2-(thiazol-2-ylsulfanyl)-ethylamino]-methyl)-biphenyl-4-yl)-2-oxo-oxazolidin-5-(S)-ylmethyl]-acetamide</p>
5007	 <p data-bbox="518 1591 1025 1635">3-(2-Fluoro-4'-{2-(3H-[1,2,3]triazol-4-ylsulfanyl)-ethylamino]-methyl)-biphenyl-4-yl)-5-(R)-[1,2,3]triazol-1-ylmethyl-oxazolidin-2-one</p>
5008	 <p data-bbox="518 1896 1025 1940">N-[3-(2-Fluoro-4'-{2-(1H-imidazol-2-ylsulfanyl)-ethylamino]-methyl)-biphenyl-4-yl)-2-oxo-oxazolidin-5-(S)-ylmethyl]-acetamide</p>

TABLE 2-continued

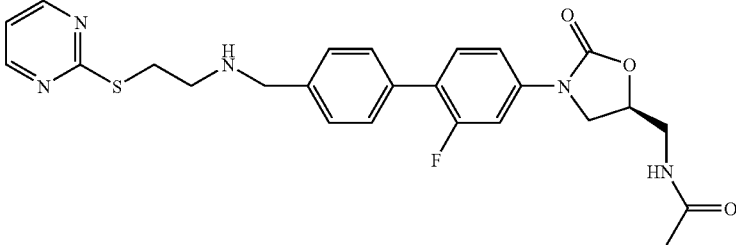
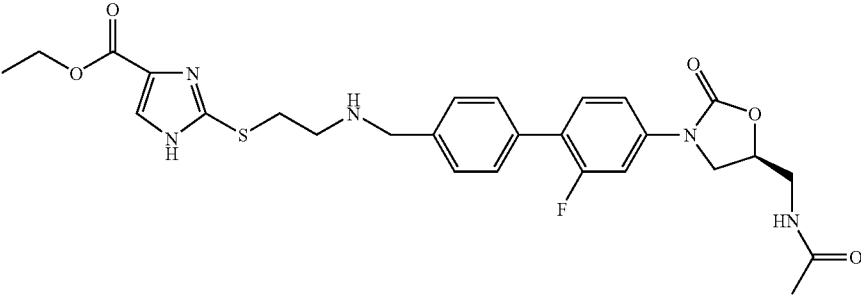
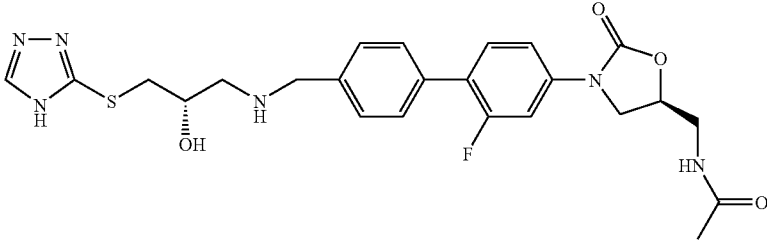
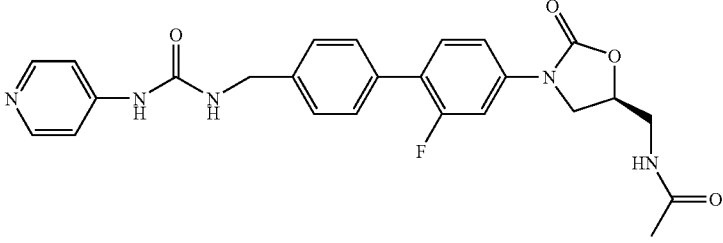
Compound Number	Structure
5009	 <p data-bbox="508 680 1037 722">N-[3-(2-Fluoro-4'-{[2-(pyrimidin-2-ylsulfanyl)-ethylamino]-methyl}-biphenyl-4-yl)-2-oxo-oxazolidin-5-(S)-ylmethyl]-acetamide</p>
5010	 <p data-bbox="513 1110 1034 1171">2-[2-({4'-[5-(S)-(Acetylamino-methyl)-2-oxo-oxazolidin-3-yl]-2'-fluoro-biphenyl-4-ylmethyl}-amino)-ethylsulfanyl]-1H-imidazole-4-carboxylic acid ethyl ester</p>
5011	 <p data-bbox="505 1509 1042 1570">N-[3-(2-Fluoro-4'-{[2-(S)-(hydroxy-3-(4H-[1,2,4]triazol-3-ylsulfanyl)-propylamino]-methyl}-biphenyl-4-yl)-2-oxo-oxazolidin-5-(S)-ylmethyl]-acetamide</p>
5012	 <p data-bbox="508 1908 1037 1944">N-[3-(2-Fluoro-4'-{[3-(pyridin-4-yl-ureido)-methyl]-biphenyl-4-yl)-2-oxo-oxazolidin-5-(S)-ylmethyl]-acetamide</p>

TABLE 2-continued

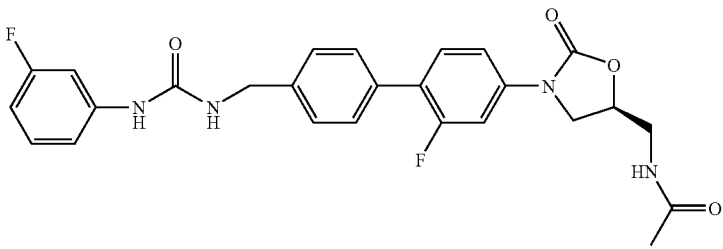
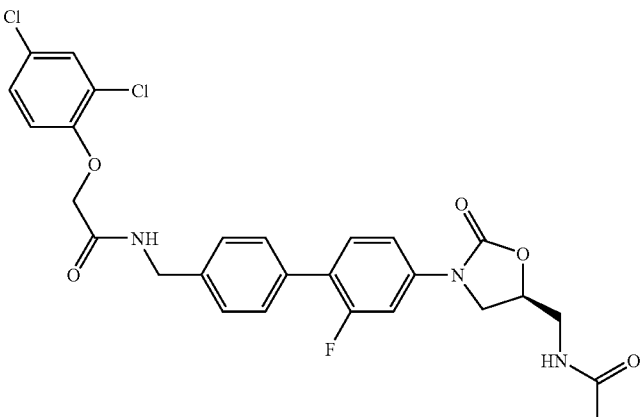
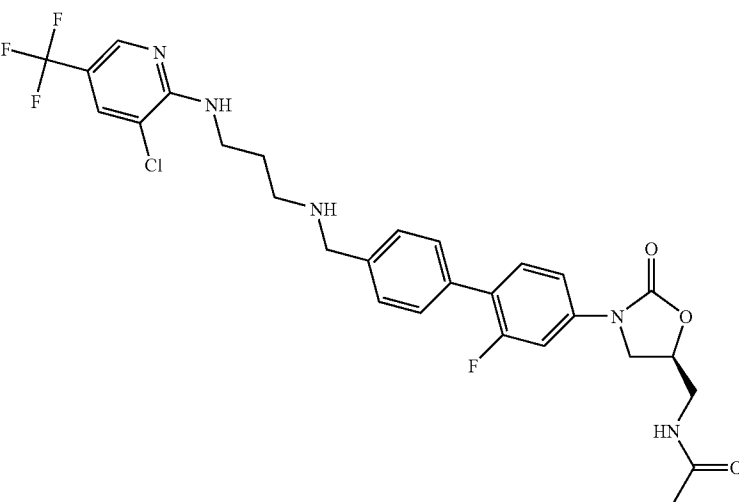
Compound Number	Structure
5013	 <p data-bbox="508 682 1037 730">N-(3-{2-Fluoro-4'-[3-(3-fluoro-phenyl)-ureidomethyl]-biphenyl-4-yl}-2-oxo-oxazolidin-5-(S)-ylmethyl)-acetamide</p>
5014	 <p data-bbox="508 1239 1037 1287">N-{4'-[5-(S)-(Acetylamino-methyl)-2-oxo-oxazolidin-3-yl]-2'-fluoro-biphenyl-4-ylmethyl}-2-(2,4-dichloro-phenoxy)-acetamide</p>
5015	 <p data-bbox="508 1879 1045 1940">N-[3-(4'-{[3-(3-Chloro-5-trifluoromethyl-pyridin-2-ylamino)-propylamino]-methyl}-2-fluoro-biphenyl-4-yl)-2-oxo-oxazolidin-5-(S)-ylmethyl]-acetamide</p>

TABLE 2-continued

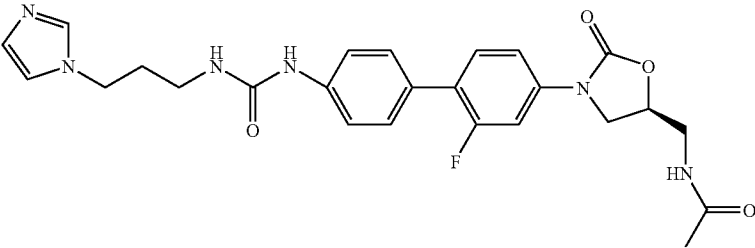
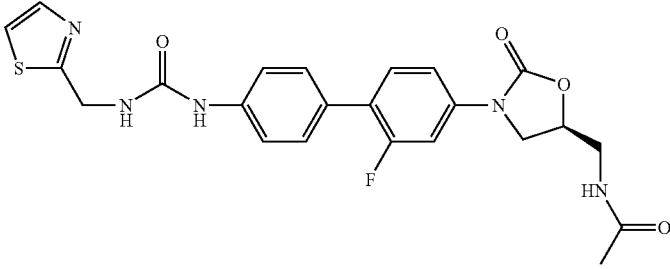
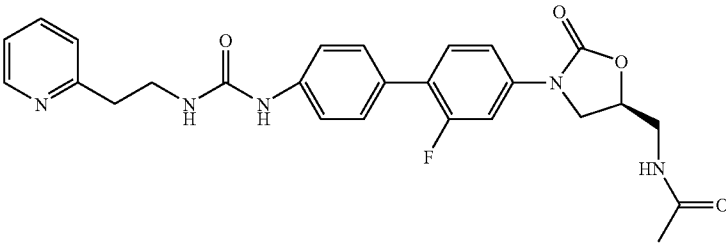
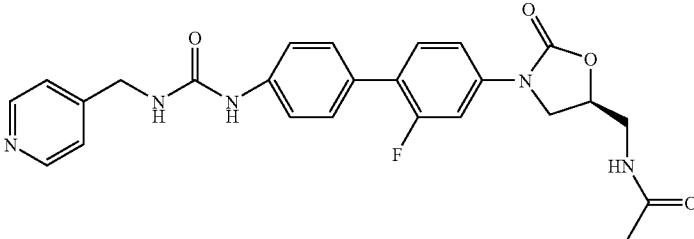
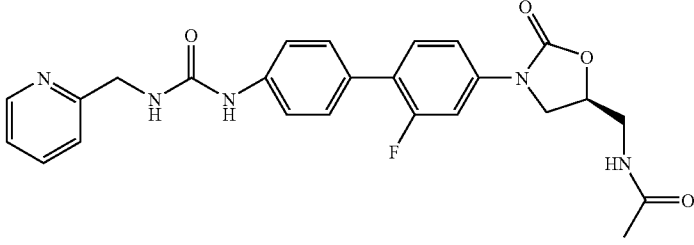
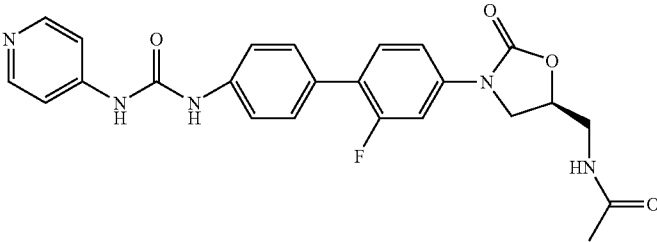
Compound Number	Structure
6001	 <p data-bbox="508 674 1042 716">N-(3-[2-Fluoro-4'-(3-(3-imidazol-1-yl-propyl)-ureido)-biphenyl-4-yl]-2-oxo-oxazolidin-5-(S)-ylmethyl)-acetamide</p>
6002	 <p data-bbox="508 1010 1042 1045">N-(3-[2-Fluoro-4'-(3-thiazol-2-ylmethyl-ureido)-biphenyl-4-yl]-2-oxo-oxazolidin-5-(S)-ylmethyl)-acetamide</p>
6003	 <p data-bbox="508 1318 1042 1354">N-(3-[2-Fluoro-4'-(3-(2-pyridin-2-yl-ethyl)-ureido)-biphenyl-4-yl]-2-oxo-oxazolidin-5-(S)-ylmethyl)-acetamide</p>
6004	 <p data-bbox="508 1619 1042 1663">N-(3-[2-Fluoro-4'-(3-pyridin-4-ylmethyl-ureido)-biphenyl-4-yl]-2-oxo-oxazolidin-5-(S)-ylmethyl)-acetamide</p>
6005	 <p data-bbox="508 1934 1042 1967">N-(3-[2-Fluoro-4'-(3-pyridin-2-ylmethyl-ureido)-biphenyl-4-yl]-2-oxo-oxazolidin-5-(S)-ylmethyl)-acetamide</p>

TABLE 2-continued

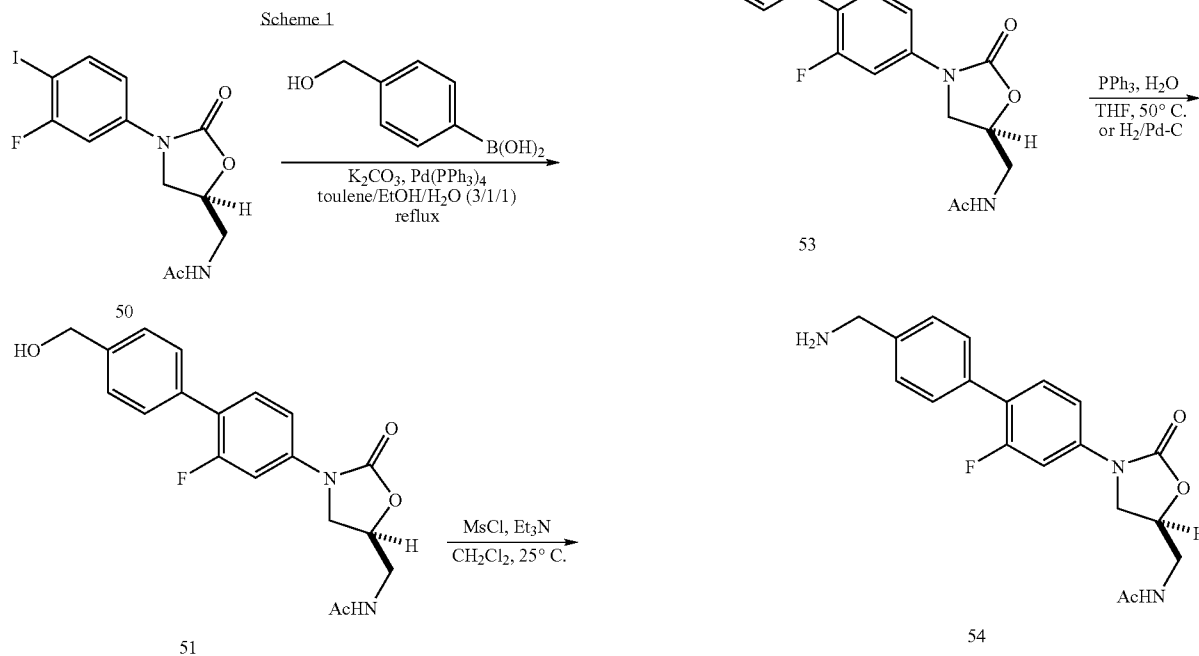
Compound Number	Structure
6006	 <p>N-[3-[2-Fluoro-4'-(3-pyridin-4-yl-ureido)-biphenyl-4-yl]-2-oxo-oxazolidin-5-(S)-ylmethyl]-acetamide</p>

[0159] Nuclear magnetic resonance (NMR) spectra were obtained on a Bruker Avance 300 or Avance 500 spectrometer, or in some cases a GE-Nicolet 300 spectrometer. Common reaction solvents were either high performance liquid chromatography (HPLC) grade or American Chemical Society (ACS) grade, and anhydrous as obtained from the manufacturer unless otherwise noted. "Chromatography" or "purified by silica gel" refers to flash column chromatography using silica gel (EM Merck, Silica Gel 60, 230-400 mesh) unless otherwise noted.

Example 1

Synthesis of Biaryl Precursors

[0160] Scheme 1 depicts the synthesis of various biaryl intermediates useful in producing compounds of the present invention. Known iodoaryl oxazolidinone intermediate 50 (see U.S. Pat. Nos. 5,523,403 and 5,565,571) is coupled to a substituted aryl boronic acid (the Suzuki reaction) to produce biaryl alcohol 51. Mesylate 52, azide 53, and amine 54 are then synthesized using chemistry well known to those skilled in the art.



Synthesis of Alcohol 51

[0161] A suspension of N-[3-(3-fluoro-4-iodo-phenyl)-2-oxo-oxazolidin-5-ylmethyl]-acetamide 50 (14.0 g, 37 mmol) in toluene (120 mL) was treated with 4-(hydroxymethyl)phenylboronic acid (7.87 g, 51.8 mmol, 1.4 equiv), potassium carbonate (K_2CO_3 , 15.32 g, 111 mmol, 3.0 equiv), ethanol (EtOH, 40 mL), and H_2O (40 mL) at 25° C., and the resulting mixture was degassed three times under a steady stream of argon at 25° C. Tetrakis(triphenylphosphine)palladium (Pd(PPh_3)₄, 2.14 g, 1.85 mmol, 0.05 equiv) was subsequently added to the reaction mixture, and the resulting reaction mixture was degassed three times again before being warmed to gentle reflux for 6 h. When thin layer chromatography (TLC) and HPLC showed the coupling reaction was complete, the reaction mixture was cooled to room temperature before being treated with H_2O (240 mL). The resulting mixture was then stirred at room temperature for 10 min before being cooled to 0-5° C. for 1 h. The solid precipitates were collected by filtration, washed with H_2O (2×100 mL) and 20% ethyl acetate (EtOAc)/hexane (2×50 mL), and dried in vacuo. The crude desired N-[3-(2-Fluoro-4'-hydroxymethyl-biphenyl-4-yl)-2-oxo-oxazolidin-5-ylmethyl]-acetamide 51 (12.50 g, 94% yield) was obtained as off-white solids. This material was found to be essentially pure by HPLC and ¹H NMR and was directly used in the subsequent reaction without further purification. ¹H NMR (300 MHz, DMSO-*d*₆) δ 1.76 (s, 3H, COCH₃), 3.35 (t, 2H, J=5.4 Hz), 3.69 (dd, 1H, J=6.4, 9.2 Hz), 4.08 (t, 1H, J=9.1 Hz), 4.46 (d, 2H, J=5.7 Hz, CH₂OH), 4.68 (m, 1H), 5.16 (t, 1H, J=5.7 Hz, OH), 7.25-7.52 (m, 7H, aromatic-H), 8.18 (t, 1H, J=5.8 Hz, NHCOCH₃). LCMS (ESI) m/e 359 (M+H)⁺.

Synthesis of Mesylate 52

[0162] A suspension of 51 (12.49 g, 34.90 mmol) in methylene chloride (CH_2Cl_2 , 150 mL) was treated with triethylamine (Et₃N, 7.07 g, 9.7 mL, 70 mmol, 2.0 equiv) at 25° C., and the resulting mixture was cooled to 0-5° C. before being treated dropwise with methanesulfonyl chloride (4.80 g, 3.24 mL, 41.9 mmol, 1.2 equiv) at 0-5° C. The resulting reaction mixture was subsequently stirred at 0-5° C. for 2 h. When TLC and HPLC showed the reaction was complete, the reaction mixture was treated with H_2O (100 mL) at 0-5° C. The mixture was then concentrated in vacuo to remove most of the CH_2Cl_2 , and the resulting slurry was treated with H_2O (150 mL). The mixture was stirred at room temperature for 10 min before being cooled to 0-5° C. for 30 min. The solid precipitates were collected by filtration, washed with H_2O (2×100 mL) and 20% EtOAc/hexane (2×50 mL), and dried in vacuo. The crude desired methanesulfonic acid 4'-[5-(acetylaminomethyl)-2-oxo-oxazolidin-3-yl]-2'-fluoro-biphenyl-4-ylmethyl ester 52 (11.84 g, 78% yield) was obtained as off-white solids, which by TLC and HPLC was found to be essentially

pure and was directly used in the subsequent reaction without further purification. LCMS (ESI) m/e 437 (M+H)⁺.

Synthesis of Azide 53

[0163] A solution of 52 (9.27 g, 21.26 mmol) in anhydrous N,N-dimethylformamide (DMF, 50 mL) was treated with sodium azide (NaN₃, 5.53 g, 85.04 mmol, 4.0 equiv) at 25° C., and the resulting reaction mixture was warmed to 70-80° C. for 4 h. When TLC and HPLC showed the reaction was complete, the reaction mixture was cooled to room temperature before being treated with H_2O (150 mL). The resulting mixture was stirred at room temperature for 10 min before being cooled to 0-5° C. for 1 h. The solid precipitates were collected by filtration, washed with H_2O (2×100 mL) and 20% EtOAc/hexane (2×50 mL), and dried in vacuo. The crude desired N-[3-(4'-azidomethyl-2-fluoro-biphenyl-4-yl)-2-oxo-oxazolidin-5-ylmethyl]-acetamide 53 (7.16 g, 88% yield) was obtained as off-white solids. The material was found to be essentially pure by TLC and HPLC and was directly used in the subsequent reaction without further purification. LCMS (ESI) m/e 384 (M+H)⁺.

Synthesis of Amine 54

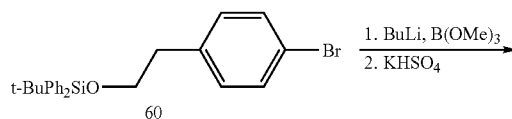
[0164] A solution of 53 (7.16 g, 18.69 mmol) in tetrahydrofuran (THF) (100 mL) was treated with triphenylphosphine (PPh_3 , 5.88 g, 22.43 mmol, 1.2 equiv) and H_2O (3.6 g, 3.6 mL, 0.2 mmol, 11.0 equiv) at 25° C., and the resulting reaction mixture was warmed to 50-55° C. for 12 h. When TLC and HPLC showed the reduction reaction was complete, the reaction mixture was cooled to room temperature before the solvents were removed in vacuo. The residue was directly purified by flash column chromatography (0-15% MeOH— CH_2Cl_2 gradient elution) to afford the desired N-[3-(4'-Aminomethyl-2-fluoro-biphenyl-4-yl)-2-oxo-oxazolidin-5-ylmethyl]-acetamide 54 (5.82 g, 87% yield) as off-white crystals, which were of sufficient purity to be directly used in subsequent reactions. ¹H NMR (300 MHz, DMSO-*d*₆) δ 1.85 (s, 3H, COCH₃), 3.04 (br. s, 2H, NH₂), 3.44 (t, 2H, J=5.4 Hz), 3.78 (m, 3H), 4.18 (t, 1H, J=9.1 Hz), 4.77 (m, 1H), 7.25-7.60 (m, 7H, aromatic-H), 8.20 (t, 1H, J=5.8 Hz, NHCOCH₃). LCMS (ESI) m/e 359 (M+2H)²⁺.

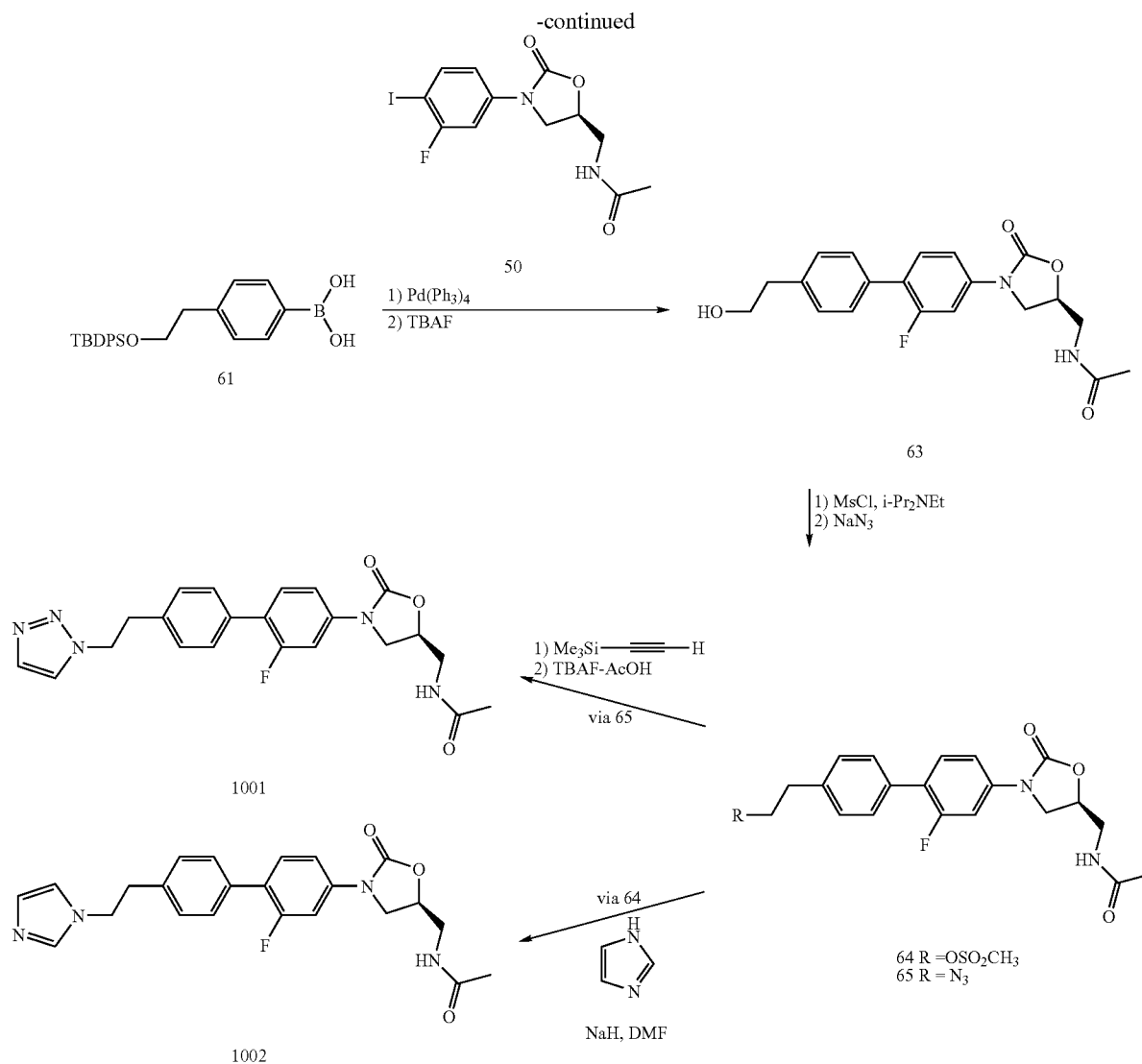
Example 2

Synthesis of Triazole 1001 and Imidazole 1002

[0165] Scheme 2 illustrates the synthesis of triazole 1001 and imidazole 1002. Aryl bromide 60 was converted to boronic acid 61 which was used in a Suzuki coupling with aryl iodide 50 to afford alcohol 63 after desilylation. The alcohol was converted to mesylate 64 and then to azide 65. The cycloaddition of azide 65 with trimethylsilylacetylene followed by desilylation afforded triazole 1001. Alkylation of mesylate 64 with imidazole yielded compound 1002.

Scheme 2





Synthesis of Bromide 60

[0166] To a solution of 4-bromophenethyl alcohol (5.60 g, 27.9 mmol), imidazole (3.80 g, 55.7 mmol) and a catalytic amount of 4-dimethylaminopyridine (DMAP) in DMF (55 mL) was added *t*-butyldiphenylchlorosilane (TBDPSCl, 7.20 mL, 27.9 mmol) at 0° C. and the mixture was stirred at ambient temperature for 72 h. The reaction was quenched with ice cold water (50 mL) and extracted with ether (4×50 mL). The combined etheral layer was washed with water (4×100 mL), dried over anhydrous sodium sulfate (Na₂SO₄), concentrated and purified by flash chromatography (2% ethyl acetate in hexanes) to yield 10.6 g of 60.

Synthesis of Boronic Acid 61

[0167] To a solution of 60 (10.5 g, 24.0 mmol) in THF (50 mL) was added *n*-butyl lithium (*n*-BuLi, 2.5M in hexane, 11.5 mL, 28.8 mmol) at -78° C. and the mixture was stirred for 1 h before the addition of trimethyl borate (3.54 mL, 31.2

mmol). The solution was then stirred overnight at ambient temperature and quenched with 1M potassium hydrogen sulfate (KHSO₄, 25 mL). The resulting mixture was extracted with CH₂Cl₂ (3×50 mL), washed with brine (3×100 mL), dried (anhydrous Na₂SO₄), concentrated and purified by flash chromatography (25% ethyl acetate in hexanes) to yield 5 g of boronic acid 61 as mixture of acid and cyclic anhydrides.

Synthesis of Alcohol 63

[0168] To a mixture of boronic acid 61 (4.7 g, 11.7 mmol), known oxazolidinone 50 (4.00 g, 10.6 mmol; see U.S. Pat. Nos. 5,523,403 and 5,565,571), potassium carbonate (K₂CO₃, 4.40 g, 31.8 mmol) and Pd(PPh₃)₄ (0.613 g, 5 mol %) was added toluene (90 mL), ethanol (30 mL) and H₂O (30 mL). The reaction mixture was refluxed overnight under argon atmosphere, concentrated and redissolved in CH₂Cl₂ (100 mL). The organic phase was washed with brine solution (2×100 mL), dried (anhydrous Na₂SO₄), concentrated and used for the next step without further purification. To a solu-

tion of this crude material in THF (70 mL) was added tetrabutylammonium fluoride (TBAF, 20 mL, 20 mmol) and the mixture was stirred overnight at ambient temperature. The reaction mixture was concentrated and washed with water (4×100 mL) to yield 3.5 g of 63. LCMS (ESI) m/z 373 (M+H).

Synthesis of Mesylate 64 and Azide 65

[0169] To a solution of 63 (1.0 g, 2.7 mmol) in CH₂Cl₂ (15 mL), DMF (4 mL) and N,N-diisopropylethylamine (Hunig's base, 0.75 mL, 4.05 mmol) was added methanesulfonyl chloride (0.32 mL, 2.7 mmol) at 0° C. After 2 h the reaction mixture was poured into CH₂Cl₂ (150 mL) and the organic layer was washed with water (3×100 mL), dried, concentrated to afford 64 as a solid. The crude solid 64 thus obtained was heated with NaN₃ (0.35 g, 5.4 mmol) at 90° C. overnight. The reaction mixture was poured into ethyl acetate (100 mL). The ethyl acetate layer was washed with water (3×50 mL), dried and concentrated to yield 1.1 g of pure azide 65. LCMS (ESI) m/z 398 (M+H).

Synthesis of Triazole 1001

[0170] A solution of azide 65 (100 mg, 0.252 mmol) and trimethylsilylacetylene (0.072 mL, 0.504 mmol) in DMF (3 mL) was heated at 90° C. until the azide was consumed. The reaction mixture was concentrated and treated with TBAF (1

mL, 1 mmol) and acetic acid (0.028 mL, 0.504 mmol) in THF (3 mL). The solution was stirred for 72 h and concentrated. The crude product was purified by flash chromatography using 4% methanol (MeOH) in CH₂Cl₂ to yield 85 mg of 1001. LCMS (ESI) m/z 424 (M+H).

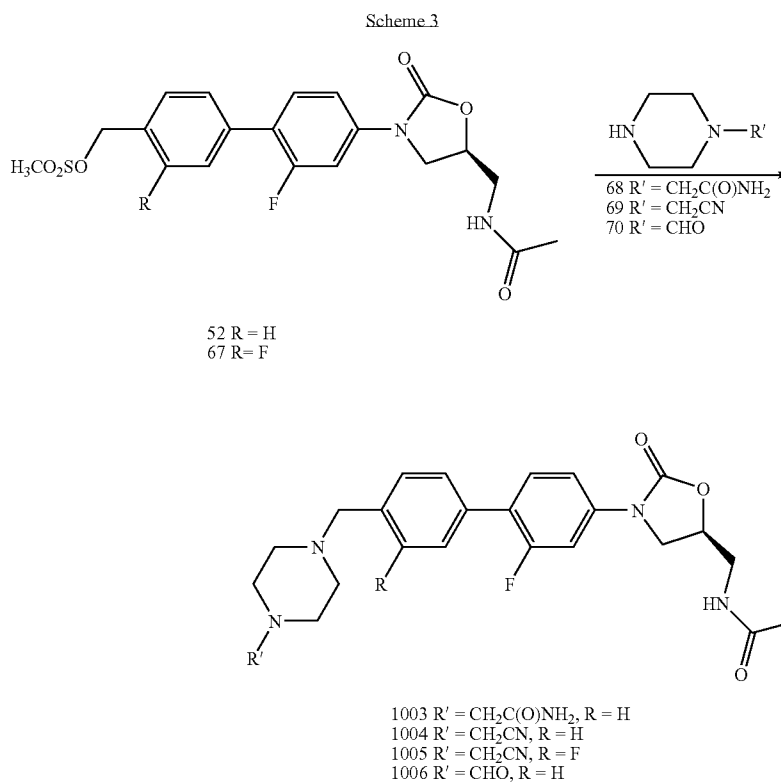
Synthesis of Imidazole 1002

[0171] To a solution of imidazole (70 mg, 1.0 mmol) in DMF (5 mL) was added sodium hydride (NaH, 60%, 41 mg, 1 mmol) at 0° C. and the mixture was stirred for 30 minutes before the addition of mesylate 64 (114 mg, 0.250 mmol). The resulting solution was heated to 80° C. for 3 h, concentrated and purified by flash chromatography (5% MeOH in CH₂Cl₂). After trituration with ether, the residue afforded 40 mg of 1002. LCMS (ESI) m/z 423 (M+H).

Example 3

Synthesis of Piperazines 1003-1006

[0172] Scheme 3 illustrates the synthesis of compounds 1003-1006. Mesylate 52 served as alkylating agent for piperazine intermediates 68, 69 and 70 to afford compounds 1003, 1004 and 1006 respectively. Mesylate 67 was employed to alkylate piperazine intermediate 69 to provide compound 1005.



Synthesis of Mesylate 67

[0173] Mesylate 67 was synthesized by coupling iodide 50 and 4-formyl-3-fluorophenylboronic acid following the procedure described above for the synthesis of N-[3-(2-fluoro-4'-hydroxymethyl-biphenyl-4-yl)-2-oxo-oxazolidin-5-ylmethyl]-acetamide (see Example 1). The biaryl aldehyde obtained (1.0 g, 2.67 mmol) was suspended in 40 mL methanol and the mixture was cooled to 0° C. Sodium borohydride (0.112 g, 2.943 mmol) was added, and the mixture was stirred for 50 min. Water was added (20 mL), and after stirring another 20 min the mixture was partitioned between methylene chloride and brine. The aqueous phase was extracted twice with methylene chloride. The aqueous phase was acidified to pH 7, then extracted twice with methylene chloride. The combined organic phase was washed with brine, dried over Na₂SO₄, and concentrated. The crude material was azeotroped with toluene to afford the expected alcohol (900 mg).

[0174] The above alcohol (900 mg) was dissolved in methylene chloride (20 mL), DMF (13 mL) and Hunig's base (1.23 mL) and the mixture was cooled to 0° C. Methanesulfonyl chloride (557 µL, 7.20 mmol) was added and the mixture was stirred for 1.5 h at 0° C. LCMS indicated a mixture of desired mesylate and some of the corresponding benzyl chloride. The mixture was stirred for another 30 min and then concentrated. The residue was treated with 400 mL water, and the precipitate was filtered and washed with water. Drying under vacuum overnight yielded 750 mg crude mesylate 67 (as a mixture with some of the corresponding chloride).

Synthesis of Piperazine 68

[0175] A solution of tert-butyl-1-piperazine carboxylate (1 g, 5.4 mmol), bromoacetamide (820 mg, 5.94 mmol) and Hunig's base (1.2 mL, 7.2 mmol) in a mixture of CH₂Cl₂ (10 mL) and MeOH (10 mL) was heated to reflux for 4 h. The reaction mixture was concentrated and the crude product thus obtained was purified by flash chromatography (19:1:0.01 CH₂Cl₂/MeOH/NH₄OH) to yield 1.3 g of pure BOC-protected piperazinyl acetamide. To a solution of the acetamide (250 mg, 1 mmol) in CH₂Cl₂ (10 mL) was added trifluoroacetic acid (TFA, 5 mL) at 0° C. and the mixture was stirred at that temperature for 2 h. The reaction mixture was concentrated to yield 68 which was used for subsequent reactions without further purification.

Synthesis of piperazine 69

[0176] A solution of tert-butyl-1-piperazine carboxylate (1 g, 5.4 mmol), bromoacetonitrile (0.5 mL, 5.94 mmol) and Hunig's base (1.2 mL, 7.2 mmol) in a mixture of CH₂Cl₂ (10 mL) and MeOH (10 mL) was stirred at ambient temperature

for 4 h. The reaction mixture was concentrated and the crude product thus obtained was purified by flash chromatography (19:1:0.01 CH₂Cl₂/MeOH/NH₄OH) to yield 1.3 g of pure BOC-protected piperazinyl acetonitrile. To a solution of the piperazinyl acetonitrile (300 mg, 1.3 mmol) in CH₂Cl₂ (10 mL) was added TFA (5 mL) at 0° C. and the mixture was stirred at that temperature for 2 h. The reaction mixture was concentrated to yield 69 which was used for subsequent reactions without further purification.

Synthesis of Compound 1003

[0177] A solution of mesylate of 52 (138 mg, 0.320 mmol) and 68 (~1 mmol) in Hunig's base (2 mL) and DMF (8 mL) was heated to 90° C. for 2 h. Then the solution was concentrated and purified by flash chromatography over silica gel (20:1:0.01 CH₂Cl₂/MeOH/NH₄OH) to yield 1003. LCMS (ESI) m/z 484 (M+H)⁺.

Synthesis of Compound 1004

[0178] Compound 1004 was synthesized from mesylate 52 and piperazine intermediate 69 in the same manner as described above for the synthesis of compound 1003. LCMS (ESI) m/z 466 (M+H)⁺.

Synthesis of Compound 1005

[0179] Compound 1005 was synthesized from mesylate 67 and piperazine intermediate 69 in the same manner as described above for the synthesis of compound 1003. LCMS (ESI) m/z 484 (M+H)⁺.

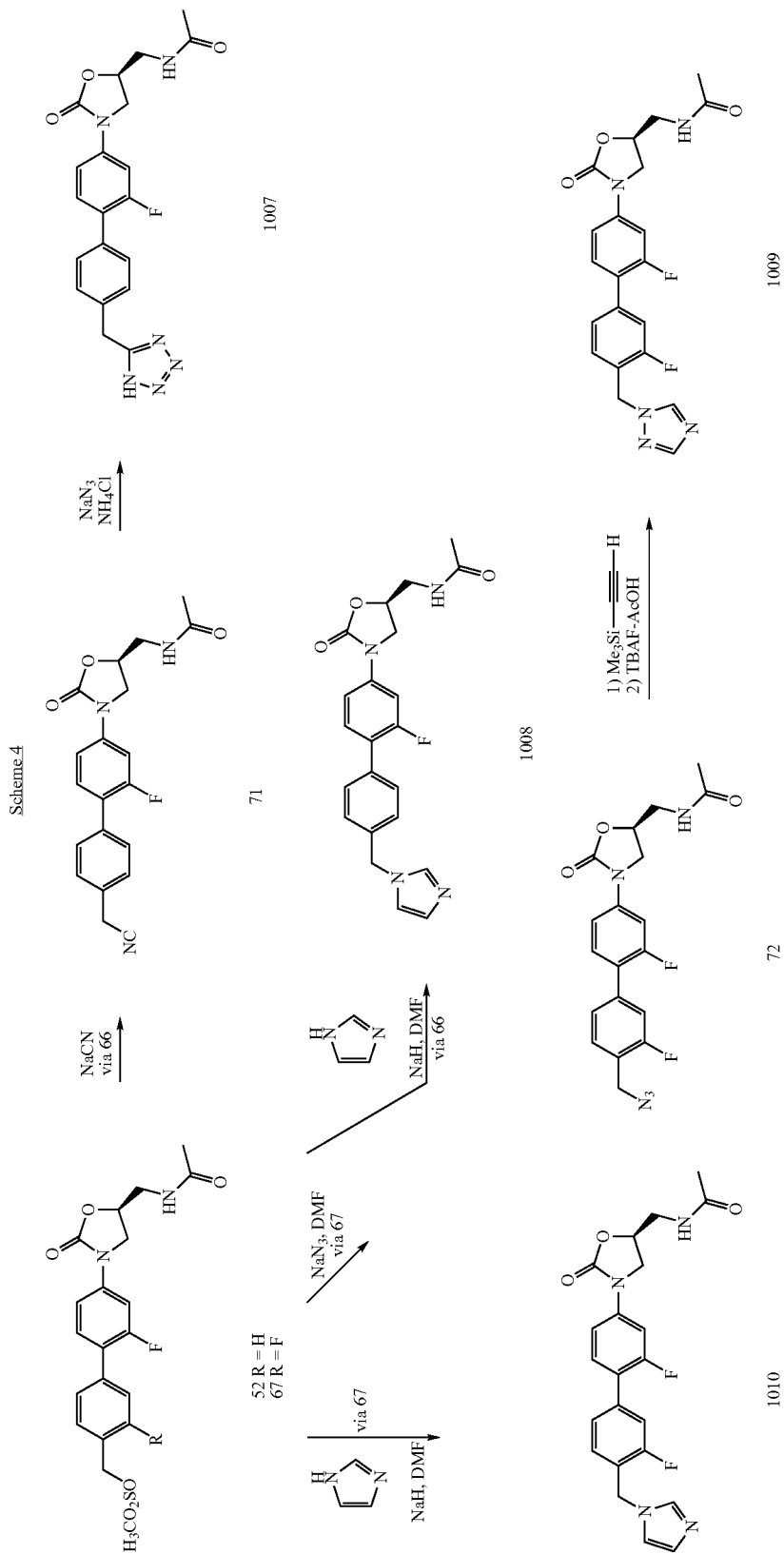
Synthesis of Compound 1006

[0180] Compound 1006 was synthesized from mesylate 52 and available piperazine intermediate 70 in the same manner as described above for the synthesis of compound 1003. LCMS (ESI) m/z 455 (M+H)⁺.

Example 4

Synthesis of Compounds 1007-1010

[0181] Scheme 4 illustrates the synthesis of compounds 1007-1010. Mesylate 52 was converted to nitrile 71, which was subsequently transformed to tetrazole 1007. Mesylate 52 served as alkylating agent for the anion derived from imidazole to afford imidazole derivative 1008. Mesylate 67 was converted to azide 72, which was then subsequently converted to triazole 1009. Mesylate 67 served as alkylating agent for the anion derived from imidazole to afford imidazole derivative 1010.



Synthesis of Tetrazole 1007

[0182] To a solution of mesylate 52 (2.0 g, 4.6 mmol) in DMF (30 mL) was added sodium cyanide (NaCN, 0.45 g, 9.2 mmol) and the mixture was heated to 70° C. for 3 h. The reaction mixture was cooled to ambient temperature and poured into water (800 mL). The solid thus obtained was filtered and passed through a small bed of silica gel (CH₂Cl₂: MeOH=12:1) to yield 1.8 g of nitrile 71. LCMS (ESI) m/z 368 (M+H)⁺.

[0183] A mixture of 71 (100 mg, 0.272 mmol), NaN₃ (40 mg, 0.598 mmol) and ammonium chloride (NH₄Cl, 32 mg, 0.598 mmol) in DMF (2 mL) was heated to 90° C. for 3 days. The reaction mixture was concentrated and purified by flash chromatography (10% MeOH in CH₂Cl₂) to yield 35.6 mg of tetrazole 1007. LCMS (ESI) m/z 411 (M+H)⁺.

Synthesis of Imidazole 1008

[0184] To a solution of imidazole (37.4 mg, 0.550 mmol) in DMF (5 mL) was added NaH (60%, 20 mg, 0.50 mmol) at 0° C. and the mixture was stirred for 30 minutes before the addition of mesylate 52 (200 mg, 0.459 mmol). The resulting solution was heated to 60° C. for 2 h and poured into water (75 mL). The aqueous suspension was extracted with 10% MeOH in CH₂Cl₂ (3×75 mL) and the combined organic layer was washed with saturated NH₄Cl solution (2×100 mL). The organic layer was dried (anhydrous Na₂SO₄), concentrated and triturated with ether to yield 170 mg of imidazole 1008. LCMS (ESI) m/z 409 (M+H)⁺.

Synthesis of Azide 72

[0185] Crude mesylate 67 (100 mg, 0.224 mmol; as a mixture with some corresponding benzyl chloride) was dissolved

in DMF (10 mL) and sodium azide (114.6 mg, 1.762 mmol) was added. The mixture was stirred at room temperature for 14 h, and then partitioned between ethyl acetate and water. The organic phase was washed with water, dried over Na₂SO₄, and concentrated to provide azide 72 as a solid (190 mg).

Synthesis of Triazole 1009

[0186] Compound 1009 was synthesized from azide 72 and trimethylsilylacetylene in the same manner as described above for the synthesis of triazole 1001. LCMS (ESI) m/z 428 (M+H)⁺.

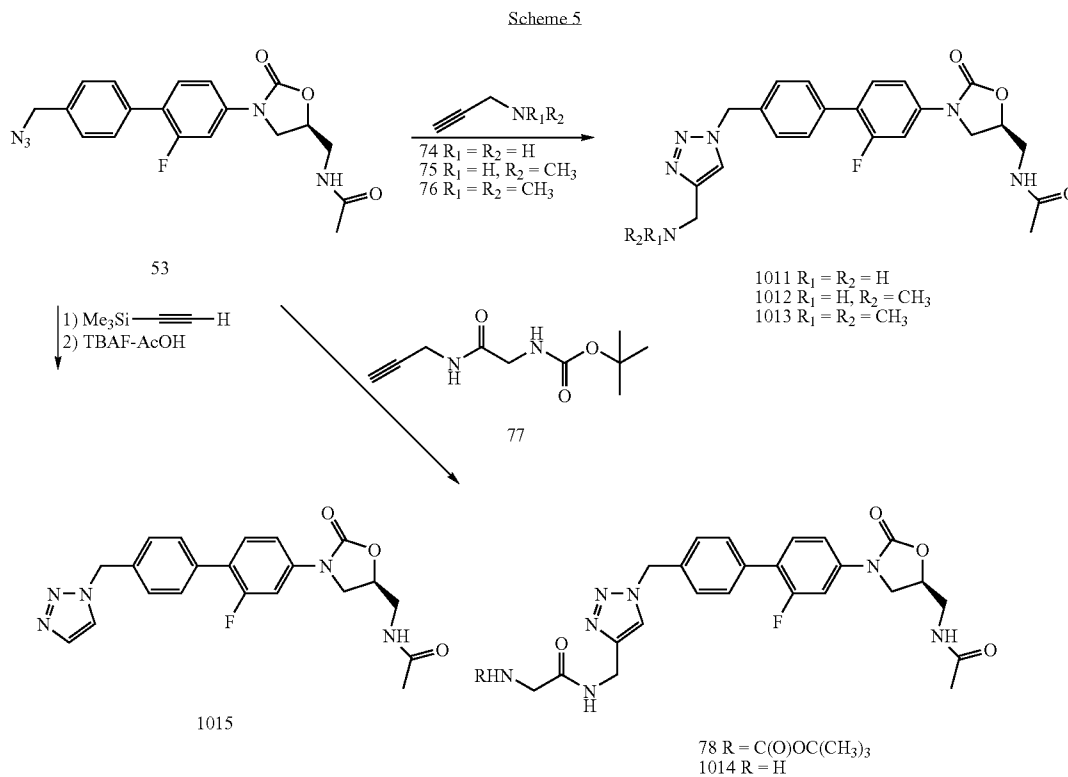
Synthesis of Imidazole 1010

[0187] Compound 1010 was synthesized from mesylate 67 and imidazole in the same manner as described above for the synthesis of imidazole derivative 1008. LCMS (ESI) m/z 427 (M+H)⁺.

Example 5

Synthesis of Compounds 1011-1015

[0188] Scheme 5 illustrates the synthesis of compounds 1011-1015. The cycloaddition of azide 53 with alkynes 74-76 afforded triazoles 1011-1013 respectively. The cycloaddition of azide 53 with alkyne 77 gave BOC-protected intermediate 78 which was subsequently cleaved to provide derivative 1014. The cycloaddition of azide 53 with trimethylsilylacetylene, followed by desilylation, yielded triazole 1015.



Synthesis of Triazole 1011

[0189] A solution of azide 53 (0.10 g, 0.26 mmol) in propargyl amine 74 (0.50 mL) was treated with copper iodide (0.05 g, 0.26 mmol) and was stirred at 23° C. for 0.5 h. The reaction mixture was diluted with CH₂Cl₂ and MeOH and purified by flash chromatography and preparative TLC to afford 1011 as a brown solid (0.027 g; 24%). LCMS (ESI) m/z 439 (M+H)⁺.

Synthesis of Triazole 1012

[0190] A solution of azide 53 (0.10 g, 0.26 mmol) in N-methylpropargyl amine 75 (0.50 mL) was treated with copper iodide (5.00 mg, 0.026 mmol) and stirred at 23° C. for 12 h. The solvent was removed in vacuo, and the crude product was purified by preparative TLC to afford 1012 as a brown solid (0.038 g; 32%). LCMS (ESI) m/z 453 (M+H)⁺.

Synthesis of Triazole 1013

[0191] A solution of azide 53 (0.10 g, 0.26 mmol) in N,N-dimethylpropargyl amine 76 (0.056 mL, 0.520 mmol) was treated with copper iodide (5.00 mg, 0.026 mmol) and stirred at 23° C. for 12 h. The solvent was removed in vacuo, and the crude product was purified by flash chromatography to afford 1013 as a yellow film (0.073 g; 60%). LCMS (ESI) m/z 467 (M+H)⁺.

Synthesis of Alkyne 77

[0192] A solution of propargyl amine 74 (0.34 mL, 5.0 mmol) in methylene chloride (25 mL) was treated with BOC-glycine (0.96 g, 5.5 mmol) and EDCI (1.1 g, 5.5 mmol) and stirred at 23° C. for 0.5 h. The reaction mixture was diluted with CH₂Cl₂, washed with 1.0 M HCl (aqueous), washed with saturated aqueous sodium bicarbonate (NaHCO₃), dried over Na₂SO₄, and the solvent evaporated in vacuo to afford alkyne 77 (0.51 g; 48%).

Synthesis of Triazole 1014

[0193] A solution of azide 53 (0.15 g, 0.39 mmol) in THF (2 mL) was treated with alkyne 77 (0.17 g, 0.78 mmol) and

copper iodide (7.00 mg, 0.039 mmol) and stirred at 23° C. for 16 h. The solvent was removed in vacuo, and the crude product was purified by flash chromatography to afford 78 as a white powder (0.16 g; 68%). LCMS (ESI) m/z 618 (M+Na)⁺.

[0194] A solution of 78 (0.15 g, 0.25 mmol) was treated with HCl (1.3 mL of 4.0 M solution in dioxane) and was stirred at 23° C. for 2 h. The solvent was removed in vacuo, and the residue twice redissolved in methylene chloride and evaporated to afford 1014 as a white film (0.14 g, 100%). LCMS (ESI) m/z 496 (M+H)⁺.

Synthesis of Triazole 1015

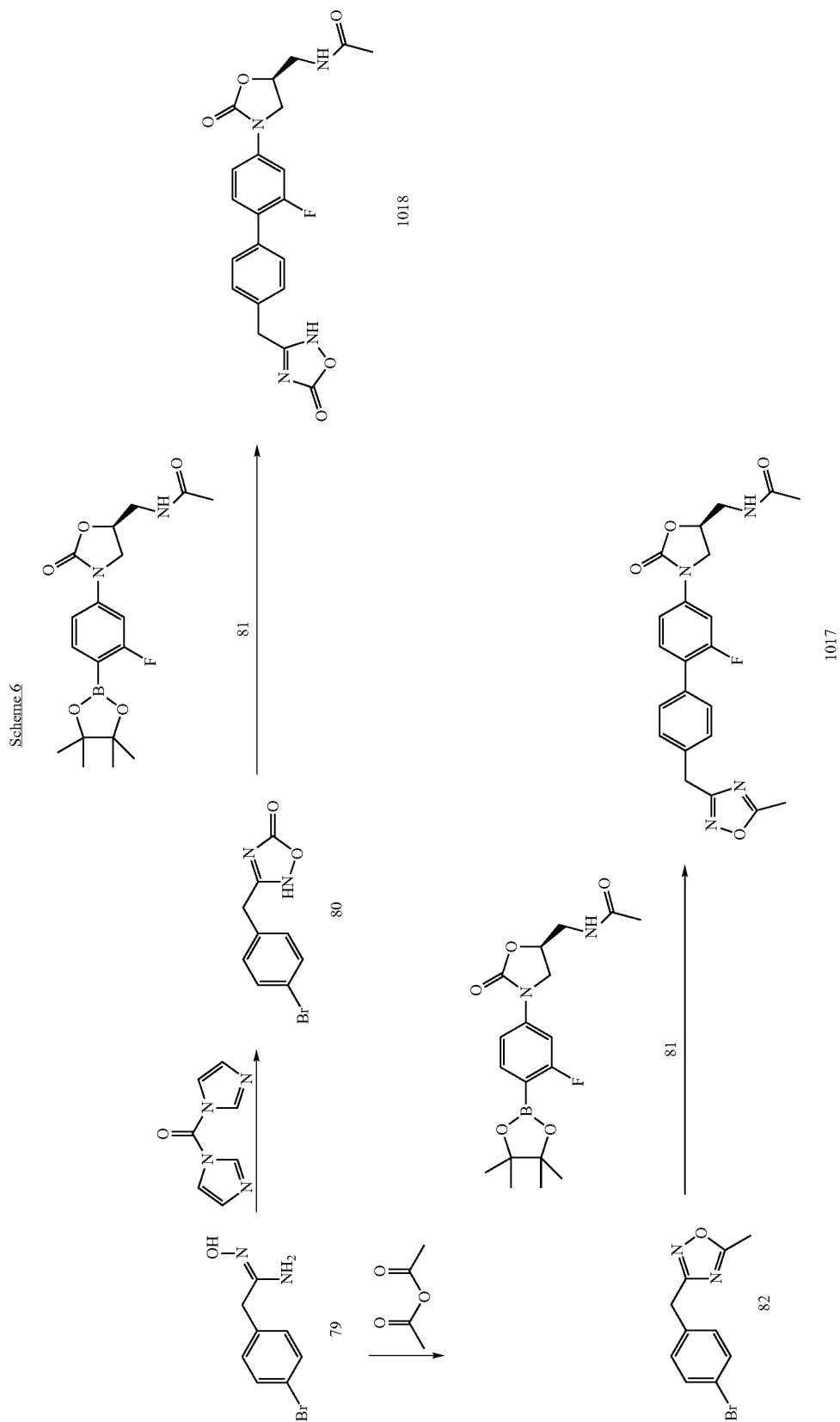
[0195] A solution of azide 53 (0.75 mg, 2.0 mmol) in DMF (10 mL) was treated with trimethylacetylene (2.3 mL, 20 mmol) and was stirred at 90° C. for 12 h. The reaction mixture was cooled to 23° C. and the solvent was removed in vacuo to afford the expected silyl-substituted triazole as a brown foam (0.24 mg; 25%). LCMS (ESI) m/z 482 (M+H)⁺.

[0196] A solution of the above silyl-substituted triazole (0.050 g, 0.10 mmol) in THF (0.20 mL) was treated with acetic acid (6 μL, 0.10 mmol) and tetrabutylammonium fluoride (0.21 mL of 1.0 M solution in THF) and was stirred at 23° C. for 16 h. The reaction mixture was diluted with CH₂Cl₂, washed with water, dried (Na₂SO₄), and the solvent removed in vacuo. The crude product was purified to afford 1015 as a white powder (0.020 g; 47%). LCMS (ESI) m/z 432 (M+Na)⁺.

Example 6

Synthesis of Compounds 1016-1017

[0197] Scheme 6 illustrates the synthesis of compounds 1016-1017. Hydroxyamidine 79 was converted to bromide 80 which was subsequently coupled to boronate 81 to afford compound 1016. Hydroxyamidine 79 was transformed to oxadiazole 82, which was coupled to boronate 81 to afford compound 1017.



Synthesis of Hydroxyamidine 79

[0198] A solution of 4-bromophenylacetonitrile (10 g, 54 mmol) in methanol (100 mL) was treated with sodium bicarbonate (2.2 g, 57 mmol) and hydroxylamine hydrochloride (4.0 g, 57 mmol) and refluxed for 1.5 h. Additional sodium bicarbonate (0.21 g, 5.4 mmol) and hydroxylamine hydrochloride (0.38 g, 5.4 mmol) were added, and the reaction mixture was refluxed for 12 h. The reaction mixture was cooled to 23° C. and the solvent removed in vacuo to afford hydroxyamidine 79 as a blue powder (4.0 g; 34%).

Synthesis of Bromide 80

[0199] A solution of hydroxyamidine 79 (0.20 g, 0.91 mmol) in 1,4-dioxane (1 mL) was treated with 1,1'-carbonyldiimidazole (0.18 g, 1.1 mmol) and diazabicycloundecene (DBU, 0.15 mL, 0.97 mmol) and stirred at 105° C. for 1 h. The reaction mixture was diluted with water and extracted with ethyl acetate. The water layer was treated with 1.0 M HCl (aqueous) until the pH was 2, and then extracted with ethyl acetate. The organic layer was dried over Na₂SO₄, and the solvent removed in vacuo to afford bromide 80 as a yellow powder (0.11 g; 49%).

Synthesis of Boronate 81

[0200] A suspension of N-[3-(3-fluoro-4-iodo-phenyl)-2-oxo-oxazolidin-5-ylmethyl]acetamide 62 (20.0 g, 52.8 mmol) in anhydrous 1,4-dioxane (130 mL) was treated with 4,4,5,5-tetramethyl-[1,3,2]dioxaborolane (10.2 g, 11.6 mL, 80.0 mmol) and triethylamine (16.0 g, 22.4 mL, 158.4 mmol) at room temperature, and the resulting reaction mixture was degassed three times under a steady stream of argon before being treated with dichloro[1,1'-bis(diphenylphosphino)ferrocene]palladium (II) (Pd(dppf)₂Cl₂, 1.32 g, 1.6 mmol, 0.03 equiv) at room temperature. The reaction mixture was then degassed three times again under a steady stream of argon before being heated to reflux for 7 h. When TLC and LCMS showed that the reaction was complete, the reaction mixture was cooled down to room temperature before being treated with water (100 mL) and ethyl acetate (100 mL). The two layers were separated, and the aqueous layer was extracted with ethyl acetate (2×50 mL). The combined organic extracts were washed with water (2×50 mL) and saturated aqueous NaCl solution (50 mL), dried over magnesium sulfate (MgSO₄), and concentrated in vacuo. The residual brown oil was further dried in vacuo to afford the crude desired N-[3-(3-fluoro-4-(4,4,5,5-tetramethyl-[1,3,2]dioxaborolan-2-yl)-phenyl]-2-oxo-oxazolidin-5-ylmethyl]acetamide 81 (18.8 g,

20.0 g theoretical, 94%) as a brown solid which was of sufficient purity to be used in subsequent reactions.

Synthesis of Compound 1016

[0201] A solution of boronate ester 81 (0.085 g, 0.220 mmol), bromide 80 (0.055 g, 0.220 mmol), and potassium carbonate (0.12 g, 0.90 mmol) in dioxane (1.4 mL), ethanol (0.46 mL) and water (0.46 mL) was degassed and treated with Pd(dppf)Cl₂ (6.0 mg, 6.7 μmol), degassed again, and heated at 80° C. for 1.5 h. The reaction mixture was diluted with CH₂Cl₂ and water, and the precipitate in the water layer was recovered by vacuum filtration to afford 1016 as a grey powder (0.034 g; 36%). LCMS (ESI) m/z 427 (M+H)⁺.

Synthesis of Bromide 82

[0202] A solution of hydroxyamidine 79 (0.25 g, 1.1 mmol) in pyridine (5 mL) was cooled to 0° C. and treated with a solution of acetic anhydride (0.11 mL, 1.1 mmol) in pyridine (5 mL) and then stirred at 120° C. for 1.5 h. The reaction mixture was diluted with ethyl acetate, washed with 1.0 M HCl (aqueous), washed with saturated aqueous sodium bicarbonate, dried over Na₂SO₄, and the solvent evaporated in vacuo. The crude product was purified by flash chromatography to afford bromide 82 as a clear film (0.10 g; 36%).

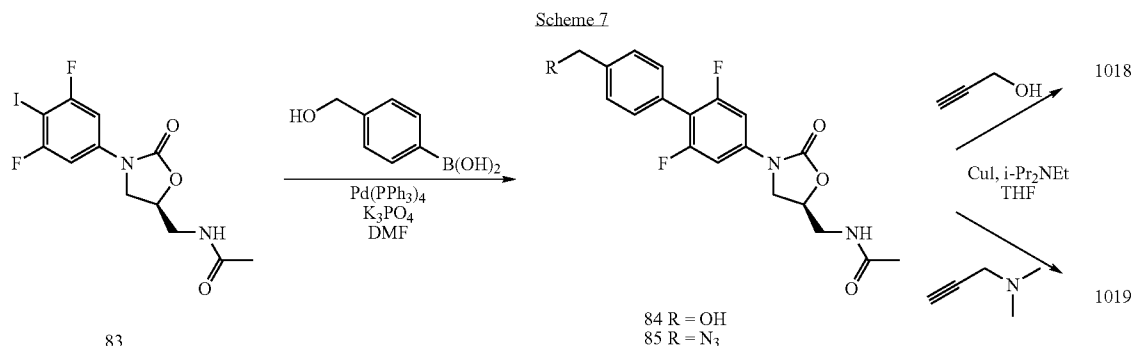
Synthesis of Compound 1017

[0203] A solution of boronate ester 81 (0.15 g, 0.40 mmol), bromide 82 (0.10 g, 0.40 mmol), and potassium carbonate (0.22 g, 1.6 mmol) in dioxane (2.5 mL), ethanol (0.83 mL) and water (0.83 mL) was degassed and treated with Pd(dppf)Cl₂ (10.0 mg, 0.012 mmol), degassed again, and stirred at 80° C. for 2 h. The reaction mixture was diluted with CH₂Cl₂ and washed with water. The water layer was extracted with 2×CH₂Cl₂, dried over Na₂SO₄, and the solvent evaporated in vacuo. The crude product was purified by flash chromatography and preparative TLC to afford 1017 as a white powder (0.054 g; 32%). LCMS (ESI) m/z 425 (M+H)⁺.

Example 7

Synthesis of Compounds 1018-1019

[0204] Scheme 7 illustrates the synthesis of compounds 1018-1019. Known aryl iodide 83 was coupled to 4-hydroxymethylboronic acid to afford biaryl alcohol 84. Alcohol 84 was converted to azide 85, which was used in alkyne cycloaddition reactions to afford triazoles 1018 and 1019.



Synthesis of Azide 85

[0205] Known aryl iodide 83 (Gravestock, M. B., International Patent Application WO9910342) (1.00 g, 2.52 mmol) was dissolved in 6 mL DMF. 4-Hydroxymethyl-phenylboronic acid (0.461 g, 3.03 mmol) was added, followed by potassium phosphate (K_3PO_4 , 0.804 g, 3.79 mmol) and $Pd(PPh_3)_4$ (0.292 g, 0.253 mmol). The mixture was degassed by evacuating the air from the flask, and refilling with argon (3 times), and then heated to 100° C. for 4 hours. The mixture was allowed to cool and was then partitioned between ethyl acetate and water. The aqueous phase was extracted with ethyl acetate, and the combined organic phase was washed with brine, dried over $MgSO_4$, and evaporated. The residue was chromatographed on silica using a gradient mixture of methanol/methylene chloride (1% to 8%) to afford alcohol 84 (0.315 g, 0.838 mmol; 33%) as an ivory solid. An analytical sample was obtained by recrystallizing the material from methanol/methylene chloride/pentane. LCMS (ESI) m/z 377.

[0206] Alcohol 84 (0.889 g, 2.36 mmol) was suspended in 0.3 mL methylene chloride and 0.3 mL DMF. Triethylamine (0.66 mL, 4.74 mmol) was added, and the mixture was cooled to 0° C. Methanesulfonyl chloride (0.260 mL, 3.36 mmol) was added dropwise, and the mixture was stirred for 25 minutes. The mixture was then partitioned with ethyl acetate and water, and the organic layer was washed with brine, dried over $MgSO_4$, and evaporated. The residue was dissolved in 3 mL DMF, and sodium azide (0.384 g, 5.91 mmol) was added. The mixture was heated to 70° C. for 4 hours. The reaction mixture was partitioned with ethyl acetate and water, and the organic layer was washed with brine, dried over $MgSO_4$, and evaporated. The residue was chromatographed on silica using a gradient mixture of methanol/methylene chloride (1% to 4%) to afford azide 85 (0.480 g, 1.20 mmol; 51%) as a tan solid. LCMS (ESI) m/z 402.

Synthesis of Triazole 1018

[0207] Azide 85 (0.084 g, 0.209 mmol) was dissolved in 0.7 mL THF and propargyl alcohol (25 μ L, 0.400 mmol) was

added, followed by Hunig's base (73 μ L, 0.400 mmol) and copper(I) iodide (0.040 g, 0.210 mmol). The mixture was allowed to stir overnight at room temperature, and then was placed in a -20° C. freezer for 2 days. The mixture was then partitioned with ethyl acetate and water, and the aqueous layer was extracted with ethyl acetate and then 2% methanol/methylene chloride. The combined organic layer was washed with brine, dried over $MgSO_4$ and evaporated. The residue was chromatographed on silica using a gradient mixture of methanol/methylene chloride (1% to 8%) to afford triazole 1018 (0.060 g, 0.131 mmol; 63%) as an ivory solid. LCMS (ESI) m/z 458.

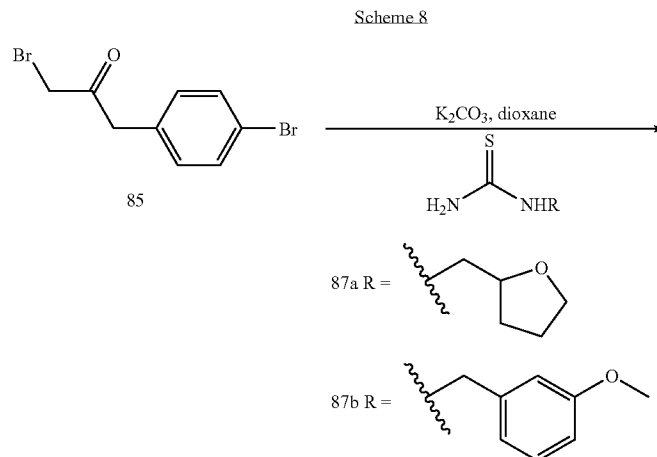
Synthesis of Triazole 1019

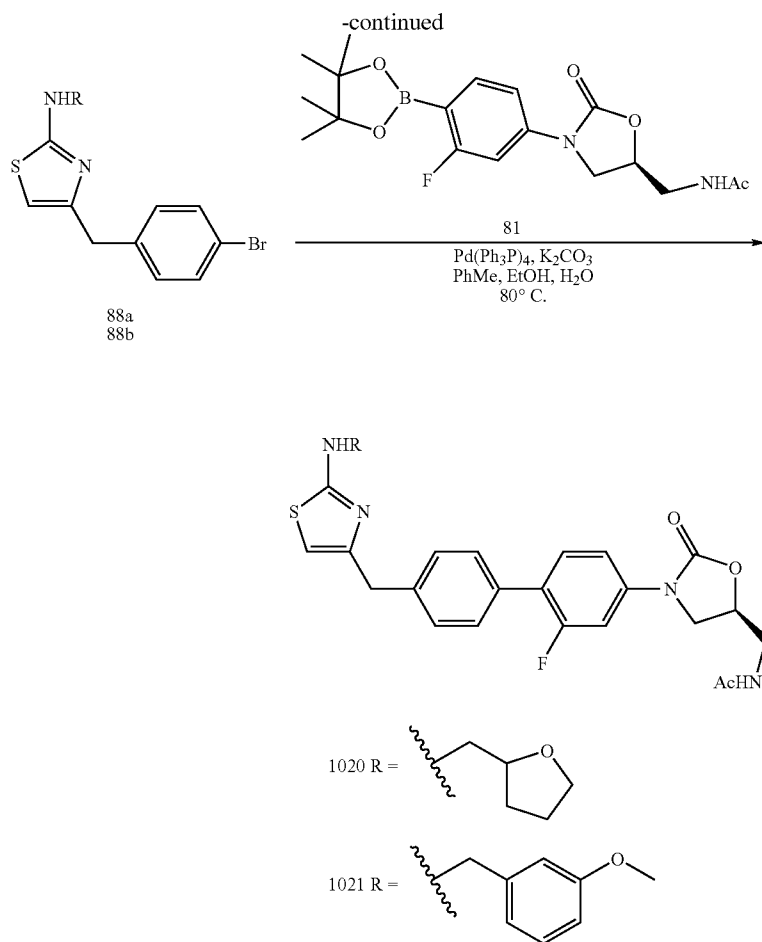
[0208] Azide 85 (0.135 g, 0.337 mmol) was dissolved in 1.5 mL THF and dimethyl-prop-2-ynyl-amine (72 μ L, 0.674 mmol) was added, followed by *i*-Pr₂NEt (117 μ L, 0.674 mmol) and copper(I)iodide (0.064 g, 0.337 mmol). The mixture was allowed to stir overnight at room temperature (the solvents evaporated overnight with positive pressure from argon gas). The residue was suspended in ethyl acetate and methylene chloride and filtered through celite. The pad of celite was washed with ethyl acetate and methylene chloride, and the combined organic washes were evaporated. The residue was chromatographed on silica using a gradient mixture of methanol/methylene chloride (0% to 14%) and the product obtained was triturated with methylene chloride and pentane. The tan solid was collected to afford triazole 1019 (0.072 g, 0.149 mmol; 44%). LCMS (ESI) m/z 485.

Example 8

Synthesis of Compounds 1020-1021

[0209] Scheme 8 illustrates the synthesis of compounds 1020-1021. Bromoketone 86 was subjected to alkylation with thioureas 87a and 87b to afford thiazoles 88a and 88b respectively. Coupling of 88a and 88b with boronate 81 yielded thiazoles 1020 and 1021.





Synthesis of Thiazole 88a

[0210] Bromoketone 86 (0.29 g, 1.0 mmol) was dissolved in dioxane (10 mL). Thiourea 87a (0.19 g, 1.2 mmol) and potassium carbonate (0.28 g, 2 mmol) were added sequentially and the resulting slurry stirred at 50° C. for 4 h. The mixture was cooled to room temperature, diluted with 100 mL CH₂Cl₂, and washed with sat. aq. NaHCO₃, and brine. The aqueous washes were back-extracted with CH₂Cl₂ (2×50 mL). The combined organic extracts were dried over K₂CO₃, filtered and concentrated in vacuo to afford 88a as a yellow solid (0.32 g) which was used without further purification. LCMS (ESI) m/z 353 (M+H)⁺.

Synthesis of Thiazole 1020

[0211] The crude aryl bromide 88a obtained above (0.20 g, 0.56 mmol), boronate ester 81 (0.25 g, 0.66 mmol), and K₂CO₃ (0.14 g, 1.0 mmol) were combined with a 1:1:1 mixture of toluene, ethanol and water (2 mL each). The slurry was degassed by alternately applying high vacuum to the reaction mixture and flushing with dry argon. The reaction vessel was then sealed and heated in an 80° C. oil bath for 14 h. The reaction mixture was cooled to room temperature, diluted

with 100 mL 9:1 CH₂Cl₂/MeOH, and washed with water and brine (50 mL each). The aqueous washes were back-extracted once with 50 mL 9:1 CH₂Cl₂/MeOH. The combined organic extracts were dried on K₂CO₃, filtered, and concentrated in vacuo to afford 0.48 g of a brown solid which was purified by silica gel chromatography (25 mm×6" column eluted with 7:3 acetone/hexane) to yield 1020 as an off-white solid (0.17 g, 0.32 mmol). LCMS (ESI) m/z 525 (M+H)⁺.

Synthesis of Thiazole 1021

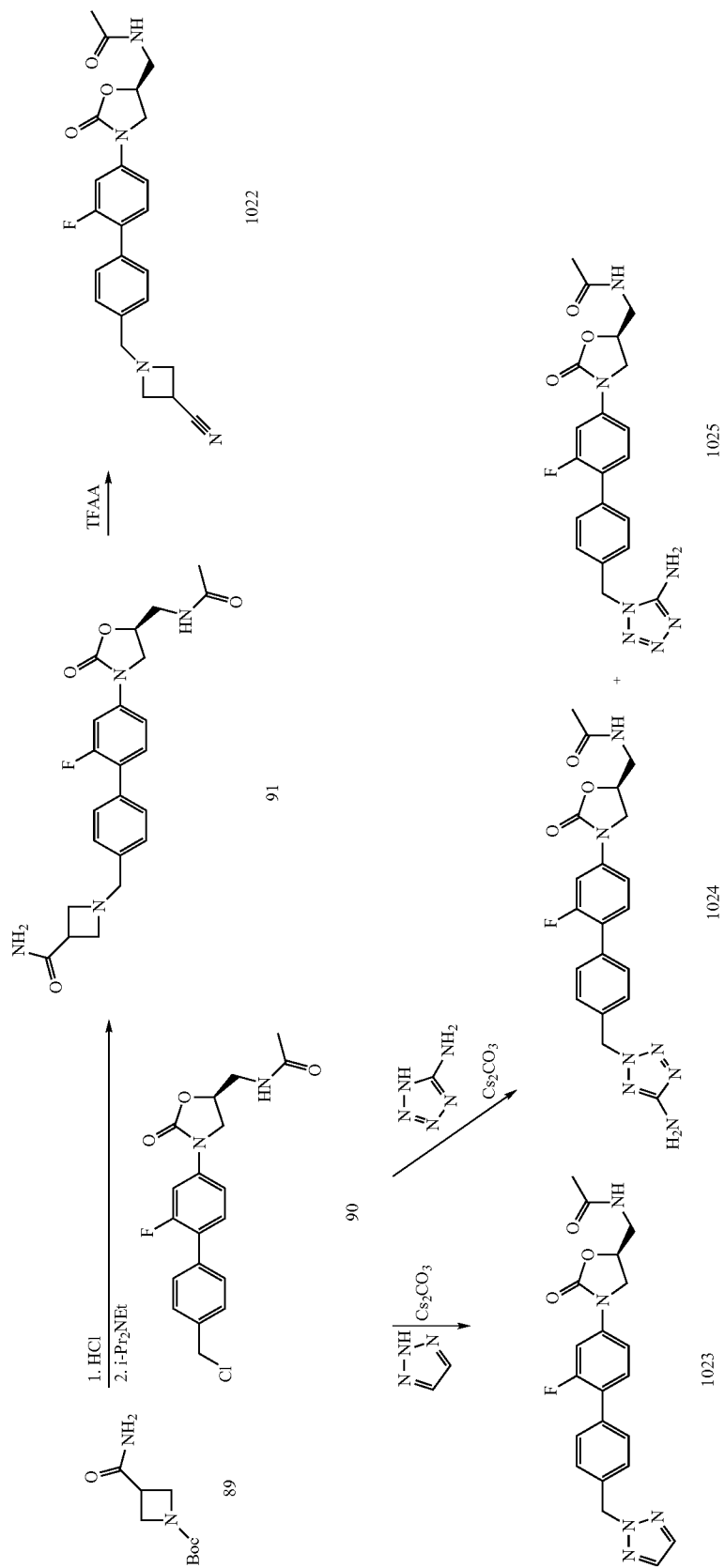
[0212] Compound 21 was synthesized according to the procedure described above for 1020, using thiourea 88b in place of 88a. The reaction yielded 1021 as a white solid (0.12 g, 0.21 mmol). LCMS (ESI) m/z 561 (M+H)⁺.

Example 9

Synthesis of Compounds 1022-1025

[0213] Scheme 9 illustrates the synthesis of compounds 1022-1025. Azetidine 89 was deprotected and alkylated with chloride 90 to afford amide 91. The amide of 91 was dehydrated with trifluoroacetic anhydride to produce nitrile 1022. The alkylation of 1,2,3-triazole with benzyl chloride 90 gave triazole 1023. Similarly, the alkylation of 5-aminotetrazole with benzyl chloride 90 yielded a mixture of tetrazole 1024 and tetrazole 1025.

Scheme 9



Synthesis of Chloride 90

[02114] N-[3-(2-fluoro-4'-hydroxymethyl-biphenyl-4-yl)-2-oxo-oxazolidin-5-ylmethyl]-acetamide 51 (3.0 g, 8.4 mmol) 51 was dissolved in CH_2Cl_2 (20 mL) and Hunig's base (2 mL). Methanesulfonyl chloride (1.4 mL, 12.6 mmol) was added dropwise and the resulting solution stirred at room temperature for 4 h. The mixture was poured into 100 mL sat. aqueous NaHCO_3 and extracted with CH_2Cl_2 (3x50 mL). The combined organic extracts were washed with brine, dried over MgSO_4 , filtered, and concentrated to give 3.9 g of an oily yellow solid. The crude material was purified by silica gel chromatography to give chloride 90 as an off-white solid (2.7 g, 7.2 mmol). LCMS (ESI) m/z 377 ($\text{M}+\text{H}$)⁺, 418 ($\text{M}+\text{CH}_3\text{CN}+\text{H}$)⁺, 440 ($\text{M}+\text{CH}_3\text{CN}+\text{Na}$)⁺.

Synthesis of Amide 91

[02115] A solution of 89 (*J. Med. Chem.* 1993, 36, 801) (33 mg, 0.17 mmol) in CH_2Cl_2 (1.0 mL) was treated with 4.0 M HCl-dioxane (0.2 mL) and stirred at 23° C. for 2 h. The reaction mixture was evaporated and the residue dissolved in DMF (1.0 mL) and treated with benzyl chloride 90 (63 mg, 0.17 mmol) and Hunig's base (0.17 mL, 1.0 mmol) and stirred at 60° C. for 2 h. The reaction mixture was cooled to 23° C., diluted with H_2O (10 mL) and extracted with CH_2Cl_2 (4x25 mL), dried (Na_2SO_4) and evaporated. The crude residue was purified by preparative TLC (1% NH_4OH -10% MeOH-89% CH_2Cl_2) to afford 91 (36 mg; 50%) as a tan powder. LCMS (ESI) m/z 441.1 ($\text{M}+\text{H}$)⁺.

Synthesis of Nitrile 1022

[02116] A solution of 91 (26 mg, 0.06 mmol) in CH_2Cl_2 (1.0 mL) was treated with pyridine (0.02 mL, 0.2 mmol) and trifluoroacetic anhydride (0.035 mL, 0.21 mmol) and stirred at 0° C. for 1 h. The reaction mixture was directly purified by preparative TLC (1% NH_4OH -10% MeOH-89% CH_2Cl_2) to afford 1022 (6.0 mg; 24%) as a tan powder. LCMS (ESI) m/z 423.1 ($\text{M}+\text{H}$)⁺.

Synthesis of Triazole 1023

[02117] A solution of 90 (0.19 g, 0.50 mmol) in DMF (2.0 mL) was treated with 1,2,3-triazole (0.058 mL, 1.0 mmol) and cesium carbonate (Cs_2CO_3 , 0.33 g, 1.0 mmol) and stirred at 23° C. for 16 h. The reaction mixture was diluted with H_2O (100 mL) and the resulting precipitate was isolated by filtration and purified by preparative TLC (10% MeOH-45% CH_2Cl_2 -45% EtOAc) to afford 1023 (39 mg; 19%) as a white powder. LCMS (ESI) m/z 473.2 ($\text{M}+\text{CH}_3\text{CN}+\text{Na}$)⁻.

Synthesis of Tetrazoles 1024 and 1025

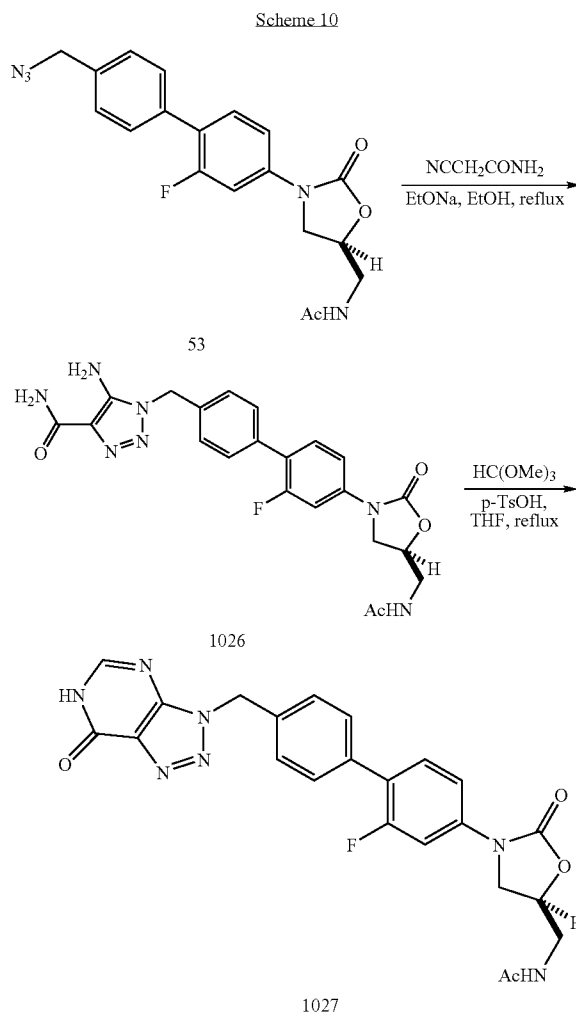
[02118] A solution of 90 (0.19 g, 0.50 mmol) in DMF (2.0 mL) was treated with 5-aminotetrazole (87 mg, 1.0 mmol) and Cs_2CO_3 (0.33 g, 1.0 mmol) and stirred at 23° C. for 12 h. The reaction mixture was diluted with H_2O (100 mL) and the resulting precipitate was isolated by filtration and suspended in 50 mL of a 1:1 mixture of CH_2Cl_2 and MeOH. The insoluble material (55 mg; 26%) was isolated by filtration and assigned the structure of 1024. LCMS (ESI) m/z 426.1 ($\text{M}+\text{H}$)⁺. The soluble material was isolated by evaporation and purified by preparative TLC (1% NH_4OH -10% MeOH-

89% CH_2Cl_2) to afford a white powder assigned the structure of 1025 (39 mg; 19%). LCMS (ESI) m/z 489.2 ($\text{M}+\text{CH}_3\text{CN}+\text{Na}$)⁺.

Example 10

Synthesis of Compounds 1026 and 1027

[02119] Scheme 10 illustrates the synthesis of compounds 1026 and 1027. Azide 53 was converted to triazole 1026, which was then subsequently cyclized to compound 1027.



Synthesis of Triazole 1026

[0220] A solution of azide 53 (383 mg, 1.0 mmol) in ethanol (4.0 mL) was treated with cyanoacetamide (101 mg, 1.2 mmol) and a solution of sodium ethoxide (21% wt solution in ethanol, 648 mg, 0.75 mL) at room temperature under N_2 . The resulting reaction mixture was stirred for 10 min at room temperature before being warmed up to reflux for 2 h. When TLC showed that the reaction was complete, the reaction mixture was cooled down to room temperature before being treated with H_2O (10 mL). The white precipitate was then collected by filtration, washed with H_2O (2x10 mL), and

dried in vacuo to afford the desired triazole 1026 (312 mg; 67%) as an off-white powder, which was of sufficient purity to be used directly in subsequent reactions. LCMS (ESI) m/z 468 (M+H)⁺.

Synthesis of Compound 1027

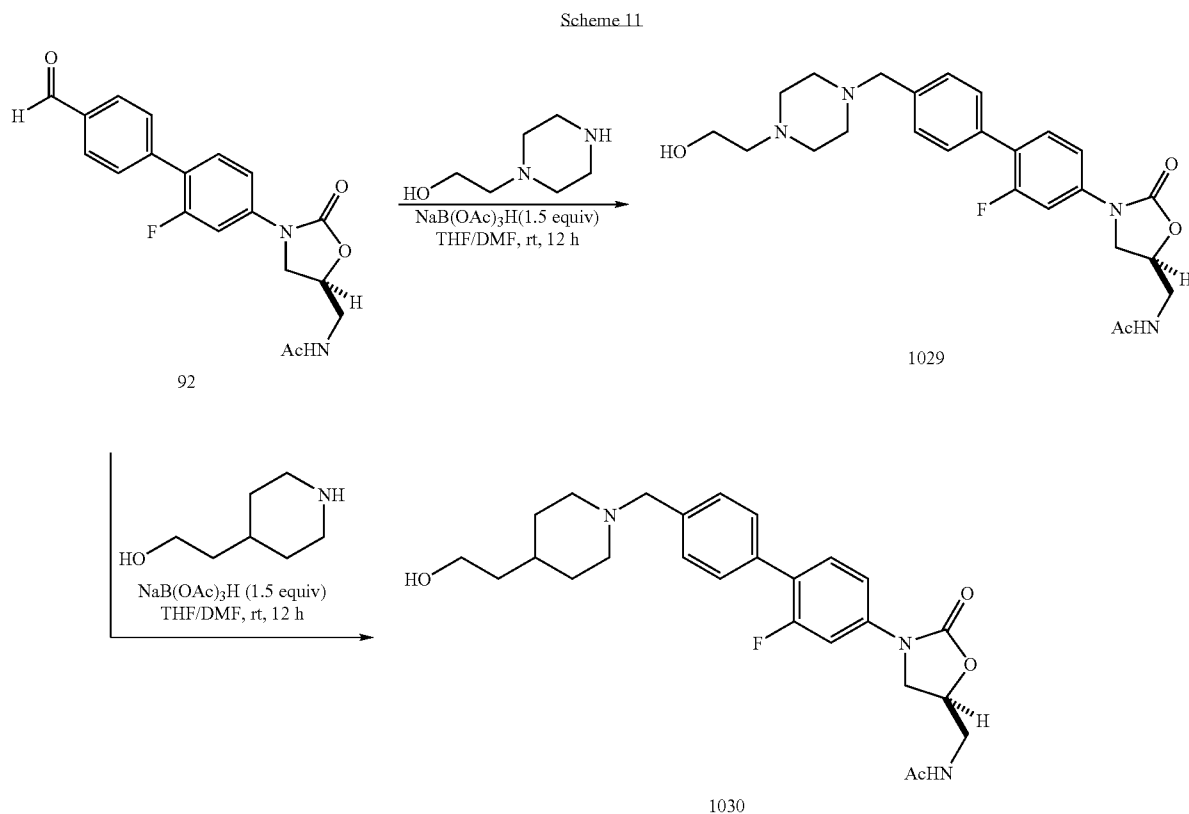
[0221] A suspension of 1026 (165 mg, 0.353 mmol) in anhydrous THF (5 mL) was treated with *p*-toluenesulfonic

MeOH/CH₂Cl₂ gradient elution) to afford triazole 1028 (93.9 mg; 66%) as a pale-yellow solid. LCMS (ESI) m/z 440 (M+H)⁺.

Example 12

Synthesis of Piperazine 1029 and Piperidine 1030

[0223] Scheme 11 illustrates the reductive amination chemistry used to synthesize 1029 and 1030.



acid monohydrate (34.2 mg, 0.18 mmol) and trimethyl orthoformate (374 mg, 0.386 mL, 3.53 mmol) at 25° C. under N₂, and the resulting mixture was warmed up to reflux for 2 h. The solvents were removed in vacuo, and the residue was directly purified by column chromatography (5-10% MeOH/CH₂Cl₂ gradient elution) to afford the desired compound 1027 (42 mg; 25%) as a white powder. LCMS (ESI) m/z 478 (M+H)⁺.

Example 11

Synthesis of Triazole 1028

[0222] A suspension of azide 53 (124 mg, 0.324 mmol) in anhydrous 1,4-dioxane (5.0 mL) was treated with propargyl alcohol (182 mg, 0.19 mL, 3.24 mmol) at 25° C., and the resulting reaction mixture was warmed up to reflux for 12 h. When TLC and LCMS showed the reaction was complete, the reaction mixture was concentrated in vacuo, and the residue was directly purified by column chromatography (0-5%

Synthesis of Piperazine 1029

[0224] A solution of aldehyde 92 (made from iodide 50 and 4-formylboronic acid in the same fashion as N-[3-(2-fluoro-4'-hydroxymethyl-biphenyl-4-yl)-2-oxo-oxazolidin-5-ylmethyl]-acetamide in Example 1) (180 mg, 0.5 mmol) and 2-piperidin-4-yl-ethanol (65 mg, 0.065 mL, 0.5 mmol) in anhydrous THF (4.0 mL) and anhydrous DMF (1.0 mL) was treated with sodium triacetoxyborohydride (160 mg, 0.75 mmol) at 25° C., and the resulting mixture was stirred at 25° C. for 12 h. When TLC and LCMS showed the reductive amination reaction was complete, the reaction mixture was concentrated in vacuo. The residue was directly purified by flash column chromatography (0-5% MeOH—CH₂Cl₂ gradient elution) to afford piperazine 1029 (306 mg; 65%) as a colorless oil, which solidified upon standing at room temperature in vacuo. LCMS (ESI) m/z 471 (M+H)⁺.

Synthesis of Piperidine 1030

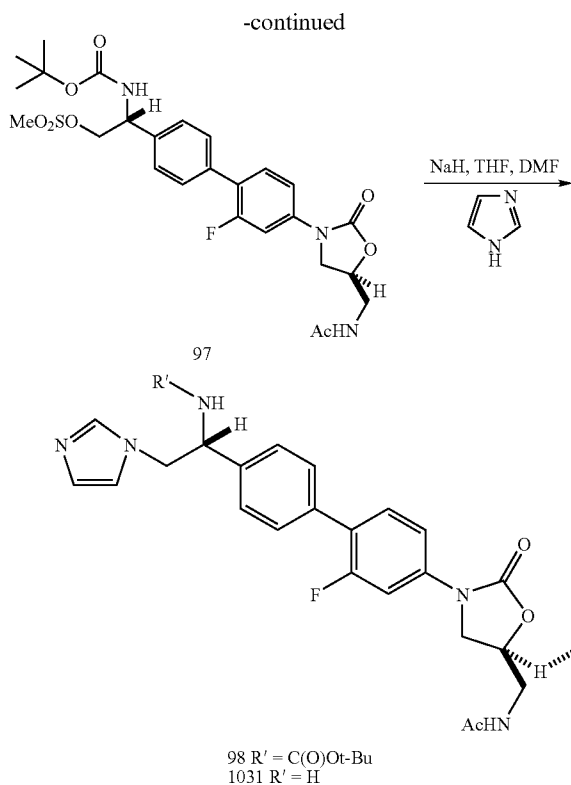
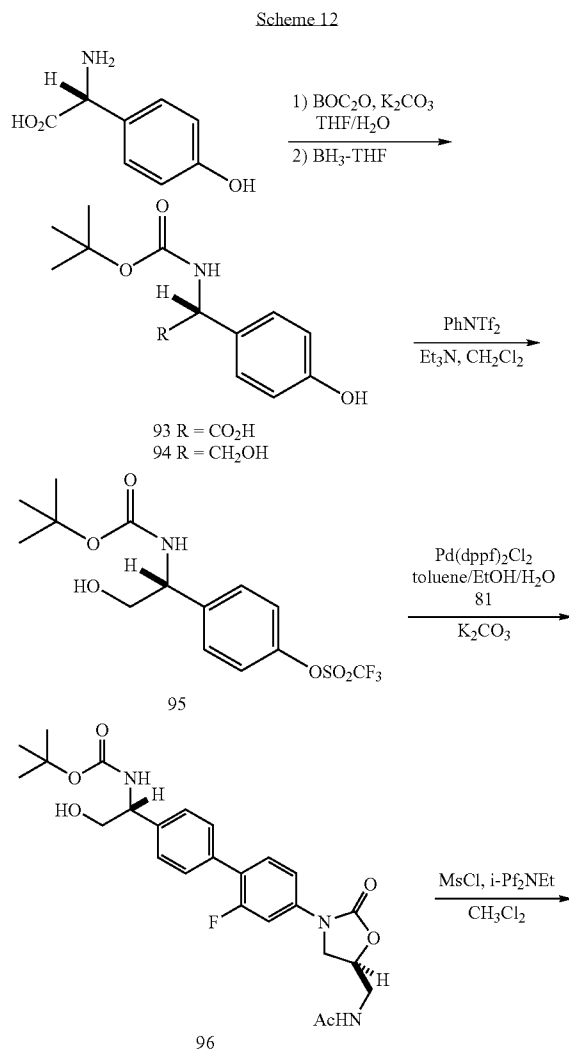
[0225] A solution of aldehyde 92 (356 mg, 1.0 mmol) and 2-piperazin-1-yl-ethanol (130 mg, 0.123 mL, 1.0 mmol) in

anhydrous THF (8.0 mL) and anhydrous DMF (1.6 mL) was treated with sodium triacetoxyborohydride ($\text{NaB}(\text{OAc})_3\text{H}$, 318 mg, 1.5 mmol) at 25° C., and the resulting mixture was stirred at 25° C. for 12 h. When TLC and LCMS showed the reductive amination reaction was complete, the reaction mixture was concentrated in vacuo. The residue was directly purified by flash column chromatography (0-5% MeOH— CH_2Cl_2 gradient elution) to afford piperidine 1030 (169 mg; 72%) as a colorless oil, which solidified upon standing at room temperature in vacuo. LCMS (ESI) m/z 470 ($\text{M}+\text{H}$)⁺.

Example 13

Synthesis of Imidazole 1031

[0226] Scheme 12 depicts the synthesis of tetrazole derivative 1031. D-p-Hydroxyphenyl-glycine was converted to triflate 95, which was subsequently coupled to boronate 81 to afford alcohol 96. Mesylation of 96, followed by displacement with the anion of imidazole and deprotection of the BOC group yielded imidazole derivative 1031.



Synthesis of triflate 95

[0227] A solution of D-p-hydroxyphenylglycine (23.8 g, 142.3 mmol) and potassium carbonate (39.3 g, 284.6 mmol) in THF (200 mL) and H_2O (200 mL) was treated with di-tert-butyl dicarbonate (BOC_2O , 34.14 g, 156.6 mmol) at 25° C., and the resulting reaction mixture was stirred at 25° C. for 2 h. When TLC and LCMS showed that the reaction was complete, the reaction mixture was treated with ethyl acetate (200 mL) and H_2O (200 mL). The two layers were separated, and the aqueous solution was extracted with ethyl acetate (200 mL), and the combined organic extracts were discarded. The aqueous layer was then acidified with a 2 N HCl aqueous solution to pH 4 before being extracted with ethyl acetate (2×200 mL). The combined organic extracts were then washed with water (2×100 mL) and saturated aqueous NaCl solution (100 mL), dried over MgSO_4 , and concentrated in vacuo. The residual white solids were further dried in vacuo to afford the crude desired acid 93 (36.5 g; 96%), which was of suitable purity for use in subsequent reactions.

[0228] A solution of acid 93 (4.005 g, 15 mmol) in anhydrous THF (20 mL) was treated dropwise with a 1 M solution of BH_3 -THF in THF (30 mL, 30 mmol) at 0-5° C., and the resulting reaction mixture was stirred at 0-5° C. for an additional 2 h. When TLC and LCMS showed that the reduction reaction was complete, the reaction mixture was treated with water (50 mL) and ethyl acetate (50 mL). The mixture was then stirred at 25° C. for 30 min before being separated, and the aqueous layer was extracted with ethyl acetate (2×50 mL). The combined organic extracts were then washed with water (2×20 mL) and saturated aqueous NaCl solution (20 mL), dried over MgSO_4 , and concentrated in vacuo. The residue

was then directly purified by flash column chromatography (0-5% MeOH—CH₂Cl₂ gradient elution) to afford desired alcohol 94 (2.50 g; 66%) as a white powder which was of suitable purity for use in subsequent reactions.

[0229] A suspension alcohol 94 (670 mg, 2.65 mmol) in CH₂Cl₂ (10 mL) was treated with N-phenyltrifluoromethane sulfonamide (947 mg, 2.65 mmol) and triethylamine (535.3 mg, 0.74 mL, 5.3 mmol) at 25° C., and the resulting reaction mixture was stirred at 25° C. for an additional 2 h. When TLC and LCMS showed that the reaction was complete, the reaction mixture was quenched with water (10 mL) and CH₂Cl₂ (20 mL). The two layers were then separated, and the aqueous layer was extracted with CH₂Cl₂ (2×20 mL). The combined organic extracts were then washed with water (2×10 mL) and saturated aqueous NaCl solution (10 mL), dried over MgSO₄, and concentrated in vacuo. The residue was then directly purified by flash column chromatography (0-5% MeOH—CH₂Cl₂ gradient elution) to afford triflate 95 (945 mg; 93%) as a white powder which was of suitable purity for use in subsequent reactions.

Synthesis of Alcohol 96

[0230] A solution of boronate 81 (1162 g, 5.72 mmol) and triflate 95 (1.70 g, 4.4 mmol) in toluene (24 mL) was treated with solid potassium carbonate (1.82 g, 13.2 mmol), ethanol (8.0 mL) and H₂O (8.0 mL) at room temperature, and the resulting reaction mixture was degassed three times under a steady stream of argon before being treated with Pd(dppf)₂Cl₂ (184 mg, 0.22 mmol) at room temperature. The reaction mixture was then degassed three times again under a steady stream of argon before being warmed up to reflux for 2 h. When TLC and LCMS showed that the reaction was complete, the reaction mixture was cooled down to room temperature before being treated with water (20 mL) and ethyl acetate (20 mL). The two layers were separated, and the aqueous layer was extracted with ethyl acetate (2×20 mL). The combined organic extracts were washed with water (2×20 mL) and saturated aqueous NaCl solution (20 mL), dried over MgSO₄, and concentrated in vacuo. The residue was then purified by flash column chromatography (0-5% MeOH—CH₂Cl₂ gradient elution) to afford (1-{3-[4'-(1-amino-2-imidazol-1-yl-ethyl)-2-fluoro-biphenyl-4-yl]-2-oxo-oxazolidin-5-ylmethyl}acetamide hydrochloride 96 (1.543 g; 72%) as yellow oil, which solidified upon standing at room temperature in vacuo.

Synthesis of Mesylate 97

[0231] A suspension of alcohol 96 (694 mg, 1.43 mmol) in anhydrous CH₂Cl₂ (10 mL) was treated with diisopropylethylamine (388 mg, 0.522 mL, 2.85 mmol) and methanesulfonyl chloride (196 mg, 0.132 mL, 1.71 mmol) at 0-5° C., and the resulting reaction mixture was stirred at 0-5° C. for an additional 2 h. When TLC and LCMS showed that the reaction was complete, the reaction mixture was quenched with water (10 mL). The two layers were separated, and the aqueous layer was extracted with CH₂Cl₂ (2×10 mL). The combined organic extracts were washed with water (2×10 mL) and saturated aqueous NaCl solution (10 mL), dried over MgSO₄, and concentrated in vacuo. The residue was then purified by flash column chromatography (0-5% MeOH—CH₂Cl₂ gra-

dient elution) to afford mesylate 97 (647 mg; 80%) as a pale-yellow solid, which was of suitable purity for use in subsequent reactions.

Synthesis of Imidazole 98

[0232] A solution of imidazole (41 mg, 0.6 mmol) in anhydrous THF (3 mL) was treated with NaH (60% oil dispersion, 29 mg, 0.72 mmol) at 0° C., and the resulting mixture was stirred at 0-5° C. for 30 min before a solution of mesylate 97 (170 mg, 0.3 mmol) in anhydrous DMF (3.0 mL) was added. The resulting reaction mixture was then stirred at 0-5° C. for 30 min before being gradually warmed up to room temperature for 12 h. When TLC and LCMS showed that the reaction was complete, the solvents were removed in vacuo, and the residue was directly purified by flash column chromatography (0-5% MeOH—CH₂Cl₂ gradient elution) to afford imidazole 98 (46 mg; 29%) as a yellow solid.

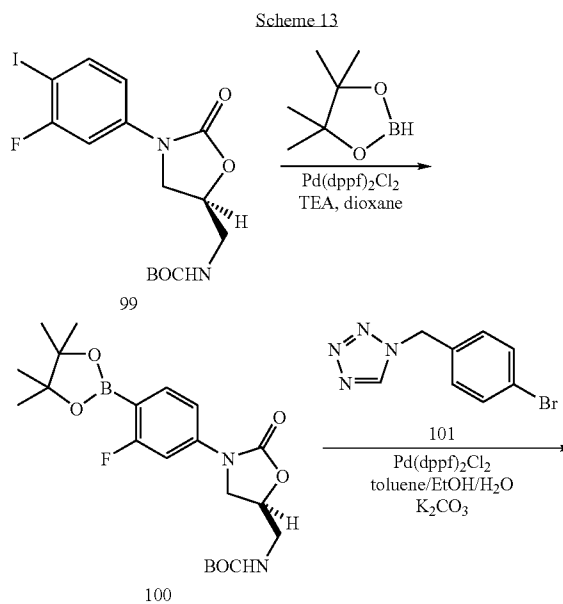
Synthesis of Imidazole 1031

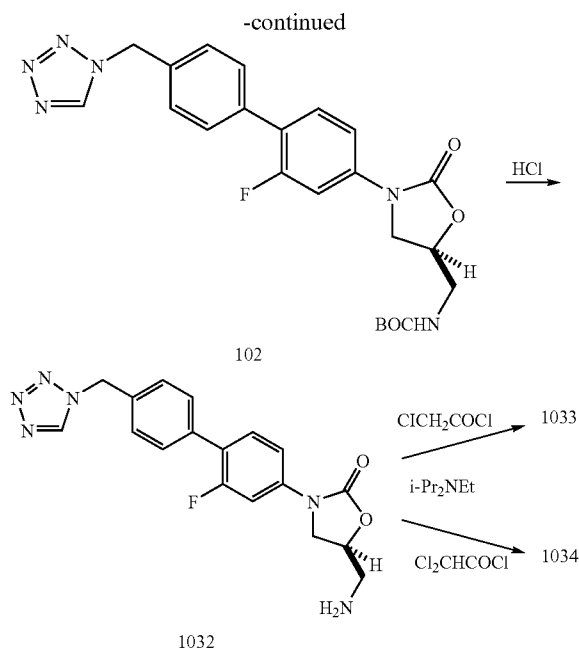
[0233] A solution of imidazole 98 (23 mg, 0.043 mmol) in MeOH (1.0 mL) was treated with a solution of 4 N HCl in 1,4-dioxane (3.0 mL), and the resulting reaction mixture was stirred at room temperature for 30 min. When TLC and LCMS showed that the reaction was complete, the solvents were removed in vacuo, and the desired N-{3-[4'-(1-amino-2-imidazol-1-yl-ethyl)-2-fluoro-biphenyl-4-yl]-2-oxo-oxazolidin-5-ylmethyl}acetamide hydrochloride 1031 (18.8 mg; 100%) was obtained as a yellow solid. LCMS (ESI) m/z 438 (M+H)⁺.

Example 14

Synthesis of Tetrazoles 1032-1034

[0234] Scheme 13 depicts the synthesis of tetrazole derivatives 1032-1034. Iodide 99 was converted to boronate 100 which served as the coupling partner for bromide 101 to afford tetrazole 102. Deprotection of 102 afforded tetrazole amine 1032, which was subsequently acylated to afford tetrazole 1033 and 1034.





Synthesis of Iodide 99

[0235] A solution of known 5-aminomethyl-3-(3-fluoro-4-iodo-phenyl)-oxazolidin-2-one (2.02 g, 6.0 mmol; see U.S. Pat. Nos. 5,523,403 and 5,565,571) and potassium carbonate (1.66 g, 12.0 mmol) in THF (20 mL) and H₂O (20 mL) was treated with BOC₂O (1.334 g, 6.12 mmol) at 25° C., and the resulting reaction mixture was stirred at 25° C. for 2 h. When TLC and LCMS showed the reaction was complete, the reaction mixture was treated with ethyl acetate (20 mL) and H₂O (20 mL). The two layers were separated, and the aqueous solution was extracted with ethyl acetate (20 mL), and the combined organic extracts were then washed with water (2×10 mL) and saturated aqueous NaCl solution (10 mL), dried over MgSO₄, and concentrated in vacuo. The residual white solids were further dried in vacuo to afford the crude, desired iodide 99 (2.40 g; 92%), which was of suitable purity for use in subsequent reactions.

Synthesis of Boronate 100

[0236] A solution of iodide 99 (1.11 g, 2.55 mmol) in 1,4-dioxane (25 mL) was treated with 4,4,5,5-tetramethyl-[1,3,2]dioxaborolane (489 mg, 0.56 mL, 3.82 mmol) and triethylamine (772 mg, 1.07 mL, 7.65 mmol) at room temperature, and the resulting reaction mixture was degassed three times under a steady stream of argon before being treated with Pd(dppf)₂Cl₂ (107 mg, 0.13 mmol) at room temperature. The reaction mixture was then degassed three times again under a steady stream of argon before being warmed up to reflux for 6 h. When TLC and LCMS showed that the reaction was complete, the reaction mixture was cooled down to room temperature before being treated with water (20 mL) and ethyl acetate (20 mL). The two layers were separated, and the aqueous layer was extracted with ethyl acetate (2×20 mL). The combined organic extracts were washed with water (2×20 mL) and saturated aqueous NaCl solution (20 mL),

dried over MgSO₄, and concentrated in vacuo. The residual brown oil was then purified by flash column chromatography (10-30% EtOAc-hexanes gradient elution) to afford boronate 100 (646 mg; 58%) as a brown oil, which solidified upon standing at room temperature in vacuo and was of suitable purity for use in subsequent reactions.

Synthesis of Bromide 101

[0237] A solution of 4-bromobenzylamine hydrochloride (2.22 g, 10.0 mmol) in acetic acid (30 mL) was treated with triethyl orthoformate (2.964 g, 3.29 mL, 20.0 mmol) and sodium azide (2.30 g, 20.0 mmol) at room temperature, and the resulting reaction mixture was subsequently stirred at reflux for 12 h. When TLC and LCMS showed that the reaction was complete, the reaction mixture was cooled down to room temperature, and the cooled reaction mixture was poured into ice-water (100 mL). The precipitate was then collected by filtration, washed with water (2×20 mL), and dried in vacuo to afford crude bromide 101 (460 mg; 19%) as a white solid, which was of suitable purity for use in subsequent reactions.

Synthesis of Tetrazole 102

[0238] A solution of boronate 100 (658 mg, 1.5 mmol) and bromide 101 (300 mg, 1.25 mmol) in toluene (9.0 mL) was treated with solid potassium carbonate (621 mg, 4.5 mmol), ethanol (3.0 mL) and H₂O (3.0 mL) at room temperature, and the resulting reaction mixture was degassed three times under a steady stream of argon before being treated with Pd(dppf)₂Cl₂ (52.3 mg, 0.063 mmol) at room temperature. The reaction mixture was then degassed three times again under a steady stream of argon before being warmed up to reflux for 3 h. When TLC and LCMS showed that the reaction was complete, the reaction mixture was cooled down to room temperature before being treated with water (10 mL) and ethyl acetate (20 mL). The two layers were separated, and the aqueous layer was extracted with ethyl acetate (2×10 mL). The combined organic extracts were washed with water (2×5 mL) and saturated aqueous NaCl solution (5 mL), dried over MgSO₄, and concentrated in vacuo. The residue was then purified by flash column chromatography (0-5% MeOH—CH₂Cl₂ gradient elution) to afford tetrazole 102 (357 mg; 61%) as a yellow oil, which solidified upon standing at room temperature in vacuo.

Synthesis of Tetrazole 1032

[0239] A solution of tetrazole 102 (350 mg, 0.748 mmol) in EtOAc (5.0 mL) was treated with a solution of 4 N HCl in 1,4-dioxane (5.0 mL), and the resulting reaction mixture was stirred at room temperature for 30 min. When TLC and LCMS showed that the reaction was complete, the solvents were removed in vacuo, and the residue was treated with an aqueous sodium bicarbonate solution (10 mL) and EtOAc (15 mL). The mixture was stirred at room temperature for 30 min before the two layers were separated. The aqueous layer was extracted with EtOAc (10 mL), and the combined organic extracts were washed with H₂O (10 mL) and saturated aqueous NaCl solution (10 mL), dried over MgSO₄, and concen-

trated in vacuo to afford tetrazole amine 1032 (266 mg; 97%) as a pale-yellow solid. LCMS (ESI) m/z 369 (M+H)⁺.

Synthesis of Tetrazole 1033

[0240] A suspension of tetrazole amine 1032 (74 mg, 0.2 mmol) in anhydrous CH₂Cl₂ (5.0 mL) was treated with diisopropylethylamine (52 mg, 0.07 mL, 0.4 mmol) and chloroacetyl chloride (34 mg, 0.024 mL, 0.3 mmol) at 0-5° C., and the resulting reaction mixture was stirred at 0-5° C. for 2 h. When TLC and LCMS showed the reaction was complete, the reaction mixture was concentrated in vacuo. The residue was directly purified by flash column chromatography (0-5% MeOH—CH₂Cl₂ gradient elution) to afford tetrazole 1033 (43 mg; 48% yield) as a white solid. LCMS (ESI) m/z 445 (M+H)⁺.

Synthesis of Tetrazole 1034

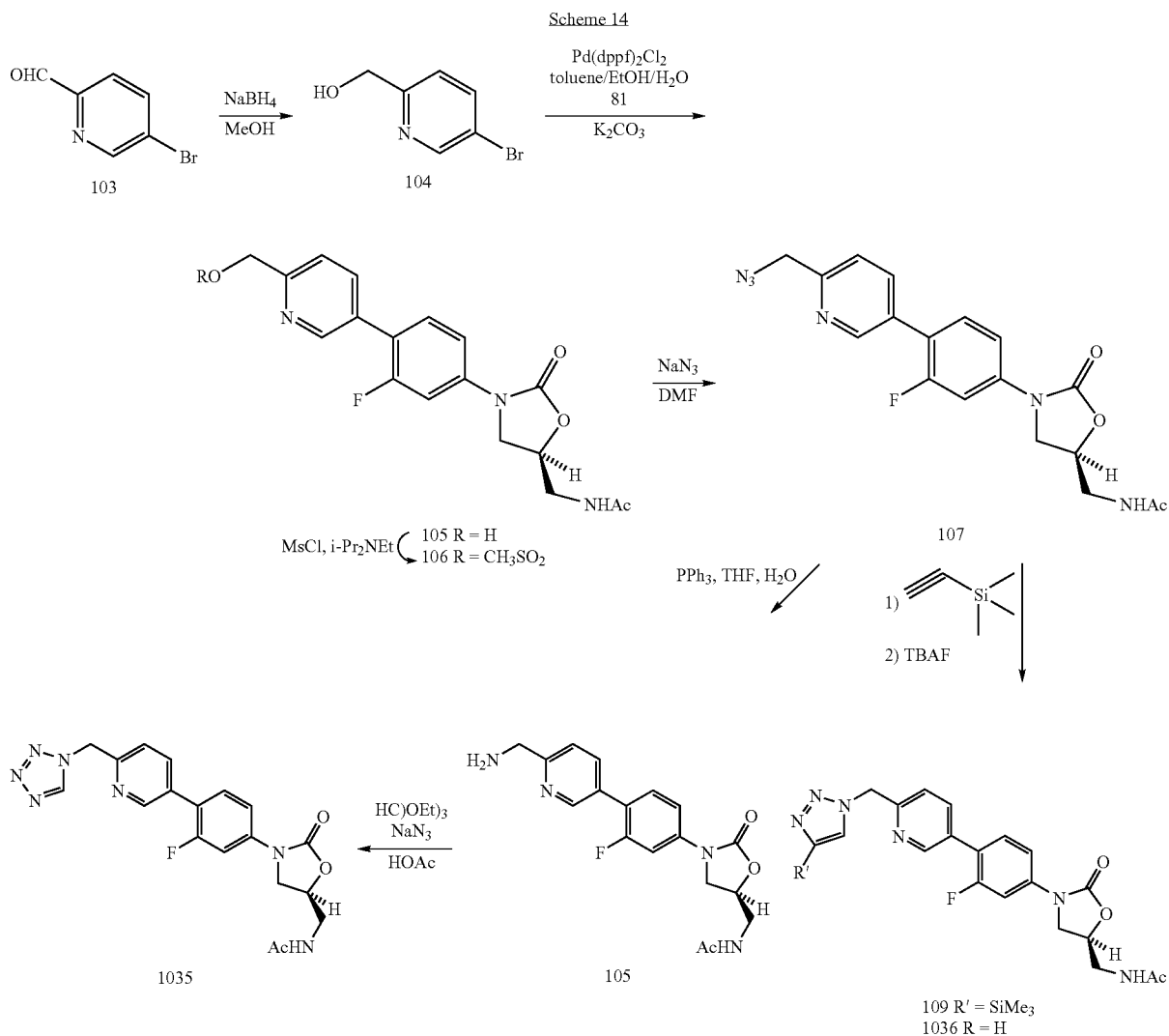
[0241] A suspension of tetrazole amine 1032 (74 mg, 0.2 mmol) in anhydrous CH₂Cl₂ (5.0 mL) was treated with diisopropylethylamine (52 mg, 0.07 mL, 0.4 mmol) and dichloro-

acetyl chloride (44 mg, 0.029 mL, 0.3 mmol) at 0-5° C., and the resulting reaction mixture was stirred at 0-5° C. for 2 h. When TLC and LCMS showed the reaction was complete, the reaction mixture was concentrated in vacuo. The residue was directly purified by flash column chromatography (0-5% MeOH—CH₂Cl₂ gradient elution) to afford tetrazole 1034 (41 mg; 43% yield) as a white solid. LCMS (ESI) m/z 479 (M+H)⁺.

Example 15

Synthesis of Compounds 1035 and 1036

[0242] Scheme 14 depicts the synthesis of tetrazole derivatives 1035 and 1036. Aldehyde 103 was reduced to 104 which was coupled to boronate 81 to yield alcohol 105. Mesylation of 105, followed by displacement with sodium azide, yielded azide 107. Reduction of 107 to amine 108 was followed by conversion to tetrazole 1035. Cycloaddition of azide 107 with trimethylsilylacetylene, followed by desilylation, afforded triazole 1036.



Synthesis of Aldehyde 103

[0243] A solution of 2,5-dibromopyridine (25 g, 105.5 mmol) in toluene (1.24 L) was cooled down to -78°C . before being treated dropwise with a 2.5 M solution of n-BuLi in hexane (50.6 mL, 126.6 mmol) at -78°C . under N_2 . The resulting reaction mixture was stirred at -78°C . for 1 h before being treated with anhydrous DMF (11.6 g, 12.2 mL, 158.0 mmol) at -78°C . The reaction mixture was stirred at -78°C . for an additional 1 h before being gradually warmed up to room temperature for 6 h. When TLC and LCMS showed that the reaction was complete, the reaction mixture was quenched with water (200 mL). The two layers were separated, and the aqueous layer was extracted with ethyl acetate (2 \times 50 mL). The combined organic extracts were then washed with H_2O (2 \times 200 mL), and saturated aqueous NaCl solution (100 mL), and dried over MgSO_4 . The solvents were then removed in vacuo, and the residual pale-yellow oil was purified by flash column chromatography (0-15% EtOAc-hexane gradient elution) to afford aldehyde 103 (10.2 g; 52%) as a pale-yellow solid.

Synthesis of Bromide 104

[0244] A solution aldehyde 103 (4.91 g, 26.4 mmol) in methanol (120 mL) was treated with sodium borohydride (1.18 g, 31.7 mmol) at 0 - 5°C ., and the resulting reaction mixture was stirred at 0 - 5°C . for an additional 1 h. When TLC and LCMS showed that the reaction was complete, the reaction mixture was quenched with water (20 mL). The solvents were then removed in vacuo, and the residue was directly purified by flash column chromatography (5-25% EtOAc-hexane gradient elution) to afford bromide 104 (4.23 g; 85%) as a white solid.

Synthesis of Alcohol 105

[0245] A solution of boronate 81 (11.05 g, 29.2 mmol) and bromide 104 (4.227 g, 22.5 mmol) in toluene (150 mL) was treated with solid potassium carbonate (9.315 g, 67.5 mmol), ethanol (50 mL) and H_2O (50 mL) at room temperature, and the resulting reaction mixture was degassed three times under a steady stream of argon before being treated with Pd(dppf) $_2\text{Cl}_2$ (564 mg, 0.675) at room temperature. The reaction mixture was then degassed three times again under a steady stream of argon before being warmed up to reflux for 1 h. When LCMS showed that the reaction was complete, the reaction mixture was cooled down to room temperature before being treated with water (200 mL) and ethyl acetate (100 mL). The two layers were separated, and the aqueous layer was extracted with ethyl acetate (2 \times 50 mL). The combined organic extracts were washed with water (2 \times 50 mL) and saturated aqueous NaCl solution (50 mL), dried over MgSO_4 , and concentrated in vacuo. The residue was then purified by flash column chromatography (0-5% MeOH— CH_2Cl_2 gradient elution) to afford alcohol 105 (6.16 g; 76%) as a grey solid.

Synthesis of Azide 107

[0246] A suspension of alcohol 105 (2.15 g, 6.0 mmol) in CH_2Cl_2 (25 mL) was treated with diisopropylethylamine (1.551 g, 2.10 mL, 12.0 mmol) and methanesulfonyl chloride (756 mg, 0.511 mL, 6.6 mmol) at 0 - 5°C ., and the resulting reaction mixture was stirred at 0 - 5°C . for an additional 2 h. When TLC and LCMS showed that the reaction was com-

plete, the reaction mixture was treated with water (20 mL) and CH_2Cl_2 (40 mL). The two layers were separated, and the aqueous layer was extracted with CH_2Cl_2 (20 mL). The combined organic extracts were washed with water (20 mL) and saturated aqueous NaCl solution (20 mL), dried over MgSO_4 , and concentrated in vacuo. The residue was then purified by flash column chromatography (0-5% MeOH— CH_2Cl_2 gradient elution) to afford mesylate 106 (2.47 g; 94%) as a yellow solid.

[0247] A solution of mesylate 106 (874 mg, 2.0 mmol) in DMF (8.0 mL) was treated with sodium azide (260 mg, 4.0 mmol) at room temperature, and the resulting reaction mixture was warmed up to 40 - 45°C . for 3 h. When TLC and LCMS showed that the reaction was complete, the reaction mixture was treated with water (20 mL), and the precipitate was collected by filtration, washed with water (2 \times 10 mL), and dried in vacuo to afford crude azide 107 (699 mg; 91%) as a grey solid, which was of suitable purity for use in subsequent reactions.

Synthesis of Amine 108

[0248] A suspension of azide 107 (2.611 g, 6.8 Mmol) in THF (25 mL) was treated with water (0.13 mL, 68 mmol) and triphenylphosphine (PPh_3 , 2.14 g, 8.2 mmol) at room temperature, and the resulting reaction mixture was subsequently stirred at room temperature for 12 h. When TLC and LCMS showed that the reaction was complete, the solvents were removed in vacuo, and the residue was directly purified by flash column chromatography (0-15% MeOH— CH_2Cl_2 gradient elution) to afford amine 108 (2.233 g; 92%) as a yellow solid.

Synthesis of Tetrazole 1035

[0249] A solution of amine 108 (90 mg, 0.25 mmol) in acetic acid (3.0 mL) was treated with triethyl orthoformate (0.1 mL) and sodium azide (40 mg) at room temperature, and the resulting reaction was subsequently stirred at reflux for 4 h. When TLC and LCMS showed that the reaction was complete, the reaction mixture was cooled down to room temperature and concentrated in vacuo. The residue was then directly purified by flash column chromatography (0-5% MeOH— CH_2Cl_2 gradient elution) to afford tetrazole 1035 (43 mg; 36%) as a white solid. LCMS (ESI) m/z 412 (M+H) $^+$.

Synthesis of Triazole 1036

[0250] A solution of azide 107 (142 mg, 0.37 mmol) in DMF (5 mL) was treated with thiomethylsilyl acetylene (0.5 mL) at room temperature, and the resulting reaction mixture was subsequently stirred at 70 - 80°C . for 12 h. When TLC and LCMS showed that the reaction was complete, the reaction mixture was cooled down to room temperature before being concentrated in vacuo. The residue was then directly purified by flash column chromatography (0-5% MeOH— CH_2Cl_2 gradient elution) to afford triazole 109 (152 mg; 85%) as a pale-yellow oil, which was directly used in the subsequent reaction.

[0251] A solution of triazole 109 (152 mg, 0.315 mmol) in THF (10 mL) was treated with a 1N solution of tetrabutylammonium fluoride in THF (2.0 mL) at 0 - 5°C ., and the resulting reaction mixture was stirred at 0 - 5°C . for 1 h before being gradually warmed up to room temperature for 10 h. When TLC and LCMS showed that the reaction was complete, the reaction mixture was cooled down to room temperature

before being concentrated in vacuo. The residue was then directly purified by flash column chromatography (0-5% MeOH—CH₂Cl₂ gradient elution) to afford triazole 1036 (67 mg; 52%) as a pale-yellow oil, which solidified upon standing at room temperature in vacuo. LCMS (ESI) m/z 411 (M+H)⁺.

Example 16

Synthesis of Triazole 1037

[0252] A solution of mesylate 52 (436 mg, 1.0 mmol) in anhydrous DMF (5 mL) was treated with 1,2,4-triazole sodium salt (182 mg, 2.0 mmol) at 0-5° C., and the resulting reaction mixture was stirred at 0-5° C. for 1 h before being gradually warmed up to room temperature for 10 h. When TLC and LCMS showed that the reaction was complete, the reaction mixture was concentrated in vacuo. The residue was then directly purified by flash column chromatography (0-5% MeOH—CH₂Cl₂ gradient elution) to afford triazole 1037 (388 mg; 95%) as a white solid. LCMS (ESI) m/z 410 (M+H)⁺.

Example 17

Synthesis of Piperazine 1038

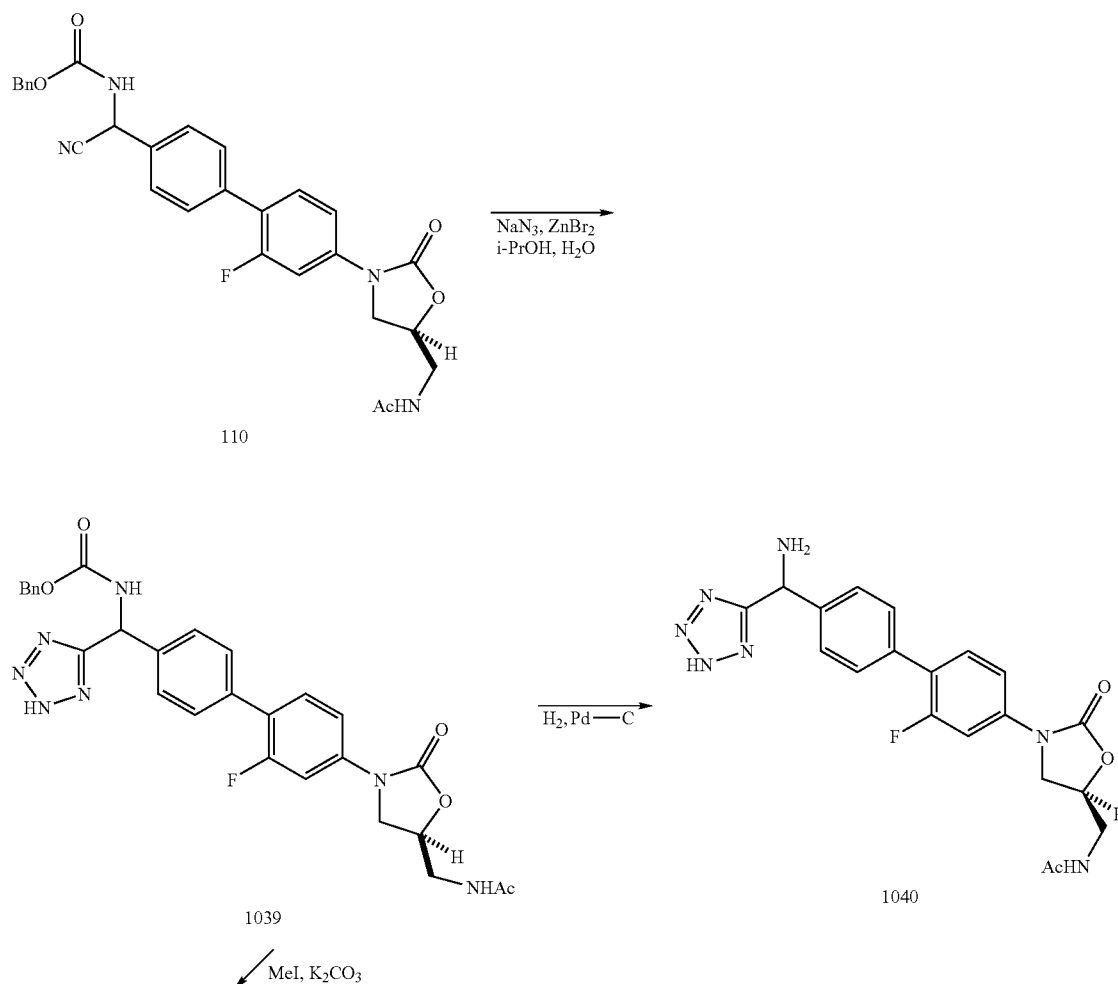
[0253] A suspension of the aldehyde 92 (142 mg, 0.4 mmol) in MeOH (4.0 mL) and THF (1.0 mL) was treated with 1-(3-chloro-5-trifluoromethyl-pyridin-2-yl)piperazine (106 mg, 0.4 mmol) and sodium triacetoxyborohydride (160 mg, 0.8 mmol) at 25° C., and the resulting reaction mixture was stirred at 25° C. for 6 h. When TLC and LCMS showed the reductive amination reaction was complete, the reaction mixture was concentrated in vacuo. The residue was directly purified by flash column chromatography (0-5% MeOH—CH₂Cl₂ gradient elution) to afford piperazine 1038 (38 mg; 16% yield) as a colorless oil, which solidified upon standing at room temperature in vacuo. LCMS (ESI) m/z 607 (M+H)⁺.

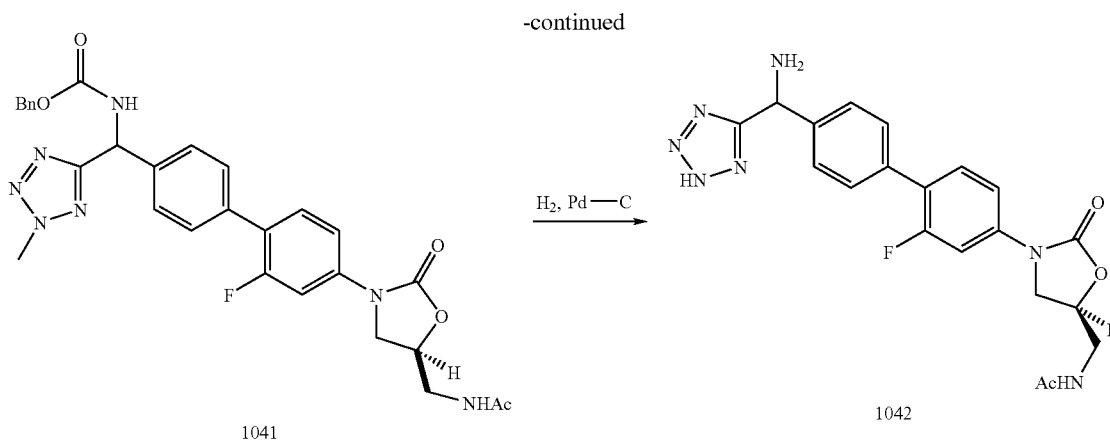
Example 18

Synthesis of Tetrazoles 1039-1042

[0254] Scheme 15 shows the synthesis of compounds 1039-1042. Nitrile 110 is converted to tetrazole 1039, which was deprotected to afford tetrazole 1040. Tetrazole 1039 is methylated to afford 1041, which was subsequently deprotected to yield 1042.

Scheme 15





Synthesis of Nitrile 110

[0255] A suspension of aldehyde 92 (1.884 g, 5.3 mmol) in MeOH (25 mL) was treated with a solution of NaCN (312 mg, 6.4 mmol) in H₂O (10 mL) and a solution of ammonium chloride (340 mg, 6.4 mmol) in H₂O (15 mL) at 25° C., and the resulting mixture was stirred at 25° C. for 30 min before being warmed up to 50° C. for 1 h. When TLC and LCMS showed that the reaction was complete, the reaction mixture was cooled down to room temperature before being treated with H₂O (25 mL) at 25° C., and the resulting mixture was cooled down to 0-5° C. for 1 h. The solid precipitates were collected by filtration, washed with H₂O (2×20 mL) and 20% EtOAc/hexane (2×20 mL), and dried in vacuo. The crude desired N-{3-[4'-(amino-cyano-methyl)-2-fluoro-biphenyl-4-yl]-2-oxo-oxazolidin-5-ylmethyl}-acetamide (1.801 g; 89% yield) was obtained as off-white solids, which by HPLC and ¹H NMR was of sufficient purity to be used in subsequent reactions. LCMS (ESI) m/z 383 (M+H)⁺.

[0256] A solution of N-{3-[4'-(amino-cyano-methyl)-2-fluoro-biphenyl-4-yl]-2-oxo-oxazolidin-5-ylmethyl}-acetamide obtained above (1.70 g, 4.45 mmol) in THF (40 mL) and H₂O (40 mL) was treated with benzyl chloroformate (940 mg, 5.34 mmol) and potassium carbonate (1.23 g, 8.9 mmol) at 25° C., and the resulting reaction mixture was stirred at 25° C. for 2 h. When TLC and LCMS showed the reaction was complete, the reaction mixture was quenched with H₂O (20 mL) and EtOAc (50 mL). The two layers were separated, and the aqueous layer was extracted with EtOAc (50 mL). The combined organic extracts were washed with water (2×20 mL), and saturated aqueous NaCl solution (20 mL), dried over MgSO₄, and concentrated in vacuo. The residue was then purified by column chromatography (0-5% MeOH—CH₂Cl₂ gradient elution) to afford the desired nitrile 110 (2.20 g; 96%) as a colorless oil, which solidified upon standing at room temperature in vacuo. This material by ¹H NMR was found to be a mixture of two diastereomers. LCMS (ESI) m/z 517 (M+H)⁺.

Synthesis of Tetrazole 1039

[0257] A solution of 0.130 g (2.52 mmol) of nitrile 110, 0.033 g (5.04 mmol) of NaN₃, and 0.028 g (1.26 mmol) of zinc bromide (ZnBr₂) in 9 ml of isopropanol/H₂O (1:2) was allowed to stir at reflux for 24 h. Once the reaction mixture

cooled down, it was diluted with 1 N HCl, extracted with MeOH/CH₂Cl₂ (1:3) (40 ml×3), and the combined organic layers were washed with brine, dried over MgSO₄, and evaporated to give 0.050 g of tetrazole 1039 as a mixture of tautomers. LCMS (ESI) m/z 560 (M+H)⁺.

Synthesis of Tetrazole 1040

[0258] A solution of 0.030 g of 1039 and 0.020 g of palladium on carbon (Pd/C) (10%) in 6 ml of (1:1 H₂O/THF) was allowed to stir at 25° C. under H₂ atmosphere (balloon) for 16 h. The reaction mixture was filtered through celite, and washed with MeOH/CH₂Cl₂. The filtrate was concentrated, washed with small amount of EtOAc, then dried via vacuum to give 0.010 g of tetrazole 1040. LCMS (ESI) m/z 426 (M+H)⁺.

Synthesis of Methyl Tetrazole 1041

[0259] A solution of 0.218 g (0.39 mmol) of 1039, 0.080 g (0.58 mmol) of K₂CO₃, and 0.061 g (0.43 mmol) of methyl iodide (MeI) in 5 ml of DMF was allowed to stir at 25° C. for 16 h. The reaction solvent was removed by vacuum. The residue was dissolved in a mixture of MeOH/CH₂Cl₂ (1:1), filtered through a pipette column, and the filtrate was concentrated to give the crude product 1041 in the amount of about 0.220 g. A small amount was purified through preparative HPLC. LCMS (ESI) m/z 574 (M+H)⁺.

Synthesis of Methyl Tetrazole 1042

[0260] A solution of 0.220 g of 1041 and 0.020 g of Pd (10% on carbon) in 3 ml of DMF was allowed to stir at 25° C. under H₂ atmosphere (balloon) for 24 h. The solvents were removed by rotary evaporation, the residue was then dissolved in a mixture of MeOH/CH₂Cl₂, and filtered through celite. The filtrate was concentrated and further purified by preparative HPLC to give 0.052 g of methyl tetrazole 1042. LCMS (ESI) m/z 440 (M+H)⁺.

Example 19

Synthesis of Pyrazole 1043

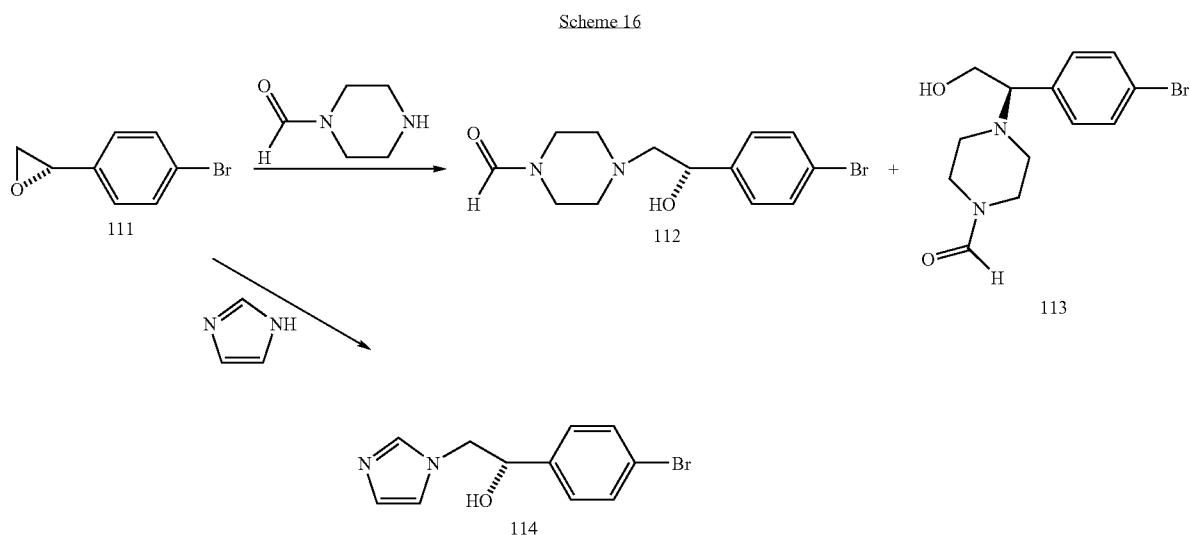
[0261] To a suspension of 0.048 g (2.0 mmol) of NaH and 0.125 g (1.83 mmol) of pyrazole in 8 ml of DMF at 0° C. was added 0.400 g (0.92 mmol) of mesylate 52. Then, the reaction

mixture was warmed up to 25° C., and was allowed to stir for 3 h. The DMF was removed and the residue was purified by preparative TLC to give 0.360 g of pyrazole 1043 (96% yield). LCMS (ESI) m/z 409 (M+H)⁺.

Example 20

Synthesis of Compounds 1044-1046

[0262] Scheme 16 depicts the synthesis of aryl bromides 112-114 required for the synthesis of compounds 1044-1046. Epoxide 111 was treated with 1-formyl piperazine to afford a mixture of 112 and 113. Epoxide ring-opening of 111 with imidazole afforded 114. These bromides were coupled with boronate 81 to deliver the target compounds 1044-1046.



Synthesis of Epoxide 111

[0263] To a solution of 4-bromostyrene (5.00 g, 26.8 mmol) in CH₂Cl₂ (130 mL) was added 4-methylmorpholine N-oxide (NMO, 12.90 g, 1071 mmol, anhydrous) and Jacobsen catalyst ((1S,2S)-(+)-[1,2-(cyclohexanodiamino-N,N'-bis(3,5-di-t-butyl-salicylidene)]manganese(III) chloride, 850 mg, 1.34 mmol). The solution was cooled to -78° C., then m-chloroperbenzoic acid (m-CPBA, 7.40 g, 42.8 mmol) was added in four portions every 10 min. The mixture was stirred at -78° C. for 2 h. The reaction was quenched by addition of sodium thiosulfate (Na₂S₂O₃) solution (10.0 g in 30 mL water), then the cooling bath was removed, and water (70 mL), 1N sodium hydroxide (NaOH, 60 mL) was added. The aqueous phase was extracted with CH₂Cl₂ (30 mL×3), dried with Na₂SO₄, and evaporated. The residue was purified by flash chromatography (4:100 Et₂O/Hexane) to yield 5.20 g epoxide 111 (98% yield).

General Procedure for the Synthesis of Bromides 112-114 from Epoxide 111

[0264] To a suspension of epoxide 111 (1 mmol, 1 eq) in acetonitrile (3.0 mL) at room temperature was added lithium perchlorate (LiClO₄, 1.05 mmol, 1.05 eq). After the forma-

tion of a clear solution, the amine (1.5 mmol, 1.5 eq) was added. The mixture was stirred at room temperature or at 60° C. The solvent was removed under vacuum and the residue was purified by flash chromatography.

[0265] Conditions for 112 and 113: room temperature, 16 h, flash chromatography (3:100 MeOH/CH₂Cl₂). Yield of 112: 132 mg; Yield of 113: 42 mg.

[0266] Conditions for 114: 60° C., 4 h, flash chromatography (3:100 MeOH/CH₂Cl₂). Yield of 114: 103 mg.

General Procedure for the Synthesis of Compounds 1044-1046 from Bromides 112-114

[0267] A suspension of bromide intermediate (1 eq), boronate 81 (1 eq), PdCl₂(dppf)₂ (0.05 eq), and K₂CO₃ (4 eq) in

a mixture of dioxane/EtOH/H₂O (ratio of 3:1:1) was degassed by a stream of argon. The mixture was stirred at 75° C. to 85° C. for 3 to 15 h. The solvent was removed by vacuum and the residue was purified by flash chromatography to afford the product.

[0268] Conditions for 1044: 80° C., 3.5 h, flash chromatography (4:100 MeOH/CH₂Cl₂); Yield 150 mg. LCMS (ESI) m/z 485 (M+H)⁺.

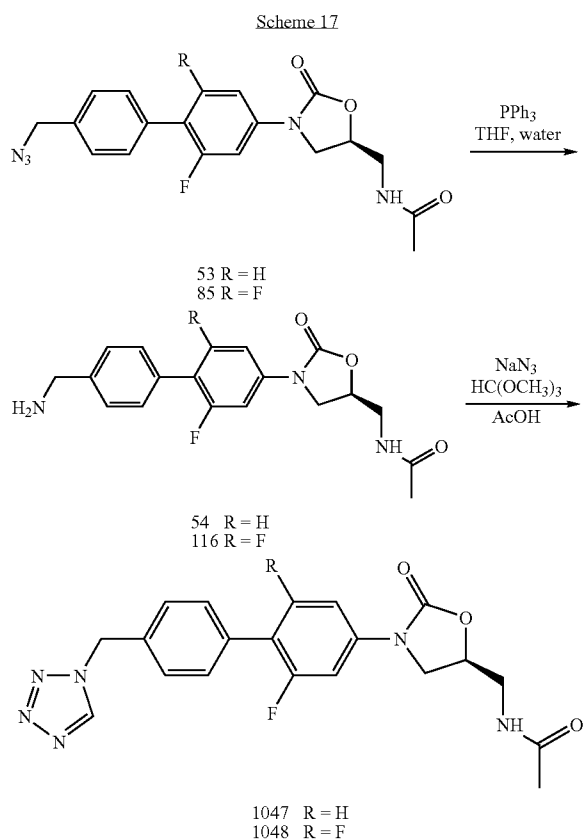
[0269] Conditions for 1045: 80° C., 3.5 h, flash chromatography (5:100 MeOH/CH₂Cl₂); Yield 52 mg. LCMS (ESI) m/z 485 (M+H)⁺.

[0270] Conditions for 1046: 80° C., 2.5 h, flash chromatography (10:100 MeOH/CH₂Cl₂); Yield 155 mg. LCMS (ESI) m/z 439 (M+H)⁺.

Example 21

Synthesis of Compounds 1047 and 1048

[0271] Scheme 17 depicts the synthesis of tetrazoles 1047 and 1048. Azides 53 and 85 were reduced to amines 115 and 116 respectively. These amines were then converted to triazoles 1047 and 1048 by treatment with sodium azide and trimethylorthoformate in hot acetic acid.



Synthesis of Amine 54

[0272] Amine 54 was prepared from azide 53 according to the method described in Example 1.

Synthesis of Amine 116

[0273] Azide 85 (1.10 g, 2.74 mmol) was dissolved in 17 mL THF and 0.6 mL water. Triphenylphosphine (1.30 g, 4.96 mmol) was added, and the mixture was heated to reflux for 4 h. The mixture was allowed to stir overnight at room temperature, and was partitioned between ethyl acetate and 20 mL 2N aqueous HCl. The organic layer was extracted with 20 mL 2N aqueous HCl, and then the aqueous layer was basified with 85 mL 1N aqueous NaOH. The cloudy aqueous phase was extracted with ethyl acetate (2×), and 5% methanol/methylene chloride (2×). The combined organic extracts were dried over Na₂SO₄, and evaporated. The residue was chromatographed on silica gel using a gradient elution of methylene chloride then methanol/methylene chloride (up to 10% methanol) to afford amine 116 (0.587 g, 1.57 mmol; 57%) as a tan solid. LCMS (ESI) m/z 376 (M+H)⁺.

Synthesis of Tetrazole 1047

[0274] A solution of amine 54 (0.20 g, 0.56 mmol) in acetic acid (5 mL) was treated with sodium azide (0.05 g, 0.84 mmol) followed by triethylorthoformate (0.15 mL, 0.90 mmol). The reaction mixture was heated to reflux for 4 h. The mixture was cooled and added to ice water (10 mL). After

standing at room temperature for 48 h, the precipitated product was collected by filtration and washed with cold CH₃OH to yield tetrazole 1047 (101 mg; 50%) as a white solid. LCMS (ESI) m/z 474 (M+H)⁺.

Synthesis of Tetrazole 1048

[0275] Tetrazole 1048 was made from amine 116 using the same procedure for the synthesis of 1047. LCMS (ESI) m/z 429.

Example 22

Synthesis of Compounds 1049-1054

Synthesis of 1049

[0276] A solution of mesylate 52 (0.10 g, 0.24 mmol) in dimethyl sulfoxide (DMSO, 2.0 mL) was treated with ethyl 4-pyrazole carboxylate (0.03 g, 0.24 mmol), K₂CO₃ (0.06 g, 0.46 mmol) and the mixture was heated to 90° C. for 16 h. The reaction mixture was cooled to room temperature, diluted with ethyl acetate (100 mL), and washed with brine (2×50 mL). The organic phase was dried and evaporated. The residue was purified by preparative thin layer chromatography (using 95% CH₂Cl₂, 5% MeOH as eluant) to provide 1049. LCMS (ESI) m/z 481 (M+H)⁺.

Synthesis of 1050

[0277] This compound was made from mesylate 52 and 4-(hydroxymethyl)imidazole using the same procedure described for the synthesis of 1049. LCMS (ESI) m/z 439 (M+H)⁺.

Synthesis of 1051

[0278] This compound was made from mesylate 52 and 4-pyrazolecarboxylic acid using the same procedure described for the synthesis of 1049. LCMS (ESI) m/z 453 (M+H)⁺.

Synthesis of 1052

[0279] This compound was made from mesylate 52 and 4-methylpyrazole using the same procedure described for the synthesis of 1049. LCMS (ESI) m/z 423 (M+H)⁺.

Synthesis of 1053

[0280] This compound was made from mesylate 52 and 3-aminopyrazole using the same procedure for the synthesis of 1049. LCMS (ESI) m/z 424 (M+H)⁺.

Synthesis of 1054

[0281] This compound was made from mesylate 52 and pyrrole using the same procedure for the synthesis of 1049. LCMS (ESI) m/z 408 (M+H)⁺.

Example 23

Synthesis of Aldehyde 1055

[0282] A solution of amine 54 (0.20 g, 0.56 mmol) in acetic acid (5 mL) was treated with 2,5-dimethoxy-3-tetrahydrofuran carboxaldehyde (0.12 g, 0.78 mmol). The reaction mixture was heated to reflux for 2 h. The mixture was cooled and the solvent removed under high vacuum. The residue was

purified by preparative thin layer chromatography (using 95% CH₂Cl₂, 5% MeOH as eluant) to provide 1055. LCMS (ESI) m/z 436 (M+H)⁺.

Example 24

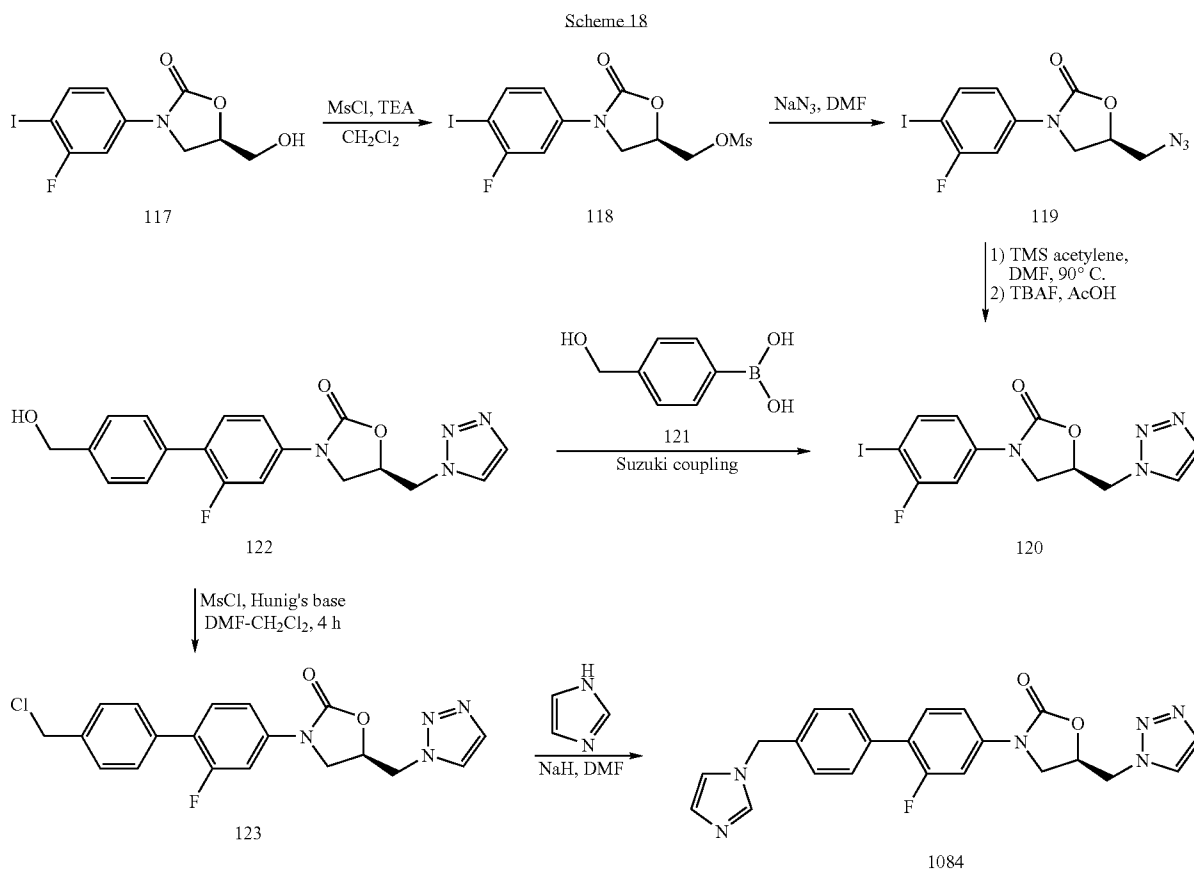
Synthesis of Tetrazole 1056

[0283] A solution of mesylate 52 (0.50 g, 1.14 mmol) in acetonitrile (CH₃CN, 5 mL) was treated with tetrazole (12 mL, 5.73 mmol), and triethylamine (0.8 mL, 5.73 mmol), and the mixture was heated to reflux for 18 h. The reaction mixture was cooled to room temperature and diluted with ethyl acetate (100 mL), and washed with brine (2×50 mL). The organic phase was dried and evaporated. The residue was purified by preparative thin layer chromatography (using 95% CH₂Cl₂, 5% MeOH as eluant) to provide 1056. LCMS (ESI) m/z 411.

Example 25

Synthesis of Imidazole 1084

[0284] Scheme 18 depicts the synthesis of imidazole 1084.



Synthesis of Iodide 120

[0285] To a suspension of alcohol 117 (5 g, 14.84 mmol) in CH₂Cl₂ (80 mL) was added triethyl amine (2.5 mL, 17.8 mmol) and methanesulfonyl acid chloride (1.4 mL, 17.8 mmol) at 0° C. and stirred the clear solution for 1 h at the same

temperature. The reaction mixture was poured into brine solution (100 mL) and extracted with CH₂Cl₂ (2×50 mL). The combined organic layer was washed with brine solution (3×100 mL), dried over anhydrous Na₂SO₄, and concentrated to yield mesylate 118. To this was added NaN₃ (2 g, 29.7 mmol) and DMF (50 mL) and the mixture was heated to 80° C. overnight. The solution was poured into a mixture of ethyl acetate (150 mL) and water (100 mL). The organic layer was separated and the aqueous portion was extracted with ethyl acetate (3×50 mL). The combined organic layer was washed with brine (1×150 mL), dried over anhydrous Na₂SO₄, and concentrated to yield 5.4 g of azide 119.

[0286] A solution of azide 119 (5.4 g, 14.84 mmol) and trimethylsilyl acetylene (10.48 mL, 74.2 mmol) in DMF (20 mL) was heated to 90° C. for 12 h. The reaction mixture was concentrated and treated with TBAF (60 mL, 1M in THF) and acetic acid (2 mL, 29.7 mmol) and stirred at ambient temperature for 12 h. The solution was concentrated and poured into a mixture of saturated NH₄Cl (50 mL), ethyl acetate (150 mL) and brine solution (50 mL). The organic layer was sepa-

rated and the aqueous portion was extracted with ethyl acetate (3×50 mL). The combined organic layer was dried over anhydrous Na₂SO₄, concentrated and the solid thus obtained was washed with water (5×200 mL) to yield 5.7 g of tetrazole derivative 120. LCMS (ESI) m/e 389 (M+H)⁺.

Synthesis of Alcohol 122

[0287] To a mixture of tetrazole 120 (5.7 g, 14.84 mmol), boronic acid 121 (2.9 g, 19.29 mmol), K_2CO_3 (6.0 g, 44.52 mmol) and $Pd(PPh_3)_4$ (857 mg, 5 mol %) was added toluene (120 mL), ethyl alcohol (40 mL) and water (40 mL). The reaction mixture was degassed, flushed with argon, and refluxed for 4 h. The solvent was concentrated under reduced pressure and the residue thus obtained was poured into water (2000 mL). The pale yellow solid was filtered, and dried at 40° C. under vacuum to yield 4.76 g of alcohol 122. LCMS (ESI) m/e 369 (M+H⁺).

Synthesis of Chloride 123

[0288] To a solution of alcohol 122 (4.6 g, 12.5 mmol) and Hunig's base (6.4 mL, 38.75 mmol) in DMF (40 mL) and CH_2Cl_2 (30 mL) was added methanesulphonyl chloride (2.9 mL, 37.5 mmol) at 0° C., and the resulting solution was stirred at ambient temperature for 3 h. The solution was concentrated to remove the CH_2Cl_2 and poured into water (1000 mL). The

pale yellow solid was filtered and successively washed with water (5×200 mL), 10% ethyl acetate in hexanes (5×100 mL) and 50% ether in hexanes (5×100 mL). The resulting solid was dried at 40° C. under vacuum to yield 4.5 g of chloride 123. LCMS (ESI) m/e 387 (M+H⁺).

Synthesis of 1084

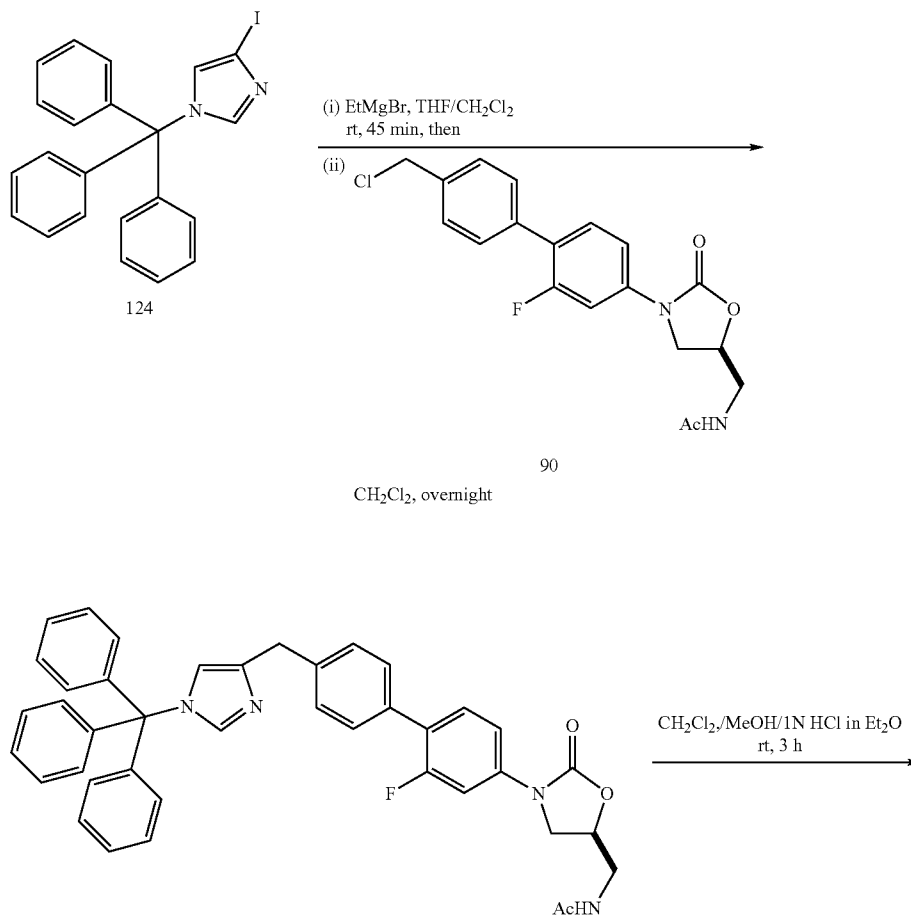
[0289] To a solution of imidazole (31 mg, 0.224 mmol) in DMF (3 mL) was added NaH (17 mg, 0.448 mmol) at 0° C., and the solution was stirred for 20 min at 0° C. Chloride 123 was added and the reaction was stirred at ambient temperature for 90 min. The reaction mixture was concentrated and purified by flash chromatography over silica gel (96:4 CH_2Cl_2 /MeOH) to yield 65 mg of 1084. LCMS (ESI) Wile 419 (M+H⁺).

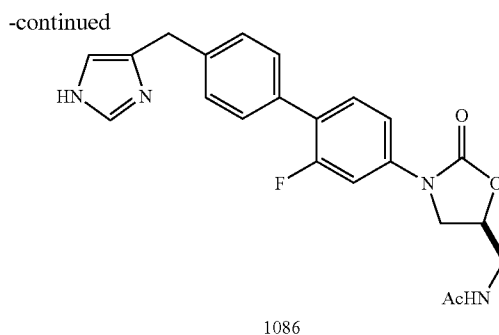
Example 26

Synthesis of Imidazole 1086

[0290] Scheme 19 depicts the synthesis of imidazole 1086.

Scheme 19





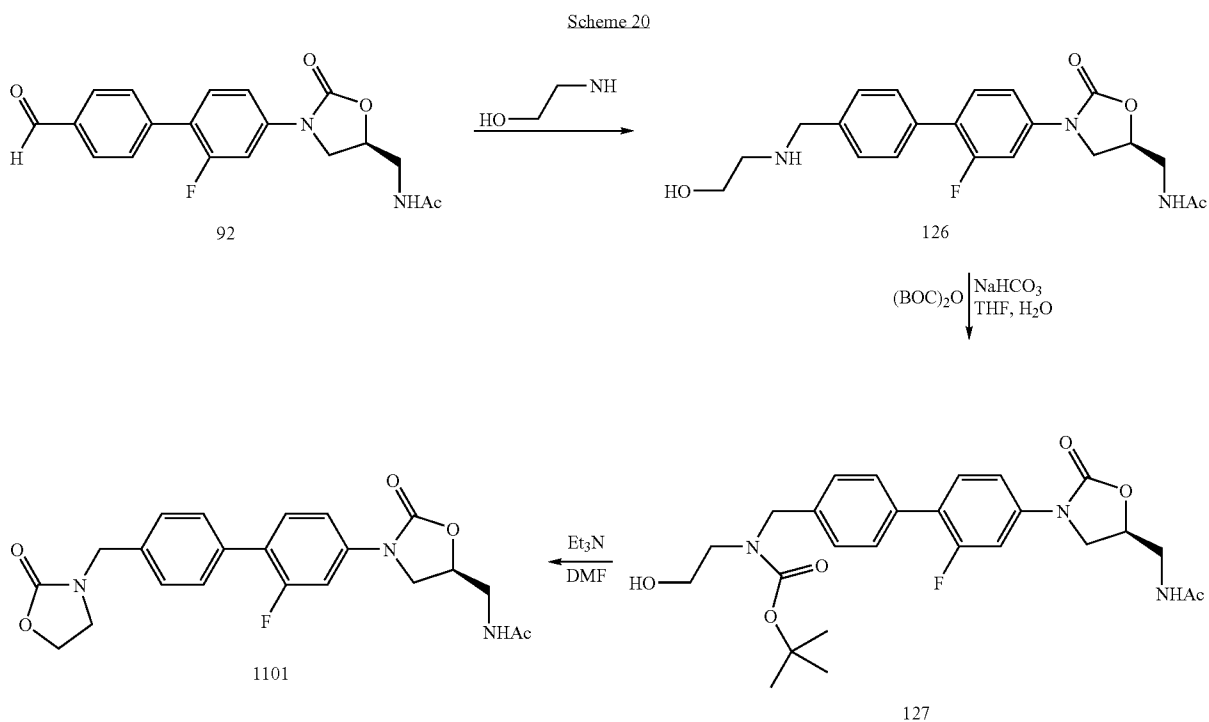
[0291] To a solution of imidazole 124 (0.25 g, 0.56 mmol) in dry CH_2Cl_2 (3 mL) was added 1M ethyl magnesium bromide (EtMgBr) in THF (0.62 mL, 0.62 mmol) at room temperature. After stirring for 45 min, oxazolidinone 90 (0.233 g, 0.62 mmol) was added to the mixture and stirring continued overnight. The reaction was quenched with aqueous NH_4Cl (20 mL), extracted with CH_2Cl_2 (25 mL) and dried over Na_2SO_4 . The solvent was evaporated to yield 125 as a solid residue. The crude was dissolved in 10% MeOH in CH_2Cl_2 (10 mL), and 1N HCl in diethyl ether (2 mL, 2 mmol) was added, followed by stirring for 3 h. The solvent was evaporated and the residue was partitioned between dilute NH_4OH (30 mL) and CH_2Cl_2 (30 mL). The layers were separated, the

aqueous layer was back extracted with CH_2Cl_2 (2×30 mL), and the combined organic layer was dried over Na_2SO_4 . The solvent was evaporated and the crude product was purified on silica gel column, eluting with 1-8% MeOH in CH_2Cl_2 to yield imidazole 1086 as a thick oil which precipitated to white solid in diethyl ether (0.051 g, 22%). LCMS (ESI) m/e 409.0 ($\text{M}+\text{H}$)⁺.

Example 27

Synthesis of Compound 1101

[0292] Scheme 20 depicts the synthesis of compound 1101.



Synthesis of Alcohol 126

[0293] To a stirred solution of 0.050 g (0.14 mmol) of aldehyde 92 and 0.010 g (0.17 mmol) of aminoethanol in 5 ml of DMF was added 0.059 g (0.28 mmol) of NaB(OAc)₃H. The reaction mixture was stirred for 2 h. DMF was removed in vacuo, and the residue was purified by preparative TLC to give 0.055 g of alcohol 126. MS (M+1): 438.

Synthesis of Alcohol 127

[0294] A solution of 0.050 g (0.11 mmol) of 126, 0.030 g (0.14 mmol) of (BOC)₂O, 0.038 g (0.46 mmol) of NaHCO₃ in 10 ml of THF:H₂O (4:1) was stirred at 25° C. for 6 h. The reaction mixture was diluted with water (30 ml) and extracted with CH₂Cl₂ (50 ml×3). The combined organic layers were washed with brine (40 ml), dried over MgSO₄, and concentrated to give 0.040 g of alcohol 127. MS (M+1): 501.

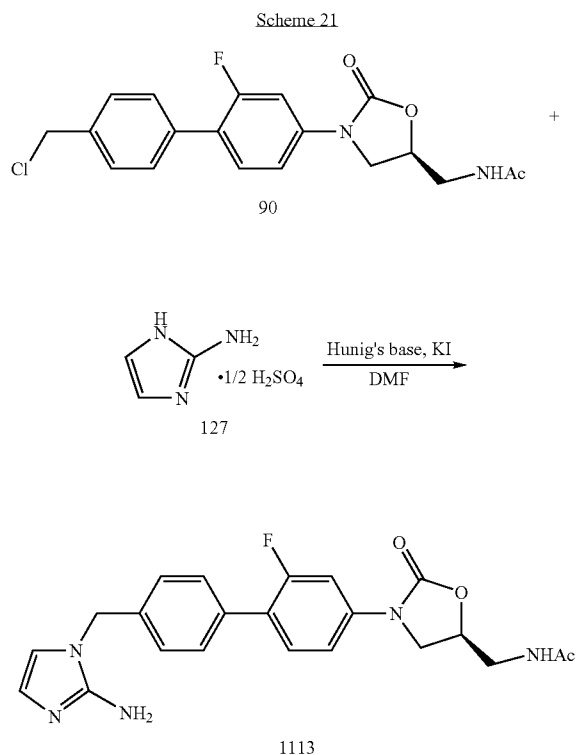
Synthesis of Compound 1101

[0295] A solution of 0.126 g (0.25 mmol) of alcohol 127 and 0.11 ml (0.75 mmol) of Et₃N in 5 ml of DMF was heated to 60° C. for 24 h. The reaction mixture was cooled and the solvent was removed in vacuo. The residue was purified via preparative TLC to yield 0.033 g of compound 1101. MS (M+1): 428.

Example 28

Synthesis of Imidazole 1113

[0296] Scheme 21 depicts the synthesis of imidazole 1113.



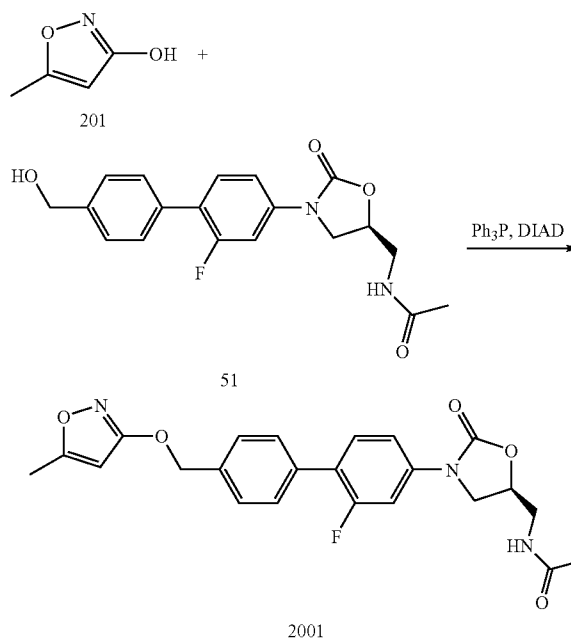
[0297] A mixture of chloride 90 (113 mg, 0.3 mmol), 2-aminoimidazole sulfate 127 (119 mg, 0.9 mmol), N,N-diisopropylethylamine (0.26 mL, 1.5 mmol) and KI (17 mg, 0.1 mmol) in DMF (5 mL) was stirred at room temperature for 12 h. The reaction was concentrated in vacuo, and the crude product was purified by preparative thin layer chromatography (10:1:0.1 CH₂Cl₂:MeOH:NH₃H₂O) to afford 90 mg of 1113 in a yield of 71%. MS (ESI): 424.0 (100%, (M+H)⁺).

Example 29

Synthesis of Isoxazole 2001

[0298] Scheme 22 depicts the reaction leading to isoxazole 2001. Hydroxyisoxazole 201 was coupled to alcohol 51 using the Mitsunobu reaction to yield isoxazole 2001.

Scheme 22



Synthesis of Isoxazole 2001

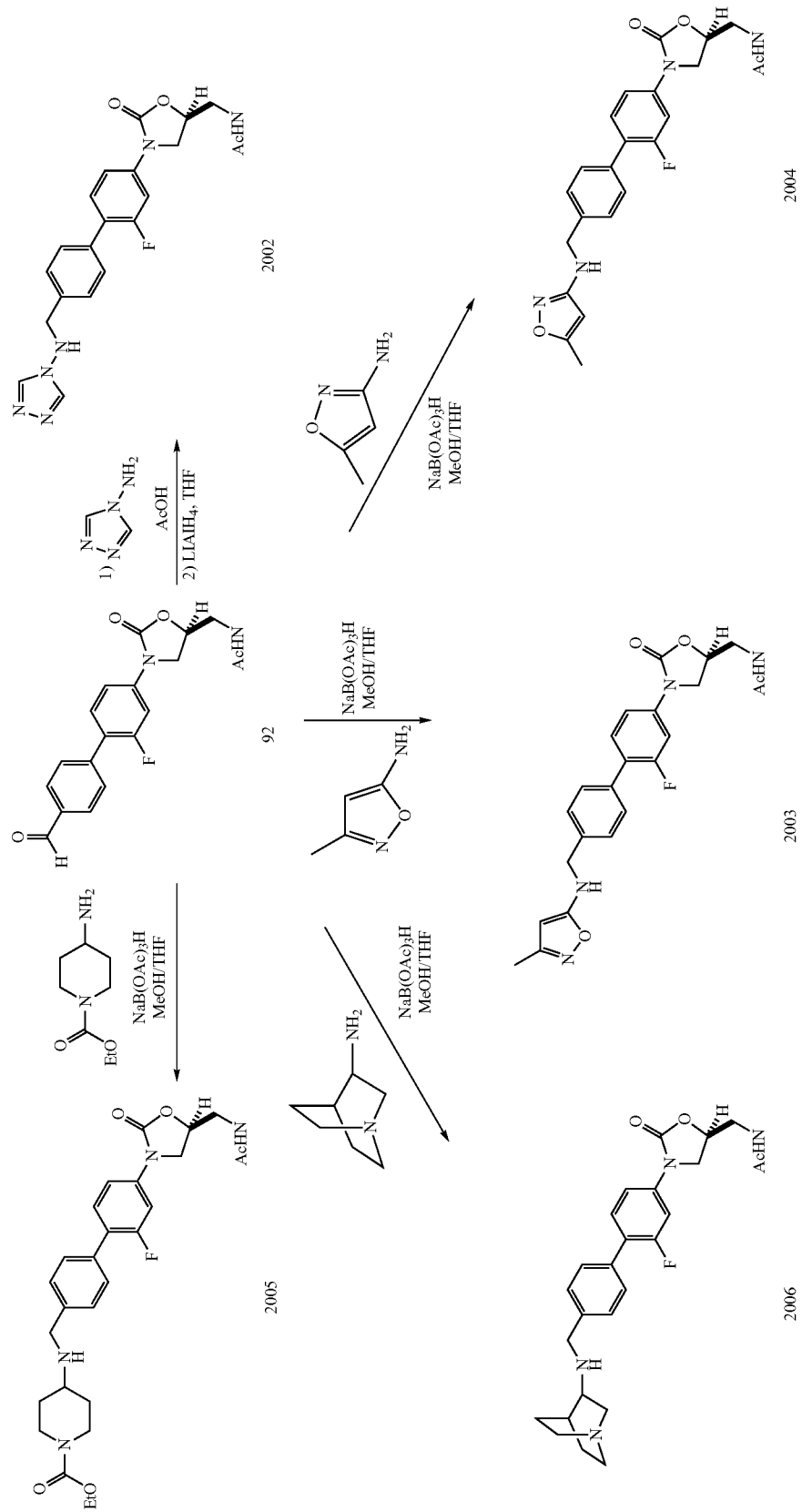
[0299] The known isoxazole 201 was synthesized from methyl tetrolate as reported in literature (Iwai, I. et al. *Chem. Pharm. Bull.* 1966, 14, 1277-1286). To a suspension of isoxazole 201 (33 mg, 0.279 mmol), alcohol 51 (100 mg, 0.335 mmol) and triphenyl phosphine (95 mg, 0.363 mmol) was added diisopropyl azodicarboxylate (DIAD, 0.072 mL, 0.363 mmol) at -20° C. The reaction mixture was warmed to ambient temperature and stirred for 3 h. The solution was concentrated and purified by flash chromatography (4% MeOH in 1:1 CH₂Cl₂/EtOAc) to yield 64 mg of 2001. LCMS (ESI) m/z 440 (M+H)⁺.

Example 30

Synthesis of Compounds 2002-2006

[0300] Scheme 23 illustrates the reductive amination chemistry leading to compounds 2002-2006. Aldehyde 92 is treated with various amines in the presence of a reducing agent to yield the desired targets.

Scheme 23



Synthesis of Triazole 2002

[0301] A suspension of the aldehyde 92 (178 mg, 0.5 mmol) in THF (4.0 mL) was treated with [1,2,4]triazol-4-ylamine (84 mg, 1.0 mmol) and acetic acid (0.02 mL) at room temperature, and the resulting reaction mixture was stirred at room temperature for 1 h before lithium aluminumhydride (38 mg, 1.0 mmol) was added at room temperature. The resulting reaction mixture was stirred at room temperature for an additional 1 h. When TLC and LCMS showed the reaction was complete, the reaction mixture was concentrated in vacuo, and the residue was directly purified by column chromatography (0-5% MeOH/CH₂Cl₂ gradient elution) to afford the desired triazole 2002 (40 mg; 19%) as a yellow solid. LCMS (ESI) m/z 425 (M+H)⁺.

Synthesis of Isoxazole 2003

[0302] A suspension of aldehyde 92 (107 mg, 0.3 mmol) in MeOH (4.0 mL) and THF (1.0 mL) was treated with 3-methyl-isoxazol-5-ylamine (59 mg, 0.6 mmol) and sodium triacetoxyborohydride (127 mg, 0.6 mmol) at 25° C., and the resulting reaction mixture was stirred at 25° C. for 6 h. When TLC and LCMS showed the reductive amination reaction was complete, the reaction mixture was concentrated in vacuo. The residue was directly purified by flash column chromatography (0-5% MeOH—CH₂Cl₂ gradient elution) to afford the desired isoxazole 2003 (12 mg; 9% yield) as a colorless oil, which solidified upon standing at room temperature in vacuo. LCMS (ESI) m/z 439 (M+H)⁺.

Synthesis of Isoxazole 2004

[0303] A solution of aldehyde 92 (107 mg, 0.3 mmol) in MeOH (3.0 mL) and THF (3.0 mL) was treated with 5-methyl-isoxazol-3-ylamine (59 mg, 0.6 mmol) and sodium triacetoxyborohydride (127 mg, 0.6 mmol) at 25° C., and the resulting reaction mixture was stirred at 25° C. for 6 h. When TLC and LCMS showed the reductive amination reaction was complete, the reaction mixture was concentrated in vacuo. The residue was directly purified by flash column chromatography (0-5% MeOH—CH₂Cl₂ gradient elution) to afford isoxazole 2004 (41 mg; 31%) as a colorless oil, which solidified upon standing at room temperature in vacuo. LCMS (ESI) m/z 439 (M+H)⁺.

Synthesis of Carbamate 2005

[0304] A suspension of aldehyde 92 (142 mg, 0.4 mmol) in MeOH (4.0 mL) and THF (1.0 mL) was treated with 4-aminopiperidine-1-carboxylic acid ethyl ester (69 mg, 0.4 mmol) and sodium triacetoxyborohydride (160 mg, 0.8 mmol) at 25° C., and the resulting reaction mixture was stirred at 25° C. for 6 h. When TLC and LCMS showed the reductive amination reaction was complete, the reaction mixture was concentrated in vacuo. The residue was directly purified by flash column chromatography (0-5% MeOH—CH₂Cl₂ gradient elution) to afford carbamate 2005 (98 mg; 48% yield) as a colorless oil, which solidified upon standing at room temperature in vacuo. LCMS (ESI) m/z 513 (M+H)⁺.

Synthesis of Bicyclic Diamine 2006

[0305] A suspension of aldehyde 92 (142 mg, 0.4 mmol) in MeOH (4.0 mL) and THF (1.0 mL) was treated with 1-azabicyclo[2.2.2]oct-3-ylamine (80 mg, 0.4 mmol) and sodium triacetoxyborohydride (160 mg, 0.8 mmol) at 25° C., and the

resulting reaction mixture was stirred at 25° C. for 6 h. When TLC and LCMS showed the reductive amination reaction was complete, the reaction mixture was concentrated in vacuo. The residue was directly purified by flash column chromatography (0-5% MeOH—CH₂Cl₂ gradient elution) to afford diamine 2006 (71 mg; 38% yield) as a colorless oil, which solidified upon standing at room temperature in vacuo. LCMS (ESI) m/z 467 (M+H)⁺.

Example 31

Synthesis of Compounds 2007 and 2008

Synthesis of amide 2007

[0306] To a solution of anthranilamide (74 mg, 0.532 mmol) and mesylate 52 (100 mg, 0.229 mmol) in DMF (2.0 mL) was added Hunig's base (185 μL, 1.06 mmol). The mixture was stirred at 80° C. for 16 h, then the mixture was concentrated by vacuum. The residue was directly isolated by reverse-phase preparative HPLC, to give 112 mg of 2007 as a white powder in 88% yield. LCMS (ESI) m/z 477 (M+H)⁺.

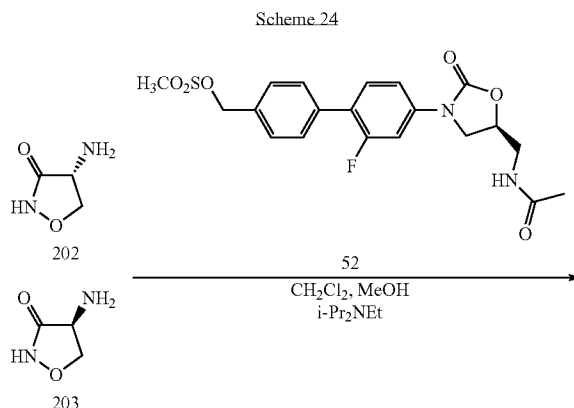
Synthesis of Amide 2008

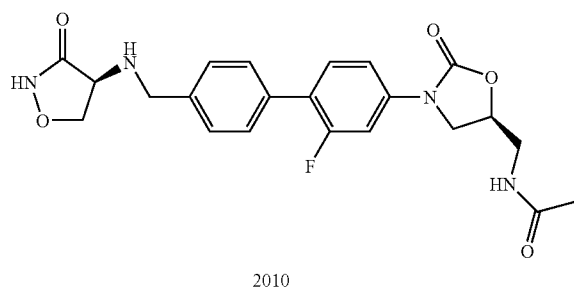
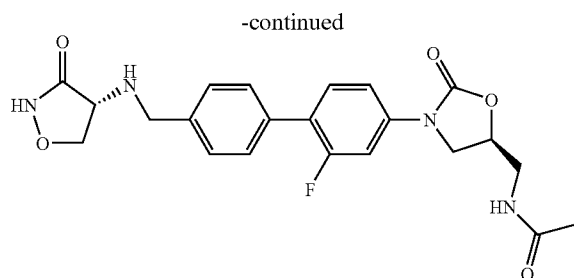
[0307] To a solution of 3-aminothiophene-2-carboxamide (67 mg, 0.459 mmol) and mesylate 52 (100 mg, 0.229 mmol) in DMF (2.0 mL) was added Hunig's base (160 μL, 0.916 mmol). The mixture was stirred at 80° C. for 16 h, then the mixture was concentrated under vacuum. The residue was directly isolated by flash chromatography on silica gel (5:100 MeOH/CH₂Cl₂ as eluant), to afford 51 mg of 2008 as a white powder in 46% yield. LCMS (ESI) m/z 482 (M+Na)⁺.

Example 32

Synthesis of Compounds 2009 and 2010

[0308] Scheme 24 depicts the synthesis of 2009 and 2010 from D- and L-cycloserine respectively via alkylation with mesylate 52.





Synthesis of Cycloserine Derivative 2009

[0309] A mixture of D-cycloserine 202 (0.22 g, 2.04 mmol) and mesylate 52 (0.30 g, 0.68 mmol) in anhydrous CH_2Cl_2 (5 mL), MeOH (5 mL) and Hunig's base (2 mL) was heated to reflux for 3 h. The solvent was evaporated and the crude was purified on silica gel column, eluting with $\text{CH}_2\text{Cl}_2/\text{MeOH}$ 20:1 then with $\text{CH}_2\text{Cl}_2/\text{MeOH}/\text{NH}_4\text{OH}$ 20:1:0.04 to 16:1:0.04 to give a white solid. The isolated solid was titrated with

$\text{Et}_2\text{O}/\text{CH}_3\text{CN}$ 1:1 (15 mL) and the suspension filtered to give analytically pure 2009 as a white solid (0.072 g, 24%). LCMS (ESI) m/z 443 ($\text{M}+\text{H}$)⁺.

Synthesis of Cycloserine Derivative 2010

[0310] Compound 2010 was synthesized from L-cycloserine 203 and mesylate 52 as described above for the synthesis of 2009. LCMS (ESI) m/z 443 ($\text{M}+\text{H}$)⁺.

Example 33

Synthesis of Azetidine 2011

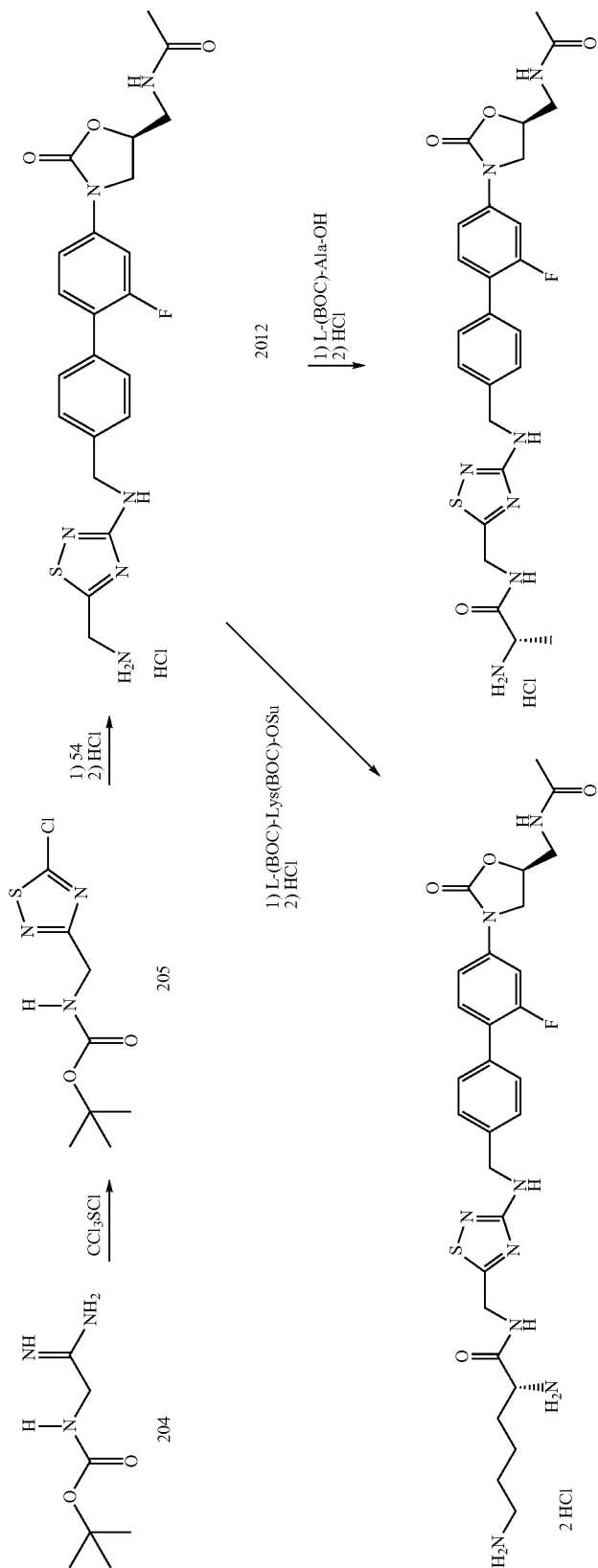
[0311] A mixture of aldehyde 92 (100 mg, 0.28 mmol) and tert-butyl 3-amino-azetidine-1-carboxylate (58 mg, 0.34 mmol) in THF (2 mL) and DMF (0.5 mL) was stirred at room temperature for 1 h. Sodium triacetoxyborohydride (120 mg, 0.56 mmol) was added. After stirring at room temperature for 2 h, the reaction was concentrated, and the residue was dissolved in CH_2Cl_2 , washed with water, and dried over MgSO_4 . The CH_2Cl_2 solution was treated with trifluoroacetic acid (0.5 mL) at room temperature. After stirring for 1 h, the mixture was concentrated and purified by preparative thin layer chromatography (10:1:0.05 $\text{CH}_2\text{Cl}_2/\text{MeOH}/\text{NH}_3\cdot\text{H}_2\text{O}$) to afford 45 mg of 2011 in a yield of 39%. LCMS (ESI) m/z 413.1 ($\text{M}+\text{H}$)⁺.

Example 34

Synthesis of Thiadiazoles 2012-2013

[0312] As Scheme 25 illustrates, thiadiazole 2012 was synthesized from chlorothiadiazole 205 by substitution with amine 54 followed by BOC deprotection. Acylation of 2012 with aminoacid fragments afforded thiadiazoles 2013 and 2014

Scheme 25



Synthesis of Chlorothiadiazoole 205

[0313] To a solution of BOC-aminoacetoamidine 204 (3.11 g, 18 mmol) in CH_2Cl_2 (60 mL) was added 3M NaOH (12.6 mL, 37.7 mmol) at -10°C . Under strong stirring, half of a solution of trichloromethanesulfonyl chloride (Cl_3CSCl , 1.96 mL, 18 mmol) in CH_2Cl_2 (30 mL) was slowly added. Then an additional 3M NaOH (12.6 mL, 37.7 mmol) was added, followed by the remaining Cl_3CSCl solution. The mixture was stirred at -10°C for 30 min and then at 0°C for 15 min before being diluted with ice-water (50 mL) and extracted with in CH_2Cl_2 (2×80 mL). The combined organic layer was washed with brine (1×20 mL), dried over Na_2SO_4 and the solvent was evaporated. The crude residue was purified on silica gel eluting with hexanes/ethyl acetate 6:1, yielding 205 as a yellow oil (2.9 g; 65%). $^1\text{H-NMR}$ (300 MHz, CDCl_3) δ 5.12 (s, 1H), 4.42-4.40 (m, 2H), 1.29 (s, 9H).

Synthesis of Thiadiazoole 2012

[0314] To a solution of the amine 54 (1.0 g, 2.8 mmol) in MeOH (15 mL) and DMF (3 mL) was added chlorothiadiazoole 205 (800 mg, 3.1 mmol) and Hunig's base (1 mL, 5.6 mmol). The mixture was stirred at 50°C overnight and then poured into 5% $\text{Na}_2\text{CO}_3/\text{ice}$ (20 mL) and extracted with 9:1 CH_2Cl_2 -isopropanol (2×100 mL). The combined organic layer was dried over Na_2SO_4 and the solvent evaporated. The crude residue was purified on silica gel eluting with 10:1 ethyl acetate/ CH_2Cl_2 followed by 95:5 ethyl acetate/MeOH, yielding white crystals, which were dissolved in 4M HCl in dioxane (20 mL). The mixture was stirred at room temperature for 2 h. The suspension was filtered and washed with ether (2×10 mL), and dried at high vacuum, yielding 2012 (830 mg; 93%). LCMS (ESI) m/z 471 (M+H) $^+$.

Synthesis of Thiadiazoole 2013

[0315] To a solution of thiadiazoole 2012 (150 mg, 0.30 mmol) in CH_2Cl_2 (4 mL) and DMF (3 mL) was added Hunig's base (0.16 mL, 0.90 mmol), (L)-BOC-Ala-OH (67 mg, 0.36 mmol) and 1-(3-dimethylaminopropyl)-3-ethylcarbodiimide hydrochloride (EDCI, 79 mg, 0.42 mmol). The mixture was stirred overnight at room temperature, then additional amounts of (L)-BOC-Ala-OH (34 mg, 0.18 mmol), EDCI (40 mg, 0.21 mmol) and Hunig's base (0.08 mL, 0.44 mmol) were added. The mixture was stirred at room temperature overnight, poured into 1N HCl-ice (20 mL), and extracted with CH_2Cl_2 -isopropanol 95:5 (2×50 mL). The combined organic layer was washed with water (15 mL), 5% sodium carbonate (Na_2CO_3 , 15 mL), water (15 mL), brine (15 mL), and then dried over Na_2SO_4 and the solvent evaporated. The crude residue was purified on silica gel eluting with ethyl acetate/MeOH 95:5. The residue was dissolved in 4M HCl in dioxane (7 mL). The mixture was stirred at room temperature for 2 h and then evaporated. The residue was diluted with ether (3 mL), filtered, and the solid washed with ether (2×5 mL), then dried at high vacuum, yielding 2013 (122 mg; 91%). LCMS (ESI) m/z 542 (M+H) $^+$.

Synthesis of Thiadiazoole 2014

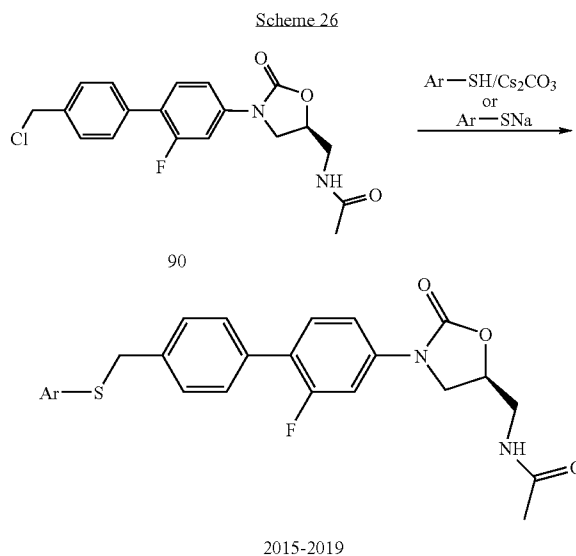
[0316] To a solution of thiadiazoole 2012 (150 mg, 0.30 mmol) in CH_2Cl_2 (3 mL) and DMF (3 mL) was added Hunig's base (0.08 mL, 0.45 mmol) and (L)-BOC-Lys (BOC)-OSu (157 mg, 0.36 mmol). The mixture was stirred overnight at room temperature, poured into 5% Na_2CO_3 -ice (20 mL),

extracted with CH_2Cl_2 -isopropanol 95:5 (3×50 mL), dried over Na_2SO_4 and the solvent evaporated. The crude residue was purified on silica gel eluting with ethyl acetate followed by 5:1 ethyl acetate/MeOH. The BOC-protected material obtained was dissolved in 4M HCl in dioxane (6 mL) and MeOH (2 mL), stirred at room temperature for 3 h and then evaporated. The residue was diluted with ether (6 mL), filtered, washed with ether (2×5 mL) and dried at high vacuum, yielding 2014 (100 mg; 50%). LCMS (ESI) m/z 599 (M+H) $^+$.

Example 35

Synthesis of Compounds 2015-2019

[0317] As Scheme 26 illustrates, benzyl chloride 90 served as alkylating agent for thiolates or thiols to afford compounds 2015-2019.



Synthesis of Tetrazole 2015

[0318] A solution of chloride 90 (0.15 g, 0.40 mmol) in DMF (2 mL) was treated with 5-mercapto-4-methyltetrazole, sodium salt, dihydrate (0.14 g, 0.80 mmol) and stirred at 23°C for 0.5 h. The reaction mixture was diluted with water and the precipitate was recovered by vacuum filtration to afford tetrazole 2015 as a white powder (63%). LCMS (ESI) m/z 456 (M+H) $^+$.

Synthesis of Triazole 2016

[0319] Tetrazole 2016 was prepared with chloride 90 (0.30 g, 0.80 mmol) and 4-mercapto-1,2,3-triazole, sodium salt, (0.20 g, 1.6 mmol) according to the procedure above used to synthesize tetrazole 2015 to afford 2016 as a yellow powder (0.29 g, 0.66 mmol, 82%). LCMS (ESI) m/z 442 (M+Na) $^+$.

Synthesis of Compound 2017

[0320] Compound 2017 was prepared with chloride 90 (0.20 g, 0.53 mmol) and 2-thiobarbituric acid, sodium salt, (0.18 g, 1.1 mmol) according to the procedure above used to

synthesize tetrazole 2015 to afford 2017 as a white powder (0.078 g, 0.16 mmol; 30%). LCMS (ESI) m/z 507 (M+Na)⁺.

Synthesis of Mercaptopyridine 2018

[0321] A solution of chloride 90 (0.20 g, 0.53 mmol) in DMF (2.7 mL) was treated with cesium carbonate (0.21 g, 0.64 mmol) and 2-mercaptopyridine (0.071 g, 0.64 mmol) and was stirred at 23° C. for 0.5 h. The reaction mixture was diluted with water and the precipitate was recovered by vacuum filtration to afford 2018 as a yellow powder (91%). LCMS (ESI) m/z 452 (M+H)⁺.

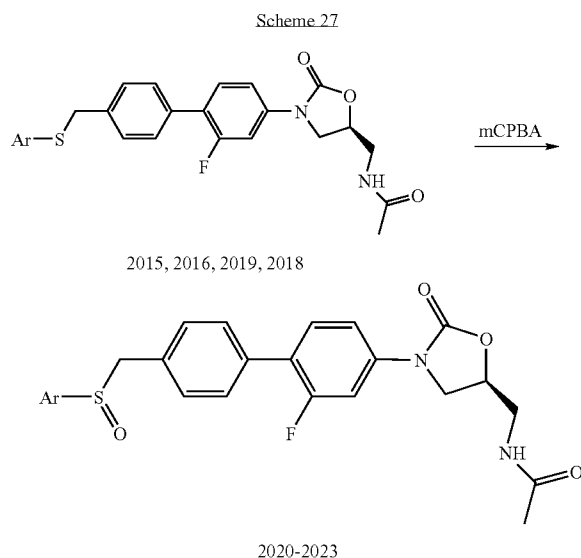
Synthesis of Mercaptopyridine 2019

[0322] Mercaptopyridine 2019 was prepared with chloride 90 (0.20 g, 0.53 mmol), cesium carbonate (0.21 g, 0.64 mmol), and 4-mercaptopyridine (0.071 g, 0.64 mmol) according to the procedure above used to synthesize 2018 to afford a yellow powder (0.078 g, 0.16 mmol; 30%). LCMS (ESI) m/z 452 (M+H)⁺.

Example 36

Synthesis of Sulfoxides 2020-2023

[0323] As Scheme 27 illustrates, sulfides 2015, 2016, 2019, and 2018 were oxidized under controlled conditions to afford sulfoxides 2020-2023 respectively.



Synthesis of Sulfoxide 2020

[0324] A solution of 2015 (0.020 g, 0.044 mmol) in chloroform (0.44 mL) and methanol (0.050 mL) was treated with 3-chloroperoxybenzoic acid (77%, 0.010 g, 0.044 mmol) and stirred at 23° C. for 12 h. The reaction mixture was diluted with methylene chloride, washed with saturated aqueous sodium bicarbonate, dried over Na₂SO₄, and the solvent removed in vacuo. The crude product was purified with preparative TLC (1:4.5:4.5 MeOH/ethyl acetate/CH₂Cl₂) to

afford 2020 as a white powder (3.6 mg, 0.008 mmol; 19%). LCMS (ESI) m/z 495 (M+Na)⁺.

Synthesis of Sulfoxide 2021

[0325] Sulfoxide 2021 was prepared from sulfide 2016 (0.030 g, 0.068 mmol) and 3-chloroperoxybenzoic acid (77%, 0.015 g, 0.068 mmol) according to the procedure described above for the synthesis of sulfoxide 2020 to afford a white powder (0.021 g, 0.046 mmol; 68%). LCMS (ESI) m/z 480 (M+Na)⁺.

Synthesis of Sulfoxide 2022

[0326] Sulfoxide 2022 was prepared from sulfide 2019 (0.080 g, 0.18 mmol) and 3-chloroperoxybenzoic acid (77%, 0.040 g, 0.18 mmol) according to the procedure described above for the synthesis of sulfoxide 2020 to afford a white powder (0.021 g, 0.094 mmol; 52%). LCMS (ESI) m/z 468 (M+H)⁺.

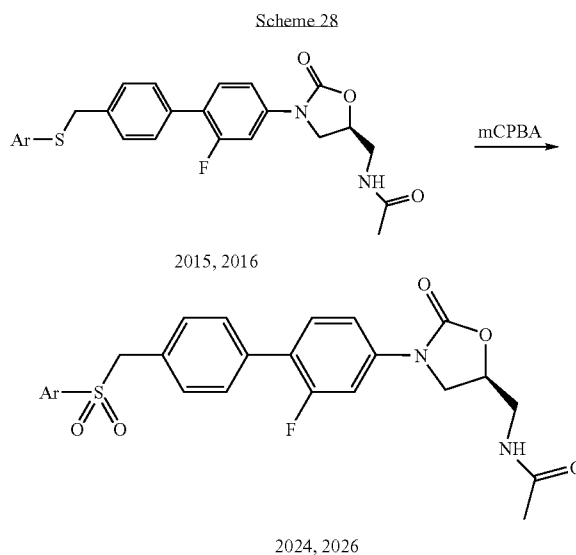
Synthesis of Sulfoxide 2023

[0327] Sulfoxide 2023 was prepared from sulfide 2018 (0.10 g, 0.22 mmol) and 3-chloroperoxybenzoic acid (77%, 0.050 g, 0.22 mmol) according to the procedure described above for the synthesis of sulfoxide 2020 to afford a white powder (0.068 g, 0.15 mmol; 66%). LCMS (ESI) m/z 466.

Example 37

Synthesis of Sulfones 2024 and 2025

[0328] As Scheme 28 illustrates, sulfides 2015 and 2016 were oxidized with excess 3-chloroperoxybenzoic acid to afford sulfones 2024 and 2025.



Synthesis of Sulfone 2024

[0329] A solution of sulfide 2015 (0.020 g, 0.044 mmol) in chloroform (0.44 mL) and methanol (0.050 mL) was treated with 3-chloroperoxybenzoic acid (77%, 0.030 g, 0.13 mmol) and stirred at 23° C. for 1 h and then heated to 50° C. for 12 h. The reaction mixture was cooled to 23° C., diluted with

methylene chloride, washed with saturated aqueous sodium bicarbonate, dried (Na_2SO_4), and the solvent removed in vacuo. The crude product was purified by preparative TLC (5% MeOH in CH_2Cl_2) to afford sulfone 2024 as a white powder (3.6 mg; 17%). LCMS (ESI) m/z 489 ($\text{M}+\text{H}$)⁺.

Synthesis of Sulfone 2025

[0330] A solution of sulfide 2016 (0.050 g, 0.11 mmol) in chloroform (1.1 mL) and methanol (0.1 mL) was treated with 3-chloroperoxybenzoic acid (77%, 0.076 g, 0.34 mmol) and stirred at 23° C. for 2 h. The precipitate was recovered through vacuum filtration to yield sulfone 2025 as a white solid (0.020 g; 37%). LCMS (ESI) m/z 474 ($\text{M}+\text{H}$)⁺.

Example 38

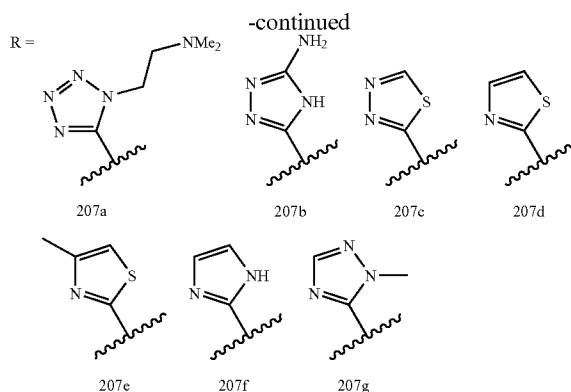
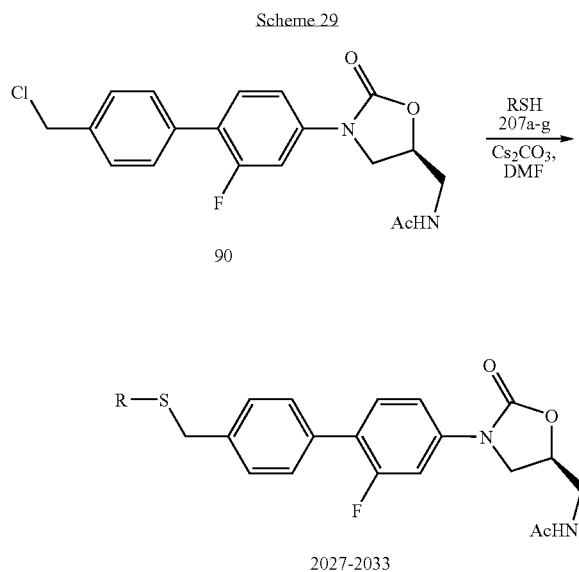
Synthesis of Mercaptotriazole 2026

[0331] A solution of mesylate 64 (0.012 g, 0.027 mmol) in DMF (0.14 mL) was treated with 4-mercapto-1,2,3-triazole, sodium salt (7 mg, 0.054 mmol) and was stirred at 45° C. for 2 h. The solvent was removed in vacuo and the crude product was purified by preparative TLC (5% MeOH in CH_2Cl_2) to afford mercaptotriazole 2026 as a white solid (3.1 mg; 24%). LCMS (ESI) m/z 456 ($\text{M}+\text{H}$)⁺.

Example 39

Synthesis of Compounds 2027-2033

[0332] As Scheme 29 illustrates, benzyl chloride 90 was used to alkylate thiols 207a-g to provide compounds 2027-2033 respectively.



Synthesis of Tetrazole 2027

[0333] Benzyl chloride 90 (0.20 g, 0.53 mmol) was dissolved in DMF (5 mL). Thiol 207a (62 mg, 0.53 mmol) and cesium carbonate (0.20 g, 0.64 mmol) were added sequentially and the resulting slurry stirred at room temperature for 4 h. The mixture was poured into 70 mL H_2O and stirred for 1 h. The solids were filtered, rinsed with ether and dried under vacuum to afford tetrazole 2027 as a brown solid (187 mg, 0.36 mmol). LCMS (ESI) m/z 514 ($\text{M}+\text{H}$)⁺.

Synthesis of Triazole 2028

[0334] Triazole 2028 was synthesized by the process described for 2027 above using thiol 207b in place of 207a to yield 138 mg of triazole 2028 as a yellow solid (0.30 mmol). LCMS (ESI) m/z 457 ($\text{M}+\text{H}$)⁺.

Synthesis of Thiadiazole 2029

[0335] Thiadiazole 2029 was synthesized by the process described for 2027 above using thiol 207e in place of 207a to yield 147 mg of thiadiazole 2029 as a white solid (0.32 mmol). LCMS (ESI) m/z 481 ($\text{M}+\text{Na}$)⁺, 522 ($\text{M}+\text{Na}+\text{CH}_3\text{CN}$)⁺.

Synthesis of Thiazole 2030

[0336] Thiazole 2030 was synthesized by the process described for 2027 above using thiol 207d in place of 207a to yield 129 mg of thiazole 2030 as a white solid (0.28 mmol). LCMS (ESI) m/z 458 ($\text{M}+\text{H}$)⁺, 521 ($\text{M}+\text{Na}+\text{CH}_3\text{CN}$)⁺.

Synthesis of Thiazole 2031

[0337] Thiazole 2031 was synthesized by the process described for 2027 above using thiol 207e in place of 207a to yield 155 mg of thiazole 2031 as an off-white solid (0.33 mmol). LCMS (ESI) m/z 472 ($\text{M}+\text{H}$)⁺.

Synthesis of Imidazole 2032

[0338] Imidazole 2032 was synthesized by the process described for 2027 above using thiol 207f in place of 207a to

yield 91 mg of imidazole 2032 as a white solid (0.21 mmol). LCMS (ESI) m/z 441 (M+H)⁺.

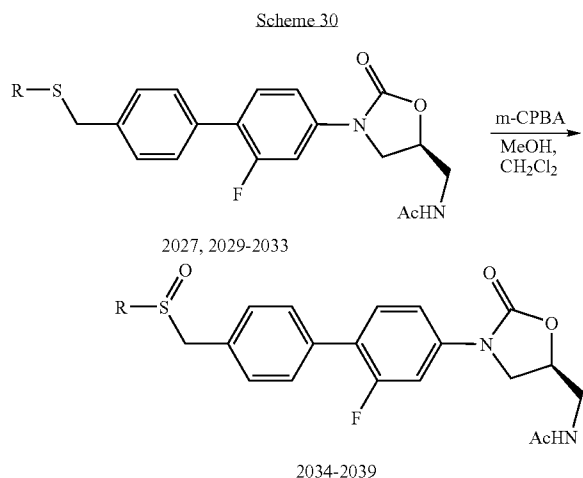
Synthesis of triazole 2033

[0339] Triazole 2033 was synthesized by the process described for 2027 above using thiol 207 g in place of 207a to yield 91 mg of triazole 2033 as a white solid (0.21 mmol). LCMS (ESI) m/z 456 (M+H)⁺, 478 (M+Na)⁺, 519 (M+Na+CH₃CN)⁺.

Example 40

Synthesis of Compounds 2034-2039

[0340] As Scheme 30 illustrates, compounds 2027 and 2029-2033 were oxidized to afford sulfoxides 2034-2039 respectively.



Synthesis of Sulfoxide 2034

[0341] Tetrazole 2027 (80 mg, 0.16 mmol) was dissolved in 3:1 CH₂Cl₂/MeOH (3 mL). *m*-CPBA was added (75% pure; 39 mg, 0.17 mmol) and the mixture was stirred at room temperature for 6 h. The reaction mixture was poured into 50 mL ether and stirred for 1 h. The solids were filtered and dried in vacuo to give sulfoxide 2034 as an off-white solid (55 mg, 0.10 mmol). LCMS (ESI) m/z 530 (M+H)⁺.

Synthesis of Sulfoxide 2035

[0342] Sulfoxide 2035 was synthesized by the process described above for 2034 starting with thiazole 2029 in place of tetrazole 2027 to yield 39 mg of 2035 as a white solid (0.08 mmol). LCMS (ESI) m/z 497 (M+Na)⁺, 538 (M+Na+CH₃CN)⁺.

Synthesis of Sulfoxide 2036

[0343] Sulfoxide 2036 was synthesized by the process described above for 2034 starting with thiazole 2030 in place

of tetrazole 2027 to yield 48 mg of 2036 as an off-white solid (0.10 mmol). LCMS (ESI) m/z 496 (M+Na)⁺, 537 (M+Na+CH₃CN)⁺.

Synthesis of Sulfoxide 2037

[0344] Sulfoxide 2037 was synthesized by the process described above for 2034 starting with thiazole 2031 in place of tetrazole 2027 to yield 44 mg of 2037 as an off-white solid (0.09 mmol). LCMS (ESI) m/z 488 (M+H)⁺, 510 (M+Na)⁺, 551 (M+Na+CH₃CN)⁺.

Synthesis of Sulfoxide 2038

[0345] Sulfoxide 2038 was synthesized by the process described above for 2034 starting with imidazole 2032 in place of tetrazole 2027 to yield 51 mg of 2038 as a white solid (0.11 mmol). LCMS (ESI) m/z 457 (M+H)⁺.

Synthesis of Sulfoxide 2039

[0346] Sulfoxide 2039 was synthesized by the process described above for 2034 starting with triazole 2033 in place of tetrazole 2027 to yield 48 mg of 2039 as a white solid (0.10 mmol). LCMS (ESI) m/z 472 (M+H)⁺, 494 (M+Na)⁺, 535 (M+Na+CH₃CN)⁺.

Example 41

Synthesis of Compound 2040

[0347] A solution of mesylate 106 (43.7 mg, 1.0 mmol) in anhydrous DMF (4.0 mL) was treated with 1H-5-mercapto-1,2,3-triazole sodium salt (24.6 mg, 2.0 mmol) at room temperature, and the resulting reaction mixture was stirred at room temperature overnight. When TLC and LCMS showed that the reaction was complete, the reaction mixture was concentrated in vacuo, and the residue was directly purified by flash column chromatography (0-5% MeOH—CH₂Cl₂ gradient elution) to afford mercaptotriazole 2040 (29.0 mg; 66%) as a pale-yellow solid. LCMS (ESI) m/z 443 (M+H)⁺.

Example 42

Synthesis of Compounds 2043 and 2044

Synthesis of Compound 2043

[0348] A solution of amine 54 (0.070 g, 0.20 mmol) in DMF (1.0 mL) was treated with triethylamine (0.055 mL, 0.40 mmol) and 1-methyl-1H-imidazole-4-sulfonyl chloride (0.039 mg, 0.22 mmol) and stirred at 23° C. for 30 minutes. The solvent was removed in vacuo, and the crude product was purified by flash chromatography (4.5:4.5:1 methylene chloride/ethyl acetate/methanol) to afford compound 2043 (0.054 g, 0.11 mmol, 55%). MS (ESI): 502 (M+H)⁺.

Synthesis of Compound 2044

[0349] A solution of amine 54 (0.070 g, 0.20 mmol) in DMF (1.0 mL) was treated with triethylamine (0.055 mL, 0.40 mmol) and 6-morpholin-4-yl-pyridine-3-sulfonyl chloride (0.057 g, 0.22 mmol) and stirred at 23° C. for 30 minutes. The solvent was removed in vacuo, and the crude product was purified by flash chromatography (0-10% methanol in 1:1

ethyl acetate/methylene chloride) to afford compound 2044 (0.052 g, 0.09 mmol, 45%). MS (ESI): 584 (M+H)⁺.

Example 43

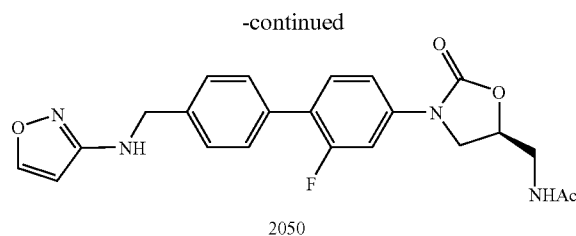
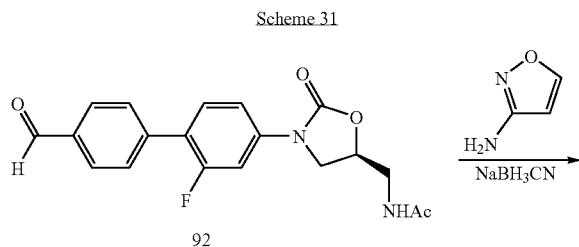
Synthesis of Compound 2047

[0350] A solution of chloride 90 (0.19 g, 0.50 mmol) in DMF (5 mL) was treated with 3-mercapto-1,2,4-triazole (0.20 g, 1.0 mmol) and Cs₂CO₃ (0.33 g, 1.0 mmol), and stirred at 23° C. for 1 h. The reaction mixture was diluted with H₂O (45 mL), and the resulting precipitate filtered, washed with H₂O and dried under vacuum to afford compound 2047 (0.139 g, 0.315 mmol, 63%) as a white powder. MS (ESI): 442 (M+H)⁺.

Example 44

Synthesis of Compound 2050

[0351] Scheme 31 depicts the synthesis of compound 2050.

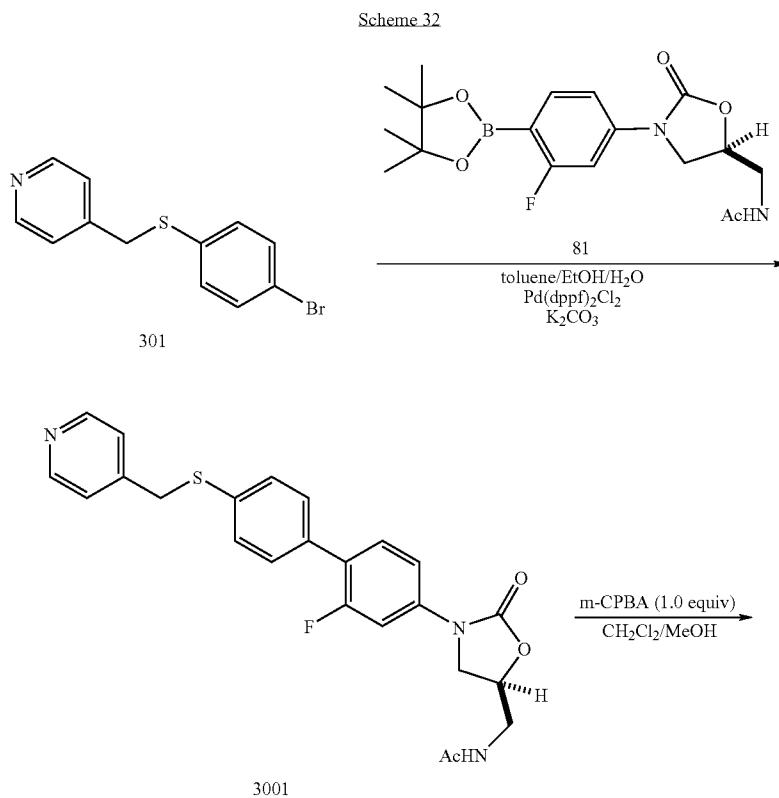


[0352] To a solution of 0.050 g (0.15 mmol) of aldehyde 92 and 0.026 g (0.30 mmol) of aminoisoxazole in 2 mL of TFA at 25° C. was added 0.018 g (0.30 mmol) of sodium cyanoborohydride (NaBH₃CN). The reaction mixture was stirred at 25° C. for 4 h. The TFA was removed, and the residue was purified by preparative TLC to give 0.040 g of compound 2050. MS (M+1): 425.

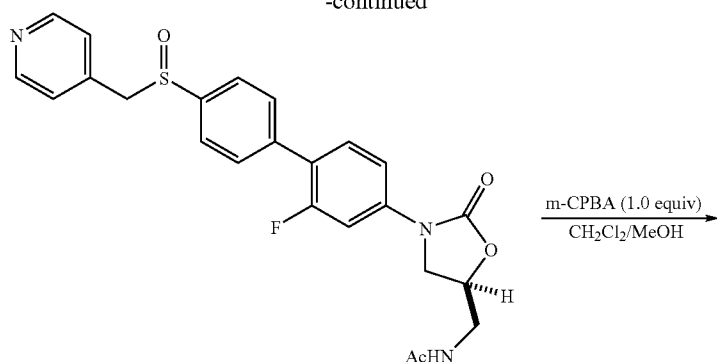
Example 45

Synthesis of Compounds 3001-3004

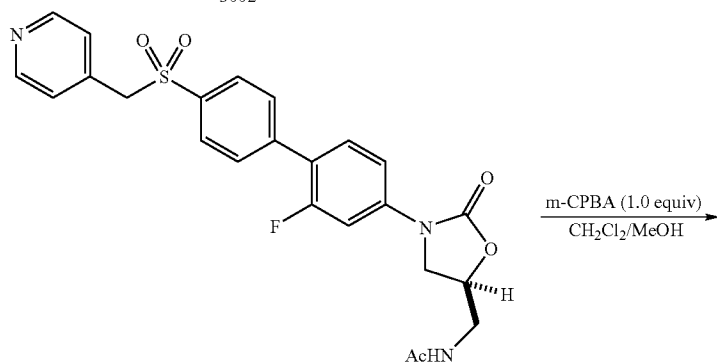
[0353] As Scheme 32 illustrates, bromide 301 was coupled to boronate 81 to yield pyridyl derivative 3001. Successive oxidations provided sulfoxide 3002, sulfone 3003, and the pyridyl N-oxide 3004.



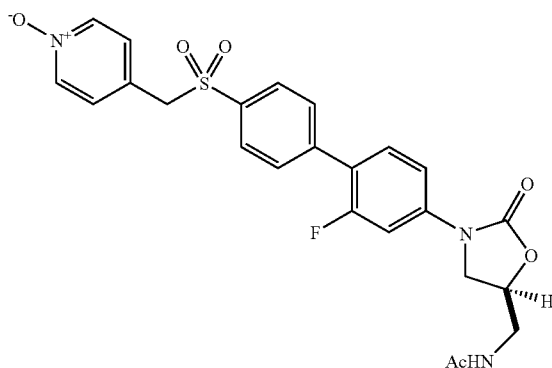
-continued



3002



3003



3004

Synthesis of Bromide 301

[0354] A suspension of 4-bromomethylpyridine hydrochloride (1.59 g, 6.3 mmol) in THF (10 mL) was treated dropwise with a solution of potassium carbonate (3.33 g, 24.0 mmol) in H_2O (6 mL) at $0-5^\circ\text{C}$., and the resulting mixture was stirred at $0-5^\circ\text{C}$. for 10 min before being treated dropwise with a solution of 4-bromo-benzenethiol (1.14 g, 6.0 mmol) in THF (5.0 mL) at $0-5^\circ\text{C}$. under N_2 . The resulting reaction mixture was subsequently stirred at $0-5^\circ\text{C}$. for an additional 20 min. When TLC and LCMS showed that the reaction was complete, the reaction mixture was treated with water (15 mL) and ethyl acetate (25 mL). The two layers were separated, and the aqueous layer was extracted with ethyl acetate (2×20 mL). The combined organic extracts were washed with water (2×15 mL) and saturated aqueous NaCl solution (10

mL), dried over MgSO_4 , and concentrated in vacuo. The residue was purified by flash column chromatography (5-25% EtOAc-hexane gradient elution) to afford the desired 4-(4-bromo-phenylsulfanylmethyl)pyridine 301 (1.374 g; 82%) as a pale-yellow solid, which was directly used in subsequent reactions.

Synthesis of Compound 3001

[0355] A solution of boronate 81 (200 mg, 0.53 mmol) and bromide 301 (150 mg, 0.53 mmol) in toluene (9 mL) was treated with solid potassium carbonate (220 mg, 1.6 mmol), ethanol (3.0 mL) and H_2O (3.0 mL) at room temperature, and the resulting reaction mixture was degassed three times under a steady stream of argon before being treated with $\text{Pd}(\text{dppf})_2\text{Cl}_2$ (16 mg, 0.013 mmol) at room temperature. The reaction

mixture was then degassed three times again under a steady stream of argon before being warmed up to reflux for 2 h. When LCMS showed that the reaction was complete, the reaction mixture was cooled down to room temperature before being treated with water (10 mL) and ethyl acetate (20 mL). The two layers were separated, and the aqueous layer was extracted with ethyl acetate (2×10 mL). The combined organic extracts were washed with water (2×10 mL) and saturated aqueous NaCl solution (10 mL), dried over MgSO₄, and concentrated in vacuo. The residue was then purified by flash column chromatography (0-5% MeOH—CH₂Cl₂ gradient elution) to afford compound 3001 (177 mg; 74%) as a yellow oil, which solidified upon standing at room temperature in vacuo. LCMS (ESI) m/z 452 (M+H)⁺.

Synthesis of Sulfoxide 3002

[0356] A solution of compound 3001 (58 mg, 0.13 mmol) in CH₂Cl₂ (2.0 mL) and MeOH (0.5 mL) was treated with m-CPBA (22 mg, 0.13 mmol) at room temperature, and the resulting reaction mixture was stirred at room temperature for 2 h. The solvents were removed, and the residue was directly purified by flash column chromatography (0-5% MeOH—CH₂Cl₂ gradient elution) to afford sulfoxide 3002 (43 mg; 71%) as a colorless oil, which solidified upon standing at room temperature in vacuo. LCMS (ESI) m/z 468 (M+H)⁺.

Synthesis of Sulfone 3003

[0357] A solution of sulfoxide 2002 (22 mg, 0.047 mmol) in CH₂Cl₂ (2.0 mL) and MeOH (0.5 mL) was treated with m-CPBA (9.0 mg, 0.047 mmol) at room temperature, and the resulting reaction mixture was stirred at room temperature for 2 h. The solvents were removed, and the residue was directly purified by flash column chromatography (0-5% MeOH—CH₂Cl₂ gradient elution) to afford sulfone 3003 (16 mg; 71%) as a colorless oil, which solidified upon standing at room temperature in vacuo. LCMS (ESI) m/z 484 (M+H)⁺.

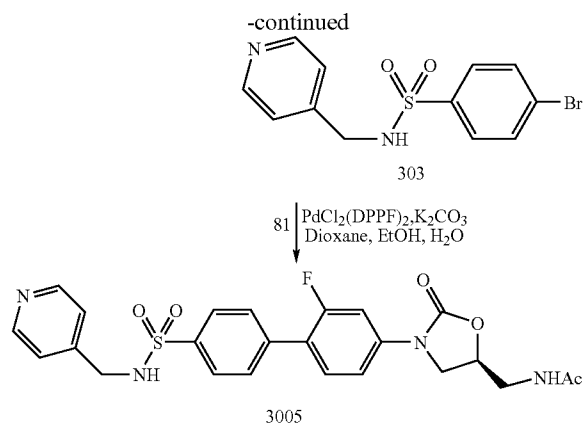
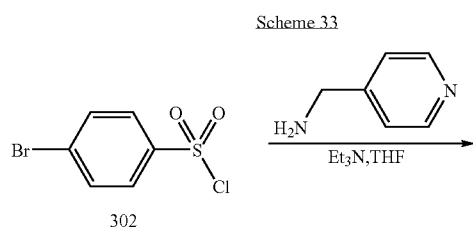
Synthesis of Pyridyl N-oxide 3004

[0358] A solution of sulfone 3003 (16 mg, 0.033 mmol) in CH₂Cl₂ (1.0 mL) and MeOH (0.5 mL) was treated with m-CPBA (6.0 mg, 0.033 mmol) at room temperature, and the resulting reaction mixture was stirred at room temperature for 2 h. The solvents were removed, and the residue was directly purified by flash column chromatography (0-5% MeOH—CH₂Cl₂ gradient elution) to afford the pyridyl N-oxide 3004 (11 mg; 67% yield) as colorless oil, which solidified upon standing at room temperature in vacuo. LCMS (ESI) m/z 500 (M+H)⁺.

Example 46

Synthesis of Compound 3005

[0359] Scheme 33 illustrates the synthesis of compound 3005.



Synthesis of Bromide 303

[0360] 4-bromobenzenesulfonyl chloride 302 (2.56 g, 10 mmol) was added to a solution of 4-aminomethylpyridine (1.08 g, 10 mmol) and triethylamine (2 mL, 14.3 mmol) in THF (20 mL) at 0° C. After stirring at same temperature for 1 h, 50 mL of cool water was added. A white solid was collected by filtration, washing with EtOAc and dried in vacuum to give 3.10 g of bromide 303 in a yield of 95%.

Synthesis of Compound 3005

[0361] Bromide 303 (327 mg, 1 mmol), boronate 81 (378 mg, 1 mmol), Pd(dppf)₂Cl₂ (40 mg, 0.05 mmol) and K₂CO₃ (414 mg, 3 mmol) were dissolved 8 mL of a mixture of dioxane:EtOH:H₂O (3:1:1) under argon atmosphere. After heating at 100° C. for 12 hours, the reaction was added to 20 mL of cool water. The organic solvent was removed in vacuo and the crude product was collected by filtration. The crude product was treated with active charcoal and recrystallized in a mixed solvent system (1:2:2 MeOH:CH₂Cl₂:acetone) to give 155 mg of 3005 in a yield of 31%. MS (ESI): 499.1 (100%, (M+H)⁺).

Example 47

Synthesis of Amide 4008

[0362] A solution of amine 54 (36 mg, 0.1 mmol) in DMF was treated with quinoline-4-carboxylic acid (26 mg, 0.15 mmol, 1.5 equiv) at 25° C. under N₂, and the resulting mixture was treated with EDCI (28.5 mg, 0.15 mmol, 1.5 equiv) at 25° C. under N₂. The reaction mixture was subsequently stirred at 25° C. for 12 h. When TLC and HPLC showed the coupling reaction was complete, the reaction mixture was concentrated in vacuo. The residue was then directly purified by flash column chromatography (0-7% MeOH—CH₂Cl₂ gradient elution) to afford the desired amide 4008 (36.4 mg, 71% yield) as an off-white powder. LCMS (ESI) m/e 513 (M⁺+H).

Example 48

General Synthesis of Carboxylic Acid-Loaded Tfp Resins and Synthesis of Amide 4011

[0363] A suspension of polymeric 4-hydroxy-2,3,5,6-tetrafluorophenol (TFP, *J. Comb. Chem.* 2000, 2, 691) amide resin (1.00 g, 1.27 mmol) in DMF (10 mL) was shaken for 10

minutes in a 70 mL polypropylene cartridge and then treated with indole-6-carboxylic acid (1.02 g, 6.35 mmol), 3-hydroxybenzotriazole (18 mg, 0.13 mmol), and diisopropylcarbodiimide (1.2 mL, 7.6 mmol). The reaction mixture was shaken for 18 h at 23° C., and then the resin was washed with DMF (10×50 mL), THF (10×50 mL), and methylene chloride (10×50 mL) and dried in vacuo.

[0364] A suspension of the above TFP ester (35 mg) in 1 mL of DMF was treated with amine 54 (10 mg, 0.027 mmol) and shaken for 18 h in a 10 mL polypropylene cartridge. The filtrate was collected and dried to give amide 4011 (11 mg, 0.022 mmol, 81%) as a yellow solid. ¹HNMR (300 MHz, 10:1 CDCl₃:CD₃OD): δ 7.89 (s, 1H), 7.75-7.71 (m, 1H), 7.55-7.52 (m, 1H), 7.46-7.30 (m, 6H), 7.16 (dd, J=8, 2 Hz, 1H), 6.45-6.44 (m, 1H), 4.70-4.68 (m, 1H), 4.60-4.59 (m, 2H), 4.03-3.97 (m, 1H), 3.73-3.71 (m, 4H), 3.58-3.42 (m, 2H), 3.27-3.25 (m, 1H), 1.90 (s, 3H). LCMS (ESI) m/e 501.0 (M+H)⁺.

Example 49

Synthesis of Amides 4010 and 4012-4105

Synthesis of Amide 4010

[0365] Amide 4010 was prepared from the TFP ester of N-methylpyrrole-2-carboxylic acid (477 mg, 3.81 mmol), which was prepared according to the general method of Example 48. The TFP ester was reacted with amine 54 using the acylation procedure of Example 48 to synthesize amide 4011. The desired amide 4010 was obtained as a solid (10 mg, 0.022 mmol, 81%). ¹HNMR (300 MHz, 10:1 CDCl₃:CD₃OD): δ 7.71-7.56 (m, 6H), 7.33 (dd, J=9, 2 Hz, 1H), 6.93-6.92 (m, 1H), 6.77 (dd, J=4, 2 Hz, 1H), 6.55 (dd, J=12, 6 Hz, 2H), 6.27 (dd, J=4, 3 Hz, 1H), 4.77-4.69 (m, 1H), 4.54-4.52 (m, 2H), 4.02-3.96 (m, 1H), 3.90 (s, 3H), 3.73 (dd, J=9, 7 Hz, 1H), 3.62-3.58 (m, 2H), 1.96 (s, 3H). LCMS (ESI) m/e 465.0 (M+H)⁺.

Synthesis of Amide 4012

[0366] Amide 4012 was prepared from the TFP ester of 3-methylsulfonylbenzoic acid (1.27 g, 6.35 mmol), which was prepared according to the general method of Example 48. The TFP ester was reacted with amine 54 using the acylation procedure of Example 48 to synthesize amide 4011. The desired amide 4012 was obtained as a solid (13 mg, 0.024 mmol, 89%). ¹HNMR (300 MHz, 10:1 CDCl₃:CD₃OD): δ 8.31-8.30 (m, 1H), 8.14-8.11 (m, 1H), 8.00-7.97 (m, 1H), 7.64-7.58 (m, 2H), 7.45-7.29 (m, 6H), 7.12 (dd, J=9, 2 Hz, 1H), 4.73-4.71 (m, 1H), 4.59-4.58 (m, 2H), 4.05-3.99 (m, 1H), 3.73 (dd, J=9, 7 Hz, 1H), 3.61-3.44 (m, 6H), 3.30-3.27 (m, 1H), 3.03 (s, 3H). LCMS (ESI) m/e 540.1 (M+H)⁺.

Synthesis of Amide 4013

[0367] Amide 4013 was prepared from the TFP ester of 4-fluorobenzoic acid (890 mg, 6.35 mmol), which was prepared according to the general method of Example 48. The TFP ester was reacted with amine 54 using the acylation procedure of Example 48 to synthesize amide 4011. The desired amide 4013 was obtained as a solid (12 mg, 0.025 mmol, 93%). LCMS (ESI) m/e 480.0 (M+H)⁺.

Synthesis of Amide 4014

[0368] Amide 4014 was prepared from the TFP ester of piperonylic acid (1.05 g, 6.35 mmol), which was prepared according to the general method of Example 48. The TFP

ester was reacted with amine 54 using the acylation procedure of Example 48 to synthesize amide 4011. The desired amide 4014 was obtained as a solid (13 mg, 0.026 mmol, 96%). ¹HNMR (300 MHz, CDCl₃): δ 7.72-7.70 (m, 1H), 7.54-7.28 (m, 8H), 7.24-7.23 (m, 1H), 7.17 (dd, J=9, 2 Hz, 1H), 5.93 (s, 2H), 4.65-4.79 (m, 1H), 4.54-4.52 (m, 2H), 4.05-3.99 (m, 1H), 3.72 (dd, J=9, 7 Hz, 1H), 3.55-3.48 (m, 2H), 3.28-3.26 (m, 2H), 1.92 (s, 3H). LCMS (ESI) m/e 506.0 (M+H)⁺.

Synthesis of Amide 4015

[0369] Amide 4015 was prepared from the TFP ester of 5-methoxyindole-2-carboxylic acid (486 mg, 2.54 mmol), which was prepared according to the general method of Example 48. The TFP ester was reacted with amine 54 using the acylation procedure of Example 48 to synthesize amide 4011. The desired amide 4015 was obtained as a solid (10 mg, 0.019 mmol, 70%). ¹HNMR (300 MHz, 10:1 CDCl₃:CD₃OD): δ 7.87-7.79 (m, 1H), 7.48-7.14 (m, 7H), 6.94 (s, 1H), 6.89-6.81 (m, 2H), 4.67-4.61 (m, 1H), 4.54-4.52 (m, 2H), 4.02-3.93 (m, 2H), 3.71-3.61 (s, 3H), 1.89 (s, 3H). LCMS (ESI) m/e 531.1 (M+H)⁺.

Example 50

Synthesis of Amine 4016

[0370] A solution of amine 54 (36 mg, 0.1 mmol) in a mixture of THF and DMF (3:1, v/v) was treated with quino-line-4-carboxaldehyde (16 mg, 0.1 mmol, 1.0 equiv) at 25° C. under argon, and the resulting reaction mixture was stirred at 25° C. for 30 min before being treated with sodium triacetoxyborohydride (NaB(OAc)₃H, 33 mg, 0.15 mmol, 1.5 equiv) at 25° C. The reaction mixture was subsequently stirred at 25° C. for 6 h. When TLC and HPLC showed the reductive amination reaction was complete, the reaction mixture was concentrated in vacuo. The residue was then directly purified by flash column chromatography (0-7% MeOH—CH₂Cl₂ gradient elution) to produce the desired N-[3-(2-fluoro-4'--[(quinolin-4-ylmethyl)-amino]-methyl]-biphenyl-4-yl)-2-oxo-oxazolidin-5-ylmethyl]-acetamide 4016 (32.9 mg, 66% yield) as pale-yellow oil, which solidified upon standing at room temperature in vacuo. ¹H NMR (300 MHz, DMSO-d₆) δ 1.85 (s, 3H, COCH₃), 3.44 (t, 2H, J=5.4 Hz), 3.79 (dd, 1H, J=6.4, 9.2 Hz), 3.88 (s, 2H), 4.17 (t, 1H, J=9.1 Hz), 4.30 (s, 2H), 4.77 (m, 1H), 7.41 (dd, 1H, J=2.0, 8.0 Hz), 7.51-7.63 (m, 8H, aromatic-H), 7.74 (t, 1H, J=8.0 Hz), 8.04 (d, 1H, J=8.0 Hz), 8.18 (d, 1H, J=8.0 Hz), 8.27 (t, 1H, J=5.8 Hz, NHCOCH₃), 8.87 (d, 1H, J=8.0 Hz). LCMS (ESI) m/e 499 (M+H)⁺.

Example 51

Synthesis of Amines 4018-4026

Synthesis of Amine 4018

[0371] To a solution of 0.032 g (0.089 mmol) of amine 54 in 3 mL of MeOH/THF (2:1, with 1% acetic acid) were added 0.009 g (0.080 mmol) of 4-pyridylcarboxaldehyde and 0.027 g (0.12 mmol) of sodium triacetoxyborohydride at room temperature. The reaction mixture was allowed to stir at 25° C. until the aldehyde was consumed based on TLC analysis. The solvents of the reaction were removed via rotary evaporation and the residue was then purified on a preparative TLC plate to give 7.0 mg of 4018. ¹H NMR (300 MHz, CD₃OD): δ 8.57

(s, 1H), 8.48 (d, J=4.2 Hz, 1H), 7.91-7.33 (a series of multiplet peaks, 9H), 2.05 (s, 3H). LCMS (ESI) m/e 449 (M+H)⁺.

Synthesis of Amine 4019

[0372] To a solution of 0.080 g (0.22 mmol) of amine 54 in 3 mL of MeOH/THF (2:1, with 1% acetic acid) were added 0.032 g (0.20 mmol) of 2-quinolinecarboxaldehyde and 0.094 g (0.44 mmol) of sodium triacetoxyborohydride at room temperature. The reaction mixture was allowed to stir at 25° C. until the aldehyde was consumed based on TLC analysis. The solvents of the reaction were removed via rotary evaporation, and the residue was then purified on a preparative TLC plate to give 44 mg of 4019. ¹H NMR (300 MHz, CD₃OD+CDCl₃): δ 8.32 (d, J=5.4 Hz, 1H), 8.06 (d, J=5.4 Hz, 1H), 7.94 (d, J=6 Hz, 1H), 7.79-7.36 (a series of multiplet peaks, 10H), 4.83 (m, 1H), 3.97 (s, 1H), 2.05 (s, 3H). LCMS (ESI) m/e 499 (M+H)⁺.

Synthesis of 4020

[0373] To a solution of 0.080 g (0.22 mmol) of amine 54 in 3 mL of MeOH/THF (2:1, with 1% acetic acid) was added 0.030 g (0.20 mmol) of 2-benzofurancarboxaldehyde and 0.094 g (0.44 mmol) of sodium triacetoxyborohydride at room temperature. The reaction mixture was allowed to stir at 25° C. until the aldehyde was consumed based on TLC analysis. The solvents of the reaction were removed via rotary evaporation, and the residue was then purified on a preparative TLC plate to give 49 mg of 4020. ¹H NMR (300 MHz, CD₃OD+CDCl₃): δ 7.44-7.01 (a series of multiplet peaks, 11H), 6.62 (s, 1H), 3.92 (s, 2H), 3.82 (s, 2H), 3.75-3.60 (m, 1H). LCMS (ESI) m/e 488 (M+H)⁺.

Synthesis of Amine 4021

[0374] To a solution of 0.080 g (0.22 mmol) of amine 54 in 3 mL of MeOH/THF (2:1, with 1% acetic acid) were added 0.032 g (0.20 mmol) of 3-quinolinecarboxaldehyde and 0.094 g (0.44 mmol) of sodium triacetoxyborohydride at room temperature. The reaction mixture was allowed to stir at 25° C. until the aldehyde was consumed based on TLC analysis. The solvents of the reaction were removed via rotary evaporation, and the residue was then purified on a preparative TLC plate to give 49 mg of 4021. ¹H NMR (300 MHz, CD₃OD+CDCl₃): δ 8.89 (s, 1H), 8.33 (s, 1H), 8.03 (d, J=5.4 Hz, 1H), 7.95 (d, J=5.4 Hz, 1H), 7.80-7.34 (a series of multiplet peaks, 9H), 1.98 (s, 3H). LCMS (ESI) m/e 499 (M+H)⁺.

Synthesis of Amine 4022

[0375] To a solution of 0.100 g (0.28 mmol) of amine 54 in 3 mL of MeOH/THF (2:1, with 1% acetic acid) were added 0.042 g (0.27 mmol) of 1-naphthaldehyde and 0.119 g (0.56 mmol) of sodium triacetoxyborohydride at room temperature. The reaction mixture was allowed to stir at 25° C. until the aldehyde was consumed based on TLC analysis. The solvents of the reaction were removed via rotary evaporation, and the residue was then purified on a preparative TLC plate to give 49 mg of 4022. ¹H NMR (300 MHz, CD₃OD+CDCl₃): δ 7.98-7.24 (a series of multiple peaks, 14H), 2.00 (s, 3H). LCMS (ESI) m/e 498 (M+H)⁺.

Synthesis of Amine 4023

[0376] To a solution of 0.100 g (0.28 mmol) of amine 54 in 3 mL of MeOH/THF (2:1, with 1% acetic acid) were added

0.024 g (0.25 mmol) of 3-furaldehyde and 0.119 g (0.56 mmol) of sodium triacetoxyborohydride at room temperature. The reaction mixture was allowed to stir at 25° C. until the aldehyde was consumed based on TLC analysis. The solvents of the reaction were removed via rotary evaporation, and the residue was then purified on a preparative TLC plate to give 32 mg of 4023. ¹H NMR (300 MHz, CD₃OD+CDCl₃): δ 7.50-7.22 (a series of multiple peaks, 9H), 6.39 (s, 1H), 1.90 (s, 3H). LCMS (ESI) m/e 438 (M+H)⁺.

Synthesis of Amine 4024

[0377] To a solution of 0.100 g (0.28 mmol) of amine 54 in 3 mL of MeOH/THF (2:1, with 1% acetic acid) were added 0.027 g (0.25 mmol) of 2-pyridylcarboxaldehyde and 0.089 g (0.42 mmol) of sodium triacetoxyborohydride at room temperature. The reaction mixture was allowed to stir at 25° C. until the aldehyde was consumed based on TLC analysis. The solvents of the reaction were removed via rotary evaporation, and the residue was then purified on a preparative TLC plate to give 30.0 mg of 4024. ¹H NMR (300 MHz, CD₃OD): δ 8.39 (s, 1H), 8.30 (d, J=2.1 Hz, 1H), 7.70-7.21 (a series of multiplet peaks, 9H), 1.86 (s, 3H). LCMS (ESI) m/e 449 (M+H)⁺.

Synthesis of Amine 4025

[0378] To a solution of 0.100 g (0.28 mmol) of amine 54 in 3 mL of MeOH/THF (2:1, with 1% acetic acid) were added 0.027 g (0.25 mmol) of 3-pyridylcarboxaldehyde and 0.089 g (0.42 mmol) of sodium triacetoxyborohydride at room temperature. The reaction mixture was allowed to stir at 25° C. until the aldehyde was consumed based on TLC analysis. The solvents of the reaction were removed via rotary evaporation, and the residue was then purified on a preparative TLC plate to give 30.0 mg of 4025. ¹H NMR (300 MHz, CD₃OD): δ 8.57 (s, 1H), 8.48 (d, J=4.2 Hz, 1H), 7.91-7.33 (a series of multiplet peaks, 9H), 2.05 (s, 3H). LCMS (ESI) m/e 449 (M+H)⁺.

Synthesis of Amine 4026

[0379] To a solution of 0.100 g (0.28 mmol) of amine 54 in 3 mL of MeOH/THF (2:1, with 1% acetic acid) were added 0.024 g (0.25 mmol) of 2-furaldehyde and 0.089 g (0.42 mmol) of sodium triacetoxyborohydride at room temperature. The reaction mixture was allowed to stir at 25° C. until the aldehyde was consumed based on TLC analysis. The solvents of the reaction were removed via rotary evaporation, and the residue was then purified on a preparative TLC plate to give 26.6 mg of 4026. ¹H NMR (300 MHz, CD₃OD): δ 7.52-7.26 (a series of multiplet peaks, 10H), 1.87 (s, 3H). LCMS (ESI) m/e 438 (M+H)⁺.

Example 52

Synthesis of Amine 4038

Method A

[0380] A solution of 8.00 g (115.9 mmol) of isoxazole and 31.30 g (139.1 mmol) of N-iodosuccinimide in 60 ml of trifluoroacetic acid was heated to 50° C. for 6 h. The reaction mixture was cooled and evaporated at 0° C. to remove the majority of trifluoroacetic acid. The residue was then dissolved in 200 ml of diethyl ether, washed sequentially with saturated NaHCO₃ (40 ml×4), 10% sodium thiosulfate (40 ml×2), and brine (40 ml), dried over MgSO₄, filtered and

concentrated to give 16.50 g of the desired 4-iodoisoxazole product. $^1\text{H NMR}$ (300 MHz, CDCl_3): δ 8.44 (s, 1H), 8.29 (s, 1H).

[0381] To a solution of 6.80 g (34.8 mmol) of 4-iodoisoxazole in 200 ml of THF at -100°C . was added dropwise 22.9 ml (36.6 mmol) of *n*-BuLi (1.6 M in hexanes). The reaction mixture was allowed to stir for 30 min. Ethyl formate (3.08 ml, 38.4 mmol) was added to the mixture, and the mixture was stirred further for 30 min at -100°C . Hydrochloric acid (36.60 ml of 1 N HCl in ether) was added at -100°C ., and the reaction mixture was allowed to warm gradually to 25°C . The mixture was diluted with ether (200 ml), washed sequentially with saturated NaHCO_3 (100 ml) and brine (100 ml), dried over MgSO_4 , filtered and concentrated (at 0°C .) to give ~2.00 g of the desired isoxazole-4-carbaldehyde (based on estimation from $^1\text{H NMR}$; contaminated with residual EtOH) of suitable purity for use in subsequent reactions. $^1\text{H NMR}$ (300 MHz, CDCl_3): δ 10.01 (s, 1H), 9.05 (s, 1H), 8.68 (s, 1H).

[0382] A solution of 4.00 g (11.2 mmol) of amine 54, 1.03 g (10.6 mmol) of isoxazole-4-carbaldehyde, and 4.750 g (22.4 mmol) of $\text{NaB(OAc)}_3\text{H}$ in 30 ml of DMF with 1.0 ml of acetic acid was stirred at 25°C . for 4 h. The reaction solvents were removed by rotary evaporation. The residue was purified by silica gel column chromatography using 5% MeOH in CH_2Cl_2 as eluent to give 1.57 g of amine 4038 plus 1.58 g of the imine intermediate. LCMS (ESI) *m/e* 439 ($\text{M}+\text{H}$) $^+$.

Method 13

[0383] A solution of 1.00 g (5.05 mmol) of isoxazol-4-ylmethyl-carbamic acid tert-butyl ester in 10 ml of 4.0 N HCl in dioxane was stirred at 25°C . for 6 h. The reaction mixture was then diluted with 30 ml of diethyl ether and filtered. The solid was washed with diethyl ether and dried to give 0.65 g of C-isoxazol-4-yl-methylamine hydrochloride salt of suitable purity for use in subsequent reactions. $^1\text{H NMR}$ (300 MHz, DMSO): δ 9.02 (s, 1H), 8.68 (s, 1H), 3.94 (q, $J=6$, 1H).

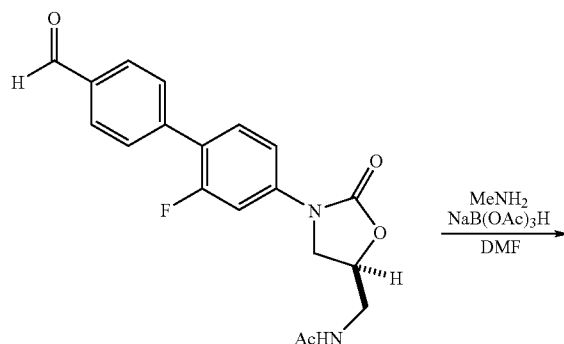
[0384] A solution of aldehyde 92 (0.150 g, 0.42 mmol), C-isoxazol-4-yl-methylamine hydrochloride salt (0.068 g, 0.51 mmol) obtained above, and $\text{NaB(OAc)}_3\text{H}$ (0.268 g, 1.26 mmol) in 5 ml of DMF was stirred at 25°C . for 2 h. The reaction solvent was removed by rotary evaporation, and the residue was purified by preparative thin-layer chromatography to give 0.160 g of amine 4038. LCMS (ESI) *m/e* 439 ($\text{M}+\text{H}$) $^+$.

Example 53

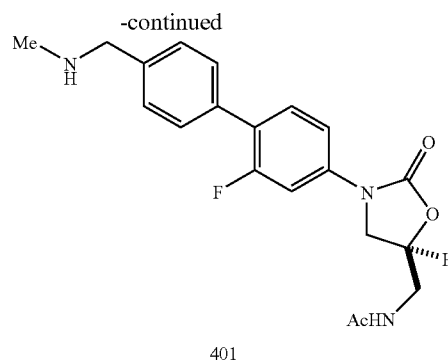
Synthesis of Amine 4215

[0385] Scheme 34 depicts the synthesis of amine 401 used in the synthesis of compound 4215.

Scheme 34



92



Synthesis of Amine 401

[0386] A solution of aldehyde 92 (3.56 g, 10.0 mmol) in anhydrous DMF (20 mL) was treated with a 2 N solution of methylamine in THF (25 mL, 50.0 mmol) and sodium triacetoxyborohydride (3.20 g, 15.0 mmol) at room temperature, and the resulting reaction mixture was stirred at room temperature for 6 h. When TLC and LCMS showed that the reaction was complete, the reaction mixture was quenched with H_2O (40 mL), and the resulting mixture was stirred at room temperature for 30 min. The solid precipitate was then collected by filtration, washed with H_2O (2×50 mL), and dried in vacuo. This crude material was subsequently purified by flash column chromatography (5-15% MeOH— CH_2Cl_2 gradient elution) to afford amine 401 (2.26 g; 61%) as an off-white solid. $^1\text{H NMR}$ (300 MHz, $\text{DMSO}-d_6$) δ 2.03 (s, 3H, COCH_3), 2.46 (s, 3H, NMe), 3.62 (t, 2H, $J=5.4$ Hz), 3.86 (s, 2H, Ar— CH_2), 3.96 (dd, 1H, $J=6.4, 9.2$ Hz), 4.35 (t, 1H, $J=9.2$ Hz), 4.90-4.99 (m, 1H), 7.58-7.80 (m, 7H, aromatic-H), 8.45 (t, 1H, $J=5.8$ Hz, NHCOCH_3); LCMS (ESI) *m/z* 372 ($\text{M}+\text{H}$) $^+$.

Synthesis of Amine 4215

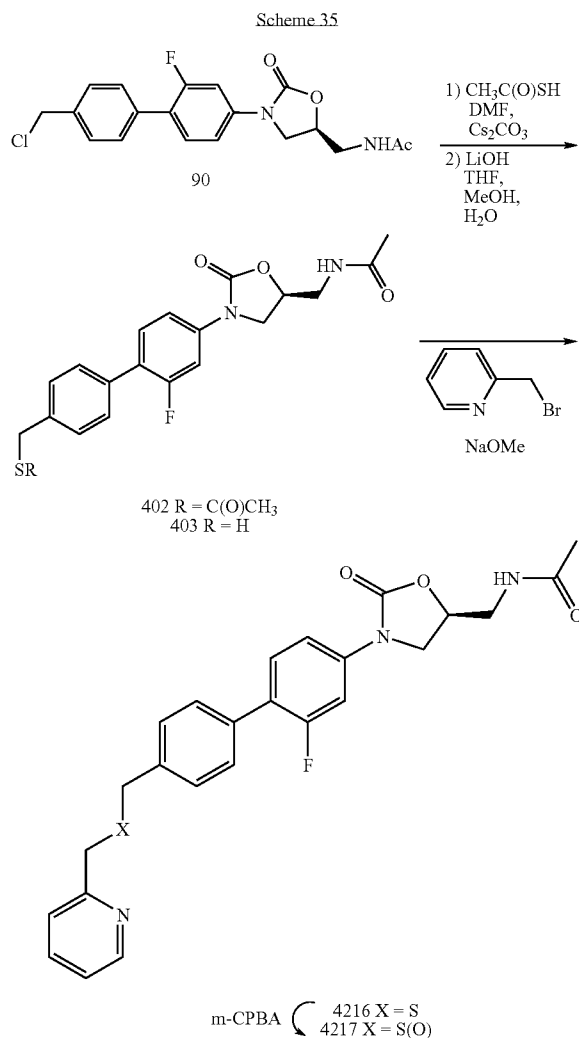
[0387] A solution of amine 401 (0.070 g, 0.19 mmol) in methanol (2 mL) and acetic acid (0.020 mL) was treated with quinoline-3-carboxaldehyde (0.033 g, 0.21 mmol) and sodium triacetoxyborohydride (0.080 g, 0.38 mmol) and stirred at 23°C . for 2 h. Additional sodium triacetoxyborohydride (0.080 g, 0.38 mmol) and acetic acid (0.020 mL) were added, and the reaction mixture was stirred for 16 h. The solvent was removed in vacuo, and the residue was dissolved in THF (3 mL) and acetic acid (0.020 mL) and treated with quinoline-3-carboxaldehyde (0.015 g, 0.095 mmol) and sodium triacetoxyborohydride (0.080 g, 0.38 mmol) and stirred for 9 h. Additional sodium triacetoxyborohydride (0.080 g, 0.38 mmol) was added, and the reaction mixture was stirred for 60 h. The reaction mixture was diluted with methylene chloride (30 mL) and washed with saturated aqueous sodium bicarbonate (25 mL). Drying over Na_2SO_4 and evaporation of solvent yielded crude product, which was purified by flash chromatography (18:1:0.1 methylene chloride:methanol:ammonium hydroxide, 5-10% methanol in 1:1 methylene chloride:ethyl acetate) to afford amine 4215 as a solid (0.030 g, 0.059 mmol; 31%). LCMS (ESI) *m/z* 513 ($\text{M}+\text{H}$) $^+$.

Example 54

Synthesis of Sulfide 4216 and Sulfoxide 4217

[0388] Scheme 35 depicts the synthesis of compounds 4216 and 4217. Benzyl chloride 90 is displaced with thiolace-

tic acid to afford thioacetate 402. Hydrolysis of 402 afforded thiol 403 which was alkylated with 2-bromomethyl pyridine to yield sulfide 4216. Oxidation of 4216 then provided sulfoxide 4217.



Synthesis of Chloride 90

[0389] Alcohol 51 (3.0 g, 8.4 mmol) was dissolved in CH₂Cl₂ (20 mL) and Hunig's base (2 mL). Methanesulfonyl chloride (1.4 mL, 12.6 mmol) was added dropwise and the resulting solution stirred at rt for 4 h. The mixture was poured into 100 mL sat. aqueous NaHCO₃ and extracted with CH₂Cl₂ (3x50 mL). The combined organic extracts were washed with brine, dried over MgSO₄, filtered, and concentrated to give 3.9 g of an oily yellow solid. The crude material was purified by silica gel chromatography to give chloride 90 as an off-white solid (2.7 g, 7.2 mmol). LCMS (ESI) m/z 377 (M+H)⁺, 418 (M+CH₃CN+H)⁺, 440 (M+CH₃CN+Na)⁺.

Synthesis of Thioester 402

[0390] Under an argon atmosphere, thioacetic acid (1.55 mL, 21.7 mmol) was added to a mixture of chloride 90 (4.08

g, 10.8 mmol) and Cs₂CO₃ (3.52 g, 10.8 mmol) in DMF (25 mL). The reaction was stirred at room temperature for 2 hours. Then 50 mL of water was added. The off-white product 402 (4.3 g) was collected by filtration in a yield of 96%. LCMS (ESI) m/z 417 (M+H)⁺.

Synthesis of Thiol 403

[0391] LiOH (360 mg, 15 mmol) was added to a solution of 402 (4.3 g, 10.3 mmol) in a mixture of THF (50 mL), MeOH (50 mL) and water (20 mL). After stirring for 30 minutes at room temperature under argon atmosphere, the insoluble solid was removed by filtration. The filtrate was diluted with water (50 mL), concentrated to remove organic solvents, then neutralized with 10% HCl. The off-white product 403 (15 g) was collected by filtration in a yield of 91%. LCMS (ESI) m/z 375 (M+H)⁺.

Synthesis of Sulfide 4216

[0392] A solution of sulfide 403 (0.20 g, 0.54 mmol) in tetrahydrofuran (1.3 mL), methanol (1.3 mL), and dimethylformamide (1.3 mL) was treated with sodium methoxide (25% in methanol, 0.24 mL, 1.1 mmol) and 2-(bromomethyl) pyridine and stirred at 23° C. for 0.5 h. The reaction mixture was diluted with methylene chloride (25 mL), washed with water (25 mL), and the water layer was extracted with methylene chloride (25 mL). The combined organic fractions were dried over Na₂SO₄, and evaporated in vacuo to yield crude product, which was purified by preparative thin-layer chromatography (5% methanol/methylene chloride) to afford 4216 as a white powder (0.12 g, 0.26 mmol; 48%). LCMS (ESI) m/z 466 (M+H)⁺.

Synthesis of Sulfoxide 4217

[0393] A solution of 4216 (0.11 g, 0.23 mmol) in methylene chloride (2.3 mL) was treated with 3-chloroperoxybenzoic acid (0.051 g, 0.23 mmol) and stirred at 23° C. for 15 minutes. The solvent was evaporated in vacuo and the crude product was purified by flash chromatography (5% methanol/methylene chloride) to afford 4217 as a white powder (0.093 g, 0.19 mmol; 83%). LCMS (ESI) m/z 482 (M+H)⁺.

Example 55

Synthesis of Compounds 4218-4220

Synthesis of Amine 4218

[0394] A solution of amine 54 (0.600 g, 1.68 mmol), 1-methyl-indole-3-carboxaldehyde (0.254 g, 1.60 mmol), and NaB(OAc)₃H (0.312 g, 3.36 mmol) in 30 mL of MeOH with a few drops of acetic acid was stirred at 25° C. for 24 h. The reaction solvents were removed by rotary evaporation. The residue was purified by preparative TLC plate to give 0.070 g of amine 4218. LCMS (ESI) m/z 501 (M+H)⁺.

Synthesis of Amine 4219

[0395] A solution of amine 54 (0.060 g (0.17 mmol), tetrahydrofuran-3-carboxaldehyde (0.016 g, 0.16 mmol), and NaB(OAc)₃H (0.071 g, 0.34 mmol) in 5 mL of MeOH with a few drops of acetic acid was stirred at 25° C. for 6 h. The reaction solvents were removed by rotary evaporation. The

residue was purified by preparative TLC plate to give 0.057 g of amine 4219. LCMS (ESI) m/z 442 (M+H)⁺.

Synthesis of Amine 4220

[0396] A solution of amine 54 (0.500 g, 1.40 mmol), 1,2,3-thiadiazole-4-carboxaldehyde (0.152 g, 1.33 mmol), and NaB(OAc)₃H (0.594 g, 2.80 mmol) in 8 ml of DMF with a few drops of acetic acid was stirred at 25° C. for 2 h. The reaction solvents were removed by rotary evaporation. The residue was purified by preparative TLC to give 0.484 g of amine 4220. LCMS (ESI) m/z 492 (M+H)⁺.

Example 56

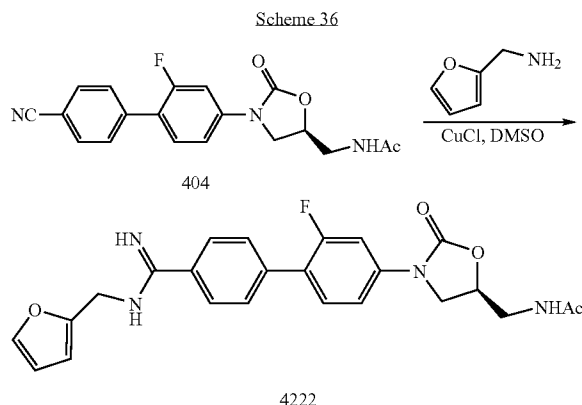
Synthesis of Compound 4221

[0397] A solution of amine 54 (79.0 mg, 0.22 mmol) in anhydrous DMF (3 mL) was treated with 3-(2-oxo-1,2-dihydro-pyridin-3-yl)-acrylic acid (36.3 mg, 0.22 mmol) and 1-(3-dimethylaminepropyl)-3-ethylcarbodiimide hydrochloride (62.7 mg, 0.33 mmol) at room temperature, and the resulting reaction mixture was stirred at 25° C. for 12 h. When TLC and LCMS showed that the reaction was complete, the reaction mixture was concentrated in vacuo. The residue was directly purified by flash column chromatography (0-7% MeOH—CH₂Cl₂ gradient elution) to afford amide 4221 (45.5 mg; 41%) as a white solid. LCMS (ESI) m/z 505 (M+H)⁺.

Example 57

Synthesis of Amidine 4222

[0398] Scheme 36 illustrates the synthesis of amidine 4222. Nitrile 404 and furfurylamine were heated together in the presence of copper chloride to yield amidine 4222.



Synthesis of Nitrile 404

[0399] This compound was made from 4-cyanophenylboronic acid and iodide 50 as described above for the synthesis of alcohol 51.

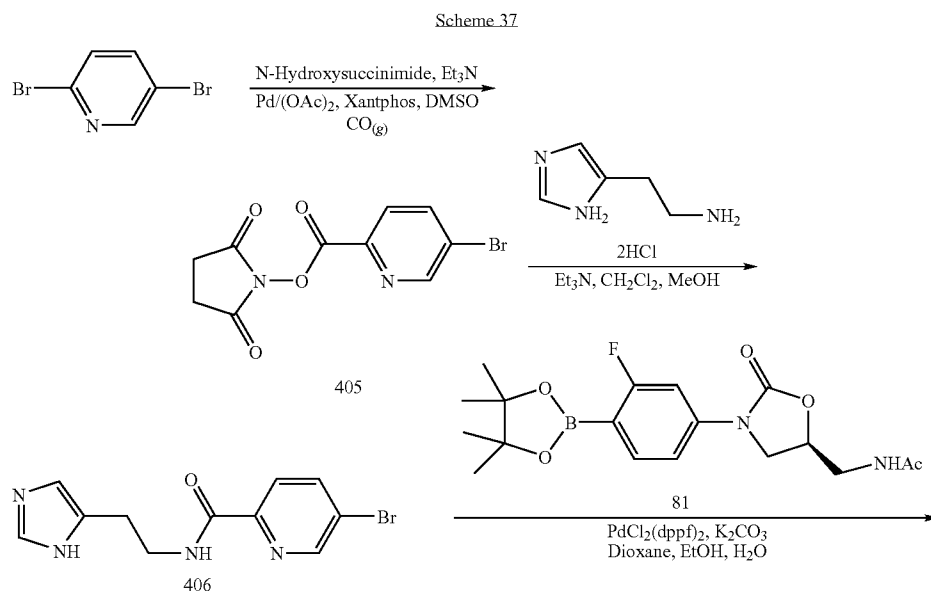
Synthesis of Amidine 4222

[0400] Under an argon atmosphere, a mixture of nitrile 404 (98 mg, 0.28 mmol), furfurylamine (27 mg, 0.28 mmol) and copper (I) chloride (CuCl, 28 mg, 0.28 mmol) in DMSO (2 mL) was heated at 80° C. for 48 h. The reaction was diluted with CH₂Cl₂, washed with saturated Na₂CO₃ and dried under vacuum. The crude product was purified by chromatography (5:1:0.05 CH₂Cl₂/MeOH/NH₃·H₂O) to afford 4222 (14 mg; 11%). LCMS (ESI) m/z 451 (M+H)⁺.

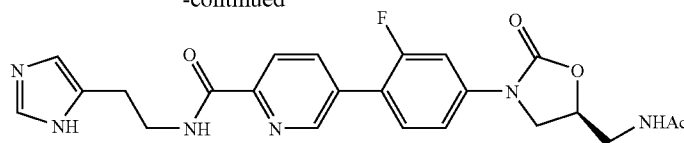
Example 58

Synthesis of Amide 4223

[0401] Scheme 37 illustrates the synthesis of amide 4223. 2,5-Dibromopyridine is converted to activated pyridyl ester 405 which is then treated with histamine to provide amide 406. The Suzuki coupling of 406 and boronate 81 gave the final target amide 4223.



-continued



4223

Synthesis of Ester 405

[0402] Under an argon atmosphere, triethylamine (0.31 mL, 2.25 mmol) was added to a mixture of 2,5-dibromopyridine (355 mg, 1.5 mmol), palladium acetate (16.8 mg, 0.075 mmol), Xantphos (4,5-bis(diphenylphosphino)-9,9-dimethylxanthene, 43.4 mg, 0.075 mmol) and N-hydroxysuccinimide (241.5 mg, 2.1 mmol) in DMSO (2 mL). The solution was purged with carbon monoxide for 15 min and stirred under a carbon monoxide balloon at 80° C. for 16 h. The reaction mixture was then cooled to room temperature, diluted with 20 mL of ethyl acetate and washed with saturated sodium bicarbonate solution and water. The organic phase was dried over sodium sulfate and evaporated to give crude product. Chromatography on silica gel using hexane:acetone (3:1) provided ester 405 (75 mg; 17%). ¹HNMR (300 MHz, CDCl₃) δ 8.85 (m, 1H), 8.06 (m, 2H), 2.90 (s, 4H).

Synthesis of Amide 406

[0403] A mixture of active ester 405 (350 mg, 1.17 mmol), histamine dihydrochloride (216 mg, 1.17 mmol) and Et₃N (0.33 mL, 2.34 mmol) in CH₂Cl₂ (5 mL) was stirred at room temperature for 1 h. The reaction was washed with brine and dried under vacuum. The crude product was purified by chromatography (15:1:0.05 CH₂Cl₂/MeOH/NH₃.H₂O) to afford 406 (280 mg; 81%). LCMS (ESI) m/z 295 (M+H)⁺.

Synthesis of Amide 4223

[0404] Under an argon atmosphere, a mixture of 406 (230 mg, 0.78 mmol), boronate 81 (295 mg, 0.78 mmol), Pd(dppf)₂Cl₂ (19 mg, 0.023 mmol) and K₂CO₃ (323 mg, 2.34 mmol) in

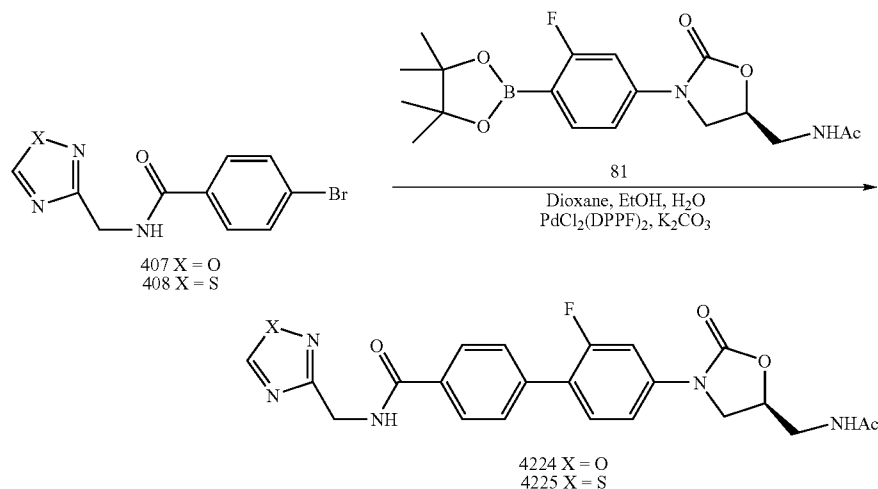
5 mL of a mixture of dioxane/EtOH/H₂O (3:1:1) was heated at 100° C. for 12 h. The reaction was concentrated and the residue was dissolved in MeOH (2 mL) and CH₂Cl₂ (10 mL). Inorganic salts were removed by filtration. The filtrate was concentrated and purified by chromatography (15:1:0.05 CH₂Cl₂/MeOH/NH₃.H₂O) to afford amide 4223 (106 mg; 29%). LCMS (ESI) m/z 467 (M+H)⁺.

Example 59

Synthesis of Amides 4224 and 4225

[0405] Scheme 38 illustrates the synthesis of amides 4224 and 4225. Aryl bromides 407 and 408 were coupled to boronate 81 to afford 4224 and 4225 respectively.

Scheme 38



Synthesis of Amide 4224

[0406] A mixture of 4-bromobenzoyl chloride (110 mg, 0.5 mmol), 1,2,4-oxadiazol-3-yl-methylamine hydrochloride (68 mg, 0.5 mmol), DMF (1 drop) and Et₃N (0.33 mL, 2.34 mmol) in CH₂Cl₂ (5 mL) was stirred at room temperature for 4 h. The reaction was washed with brine and dried under vacuum to afford crude amide 407. The amide 407 obtained was added to a mixture of boronate 81 (189 mg, 0.5 mmol), Pd(dppf)₂Cl₂ (20 mg, 0.025 mmol) and K₂CO₃ (207 mg, 1.5 mmol) in 5 mL of dioxane/EtOH/H₂O (3:1:1) under an argon atmosphere. After being heated at 100° C. for 12 h, the reaction was diluted with water and MeOH, and then filtered through celite. The filtrate was concentrated to remove organic solvent. The crude product was collected by filtration and further purified by chromatography (25:1:0.05 CH₂Cl₂/MeOH/NH₃.H₂O) to afford 4224 (45 mg; 32%). LCMS (ESI) m/z 452 (M+H)⁺.

Synthesis of Amide 4225

[0407] A mixture of 4-bromobenzoyl chloride (29 mg, 0.132 mmol), 1,2,4-thiadiazol-3-yl-methylamine hydrochloride

ride (20 mg, 0.132 mmol), DMF (1 drop) and Et₃N (27 mg, 0.264 mmol) in THF (4 mL) was stirred at room temperature for 2 h. The reaction was concentrated, dissolved in CH₂Cl₂, washed with brine and dried under vacuum to afford crude amide 408. The resultant amide 408 obtained above was added to a mixture of boronate 81 (50 mg, 0.132 mmol), Pd(dppf)₂Cl₂ (6 mg, 0.0066 mmol) and K₂CO₃ (55 mg, 0.396 mmol) in 2 mL of dioxane/EtOH/H₂O (3:1:1) under an argon atmosphere. After being heated at 100° C. for 12 h, the reaction was concentrated, dissolved in EtOAc, washed with brine and dried under vacuum. The crude product was purified by chromatography on silica gel (25:1:0.05 CH₂Cl₂/MeOH/NH₃·H₂O) to afford amide 4225 (30 mg; 48%). LCMS (ESI) m/z 470 (M+H)⁺.

Example 60

Synthesis of Sulfide 4226

[0408] Under an argon atmosphere, sodium methoxide (NaOMe, 25% by wt. in MeOH, 95 mg, 0.44 mmol) was added to a solution of thiol 403 (75 mg, 0.2 mmol) and epibromohydrin (30 mg, 0.22 mmol) in MeOH (3 mL) and THF (3 mL). After stirring at room temperature for 2 h, the reaction was concentrated. The residue was dissolved CH₂Cl₂, washed with brine, dried over MgSO₄ and concentrated under vacuum. The crude product was purified by chromatography on silica gel (25:1:0.05 CH₂Cl₂/MeOH/NH₃·H₂O) to afford sulfide 4226 (55 mg; 61% as a mix of diastereomers). LCMS (ESI) m/z 453 (M+Na)⁺.

Example 61

Synthesis of Amines 4227-4229

Synthesis of Amine 4227

[0409] A suspension of aldehyde 92 (107 mg, 0.3 mmol) in anhydrous THF (2 mL) and anhydrous methanol (MeOH, 2 mL) was treated with 2-(1H-imidazol-4-yl)-ethylamine (110.0 mg, 0.6) and sodium triacetoxyborohydride (127 mg, 0.6 mmol) at room temperature, and the resulting reaction mixture was stirred at room temperature for 6 h. When TLC and LCMS showed that the reaction was complete, the reaction mixture was concentrated in vacuo. This residue was directly purified by flash column chromatography (0-10%

MeOH—CH₂Cl₂ gradient elution) to afford amine 4227 (24 mg, 135.3 mg; 18%) as an off-white solid. LCMS (ESI) m/z 452 (M+H)⁺.

Synthesis of Amine 4228

[0410] A suspension of aldehyde 92 (107 mg, 0.3 mmol) in anhydrous THF (2 mL) and anhydrous methanol (MeOH, 2 mL) was treated with 2-(5-methyl-1H-indol-3-yl)-ethylamine hydrochloride (126.0 mg, 0.6 mmol) and sodium triacetoxyborohydride (127 mg, 0.6 mmol) at room temperature, and the resulting reaction mixture was stirred at room temperature for 12 h. When TLC and LCMS showed that the reaction was complete, the reaction mixture was concentrated in vacuo. This residue was directly purified by flash column chromatography (0-10% MeOH—CH₂Cl₂ gradient elution) to afford amine 4228 (32 mg; 21%) as off-white solids. LCMS (ESI) m/z 515 (M+H)⁺.

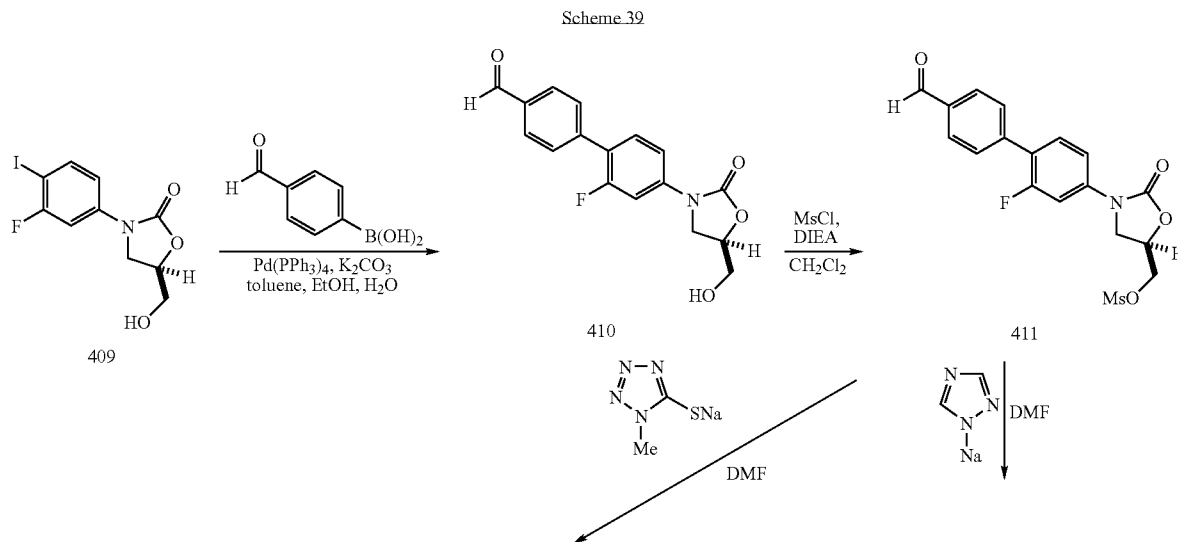
Synthesis of Amine 4229

[0411] A suspension of aldehyde 92 (107 mg, 0.3 mmol) in anhydrous THF (2 mL) and anhydrous methanol (2 mL) was treated with (5-methyl-isoxazol-3-yl)-methylamine (67.0 mg, 0.6 mmol) and sodium triacetoxyborohydride (127 mg, 0.6 mmol) at room temperature, and the resulting reaction mixture was stirred at room temperature for 12 h. When TLC and LCMS showed that the reaction was complete, the reaction mixture was concentrated in vacuo. This residue was directly purified by flash column chromatography (0-5% MeOH—CH₂Cl₂ gradient elution) to afford amine 4229 (34 mg; 25%) as an off-white solid. LCMS (ESI) m/z 453 (M+H)⁺.

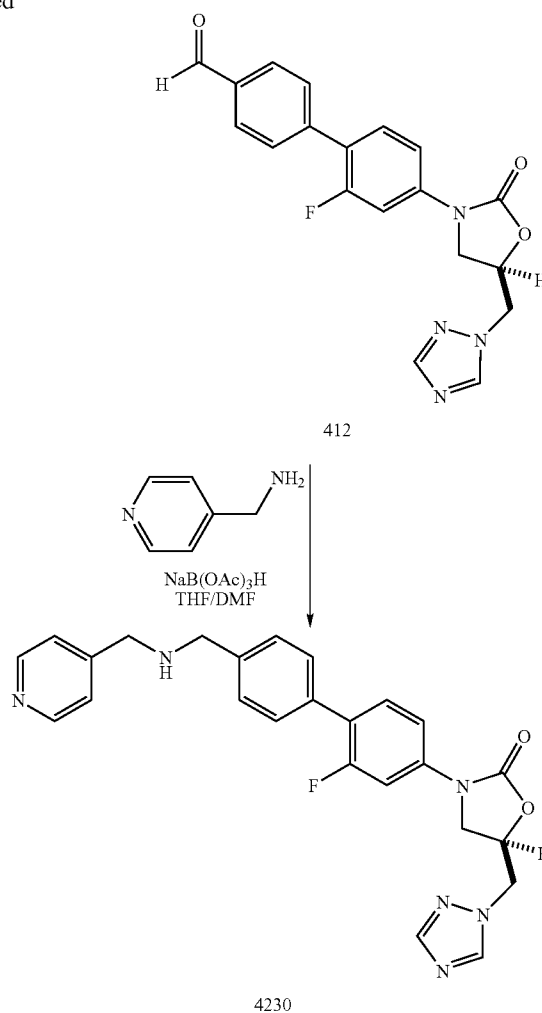
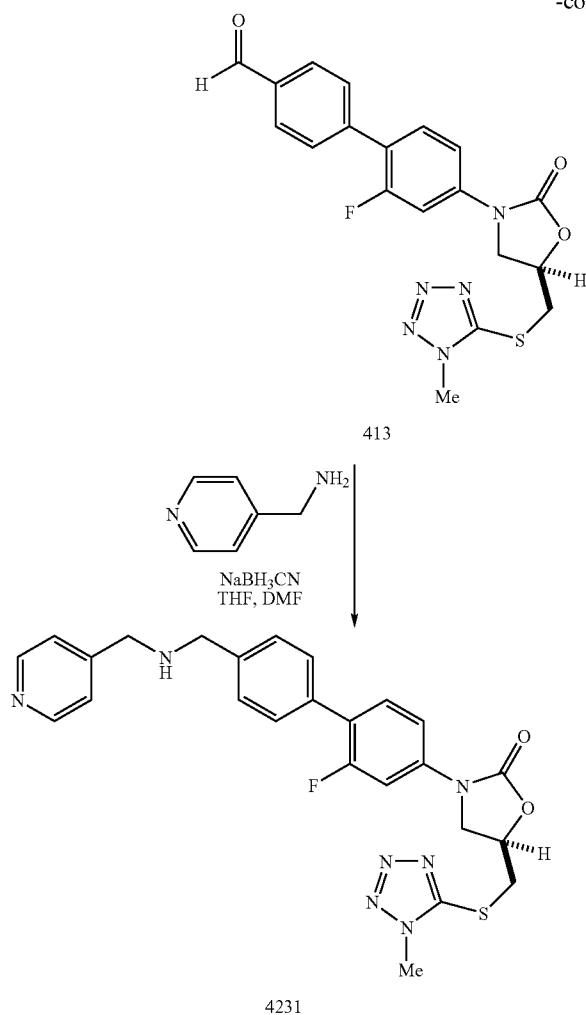
Example 62

Synthesis of Amines 4230 and 4231

[0412] Scheme 39 shows the synthesis of amines 4230 and 4231. Known alcohol 409 (see U.S. Pat. Nos. 5,523,403 and 5,565,571) is coupled to 4-formylphenylboronic acid to afford alcohol 410 which is then converted to mesylate 411. Alkylation of mesylate 411 with the appropriate nucleophiles affords biaryl aldehydes 412 and 413 which are transformed to amines 4230 and 4231 respectively by reductive amination chemistry.



-continued



Synthesis of Alcohol 410

[0413] A suspension of alcohol 409 (5.07 g, 15.0 mmol) in toluene (30 mL) was treated with 4-formylphenylboronic acid (3.15 g, 21.0 mmol), K₂CO₃ (6.22 g, 45.0 mmol), EtOH (10 mL), and H₂O (10 mL) at 25° C., and the resulting mixture was degassed three times under a steady stream of argon at 25° C. Pd(dppf)₂Cl₂ (370 mg, 0.45 mmol) was subsequently added to the reaction mixture, and the resulting reaction mixture was degassed three times again before being warmed to gentle reflux for 2 h. When TLC and LCMS showed the coupling reaction was complete, the reaction mixture was cooled to room temperature before being treated with H₂O (100 mL). The resulting mixture was then stirred at room temperature for 10 min before being cooled to 0-5° C. for 1 h. The solid precipitate was collected by filtration, washed with H₂O (2×40 mL) and 20% EtOAc/hexane (2×40 mL), and dried in vacuo. The crude alcohol 410 (4.62 g; 98%) was obtained as a brown solid, which by HPLC and ¹H NMR was found to be of suitable purity to be used in subsequent reactions. LCMS (ESI) m/z 316 (M+H)⁺.

Synthesis of Mesylate 411

[0414] A solution of the crude alcohol 410 (4.2 g, 13.3 mmol) in CH₂Cl₂ (50 mL) was treated with diisopropylethy-

lamine (2.6 g, 3.5 mL, 20.0 mmol) at 25° C., and the resulting mixture was cooled to 0-5° C. before being treated dropwise with methanesulfonyl chloride (1.83 g, 1.25 mL, 16.0 mmol) at 0-5° C. The resulting reaction mixture was subsequently stirred at 0-5° C. for 2 h. When TLC and LCMS showed the reaction was complete, the reaction mixture was treated with H₂O (50 mL) at 0-5° C. The mixture was then concentrated in vacuo to remove most of the CH₂Cl₂, and the resulting slurry was treated with H₂O (50 mL). The mixture was stirred at room temperature for 10 min before being cooled to 0-5° C. for 30 min. The solid precipitate was collected by filtration, washed with H₂O (2×40 mL) and 20% EtOAc/hexane (2×20 mL), and dried in vacuo. The crude mesylate 411 (4.60 g; 88%) was obtained as a brown solid, which by ¹H NMR and HPLC was found to be of suitable purity to be used in subsequent reactions. LCMS (ESI) m/z 394 (M+H)⁺.

Synthesis of Aldehyde 412

[0415] A solution of mesylate 411 (393 mg, 0.1 mmol) in anhydrous DMF (4 mL) was treated with 1H-1,2,4-triazole sodium salt (100 mg, 1.1 mmol) at room temperature, and the

resulting reaction mixture was warmed to 40° C. and stirred at 40° C. for 4 h. When TLC and LCMS showed that the reaction was complete, the reaction mixture was concentrated in vacuo. This residue was directly purified by flash column chromatography (0-5% MeOH—CH₂Cl₂ gradient elution) to afford aldehyde 412 (318.4 mg; 87%) as an off-white solid. LCMS (ESI) *m/z* 367 (M+H)⁺.

Synthesis of Amine 4230

[0416] A suspension of aldehyde 412 (90.0 mg, 0.25 mmol) in anhydrous THF (2 mL) and anhydrous DMF (2 mL) was treated with *C*-pyridin-4-yl-methylamine (29.0 mg, 0.27 mmol) and sodium triacetoxyborohydride (106.0 mg, 0.5 mmol) at room temperature, and the resulting reaction mixture was stirred at room temperature for 6 h. When TLC and LCMS showed that the reaction was complete, the reaction mixture was concentrated in vacuo. This residue was directly purified by flash column chromatography (0-5% MeOH—CH₂Cl₂ gradient elution) to afford amine 4230 (47.0 mg; 41%) as an off-white solid. LCMS (ESI) *m/z* 459 (M+H)⁺.

Synthesis of Aldehyde 413

[0417] A solution of 1-methyl-1H-tetrazole-5-thiol sodium salt (174.0 mg, 1.5 mmol) in anhydrous THF (5 mL) was treated with NaH (60% oil dispersion in mineral oil, 60.0 mg, 1.5 mmol) at 0-5° C., and the resulting reaction mixture was stirred at 0-5° C. for 1 h. The mixture was then treated with mesylate 411 (393.0 mg, 1.0 mmol) and anhydrous DMF (5 mL) at 0-5° C., and the resulting reaction mixture was gradually warmed to room temperature before being warmed to 40° C. for 4 h. When TLC and LCMS showed that the reaction was complete, the reaction mixture was concentrated in vacuo. This residue was directly purified by flash column chromatography (0-5% MeOH—CH₂Cl₂ gradient elution) to afford aldehyde 413 (272.6 mg; 66%) as an off-white solid. LCMS (ESI) *m/z* 414 (M+H)⁺.

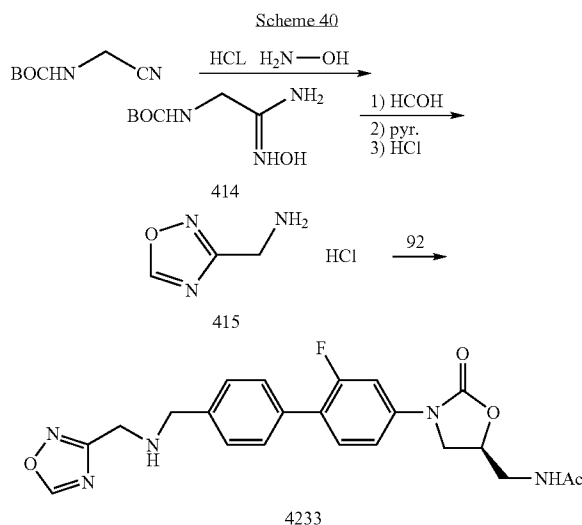
Synthesis of Amine 4231

[0418] A suspension of aldehyde 413 (100.0 mg, 0.24 mmol) in anhydrous THF (2 mL) and anhydrous DMF (2 mL) was treated with *C*-pyridin-4-yl-methylamine (29.0 mg, 0.27 mmol) and sodiumborohydride (15.0 mg, 0.24 mmol) at room temperature, and the resulting reaction mixture was stirred at room temperature for 12 h. When TLC and LCMS showed that the reaction was complete, the reaction mixture was concentrated in vacuo. This residue was directly purified by flash column chromatography (0-5% MeOH—CH₂Cl₂ gradient elution) to afford amine 4231 (44.0 mg; 36%) as an off-white solid. LCMS (ESI) *m/z* 506 (M+H)⁺.

Example 63

Synthesis of Amine 4233

[0419] Scheme 40 shows the synthesis of isoxadiazole 4233. BOC-Aminoacetonitrile was converted to hydroxyamidine 414 which was then cyclized to isoxadiazole 415. Reductive amination of 415 with aldehyde 92 afforded amine 4233.



Synthesis of Hydroxyamidine 414

[0420] To a solution of BOC-aminoacetonitrile (6.0 g, 38 mmol) in EtOH (60 mL) was added 50% aq. hydroxylamine (4.5 mL, 77 mmol) and the mixture was refluxed for 5 h. The solvents were evaporated and the residue redissolved in CH₂Cl₂ (100 mL), dried over Na₂SO₄ and again evaporated, yielding hydroxyamidine 414 (7 g; 96%). ¹H-NMR, (300 MHz, CDCl₃) δ 5.43-5.39 (m 1H), 5.12-5.03 (m, 3H), 3.75 (d, J=5 Hz, 2H), 1.46 (s, 9H).

Synthesis of Isoxadiazole 415

[0421] To a solution of 414 (2.8 g, 14.7 mmol) in CH₂Cl₂ (45 mL) was added Et₃N (4.1 mL, 29.5 mmol), formic acid (0.72 mL, 19.2 mmol), EDCI (4.24 g, 22 mmol), and DMAP (89 mg, 0.7 mmol). The mixture was stirred at room temperature for 3 h, evaporated to ca. 15 mL, diluted with ethyl acetate (50 mL), washed with 1M citric acid (20 mL), water (2×20 mL), brine (1×20 mL), dried over Na₂SO₄ and the solvent evaporated. The crude residue was dissolved in pyridine (11 mL) and stirred at 105° C. for 4.5 h, poured into 1M citric acid-ice (100 mL) and extracted with ethyl acetate (2×50 mL). The combined organic layer was washed with water (2×15 mL), brine (1×15 mL), dried over Na₂SO₄ and the solvent evaporated. The residue was dissolved in 4M HCl in dioxane (7 mL). The mixture was stirred at room temperature for 2 h and then evaporated and diluted with ether (3 mL). The solution was filtered and the solid was washed with ether (2×5 mL) and dried under high vacuum to yield 415 (855 mg; 83%). ¹H-NMR, (300 MHz, d₆-DMSO) δ 9.6 (s, 1H), 8.77 (br s, 3H), 4.09 (m, 2H).

Synthesis of Amine 4233

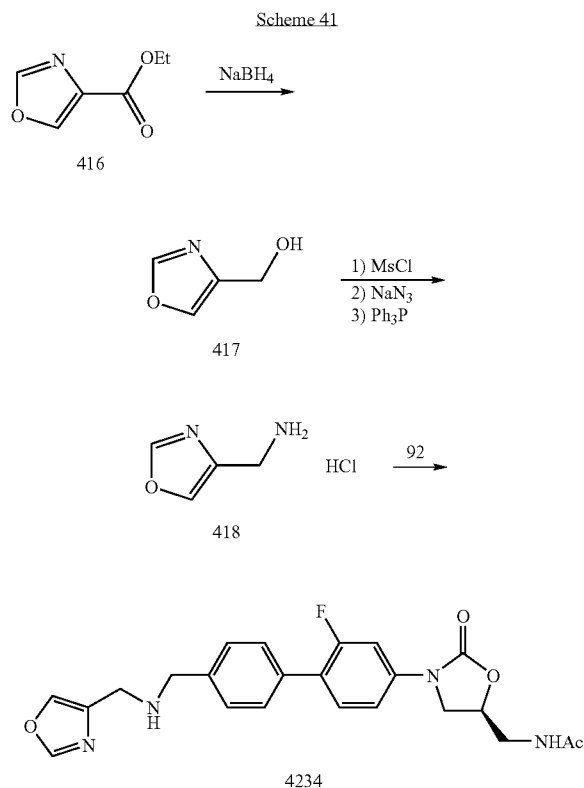
[0422] Amine 4233 was synthesized from 415 and aldehyde 92 using the same conditions described in Example 53 for the synthesis of amine 401 from aldehyde 92. LCMS (ESI) *m/z* 441 (M+H)⁺.

Example 64

Synthesis of Amine 4234

[0423] Scheme 41 depicts the synthesis of amine 4234. Known ester 416 (*Liebigs Annalen der Chemie* 1979, 1370)

was reduced to alcohol 417 which was manipulated to amine salt 418 via standard chemistry. Reductive amination of 418 with aldehyde 19 yielded amine 4234.



Synthesis of Alcohol 417

[0424] To a solution of the oxazole 416 (500 mg, 4.4 mmol) in MeOH (20 mL) was added sodium borohydride (NaBH_4 , 540 mg, 17.5 mmol). The mixture was stirred at room temperature for 2 h, then NaBH_4 (540 mg, 17.5 mmol) was added. After 1 h an additional amount of NaBH_4 (270 mg, 9.0 mmol) was added. After stirring for 2 h, the mixture was quenched with 5% Na_2CO_3 (2 mL) and evaporated. The crude residue was purified on silica gel eluting with ether, yielding 417 as a clear oil (300 mg; 86%). $^1\text{H-NMR}$, (300 MHz, CDCl_3) δ 7.82 (s, 1H), 7.57 (s, 1H), 4.57 (s, 2H).

Synthesis of Amine Hydrochloride 418

[0425] Alcohol 417 was converted to amine salt 418 following the procedure described above to make amine 54 from alcohol 51. The crude material was taken up HCl in dioxane and then triturated with ether to isolate the salt as was described above for amine salt 415.

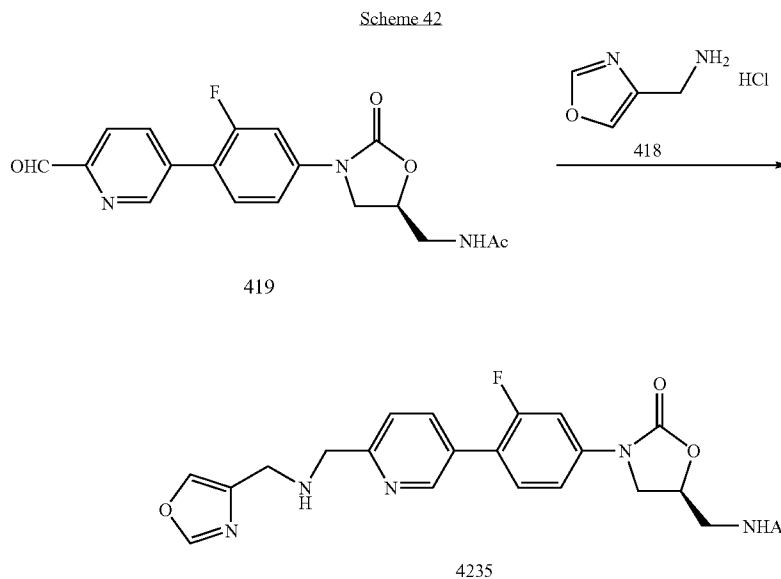
Synthesis of Amine 4234

[0426] This amine was synthesized from 418 and aldehyde 92 using the same conditions described above for the synthesis of amine 401 from aldehyde 92. LCMS (ESI) m/z 439 ($\text{M}+\text{H}$) $^+$.

Example 65

Synthesis of Amine 4235

[0427] Scheme 42 depicts the synthesis of amine 4235 from aldehyde 419 and amine salt 418.



Synthesis of Aldehyde 419

[0428] Aldehyde 419 was synthesized from 5-bromo-pyridine-2-carboxaldehyde and boronate ester 81 as described above for the synthesis of amide 4223.

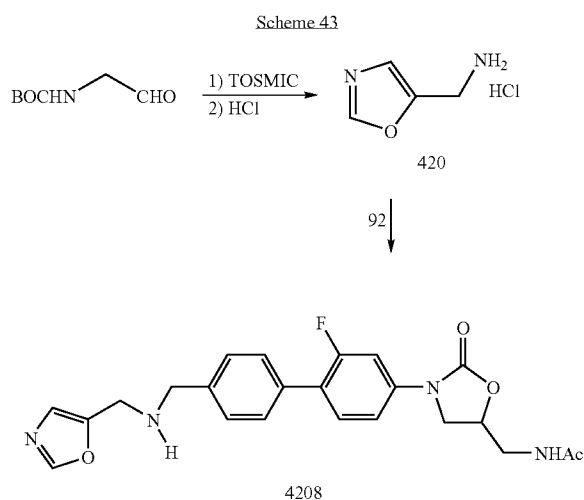
Synthesis of Amine 4235

[0429] Amine 4235 was synthesized from aldehyde 419 and amine salt 418 using the same conditions described in Example 53 for the synthesis of amine 401 from aldehyde 92. LCMS (ESI) m/z 440 (M+H)⁺.

Example 66

Synthesis of Compound 4208

[0430] Scheme 43 depicts the synthesis of compound 4208.



[0431] To a solution of tert-Butyl N-(2-oxoethyl)carbamate (4.0 g, 25.1 mmol) in MeOH (80 mL) was added K₂CO₃ (10.4 g, 75.4 mmol) followed by tosylmethylisocyanide (TOSMIC, 4.91 g, 25.1 mmol). The suspension was refluxed for 1 h and then evaporated. The residue was poured into ice-water (100 mL) and extracted with ethyl acetate (2×50 mL). The combined organic extracts were washed with water (2×20 mL), brine (1×20 mL), dried over Na₂SO₄ and evaporated. The residue was purified on silica gel eluting with hexanes/ethyl acetate 1:1, yielding a faint yellow oil which was directly dissolved in 4 M HCl in dioxane (15 mL), stirred for 45 min., and evaporated. The residue was crystallized with ether (10 mL) and filtered, yielding amine 420 (1.50 g, 42%). ¹H-NMR, (300 MHz, d-DMSO δ 8.73 (br.s 3H), 8.48 (s, 1H), 7.28 (s, 1H), 4.20-4.12 (m, 2H).

[0432] Compound 4208 was synthesized from amine 420 and aldehyde 92 using the same conditions described in Example 53 for the synthesis of amine 401 from aldehyde 92. LCMS (ESI): 439.1 (M+H)⁺.

Example 67

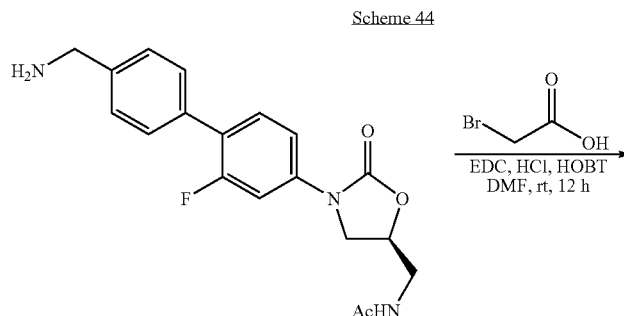
Synthesis of Compound 4136

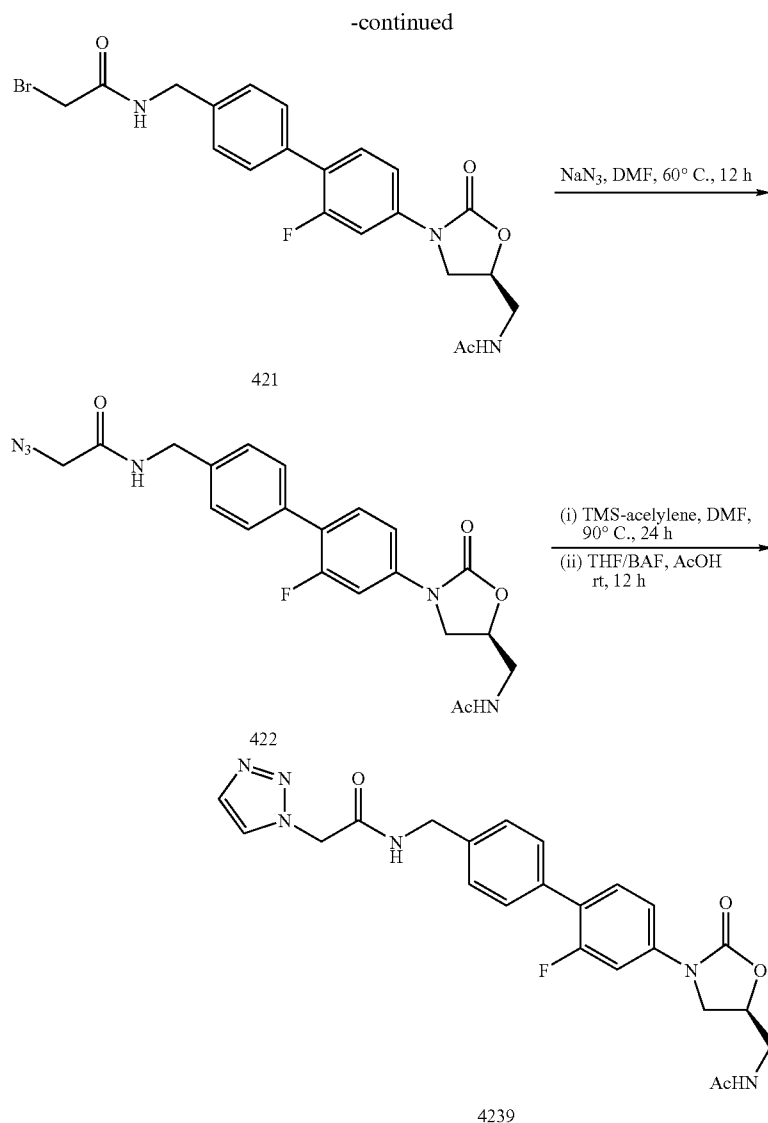
[0433] A solution of amine 54 (0.070 g, 0.20 mmol) in DMF (1.0 ml) was treated with triethylamine (0.055 ml, 0.40 mmol) and 2-phthalimidoethanesulfonyl chloride (0.059 mg, 0.22 mmol) and stirred at 23° C. for 3.5 h. Additional 2-phthalimidoethanesulfonyl chloride (0.081 mg, 0.30 mmol) and triethylamine (0.087 ml, 0.63 mmol) were added, and the reaction mixture was stirred for 16 h. The reaction mixture was diluted with methylene chloride (20 ml), washed with 1 M hydrochloric acid (20 ml), and washed with saturated aqueous sodium bicarbonate (20 ml). Drying over Na₂SO₄ and evaporation of solvent yielded crude product, which was purified by flash chromatography (2.5-5% methanol in 1:1 methylene chloride/ethyl acetate) to afford compound 4136 (0.082 g, 0.14 mmol, 70%). MS (ESI): 617 (M+Na)⁺.

Example 68

Synthesis of Compound 4239

[0434] Scheme 44 depicts the synthesis of compound 4208.





Synthesis of Azide 422

[0435] To a solution of bromoacetic acid (1.0 g, 2.8 mmol) and 1-hydroxybenzotriazole hydrate (HOBT, 0.44 g, 3.4 mmol) in DMF (15 mL) was added 1-(3-dimethylaminopropyl)-3-ethylcarbodiimide hydrochloride (EDC.HCl, 0.66 g, 3.4 mmol) and amine 54 (0.45 g, 3.2 mmol) in a rapid succession. The resulting mixture was stirred at room temperature overnight. The solvent was evaporated and the crude product was suspended in water (about 40 mL). The suspension was filtered and the residue was washed with water, diethyl ether (about 50 mL) and dried in vacuo to give analytically pure compound 421 as white solid in quantitative yield.

[0436] Compound 421 was dissolved in DMF (10 mL) and NaN_3 (0.55 g, 8.0 mmol) was added. The mixture was heated at 60° C. overnight and solvent evaporated off. The crude was suspended in water (about 40 mL), filtered, and the residue was washed with water, diethyl ether (about 50 mL) and dried

in vacuo to give analytically pure azide 422 as white solid (0.97 g, 69.3%). LCMS (ESI): 441 (M+H)⁺.

Synthesis of Triazole 4239

[0437] Azide 422 (0.25 g, 0.57 mmol) and TMS-acetylene (0.28 g, 2.84 mmol) were dissolved in DMF (5 mL) and the mixture was heated at 90° C. for 24 h under an argon atmosphere. The solvent was evaporated off, leaving a solid residue. The residue was suspended in water, filtered and dried in vacuo. To the solution of this residue in THF (5 mL) was added 1M TBAF in THF (1.14 mL) and acetic acid (0.04 mL, 0.57 mmol), and the mixture was stirred at room temperature overnight, after which time TLC showed a complete consumption of the starting material. The solvent was evaporated off and the crude was suspended in diethyl ether (about 40 mL). The suspension was filtered, and the residue was washed in succession with CH_2Cl_2 (about 50 mL), 10% CH_3CN in diethyl ether (about 50 mL), diethyl ether (about 20 mL). The

residue was air dried to give analytically pure triazole 4239 as white solid (0.238 g, 89.6%). LCMS (ESI): 467.1 (M+H)⁺.

Example 69

Synthesis of Compound 4252

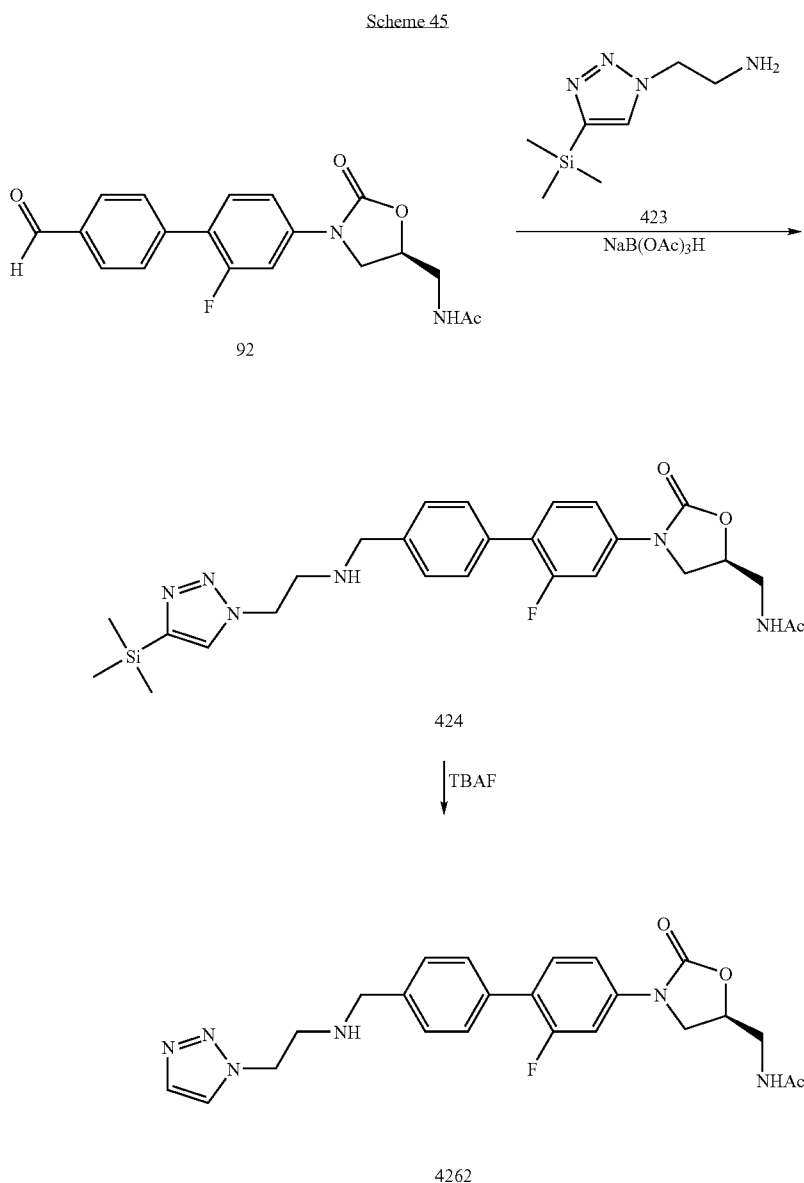
[0438] A solution of the methanesulfonic acid 5-{4-[5-(acetylamino-methyl)-2-oxo-oxazolidin-3-yl]-2-fluoro-phenyl}-pyridin-2-ylmethyl ester 106 (220 mg, 0.5 mmol) in DMF (4.0 mL) was treated with C-isoxazol-4-yl-methylamine (68 mg, 0.5 mmol, 1.0 equiv) at room temperature, and the resulting reaction mixture was warmed to 60° C. and

stirred for 6 hours. When TLC and MS showed the reaction to be complete, the reaction mixture was concentrated in vacuo, and the residue was directly purified by column chromatography (0-5% MeOH/CH₂Cl₂ gradient elution) to afford the desired N-{3-[3-Fluoro-4-(6-[(isoxazol-4-ylmethyl)-amino]-methyl)-pyridin-3-yl]-phenyl}-2-oxo-oxazolidin-5-ylmethyl}-acetamide 4252 (22 mg, 10%) as off-white solids. LCMS (EI): 440 (M⁺+H).

Example 70

Synthesis of Compound 4262

[0439] Scheme 45 depicts the synthesis of compound 4262.



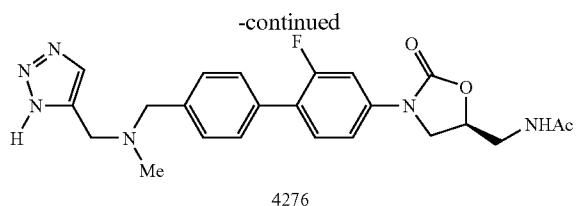
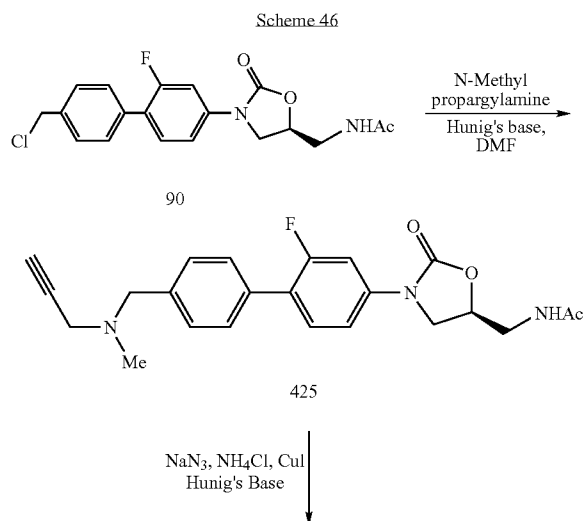
[0440] To a solution of 0.060 g (0.17 mmol) of aldehyde 92 and 0.056 g (0.25 mmol) of the HCl salt of amine 423 in 3 ml of DMF was added 0.071 g (0.34 mmol) of $\text{NaB}(\text{OAc})_3\text{H}$. The reaction mixture was stirred at 25° C. for 2 h. The DMF was removed, and the residue was purified by preparative TLC to give 0.041 g of compound 424. MS (M+1): 525.

[0441] To a solution of 0.012 g (0.023 mmol) of 424 and 0.03 ml (0.027 mmol) of TBAF (1 M in THF) in 4 ml of CH_2Cl_2 was added a few drops of acetic acid, and the mixture was stirred at 0° C. for 4 h. The reaction solvents were removed by rotary evaporation, and the residue was purified by preparative TLC to give 0.008 g of compound 4262. MS (M+1): 489.

Example 71

Synthesis of Triazole 4276

[0442] Scheme 46 depicts the synthesis of triazole 4276.



Synthesis of Alkyne 425

[0443] To a solution of chloride 90 (2 g, 5.3 mmol) and Hunig's base (diisopropylethylamine, 1.7 mL, 10 mmol) in DMF (15 mL) was added a solution of N-methyl propargylamine (0.55 g mg, 8.0 mmol) in DMF (1 mL). After stirring at room temperature for 16 h, the DMF was removed in vacuo. The crude product was purified by preparative thin layer chromatography (10:1:0.05 $\text{CH}_2\text{Cl}_2/\text{MeOH}/\text{NH}_3\cdot\text{H}_2\text{O}$) to afford 2.05 g of alkyne 425 in a yield of 95%. MS (ESI): 410.1 (100%) (M+Na)⁺.

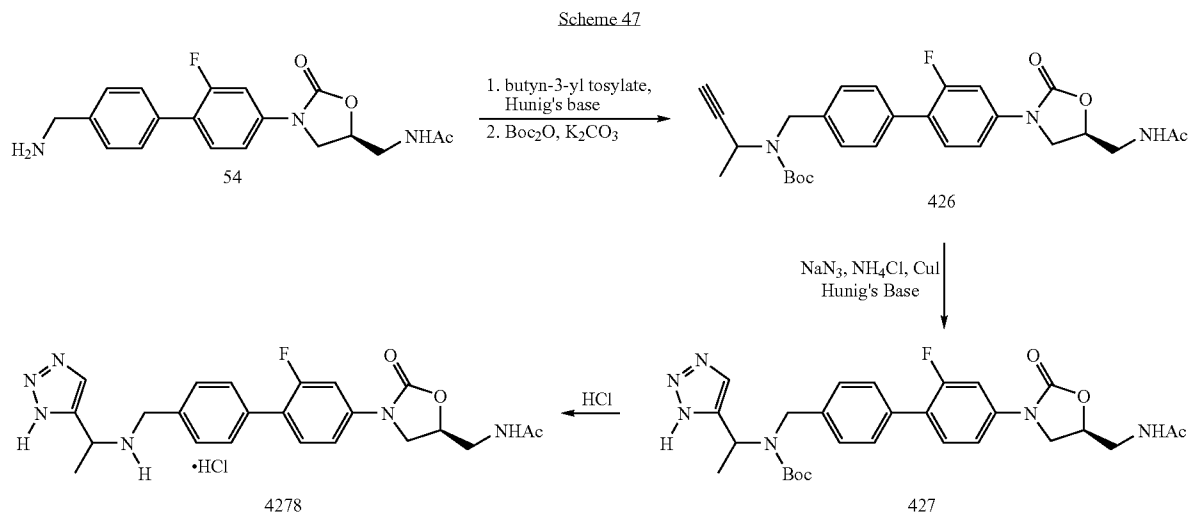
Synthesis of Compound 4276

[0444] A mixture of alkyne 425 (1.8 g, 4.4 mmol), sodium azide (0.43 g, 6.6 mmol), ammonium chloride (0.35 g, 6.6 mmol), copper(I) iodide (84 mg, 0.44 mmol) and Hunig's base (3.5 mL, 20 mmol) in DMF (10 mL) was heated under argon atmosphere at 80° C. for 48 h. The DMF was removed in vacuo, and the residue was dissolved in MeOH (5 mL), CH_2Cl_2 (50 mL), conc. ammonium hydroxide (20 mL) and saturated ammonium chloride solution (20 mL). After stirring at room temperature for 2 h, the organic phase was separated, washed with saturated NH_4Cl solution and water, dried over MgSO_4 , and concentrated. The crude product was purified by preparative thin layer chromatography (10:1:0.05 $\text{CH}_2\text{Cl}_2/\text{MeOH}/\text{NH}_3\cdot\text{H}_2\text{O}$) to afford 1.75 mg of triazole 4276 in a yield of 88%. MS (ESI): 453.1 (100%) (M+H)⁺, 475.2 (M+Na)⁺.

Example 72

Synthesis of Triazole 4278

[0445] Scheme 47 depicts the synthesis of triazole 4278.



Synthesis of Alkyne 426

[0446] A mixture of amine 54 (422 mg, 1.18 mmol), butyn-3-yl tosylate (265 mg, 1.18 mmol), Hunig's base (diisopropylethylamine, 0.2 mL, 1.15 mmol) and potassium iodide (17 mg, 0.1 mmol) in DMF (5 mL) was heated at 70° C. 15 h. The DMF was removed in vacuo. The residue was dissolved in a mixed solvent of THF (10 mL) and water (2 mL), K₂CO₃ (276 mg, 2 mmol), and then di-tert-butyl dicarbonate (218 mg, 1 mmol) was added. The reaction was stirred at room temperature for 12 h, and the THF was removed in vacuo. 40 mL of EtOAc was added and the solution was washed with water, dried over MgSO₄ and concentrated. The crude product was purified by preparative thin layer chromatography (15:1:0.05 CH₂Cl₂/MeOH/NH₃.H₂O) to afford 210 mg of alkyne 426 in a yield of 22%. MS (ESI): 410.1, 532.1 (M+Na)⁺, 573.1 (100%).

Synthesis of Triazole 427

[0447] A mixture of alkyne 426 (150 mg, 0.29 mmol), sodium azide (29 mg, 0.44 mmol), ammonium chloride (24 mg, 0.44 mmol), copper(I) iodide (56 mg, 0.29 mmol) and Hunig's base (0.26 mL, 1.5 mmol) in DMF (3 mL) was heated under argon atmosphere at 80° C. for 24 h. The DMF was

removed in vacuo, and the residue was dissolved in CH₂Cl₂ and conc. ammonium hydroxide solution. The organic phase was separated, washed with saturated NH₄Cl solution and water, dried over MgSO₄, and concentrated. The crude product was purified by preparative thin layer chromatography (15:1:0.05 CH₂Cl₂/MeOH/NH₃.H₂O) to afford 155 mg of triazole 427 in a yield of 95%. MS (ESI): 453.1 (100%), 575.1 (M+Na)⁺.

Synthesis of Compound 4278

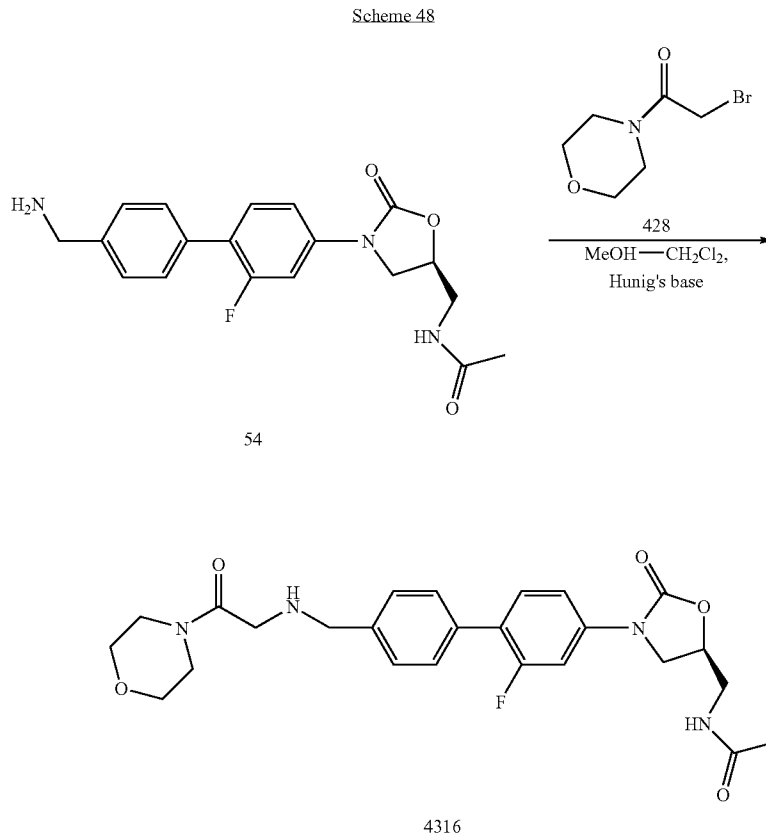
[0448] To a solution of triazole 427 (155 mg, 0.28 mmol) in CH₂Cl₂ (5 mL) and MeOH (1 mL) was added 2 mL of HCl solution (4.0 M in dioxane). After stirring at room temperature for 15 h, the reaction was concentrated and washed with EtOAc/MeOH to give 130 mg of compound 4278 in a yield of 95%. MS (ESI): 453.1.1 (100%) (M+H)⁺.

Example 73

Synthesis of Compounds 4316 and 4314

Synthesis of Morpholine 4316

[0449] Scheme 48 depicts the synthesis of morpholine 4316.

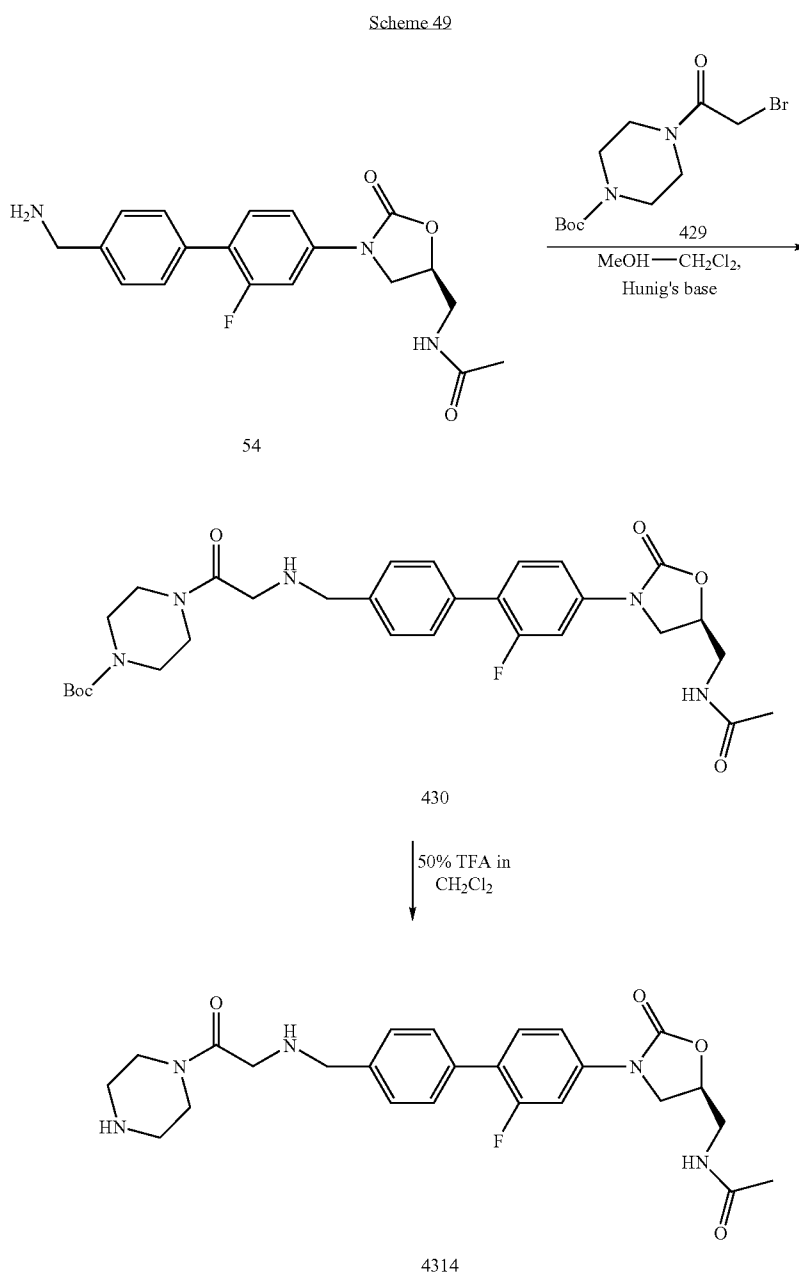


[0450] Known bromide 428 was synthesized from morpholine and bromoacetyl bromide as reported in the literature (Thompson, W. J. et al. *J. Med. Chem.* 1992, 35, 1685). To a solution of amine 54 (86 mg, 0.23 mmol) in a mixture of methyl alcohol (2 mL), methylene chloride (2 mL) and Hunig's base (2 mL) was added bromide 428 (32 mg, 0.23 mmol) at 0° C. The reaction mixture was warmed to room temperature and heated over an oil bath at 80° C. for 18 h. The solution was concentrated and purified by flash chromatog-

raphy over silica gel (14:1:0.05 CH₂Cl₂/MeOH:NH₄OH) to yield 66 mg of compound 4316. ¹HNMR (300 MHz, CD₃OD): δ 7.50-7.22 (m, 7H), 4.77-4.69 (m, 1H), 4.06 (t, J=9 Hz, 1H), 3.77 (dd, J=6, 3 Hz, 1H), 3.70 (s, 1H), 3.55-3.46 (m, 8H), 3.39-3.36 (m, 3H), 3.34-3.30 (m, 2H), 1.86 (s, 3H). LCMS (ESI) m/e 485 (M+H)⁺.

Synthesis of Piperazine 4314

[0451] Scheme 49 depicts the synthesis of piperazine 4314.

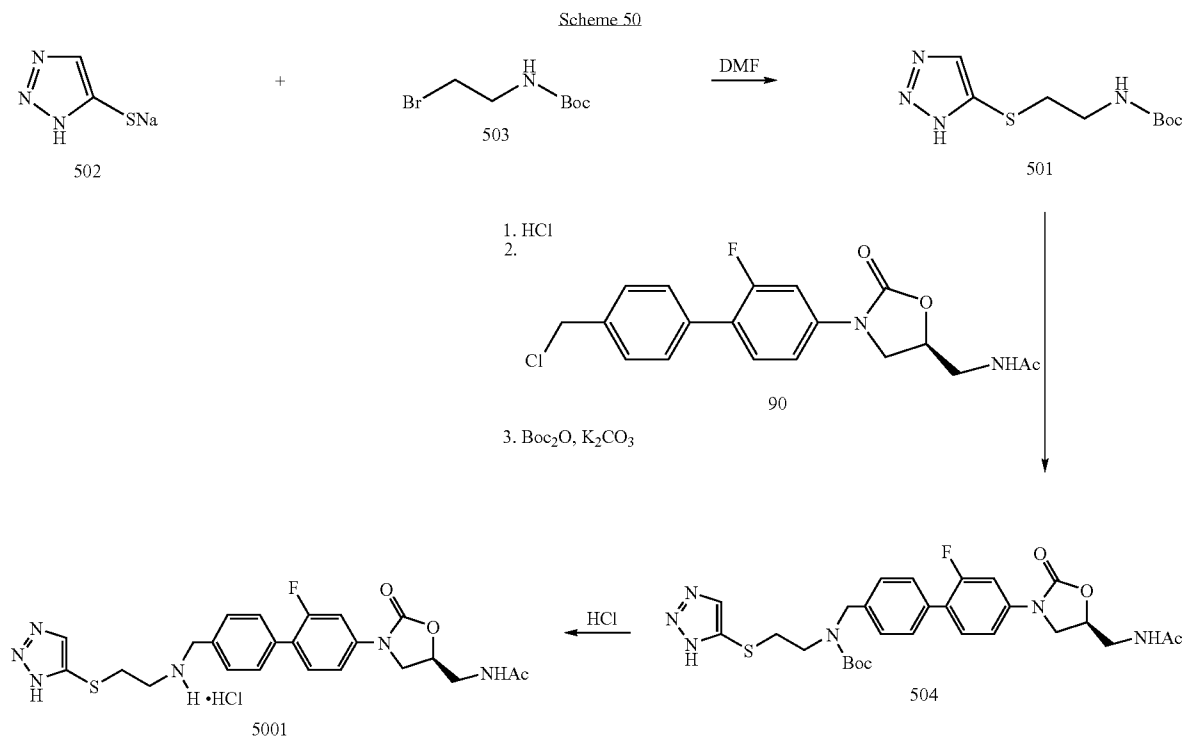


[0452] Bromide 429 was synthesized from tert-Butyl 1-piperazine carboxylate and bromoacetyl bromide following literature procedures (Thompson, W. J. et al. *J. Med. Chem.* 1992, 35, 1685). ¹HNMR (300 MHz, CDCl₃): δ 3.86 (s, 2H), 3.61-3.41 (m, 8H), 1.46 (s, 9H). Compound 430 was synthesized from amine 54 and bromide 429 using the same procedure as described for compound 4316. LCMS (ESI) m/e 584 (M+H)⁺. A solution of 430 (50 mg, 0.085 mmol) in CH₂Cl₂—CF₃COOH (1:1, 4 mL) was stirred at 0° C. for 1 h. The reaction mixture was concentrated and the crude product after purification (7:1:0.05 CH₂Cl₂/MeOH/NH₄OH) afforded 35 mg of compound 4314. ¹HNMR (300 MHz, CD₃OD): δ 7.51-7.23 (m, 7H), 4.73-4.67 (m, 1H), 4.07 (t, J=9 Hz, 1H), 3.75 (dd, J=8, 3 Hz, 1H), 3.73 (s, 2H), 3.48-3.41 (m, 6H), 3.24 (s, 2H), 3.21-3.19 (m, 2H), 2.75-2.65 (m, 4H), 1.87 (s, 3H). LCMS (ESI) m/e 484 (M+H)⁺.

Example 74

Synthesis of Triazole 5001

[0453] Scheme depicts the synthesis of triazole 5001.



Synthesis of Triazole 501

[0454] A mixture of 1H-1,2,3-triazole-5-thiol sodium salt 502 (246 mg, 2 mmol) and 2-(Boc-amino)ethyl bromide 503 (448 mg, 2 mmol) in DMF (2 mL) was stirred at room temperature for 2 h. 50 mL of EtOAc was added and the solution was washed with water, dried over MgSO₄ and concentrated to afford 458 mg of triazole 501 as colorless oil in a yield of 94%. MS (ESI): 267.0 (100%) (M+Na)⁺.

Synthesis of Triazole 504

[0455] To a solution of triazole 501 (458 mg, 1.88 mmol) in CH₂Cl₂ (10 mL) and MeOH (2 mL) was added 4 mL of HCl solution (4.0 M in dioxane). After stirring at room temperature for 2 h, the reaction was concentrated to dryness. The residue was dissolved in DMF (7 mL) and then chloride 90 (377 mg, 1 mmol) and Hunig's base (diisopropylethylamine, 0.8 mL, 4.6 mmol) were added. The solution was heated at 70° C. for 3 h. The DMF was removed in vacuo, and the residue was dissolved in a mixed solvent of THF (10 mL) and water (2 mL). K₂CO₃ (414 mg, 3 mmol) and di-tert-butyl dicarbonate (545 mg, 2.5 mmol) were then added, and the reaction was stirred at room temperature for 12 h. The THF was removed in vacuo, 50 mL of EtOAc was added, and the solution was washed with water, dried over MgSO₄ and concentrated. The crude product was purified by preparative thin layer chromatography (15:1:0.1 CH₂Cl₂/MeOH/NH₃·H₂O) to afford 192 mg of triazole 504 in a yield of 33%. MS (ESI): 485.1 (100%), 607.2 (M+Na)⁺.

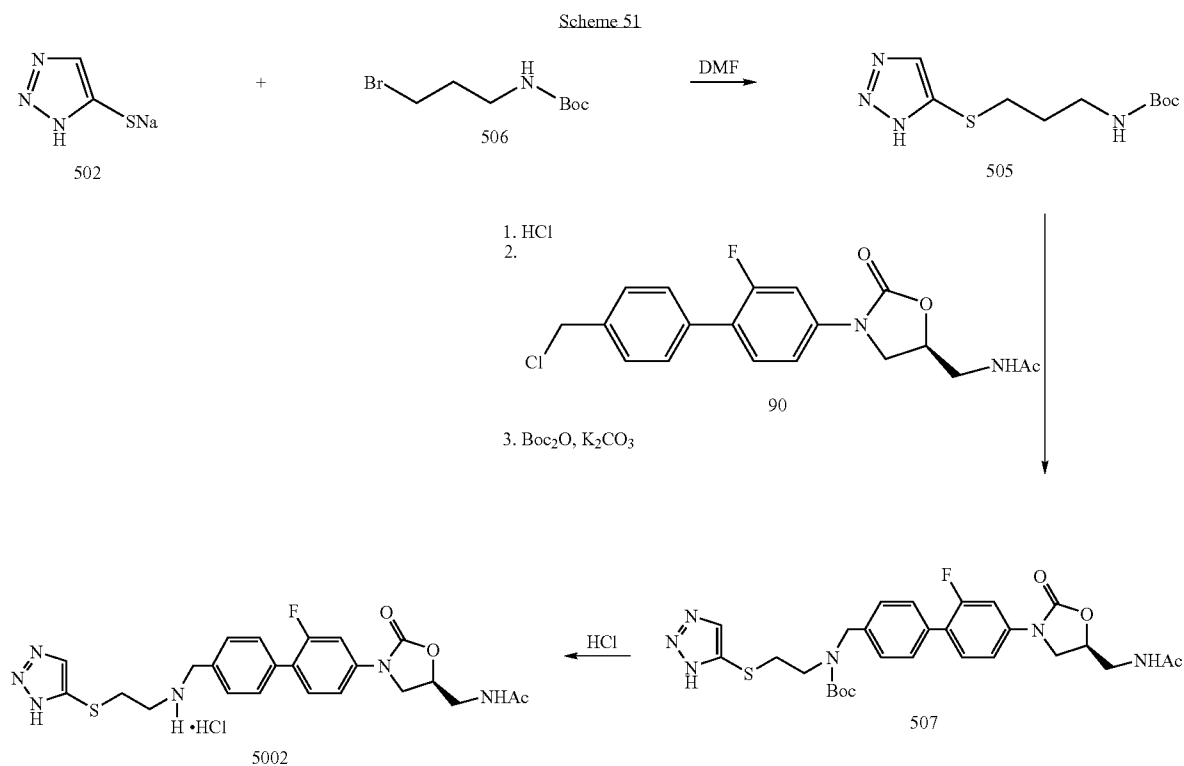
Synthesis of Compound 5001

[0456] To a solution of triazole 504 (192 mg, 0.33 mmol) in CH₂Cl₂ (10 mL) and MeOH (2 mL) was added 4 mL of HCl solution (4.0 M in dioxane). After stirring at room temperature for 12 h, the reaction was concentrated and washed with EtOAc/MeOH to give 150 mg of triazole 5001 in a yield of 94%. MS (ESI): 485.1 (100%) (M+H)⁺, 507.2 (M+Na)⁺.

Example 75

Synthesis of Triazole 5002

[0457] Scheme 51 depicts the synthesis of triazole 5002.



Synthesis of Triazole 505

[0458] A mixture of 1H-1,2,3-triazole-5-thiol sodium salt 502 (246 mg, 2 mmol) and 2-(BOC-amino)propyl bromide 506 (476 mg, 2 mmol) in DMF (2 mL) was stirred at room temperature for 1 h. 50 mL of EtOAc was added and the solution was washed with water, dried over MgSO_4 and concentrated to afford 508 mg of triazole 505 as colorless oil in a yield of 98%. MS (ESI): 281.1 (100%, (M+Na)⁺).

Synthesis of Triazole 507

[0459] To a solution of triazole 505 (365 mg, 1.36 mmol) in CH_2Cl_2 (10 mL) and MeOH (2 mL) was added 4 mL of HCl solution (4.0 M in dioxane). After stirring at room temperature for 2 h, the reaction was concentrated to dryness. The residue was dissolved in DMF (5 mL) and then chloride 90 (377 mg, 1 mmol) and Hunig's base (diisopropylethylamine, 0.52 mL, 3 mmol) were added. The solution was heated at 50° C. for 10 h. The DMF was removed in vacuo and the residue was purified by preparative thin layer chromatography (10:1:

0.1 $\text{CH}_2\text{Cl}_2/\text{MeOH}/\text{NH}_3\cdot\text{H}_2\text{O}$) to afford 230 mg of crude triazole 5002 (90% pure, MS (ESI): 499.1 (100%) (M+H)⁺).

[0460] The free base of 5002 was dissolved in a mixed solvent of THF (10 mL) and water (2 mL), and K_2CO_3 (138 mg, 1 mmol) and di-tert-butyl dicarbonate (207 mg, 0.95 mmol) were then added. The reaction was stirred at room temperature for 12 h. The THF was removed in vacuo. 50 mL of EtOAc was added and the solution was washed with water, dried over MgSO_4 and concentrated. The crude product was purified by preparative thin layer chromatography (15:1:0.05 $\text{CH}_2\text{Cl}_2/\text{MeOH}/\text{NH}_3\cdot\text{H}_2\text{O}$) to afford 220 mg of triazole 507 in a yield of 37%. MS (ESI): 499.3 (100%), 621.1 (M+Na)⁺.

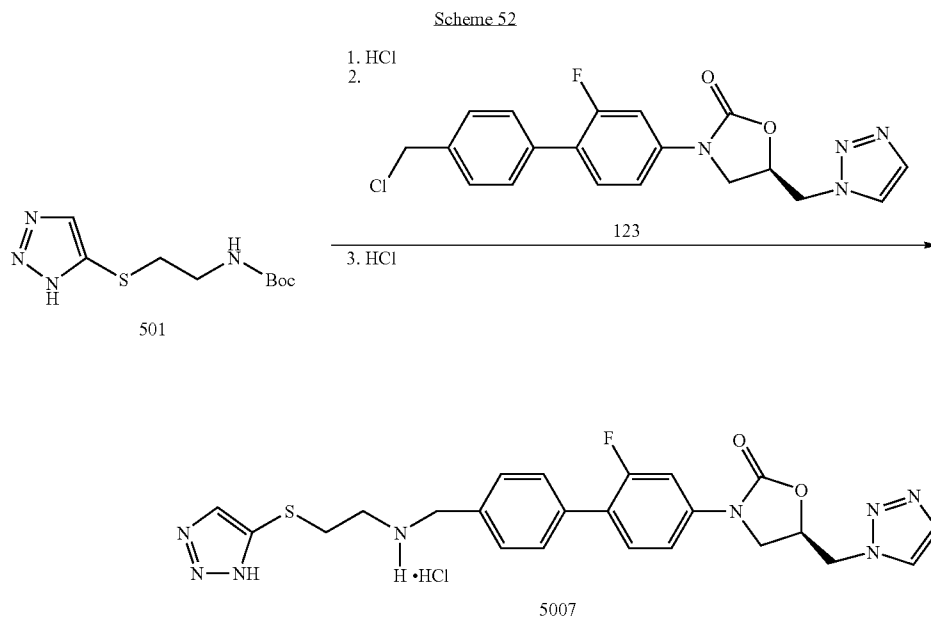
Synthesis of Compound 5002

[0461] To a solution of 507 (98 mg, 0.16 mmol) in CH_2Cl_2 (5 mL) and MeOH (1 mL) was added 2 mL of HCl solution (4.0 M in dioxane). After stirring at room temperature for 12 h, the reaction was concentrated and washed with EtOAc/MeOH to give 78 mg of compound 5002 in a yield of 95%. MS (ESI): 499.1(100%, (M+H)⁺).

Example 76

Synthesis of Triazole 5007

[0462] Scheme 52 depicts the synthesis of triazole 5007.



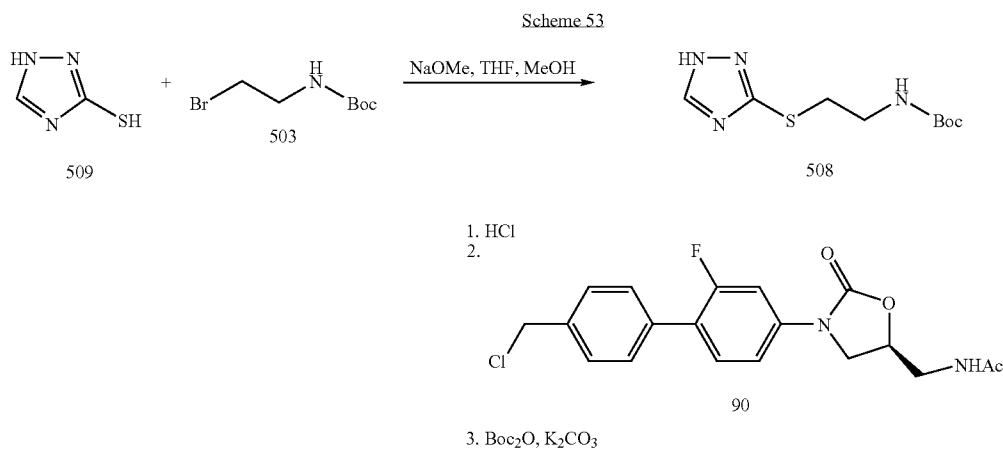
[0463] To a solution of triazole 501 (488 mg, 2 mmol) in CH_2Cl_2 (10 mL) and MeOH (2 mL) was added 4 mL of HCl solution (4.0 M in dioxane). After stirring at room temperature for 2 h, the reaction was concentrated to dryness. The residue was dissolved in DMF (5 mL) and then chloride 123 (541 mg, 1.4 mmol) and diisopropylethylamine (0.7 mL, 4 mmol) were added. The solution was heated at 50°C . for 18 h. The DMF was removed in vacuo and the residue was purified by preparative thin layer chromatography (10:1:0.15 $\text{CH}_2\text{Cl}_2/\text{MeOH}/\text{NH}_3\cdot\text{H}_2\text{O}$) to afford 250 mg of compound 5007 in a yield of 36%. MS (ESI): 495.0 (100%) ($\text{M}+\text{H}$)⁺.

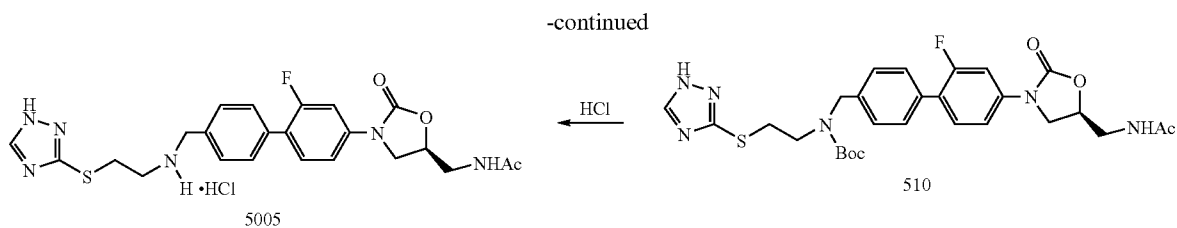
[0464] The free base of compound 5007 was dissolved in CH_2Cl_2 (5 mL) and MeOH (5 mL). 2 mL of HCl solution (4.0 M in dioxane) was added at 0°C . After stirring at room temperature for 1 h, the reaction was concentrated, washed with EtOAc/MeOH to give 260 mg of the HCl salt compound 5007 in a yield of 97%. MS (ESI): 495.1 (100%) ($\text{M}+\text{H}$)⁺.

Example 77

Synthesis of Triazole 5005

[0465] Scheme 53 depicts the synthesis of triazole 5005.





Synthesis of Triazole 508

[0466] To a solution of 1H-1,2,4-triazole-3-thiol 509 (202 mg, 2 mmol) and 2-(BOC-amino)ethyl bromide 503 (448 mg, 2 mmol) in THF (5 mL) and MeOH (2 mL) was added a solution of NaOMe in MeOH (25% wt., 432 mg, 2 mmol). After stirring at room temperature for 2 h, 50 mL of EtOAc was added, and the solution was washed with water, dried over MgSO₄ and concentrated to afford 464 mg of triazole 508 as colorless oil in a yield of 95%. MS (ESI): 266.8 (100%) (M+Na)⁺.

Synthesis of Triazole 510

[0467] To a solution of triazole 508 (366 mg, 1.5 mmol) in CH₂Cl₂ (10 mL) and MeOH (2 mL) was added 4 mL of HCl solution (4.0 M in dioxane). After stirring at room temperature for 3 h, the reaction was concentrated to dryness. The residue was dissolved in DMF (5 mL) and then chloride 90 (377 mg, 1 mmol) and Hunig's base (diisopropylethylamine, 0.7 mL, 4 mmol) were added. The solution was heated at 50° C. for 12 h. The DMF was removed in vacuo and the residue was purified by preparative thin layer chromatography (10:1:0.15 CH₂Cl₂/MeOH/NH₃.H₂O) to afford 250 mg of crude compound 5005 (85% pure, MS (ESI): 485.1 (100%) (M+H)⁺).

[0468] The crude 5005 was dissolved in a mixed solvent of THF (10 mL) and water (2 mL), and then K₂CO₃ (276 mg, 2 mmol) and di-tert-butyl dicarbonate (218 mg, 1 mmol) were added. The reaction was stirred at room temperature for 12 h. The THF was removed in vacuo. 50 mL of EtOAc was added and the solution was washed with water, dried over MgSO₄ and concentrated. The crude product was purified by preparative thin layer chromatography (15:1:0.1 CH₂Cl₂/MeOH/NH₃.H₂O) to afford 150 mg of 510 in a yield of 26%. MS (ESI): 485.1 (100%), 607.1 (M+Na)⁺.

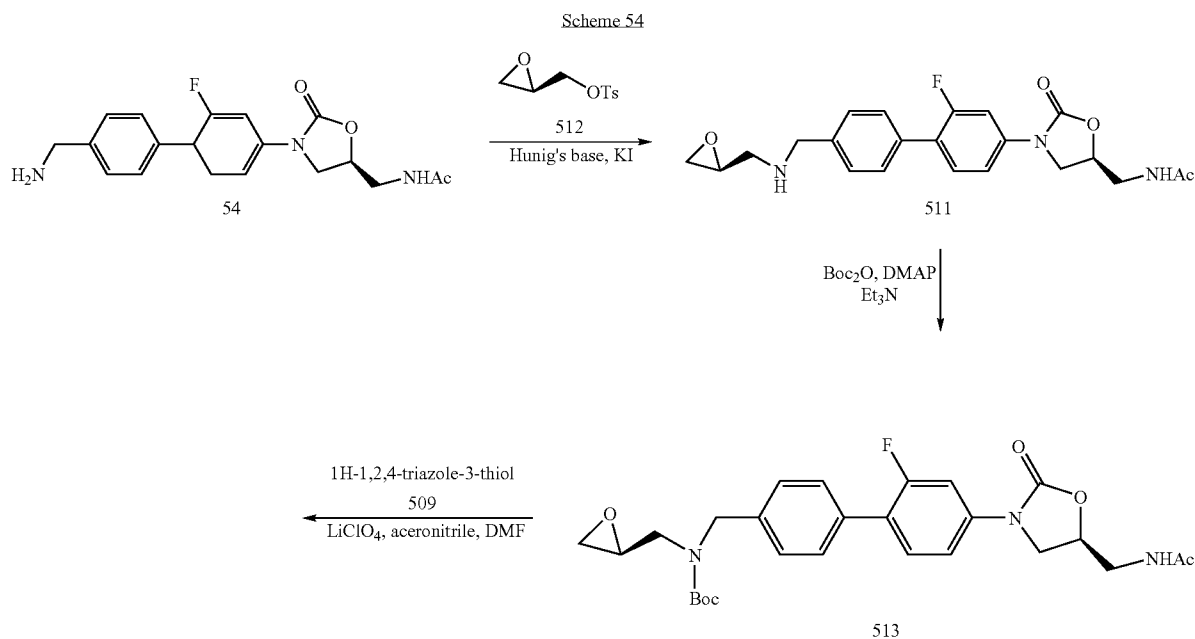
Synthesis of Compound 5005

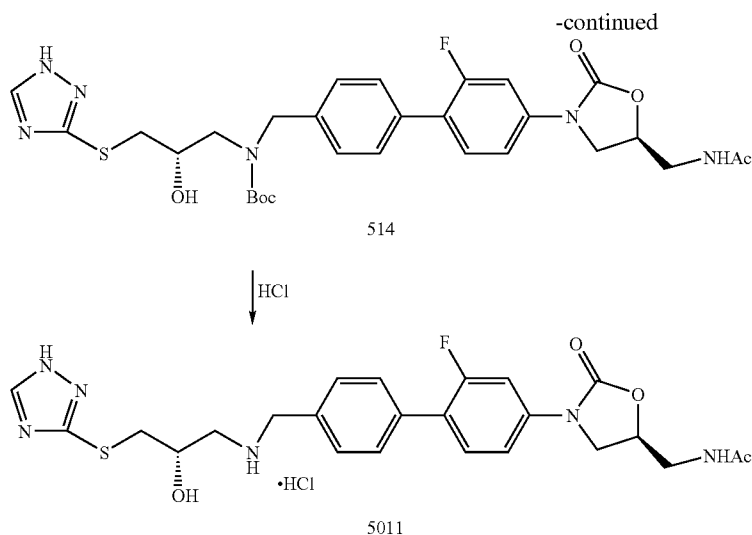
[0469] To a solution of triazole 510 (150 mg, 0.26 mmol) in CH₂Cl₂ (10 mL) and MeOH (2 mL) was added 2 mL of HCl solution (4.0 M in dioxane). After stirring at room temperature for 12 h, the reaction was concentrated and washed with EtOAc/MeOH to give 120 mg of compound 5005 in a yield of 89%. MS (ESI): 485.1 (100%, (M+H)⁺), 507.0 (M+Na)⁺.

Example 78

Synthesis of 5011

[0470] Scheme 54 depicts the synthesis of triazole 5011.





Synthesis of Compound 511

[0471] A mixture of amine 54 (714 mg, 2 mmol), 2R-(−)-glycidyl tosylate 512 (456 mg, 2 mmol), N,N-diisopropylethylamine (0.44 mL, 2.5 mmol) and potassium iodide (33 mg, 0.2 mmol) in DMF (5 mL) was heated at 70° C. for 1 h. The reaction was diluted with 50 mL of EtOAc. The solution was washed with water, dried over MgSO₄ and concentrated. The crude product was purified by preparative thin layer chromatography (10:1:0.1 CH₂Cl₂/MeOH/NH₃·H₂O) to afford 350 mg of compound 511 in a yield of 42%. MS (ESI): 414.1 (100%), 436.0 (M+Na)⁺.

Synthesis of Compound 513

[0472] To a solution of compound 511 (160 mg, 0.39 mmol) in THF (10 mL) and DMF (1 mL) was added di-tert-butyl dicarbonate (138 mg, 0.63 mmol), triethylamine (0.2 mL, 1.4 mmol) and N,N-dimethylaminopyridine. The reaction was stirred at room temperature for 1 h, and THF was removed in vacuo. 40 mL of EtOAc was added and the solution was washed with water, dried over MgSO₄ and concentrated. The crude product was purified by preparative thin layer chromatography (15:1:0.1 CH₂Cl₂/MeOH/NH₃·H₂O) to afford 138 mg of compound 513 in a yield of 70%. MS (ESI): 514.1 (100%) (M+H)⁺, 536.1 (M+Na)⁺.

Synthesis of Compound 514

[0473] To a solution of compound 513 (120 mg, 0.23 mmol) and LiClO₄ (27 mg, 0.25 mmol) in acetonitrile (2 mL) was added 1H-1,2,4-triazole-3-thiol 509 (24 mg, 0.23 mmol). The reaction was heated at 100° C. for 6 days and concentrated to dryness. The crude product was purified by preparative thin layer chromatography (15:1:0.1 CH₂Cl₂/MeOH/NH₃·H₂O) to afford 75 mg of compound 514 in a yield of 53%. MS (ESI): 515.1 (100%), 615.1 (M+H)⁺.

Synthesis of Compound 5011

[0474] To a solution of compound 514 (75 mg, 0.12 mmol) in CH₂Cl₂ (5 mL) and MeOH (1 mL) was added 1 mL of HCl solution (4.0 M in dioxane). After stirring at room tempera-

ture for 24 h, the reaction was concentrated and washed with EtOAc/MeOH to give 62 mg of 5011 in a yield of 94%. MS (ESI): 515.1 (100%) (M+H)⁺.

INCORPORATION BY REFERENCE

[0475] The entire disclosure of each of the patent documents and scientific articles referred to herein is incorporated by reference for all purposes.

EQUIVALENTS

[0476] The invention may be embodied in other specific forms without departing from the spirit or essential characteristics thereof. The foregoing embodiments are therefore to be considered in all respects illustrative rather than limiting on the invention described herein. Scope of the invention is thus indicated by the appended claims rather than by the foregoing description, and all changes that come within the meaning and range of equivalency of the claims are intended to be embraced therein.

What is claimed is:

1. A compound having the formula:



or a pharmaceutically acceptable salt, ester or prodrug thereof, wherein:

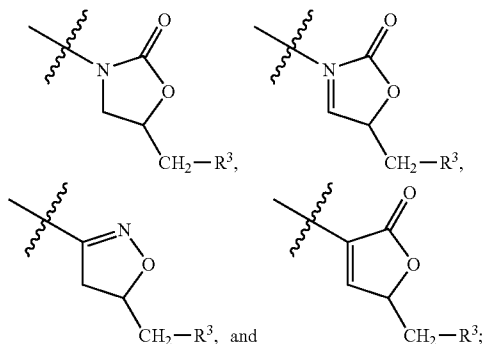
A is selected from the group consisting of:

phenyl, pyridyl, pyrazinyl, pyrimidinyl, and pyridazinyl;

B is selected from the group consisting of:

phenyl, pyridyl, pyrazinyl, pyrimidinyl, and pyridazinyl;

Het-CH₂-R³ is selected from the group consisting of:



M is selected from the group consisting of:

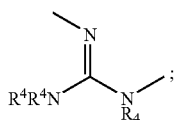
- a) saturated, unsaturated, or aromatic C₃₋₁₄ carbocycle, and b) saturated, unsaturated, or aromatic 3-14 membered heterocycle containing one or more heteroatoms selected from the group consisting of nitrogen, oxygen, and sulfur, wherein a) or b) optionally is substituted with one or more R⁵ groups;

M-L is selected from the group consisting of:

- a) M-X, b) M-L¹, c) M-L¹-X, d) M-X-L², e) M-L¹-X-L², f) M-X-L¹-X-L², g) M-L¹-X-L²-X, h) M-X-X-, i) M-L¹-X-X-, j) M-X-X-L², and k) M-L¹-X-X-L², wherein

X, at each occurrence, independently is selected from the group consisting of:

- a) -O-, b) -NR⁴-, c) -N(O)-, d) -N(OR⁴)-, e) -S(O)_p-, f) -SO₂NR⁴-, g) -NR⁴SO₂-, h) -NR⁴-N-, i) -N-NR⁴-, j) -N-O-, l) -N=, m) αN-, n) -NR⁴-NR⁴-, o) -NR⁴C(O)O-, p) -OC(O)NR⁴-, q) -NR⁴C(O)NR⁴-, r) -NR⁴C(NR⁴)NR⁴-, and s)



L¹ is selected from the group consisting of:

- a) C₁₋₆ alkyl, b) C₂₋₆ alkenyl, and c) C₂₋₆ alkynyl, wherein any of a)-c) optionally is substituted with one or more R⁵ groups; and

L² is selected from the group consisting of:

- a) C₁₋₆ alkyl, b) C₂₋₆ alkenyl, and c) C₂₋₆ alkynyl, wherein any of a)-c) optionally is substituted with one or more R⁵ groups;

R¹, at each occurrence, independently is selected from the group consisting of:

- a) F, b) Cl, c) Br, d) I, e) -CF₃, f) -OR⁴, g) -CN, h) -NO₂, i) -NR⁴R⁴, j) -C(O)R⁴, k) -C(O)OR⁴, l) -OC(O)R⁴, m) -C(O)NR⁴R⁴, n) -NR⁴C(O)R⁴, o) -OC(O)NR⁴R⁴, p) -NR⁴C(O)OR⁴, q) -NR⁴C(O)NR⁴R⁴, r) -C(S)R⁴, s) -C(S)OR⁴, t) -OC(S)R⁴, u) -C(S)NR⁴R⁴, v) -NR⁴C(S)R⁴, w) -OC(S)NR⁴R⁴, x) -NR⁴C(S)OR⁴, y) -NR⁴C(S)NR⁴R⁴, z)

- NR⁴C(NR⁴)NR⁴R⁴, aa) -S(O)_pR⁴, bb) -SO₂NR⁴R⁴, and cc) R⁴;

R², at each occurrence, independently is selected from the group consisting of

- a) F, b) Cl, c) Br, d) I, e) -CF₃, f) -OR⁴, g) -CN, h) -NO₂, i) -NR⁴R⁴, j) -C(O)R⁴, k) -C(O)OR⁴, l) -OC(O)R⁴, m) -C(O)NR⁴R⁴, n) -NR⁴C(O)R⁴, o) -C(O)NR⁴R⁴, p) -NR⁴C(O)OR⁴, q) -NR⁴C(O)NR⁴R⁴, r) -C(S)R⁴, s) -C(S)OR⁴, t) -OC(S)R⁴, u) -C(S)NR⁴R⁴, v) -NR⁴C(S)R⁴, w) -OC(S)NR⁴R⁴, x) -NR⁴C(S)OR⁴, y) -NR⁴C(S)NR⁴R⁴, z) -NR⁴C(NR⁴)NR⁴R⁴, aa) -S(O)_pR⁴, bb) -SO₂NR⁴R⁴, and cc) R⁴;

R³ is selected from the group consisting of:

- OR⁴, b) -NR⁴R⁴, c) -C(O)R⁴, d) -C(O)OR⁴, e) -OC(O)R⁴, f) -C(O)NR⁴R⁴, g) -NR⁴C(O)R⁴, h) -OC(O)NR⁴R⁴, i) -NR⁴C(O)OR⁴, j) -NR⁴C(O)NR⁴R⁴, k) -C(S)R⁴, l) -C(S)OR⁴, m) -OC(S)R⁴, n) -C(S)NR⁴R⁴, o) -NR⁴C(S)R⁴, p) -OC(S)NR⁴R⁴, q) -NR⁴C(S)OR⁴, r) -NR⁴C(S)NR⁴R⁴, s) -NR⁴C(NR⁴)NR⁴R⁴, t) -S(O)_pR⁴, u) -SO₂NR⁴R⁴, and v) R⁴;

R⁴, at each occurrence, independently is selected from the group consisting of:

- a) H, b) C₁₋₆ alkyl, c) C₂₋₆ alkenyl, d) C₂₋₆ alkynyl, e) C₃₋₁₄ saturated, unsaturated, or aromatic carbocycle, f) 3-14 membered saturated, unsaturated, or aromatic heterocycle comprising one or more heteroatoms selected from the group consisting of nitrogen, oxygen, and sulfur, g) -C(O)-C₁₋₆ alkyl, h) -C(O)-C₂₋₆ alkenyl, i) -C(O)-C₂₋₆ alkynyl, j) -C(O)-C₃₋₁₄ saturated, unsaturated, or aromatic carbocycle, k) -C(O)-3-14 membered saturated, unsaturated, or aromatic heterocycle comprising one or more heteroatoms selected from the group consisting of nitrogen, oxygen, and sulfur, l) -C(O)O-C₁₋₆ alkyl, m) -C(O)O-C₂₋₆ alkenyl, n) -C(O)O-C₂₋₆ alkynyl, o) -C(O)-O-C₃₋₁₄ saturated, unsaturated, or aromatic carbocycle, and p) -C(O)O-3-14 membered saturated, unsaturated, or aromatic heterocycle comprising one or more heteroatoms selected from the group consisting of nitrogen, oxygen, and sulfur, wherein any of b)-p) optionally is substituted with one or more R⁵ groups;

R⁵, at each occurrence, is independently selected from the group consisting of:

- a) F, b) Cl, c) Br, d) I, e) =O, f) =S, g) =NR⁶, h) =NOR⁶, i) =N-NR⁶R⁶, j) -CF₃, k) -OR⁶, l) -CN, m) -NO₂, n) -NR⁶R⁶, o) -C(O)R⁶, p) -C(O)OR⁶, q) -OC(O)R⁶, r) -C(O)NR⁶R⁶, s) -NR⁶C(O)R⁶, t) -OC(O)NR⁶R⁶, u) -NR⁶C(O)OR⁶, v) -NR⁶C(O)NR⁶R⁶, w) -C(S)R⁶, x) -C(S)OR⁶, y) -OC(S)R⁶, z) -C(S)NR⁶R⁶, aa) -NR⁶C(S)R⁶, bb) -OC(S)NR⁶R⁶, cc) -NR⁶C(S)OR⁶, dd) -NR⁶C(S)NR⁶R⁶, ee) -NR⁶C(NR⁶)NR⁶R⁶, ff) -S(O)_pR⁶, gg) -SO₂NR⁶R⁶, and hh) R⁶;

R⁶, at each occurrence, independently is selected from the group consisting of:

- a) H, b) C₁₋₆ alkyl, c) C₂₋₆ alkenyl, d) C₂₋₆ alkynyl, e) C₃₋₁₄ saturated, unsaturated, or aromatic carbocycle, f) 3-14 membered saturated, unsaturated, or aromatic heterocycle comprising one or more heteroatoms selected from the group consisting of nitrogen, oxygen, and sulfur, g) -C(O)-C₁₋₆ alkyl, h) -C(O)-

C₂₋₆ alkenyl, i) —C(O)—C₂₋₆ alkynyl, j) —C(O)—C₃₋₁₄ saturated, unsaturated, or aromatic carbocycle, k) —C(O)-3-14 membered saturated, unsaturated, or aromatic heterocycle comprising one or more heteroatoms selected from the group consisting of nitrogen, oxygen, and sulfur, l) —C(O)O—C₁₋₆ alkyl, m) —C(O)O—C₂₋₆ alkenyl, n) —C(O)O—C₂₋₆ alkynyl, o) —C(O)O—C₃₋₁₄ saturated, unsaturated, or aromatic carbocycle, and p) —C(O)O-3-14 membered saturated, unsaturated, or aromatic heterocycle comprising one or more heteroatoms selected from the group consisting of nitrogen, oxygen, and sulfur, wherein any of b) p) optionally is substituted with one or more R⁷ groups;

R⁷, at each occurrence, independently is selected from the group consisting of:

- a) F, b) Cl, c) Br, d) I, e) =O, f) =S, g) =NR⁹, h) =NOR⁸, i) =N—NR⁸R⁸, j) —CF₃, k) —OR⁸, l) —CN, m) —NO₂, n) a) —C(O)R⁸, p) —C(O)OR⁸, q) —OC(O)R⁸, r) —C(O)NR⁸R⁸, s) —NR⁸C(O)R⁸, t) —OC(O)NR⁸R⁸, u) —NR⁸C(O)OR⁸, v) —NR⁸C(O)NR⁸R⁸, w) —C(S)R⁸, x) —C(S)OR⁸, y) —OC(S)R⁸, z) —C(S)NR⁸R⁸, aa) —NR⁸C(S)R⁸, bb) —OC(S)NR⁸R⁸, cc) —NR⁸C(S)OR⁸, dd) —NR⁸C(S)NR⁸R⁸, ee) —NR⁸C(NR⁸)NR⁸R⁹, ff) —S(O)_pR⁸, gg) —SO₂NR⁸R⁸, hh) C₁₋₆ alkyl, ii) C₂₋₆ alkenyl, jj) C₂₋₆ alkynyl, kk) C₃₋₁₄ saturated, unsaturated, or aromatic carbocycle, and ll) 3-14 membered saturated, unsaturated, or aromatic heterocycle comprising one or more heteroatoms selected from the group consisting of nitrogen, oxygen, and sulfur,

wherein any of hh)-ll) optionally is substituted with one or more moieties selected from the group consisting of R⁸, F, Cl, Br, I, 'CF₃, —OR⁸, —SR⁸, —CN, —NO₂, —NR⁸R⁸, —C(O)R⁸, —C(O)OR⁸, —OC(O)R⁸, —C(O)NR⁸R⁸, —NR⁸C(O)R⁸, —OC(O)NR⁸R⁸, —NR⁸C(O)OR⁸, —NR⁸C(O)NR⁸R⁸, —C(S)R⁸, —C(S)OR⁸, —OC(S)R⁸, —C(S)NR⁸R⁸, —NR⁸C(S)R⁸, —OC(S)NR⁸R⁸, —NR⁸C(S)OR⁸, —NR⁸C(S)NR⁸R⁸, —NR⁸C(NR⁸)NR⁸R⁹, —SO₂NR⁸R⁸, and —S(O)_pR⁸;

R⁸, at each occurrence, independently is selected from the group consisting of:

- a) H, b) C₁₋₆ alkyl, c) C₂₋₆ alkenyl, d) C₂₋₆ alkynyl, e) C₃₋₁₄ saturated, unsaturated, or aromatic carbocycle, f) 3-14 membered saturated, unsaturated, or aromatic heterocycle comprising one or more heteroatoms selected from the group consisting of nitrogen, oxygen, and sulfur, g) —C(O)—C₁₋₆ alkyl, h) —C(O)—C₂₋₆ alkenyl, i) —C(O)—C₂₋₆ alkynyl, j) —C(O)—C₃₋₁₄ saturated, unsaturated, or aromatic carbocycle, k) —C(O)-3-14 membered saturated, unsaturated, or aromatic heterocycle comprising one or more heteroatoms selected from the group consisting of nitrogen, oxygen, and sulfur, l) —C(O)O—C₁₋₆ alkyl, m) —C(O)O—C₂₋₅ alkenyl, n) —C(O)O—C₂₋₆ alkynyl, o) —C(O)O—C₃₋₁₄ saturated, unsaturated, or aromatic carbocycle, and p) —C(O)O-3-14 membered saturated, unsaturated, or aromatic heterocycle comprising one or more heteroatoms selected from the group consisting of nitrogen, oxygen, and sulfur, wherein any of b)-p) optionally is substituted with one or more moieties selected from the group consisting of F, Cl, Br, I, —CF₃, —OH, —OCH₃, —SH,

—SCH₃, —CN, —NO₂, —NH₂, —NHCH₃, —N(CH₃)₂, —C(O)CH₃, —C(O)OCH₃, —C(O)NH₂, —NHC(O)CH₃, —SO₂NH₂, —SO₂NHCH₃, —SO₂N(CH₃)₂, and —S(O)_pCH₃;

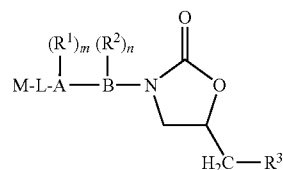
m is 0, 1, 2, 3, or 4;

n is 0, 1, 2, 3, or 4; and

p, at each occurrence, independently is 0, 1, or 2,

and wherein the compound does not have the formula corresponding to any of the structures listed in Table 1.

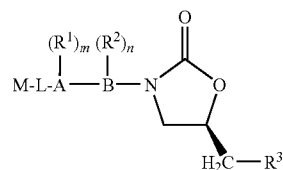
2. The compound according to claim 1, having the formula:



or a pharmaceutically acceptable salt, ester or prodrug thereof,

wherein A, B, L, M, R¹, R², R³, m, and n are defined as described in claim 1.

3. The compound according to claim 2, having the formula:



or a pharmaceutically acceptable salt, ester or prodrug thereof,

wherein A, B, L, M, R¹, R², R³, m, and n are defined as described in claim 1.

4. The compound according to claim 1, wherein

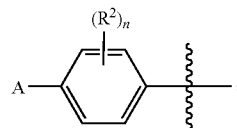
A is selected from the group consisting of phenyl and pyridyl;

B is selected from the group consisting of phenyl and pyridyl;

m is 0, 1, or 2; and

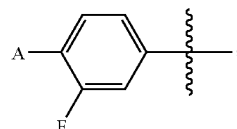
n is 0, 1, or 2.

5. The compound according to claim 1, wherein A-B is:



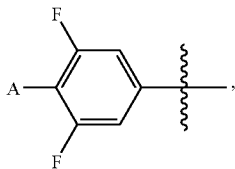
wherein A, R², and n are defined as described in claim 1.

6. The compound according to claim 5, wherein A-B is:



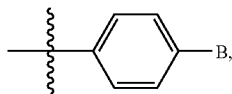
wherein A is defined as described in claim 1,

7. The compound according to claim 5, wherein A-B is:



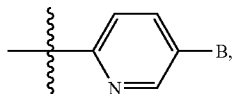
wherein A is defined as described in claim 1.

8. The compound according to claim 1, wherein A-B is:



wherein B is defined as described in claim 1.

9. The compound according to claim 1, wherein A-B is:

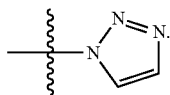


wherein B is defined as described in claim 1.

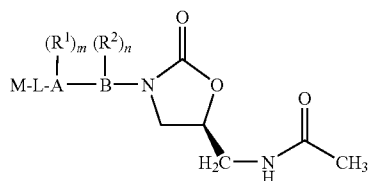
10. The compound according to claim 1, wherein R³ is —NHC(O)R⁴.

11. The compound according to claim 10, wherein R⁴ is —CH₃.

12. The compound according to claim 1, wherein R³ is:



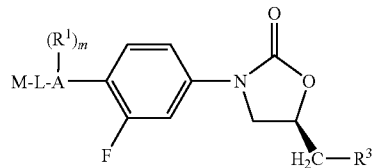
13. The compound according to claim 1, having the formula:



or a pharmaceutically acceptable salt, ester or prodrug thereof,

wherein A, B, L, M, R¹, R², m, and n are defined as described in claim 1.

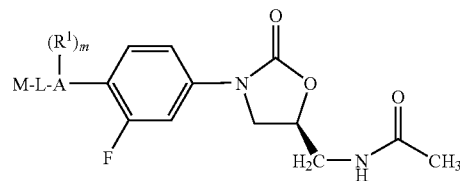
14. The compound according to claim 1, having the formula:



or a pharmaceutically acceptable salt, ester or prodrug thereof,

wherein A, L, M, R¹, R³, and m are defined as described in claim 1.

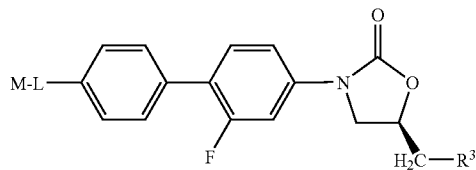
15. The compound according to claim 1, having the formula:



or a pharmaceutically acceptable salt, ester or prodrug thereof,

wherein A, L, M, R¹, and m are defined as described in claim 1.

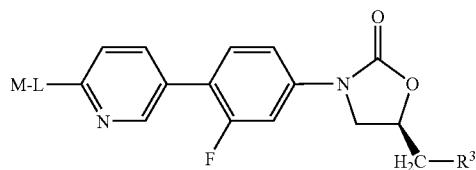
16. The compound according to claim 1, having the formula:



or a pharmaceutically acceptable salt, ester or prodrug thereof,

wherein L, M, and R³ are defined as described in claim 1.

17. The compound according to claim 1, having the formula:

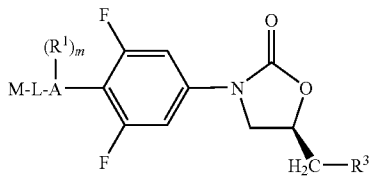


or a pharmaceutically acceptable salt, ester or prodrug thereof,

wherein L, M, and R³ are defined as described in claim 1.

18. The compound according to claim 17, wherein R³ is —NHC(O)CH₃.

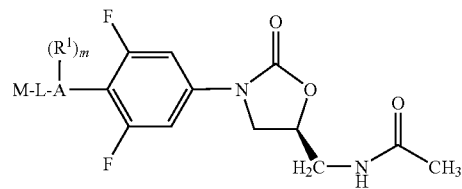
19. The compound according to claim 1, having the formula:



or a pharmaceutically acceptable salt, ester or prodrug thereof,

wherein A, L, M, R¹, R³, and m are defined as described in claim 1.

20. The compound according to claim 1, having the formula:



or a pharmaceutically acceptable salt, ester or prodrug thereof,

wherein A, L, M, R¹, and m are defined as described in claim 1.

* * * * *