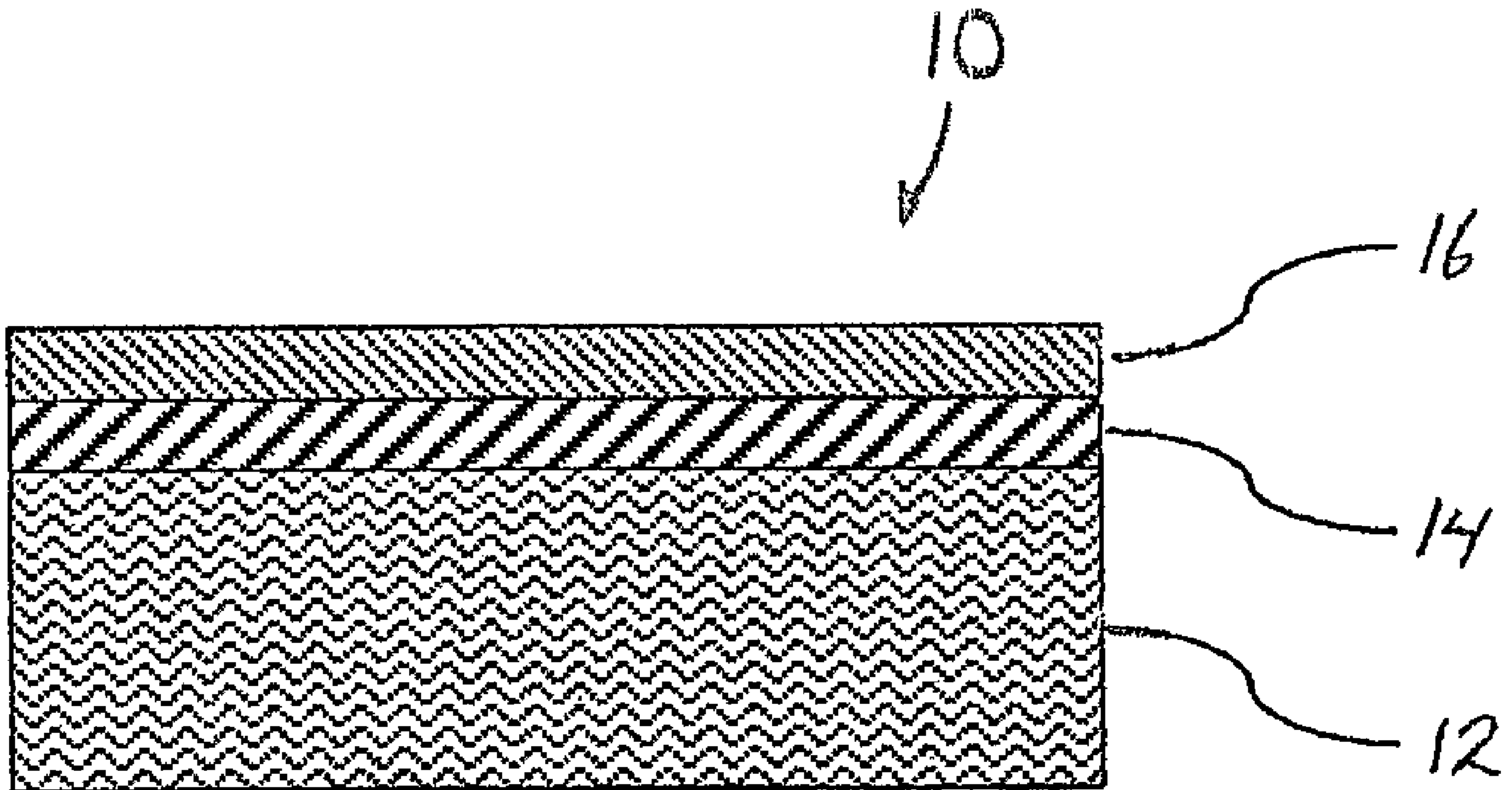




(86) Date de dépôt PCT/PCT Filing Date: 2003/01/31
 (87) Date publication PCT/PCT Publication Date: 2003/08/14
 (45) Date de délivrance/Issue Date: 2011/05/10
 (85) Entrée phase nationale/National Entry: 2004/07/29
 (86) N° demande PCT/PCT Application No.: US 2003/001077
 (87) N° publication PCT/PCT Publication No.: 2003/066323
 (30) Priorité/Priority: 2002/02/01 (US60/352,853)

(51) Cl.Int./Int.Cl. *B32B 3/26* (2006.01),
A61B 19/02 (2006.01), *A61J 1/03* (2006.01),
B32B 27/08 (2006.01), *B32B 27/10* (2006.01),
B32B 7/10 (2006.01), *B65D 75/36* (2006.01)
 (72) Inventeurs/Inventors:
 HOLBERT, VICTOR P., US;
 REED, DAVID, US
 (73) Propriétaire/Owner:
 INTERNATIONAL PAPER COMPANY, US
 (74) Agent: GOWLING LAFLEUR HENDERSON LLP

(54) Titre : SUBSTRAT DE CARTON POUR EMBALLAGE-COQUE
 (54) Title: PAPERBOARD SUBSTRATE FOR BLISTER PACKAGING



(57) Abrégé/Abstract:

A packaging laminate comprising a paperboard substrate for providing a base layer, a tear-resistant polymer layer applied to said substrate, and a heat seal polymer layer applied to said tear-resistant polymer. This laminate structure is particularly useful for blister pack packaging.

(12) INTERNATIONAL APPLICATION PUBLISHED UNDER THE PATENT COOPERATION TREATY (PCT)

(19) World Intellectual Property Organization
International Bureau



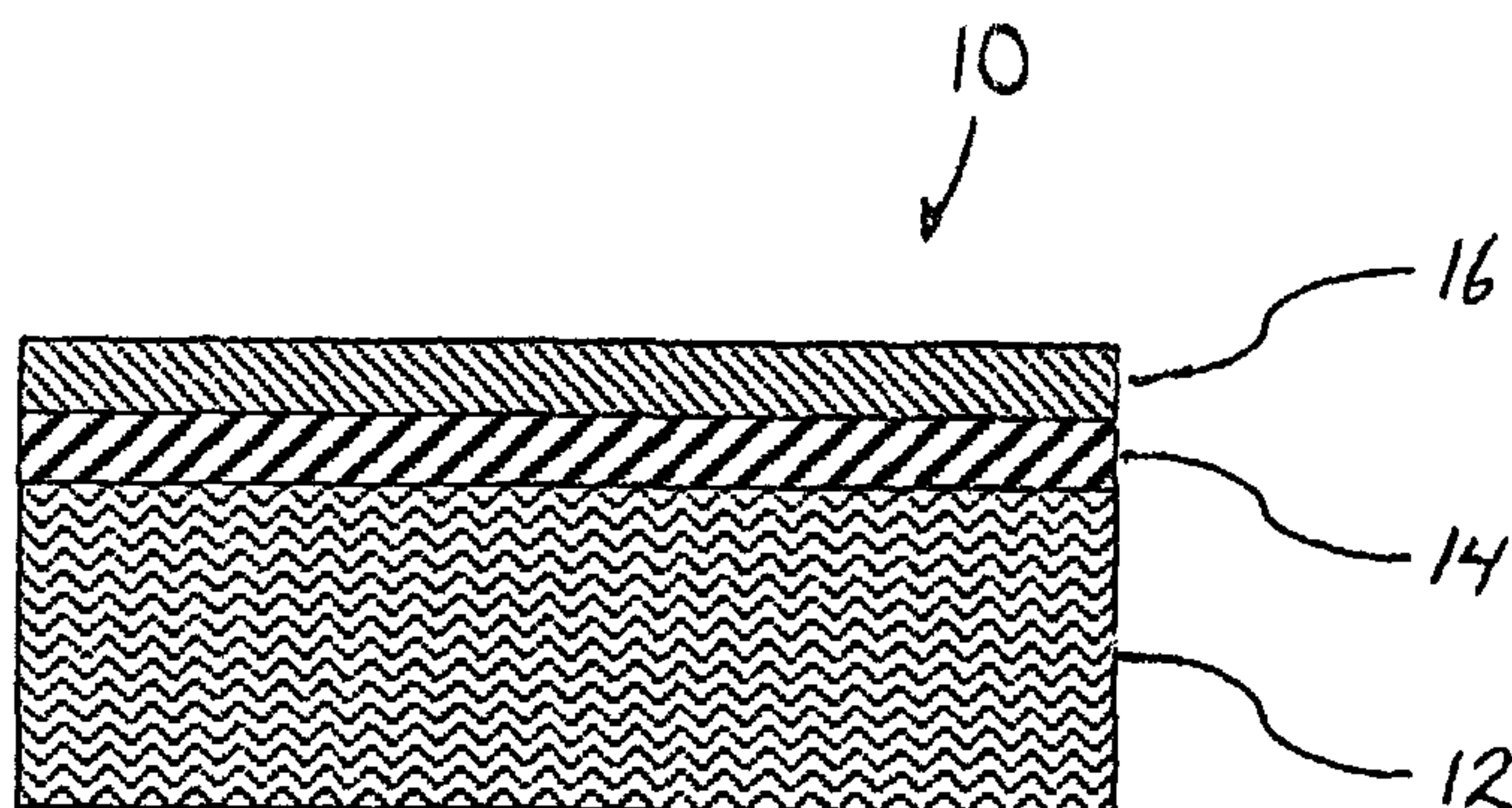
(43) International Publication Date
14 August 2003 (14.08.2003)

PCT

(10) International Publication Number
WO 03/066323 A1

- (51) International Patent Classification⁷: **B32B 3/26**, 27/10, B65D 75/36, A61J 1/03, A61B 19/02
- (21) International Application Number: PCT/US03/01077
- (22) International Filing Date: 31 January 2003 (31.01.2003)
- (25) Filing Language: English
- (26) Publication Language: English
- (30) Priority Data:
60/352,853 1 February 2002 (01.02.2002) US
- (71) Applicant: **INTERNATIONAL PAPER COMPANY** [US/US]; 1422 Long Meadow Road, Tuxedo, NY 10987 (US).
- (72) Inventors: **HOLBERT, Victor, P.**; 1852 Pheasant Hills Drive, Loveland, OH 45140 (US). **REED, Davis**; 2044 Hunt Road, Blanchester, OH 45107 (US).
- (74) Agents: **McDONALD, Christopher, J.** et al.; Hoffman, Wasson & Gitler, P.C., Suite 522, 2361 Jefferson Davis Highway, Arlington, VA 22202 (US).
- (81) Designated States (*national*): AE, AG, AL, AM, AT, AU, AZ, BA, BB, BG, BR, BY, BZ, CA, CH, CN, CO, CR, CU, CZ, DE, DK, DM, DZ, EC, EE, ES, FI, GB, GD, GE, GH, GM, HR, HU, ID, IL, IN, IS, JP, KE, KG, KP, KR, KZ, LC, LK, LR, LS, LT, LU, LV, MA, MD, MG, MK, MN, MW, MX, MZ, NO, NZ, OM, PH, PL, PT, RO, RU, SC, SD, SE, SG, SK, SL, TJ, TM, TN, TR, TT, TZ, UA, UG, UZ, VC, VN, YU, ZA, ZM, ZW.
- (84) Designated States (*regional*): ARIPO patent (GH, GM, KE, LS, MW, MZ, SD, SL, SZ, TZ, UG, ZM, ZW), Eurasian patent (AM, AZ, BY, KG, KZ, MD, RU, TJ, TM), European patent (AT, BE, BG, CH, CY, CZ, DE, DK, EE, ES, FI, FR, GB, GR, HU, IE, IT, LU, MC, NL, PT, SE, SI, SK, TR), OAPI patent (BF, BJ, CF, CG, CI, CM, GA, GN, GQ, GW, ML, MR, NE, SN, TD, TG).
- Published:**
- with international search report
 - before the expiration of the time limit for amending the claims and to be republished in the event of receipt of amendments
- For two-letter codes and other abbreviations, refer to the "Guidance Notes on Codes and Abbreviations" appearing at the beginning of each regular issue of the PCT Gazette.

(54) Title: PAPERBOARD SUBSTRATE FOR BLISTER PACKAGING



(57) Abstract: A packaging laminate comprising a paperboard substrate for providing a base layer, a tear-resistant polymer layer applied to said substrate, and a heat seal polymer layer applied to said tear-resistant polymer. This laminate structure is particularly useful for blister pack packaging.



WO 03/066323 A1

PAPERBOARD SUBSTRATE FOR BLISTER PACKAGING**BACKGROUND OF THE INVENTION**

[0002] Blister packs are formed by a substrate, such as paperboard, with a plastic layer sealed to the substrate. The plastic layer has bubbles or compartments conforming to the size and shape of the product being packaged. Pharmaceutical products, such as tablets, are often packaged in blister packs with each tablet individually held within a bubble.

[0003] As is a common problem with pharmaceuticals in any type of packaging, the packaging must be accessible by the person using the medication, but also be child-resistant. This poses problems, particularly when the recipient of the medication is lacking manual dexterity or strength.

[0004] It is an object of the invention to provide a laminated paperboard substrate for packaging that is child-resistant, yet easily opened by the intended consumer.

[0005] It is another object of the invention to provide a laminated paperboard substrate for packaging wherein the strength needed to open the package can be controlled.

[0006] It is yet another object of the invention to provide a laminated paperboard substrate for a blister package that does not adhere to chill rolls during manufacture.

[0007] It is another object of the invention to provide a substrate that easily bonds to blister material including PVC, Aclar, and PET.

[0007] It is another object of the invention to provide a package which is inexpensive to manufacture.

[0008] These and other objects of the invention will become apparent after review the disclosure of the invention.

-2-

SUMMARY OF THE INVENTION

[0009] A packaging laminate is formed by a paperboard substrate with a plastic blister layer sealed to the substrate. The packaging laminate comprises a paperboard substrate for providing a base layer, a tear-resistant polymer layer applied to said substrate, and a heat seal polymer layer applied to said tear-resistant polymer. This laminate structure is particularly useful for blister pack packaging. A series of instructions must be followed in order to access the contents of the blister package due to the presence of the tear-resistant layer. The tear strength can be controlled by modulating the levels of adhesion of the tear-resistant polymer to the paperboard by one of several methods. A patterned coating of adhesion primer can be applied to the paperboard. Also, a patterned coating of an adhesion inhibitor may be applied to the paperboard. Alternatively, the molten polymer stream forming the tear-resistant layer may be applied to the paperboard from the extrusion die with a patterned nip roll. The use of such modulated adhesion allows for higher tear strength in the body of the package and a lower level in specific areas defined by the package design and geometry. This allows the intended consumer to easily access the contents of the blister pack while still forming a child-resistant layer.

-3-

BRIEF DESCRIPTION OF THE DRAWINGS

[0010] **FIGURE 1** is a view of the laminate comprising the blister pack substrate;

[0011] **FIGURE 2** depicts the laminate with a tie layer between the tear-resistant polymer layer and heat seal polymer layer;

[0012] **FIGURE 3** is a view of the laminate having a tie layer between the paperboard and tear-resistant polymer;

[0013] **FIGURE 4** depicts the laminate having a tear layer between both the paperboard and tear-resistant layer and the tear-resistant layer and heat sealable polymer.

[0014] **FIGURE 5** depicts the substrate having an adhesion primer or adhesion inhibitor;

[0015] **FIGURE 6** depicts the substrate having a discontinuous layer of adhesive primer or adhesion inhibitor;

[0016] **FIGURE 7** shows the process for applying the adhesive primer or adhesion inhibitor to the substrate;

[0017] **FIGURE 8** shows the process for forming the laminate of the invention; and

[0018] **FIGURE 9** shows a laminate having a combined tear resistant and heat seal polymer layer.

-4-

DETAILED DESCRIPTION OF THE INVENTION

[0019] A laminate used to make the substrate of a blister pack is shown in Figure 1. The packaging laminate comprises a paperboard substrate for providing a base layer, a tear-resistant polymer layer applied to said substrate and a heat seal polymer layer applied to said tear resistant polymer. Paperboard layer **12** provides the base layer of the substrate and a tear-resistant polymer layer **14** is applied to the paperboard to provide a child-proof resistance to opening. Paperboard layer **12** is most suitably high grade paperboard stock, for example, 100-300 lbs. or higher sized carton board. A heat seal polymer layer **16** is applied as the outer layer of the laminate and provides a good bonding surface for the plastic blister layer.

[0020] The tear-resistant polymer layer **14** may be polyamides, such as nylon 6, nylon(6,6), nylon(6,12) or other polyamides, polyester, polyurethane, block copolymer, unsaturated block copolymers such as styrene-butadiene-styrene, styrene-isoprene-styrene and the like; saturated block copolymers such as styrene-ethylene/butylene-styrene, styrene-ethylene/propylene-styrene, and the like) or other material possessing high tear-resistant properties. The polymer used to make the tear-resistant layer may be blended with another polymer selected from the group including ethylene copolymers such as ionomers, vinyl acetate, methylacrylic or acrylic acid copolymers.

[0021] Film weights for the tear-resistant polymer layer may be from 2 to 50 pounds per 3000ft² with a preferred weight of 5 to 30 pounds per 3000ft².

[0022] Blends of tear resistant polymers including from 60 to 100 weight percent of polyamide, such as nylon 6, nylon(6,6), nylon(6,12) or other polyamides, polyester, polyurethane, block copolymer, unsaturated block copolymers such as styrene-butadiene-styrene, styrene-isoprene-styrene and the like; saturated block copolymers such as styrene-ethylene/butylene-styrene, styrene-ethylene/propylene-styrene, and other material possessing high tear-resistant properties, and blended with 0 to 40 weight percent of other polymers comprising ethylene copolymers such as ionomers, vinyl acetate, methylacrylic or acrylic acid copolymers.

-5-

[0023] The heat seal polymer layer 16 is formed by a material exhibiting excellent heat seal properties to PVC, Aclar, PET and other materials used to make the blister layer. The heat seal polymer layer is chosen from a group consisting of EVA, EMA, ionomers, acrylic copolymers, acrylate copolymers and modified versions of the like.

[0024] Film weights for the heat seal polymer layer may be from 3 to 15 pounds per 3000ft² with a preferred weight of 8 pounds per 3000ft².

[0025] The heat seal polymer can incorporate anti-blocking agents to reduce the tackiness of the sealant layer. The anti-blocking agents can be calcium carbonate, talc, silica or other suitable materials.

[0026] Figure 2 depicts the laminate with the use of a tie layer 18 between the tear-resistant polymer layer 14 and heat sealable polymer layer 16 such as tie material coatings marketed under the trademark TYMOR, or more specifically, TYMOR 1205 having a coating weight on the order of 4 pounds per 3000 square foot ream. The tie material coating marketed is a polyethylene backbone polymer with functional groups grafted thereon, such as maleic anhydride copolymer. Suitable tie layer are selected from the group of materials including polymers grafted with species such as maleic anhydride. Film weights are from 1 to 12 pounds per 3000ft², preferably from 1 to 3 pounds per 3000ft².

[0027] Figure 3 depicts a laminate using a tie layer 18 between the paperboard layer 12 and tear-resistant polymer layer 14. Likewise, Figure 4 depicts a laminate having a tie layer 18 between both the paperboard layer 12 and tear-resistant polymer layer, and between the tear-resistant polymer layer 14 and heat sealable polymer layer 16. A clay coating 20 can be formed on the side of the paperboard substrate opposite the tear-resistant and heat seal polymers to improve print quality.

[0028] The laminate tear strength can be controlled by varying the film weight of the tear-resistant polymer layer as an increase in tear resistance results from an increase in film weight. Also, during manufacturing, die cuts or perforations may be provided in the tear-resistant polymer layer. This creates areas of controlled weakness to direct the tearing of the package limiting the direction the package can be opened.

-6-

[0029] Also, modulating levels of adhesion between the tear-resistant polymer and the paperboard controls the amount of tear resistance. This may be done by the addition of adhesion promoting primer 22 between the paperboard 12 and tear-resistant polymer 14. Suitable materials for the adhesion promoting primer include polyethylene amine applied at between 1 and 6 pounds per 3000ft², preferably 1 pound per 3000ft². The adhesion primer is applied to the paperboard 12 prior to the extrusion of the tear-resistant polymer onto the substrate as is shown in Figure 5.

[0030] The adhesion promotion primer 22 may be applied in a non-continuous pattern to create differential adhesion between the tear-resistant polymer to the paperboard. Such a discontinuous pattern is shown in Figure 6. The weaker adhesion areas created by the non-continuous pattern would dictate the steps necessary to open the package to access the contents.

[0031] Alternatively, an adhesion inhibitor may be applied between the paperboard and tear-resistant polymer. Suitable adhesion inhibitors include silicone, lacquers, or varnishes applied at between 1 and 6 pounds per 3000ft², preferably 1 to 2 pounds per 3000ft². The adhesion inhibitor may also be applied in a non-continuous pattern to create the differential adhesion of the tear-resistant polymer to the paperboard. The differential adhesion again creates patterns that may be followed to access the contents.

[0032] Figure 7 depicts a method for coating the paperboard substrate with either the adhesion primer or adhesion inhibitor. A paperboard roll 30 feeds unprimed web 32 between a gravure roll 34 and backing roll 36 where either the adhesion primer or an adhesion inhibitor is applied. After application, the wet coated paperboard 38 passes through a dryer 40 and the dried primed web 42 exits from the dryer 40. Differential adhesion may also be attained by the use of a patterned nip roll on the extrusion line when the tear-resistant polymer is applied to the paperboard. This process is depicted in Figure 8. The nip roll cooperates with the chill roll and a non-uniform pattern is created to result in areas of variable adhesion. A paperboard web 12 is fed between a chill roll 50 and a nip roll 52. A extruder drive 48

-7-

provides molten tear-resistant polymer. The resulting two layer structure is then fed between a second chill roll **50** and nip roll **52** where an extruder die applies molten heat seal polymer **16**. Exiting from this second chill roll is a completed laminate **10**.

[0033] The resultant laminate will bond easily as board-to-board as well as board to blister under conditions having a range in temperature of 250-400 degrees Fahrenheit and pressure of 40-80 psi with a dwell times of 1 to 2 seconds. A low heat exposure results from the decreased heat seal initiation temperature and shorter dwell time. This is critical to products such as pharmaceutical, nutraceuticals and cosmetics that can be damaged by heat exposure. The bond strength of the laminate of the invention to itself and common blister materials under various seal conditions is summarized in the following table.

-8-

Table 1: Heat seal data for standard and tear-resistant blister constructions at various heat seal conditions.

Temp : F	Dwell: S	Pressure: PSI		Standard Blister to PVC	Tear- Resistant Blister to PVC	Tear- Resistant Blister to PET	Tear- Resistant Blister to Aclar
275	1	80	Avg in gf	1151	1612	1301	1448
300	1	80	Avg in gf	1380	1538	1188	1264
325	1	80	Avg in gf	1060	1244	1092	1515
350	1	80	Avg in gf	996	1545	1080	1424
Avg of All			Avg in gf	1147	1485	1165	1413
Temp : F	Dwell: S	Pressure: PSI		Standard Blister to PVC	Tear- Resistant Blister to PVC	Tear- Resistant Blister to PET	Tear- Resistant Blister to Aclar
275	2	80	Avg in gf	1200	1811	1214	1532
300	2	80	Avg in gf	1365	1392	1164	1407
325	2	80	Avg in gf	1331	1596	1196	1326
350	2	80	Avg in gf	1522	1652	1213	1514
Avg of All			Avg in gf	1355	1613	1197	1445

[0034] In an alternative embodiment of the invention, the tear-resistant polymer may be blended with a polymer possessing heat sealable qualities. In this instance, shown in Figure 9, a single layer **15** having both tear-resistance and the ability to heat seal to the blister layer is achieved in a single layer.

[0035] In another embodiment of the invention, the tear resistant polymer may be a tear resistant polymer film laminated to the paperboard substrate. For extrusion lamination the film

-9-

could be attached by a tie layer **18**. The heat seal polymer is then applied to the external side of the tear resistant polymer film. In this embodiment, the film could be an oriented film such as oriented or biaxially oriented polyamide, oriented polyester and the like. A preferred embodiment is a cross oriented HDPE film marketed under the trade name Valeron with film thickness from 1 to 3 mils, preferably from 1 to 1.5 mils. The film can be laminated by adhesive or extrusion lamination. If adhesive lamination is used, any suitable liquid adhesive could be used, such as ethylene vinyl acetate, polyurethane, acrylic or acrylate polymers and the like, in place of the tie layer. The tear resistant film comprising films of polyamide, such as nylon 6, nylon(6,6), nylon(6,12) or films of other polyamides, polyester, polyurethane, block copolymer including, unsaturated block copolymers such as styrene-butadiene-styrene, styrene-isoprene-styrene and the like; saturated block copolymers such as styrene-ethylene/butylene-styrene, styrene-ethylene/propylene-styrene, and the like or other materials possessing high tear-resistant properties. The polymer film used to make the tear-resistant layer may be blended with another polymer selected from the group consisting of ethylene copolymers such as ionomers, vinyl acetate, methylacrylic or acrylic acid copolymers. The film thickness could be between 0.0005 and 0.002 inches, preferably 0.0005 inches.

[0036] Tear strengths of various preferred structures are detailed in the following table.

-10-

Table 2: Tear data for various tear resistant materials utilized in tear-resistant blister board construction.

	MD Elmendorf Tear (grams)	TD Elmendorf Tear (grams)
Material Composition		
100% Polyamide	183.36	203.6
75% Polyamide/25% Ionomer	389.96	342.68
80% Polyamide/20% Ionomer	423.42	371.06
Tear Resistant Film	1050.7	684.4

[0037] While the invention has been described with reference to a preferred embodiment, variations and modifications would be apparent to one of ordinary skill in the art after reviewing the disclosure of the invention. The invention encompasses such variations and modifications.

CLAIMS:

1. A blister pack laminate comprising: a paperboard substrate for providing a base layer,
a tear-resistant polymer layer selected from the group consisting of nylon 6, nylon (6-6), nylon (6-12), polyesters, polyurethanes, block copolymers, styrene-butadiene-styrene-isoprene-styrene unsaturated block copolymers, styrene-ethylene/butylene-styrene saturated block copolymers, and blends of one or more of the aforesaid polymers with ethylene /ionomer copolymers, ethylene/vinyl acetate copolymers, ethylene/methylacrylate copolymers and ethylene/acrylic acid copolymers, applied to said substrate wherein the blister pack laminate comprises a layer of adhesion inhibitor between said substrate and tear-resistant polymer layer, and
a heat seal polymer layer applied to said tear-resistant polymer.
2. The laminate of claim 1, wherein said tear resistant polymer is polyamide, polyester, polyurethane or block copolymer.
3. The laminate of claim 1, wherein said heat seal polymer layer is EVA, EMA, ionomers or acrylic copolymers, or acrylate copolymers.
4. The laminate of claim 1, wherein said heat seal polymer layer has anti-blocking agents to reduce the tackiness of the heat seal polymer layer.
5. The laminate of claim 4, wherein said anti-blocking agents comprise calcium carbonate, talc or silica.
6. The laminate of claim 1, further comprising a clay coating applied to said substrate on a side opposite said tear-resistant polymer layer.
7. The laminate of claim 1, further comprising a tie layer between said tear-resistant layer and said heat seal polymer layer.

- 12 -

8. A blister pack laminate comprising: a paperboard substrate for providing a base layer,
a tear-resistant polymer layer selected from the group consisting of nylon 6, nylon (6-6), nylon (6-12), polyesters, polyurethanes, block copolymers, styrene-butadiene-styrene-isoprene-styrene unsaturated block copolymers, styrene-ethylene/butylene-styrene saturated block copolymers, and blends of one or more of the aforesaid polymers with ethylene /ionomer copolymers, ethylene/vinyl acetate copolymers, ethylene/methylacrylate copolymers and ethylene/acrylic acid copolymers, applied to said substrate wherein the blister pack laminate comprises a layer of adhesive primer between said substrate and tear-resistant polymer layer, and
a heat seal polymer layer applied to said tear-resistant polymer.
9. The laminate of claim 8, wherein said adhesive primer is a discontinuous layer.
10. The laminate of claim 8, wherein said adhesive primer is applied with a nip roll.
11. The laminate of claim 8, wherein said adhesive primer is polyethylene amine.
12. The laminate of claim 1, wherein said adhesion inhibitor is a discontinuous layer.
13. The laminate of claim 1, wherein said adhesion inhibitor is applied with a nip roll.
14. The laminate of claim 1, wherein said adhesion inhibitor comprises silicone.
15. A blister pack laminate comprising:
 - (a) a paperboard substrate for providing a base layer;
 - (b) a tear resistant polymer layer selected from the group consisting of (i) polyamides, (ii) polyesters, (iii) polyurethanes, (iv) block copolymers, (v) unsaturated block copolymers, (vi) saturated block copolymers and blends of one or more of the aforesaid polymers with ethylene copolymers, applied to

- 13 -

said substrate wherein the blister pack laminate comprises a layer of adhesion inhibitor between said substrate and tear-resistant polymer layer; and

(c) a heat seal polymer layer applied to said tear-resistant polymer.

FIG. 1

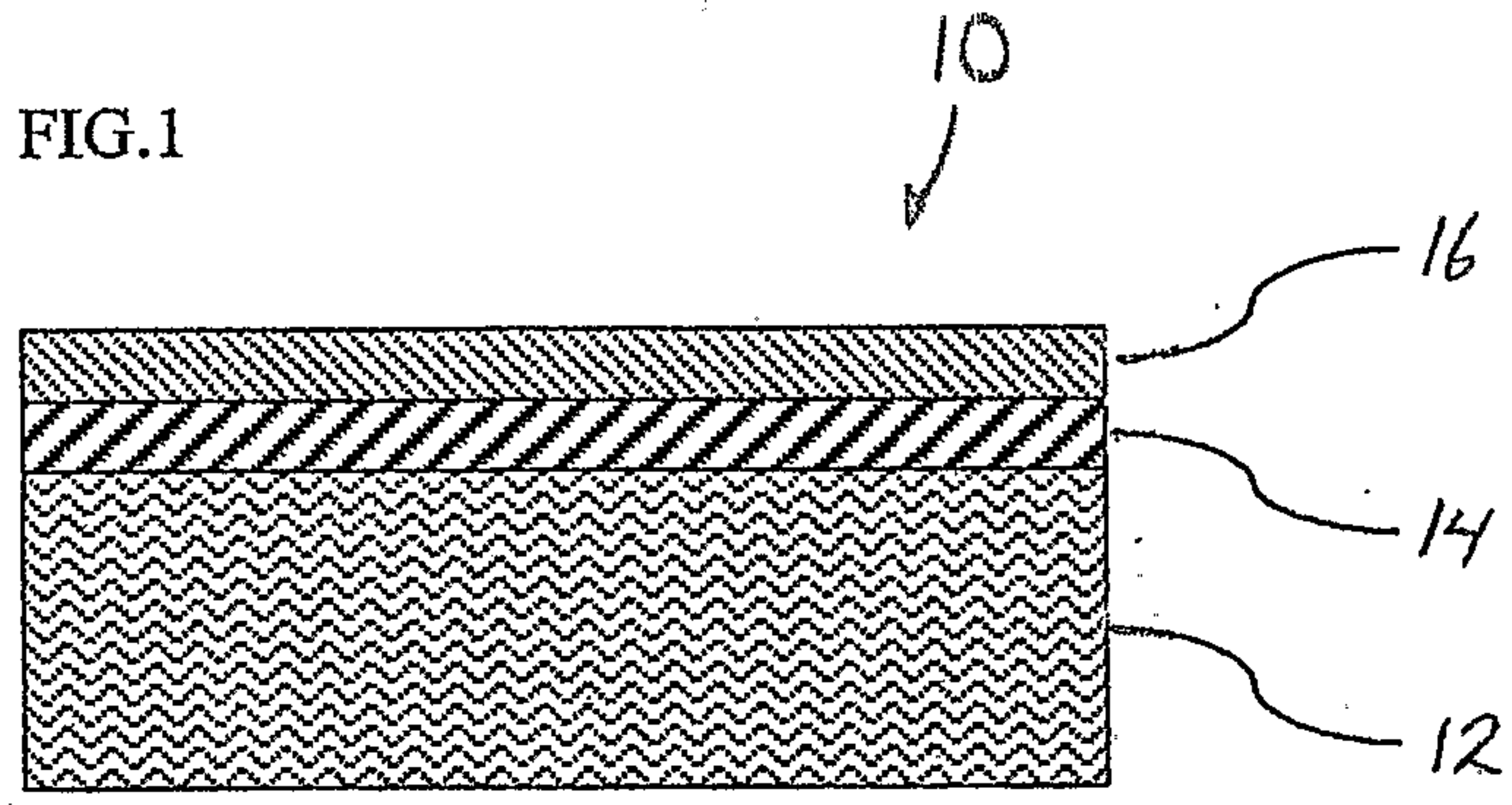


FIG. 2

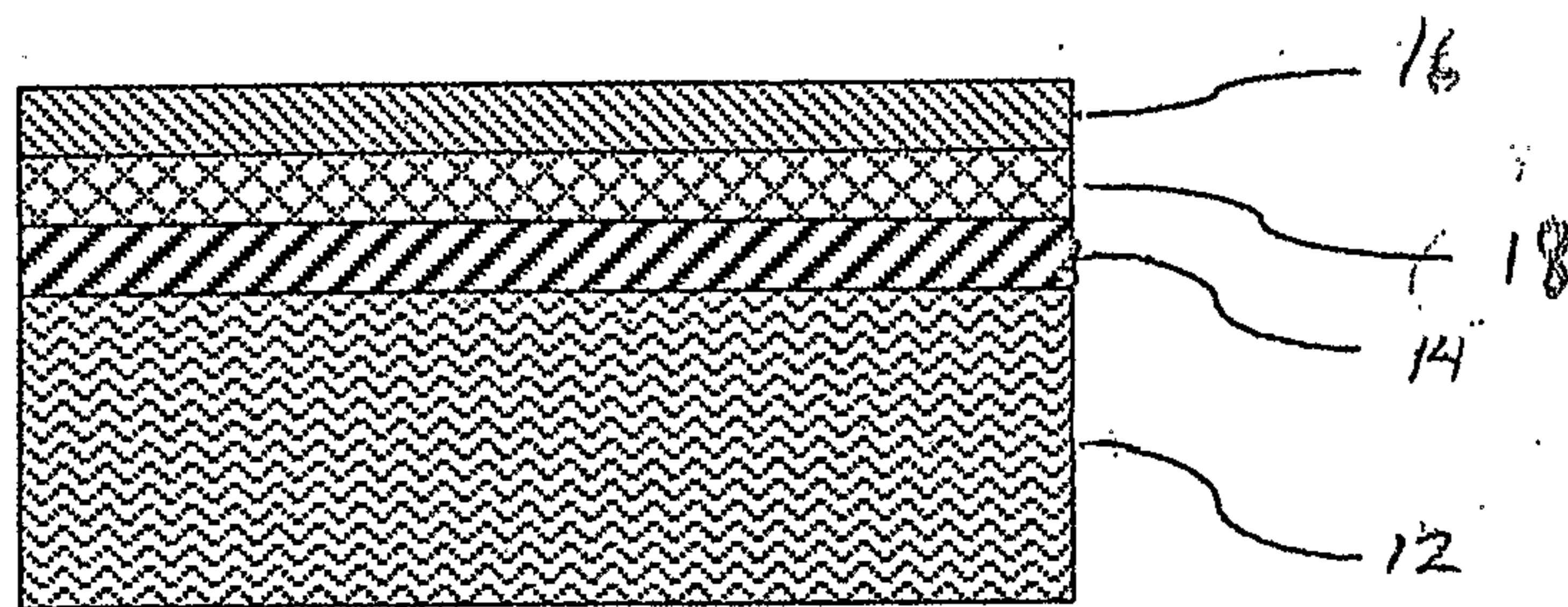


FIG. 3

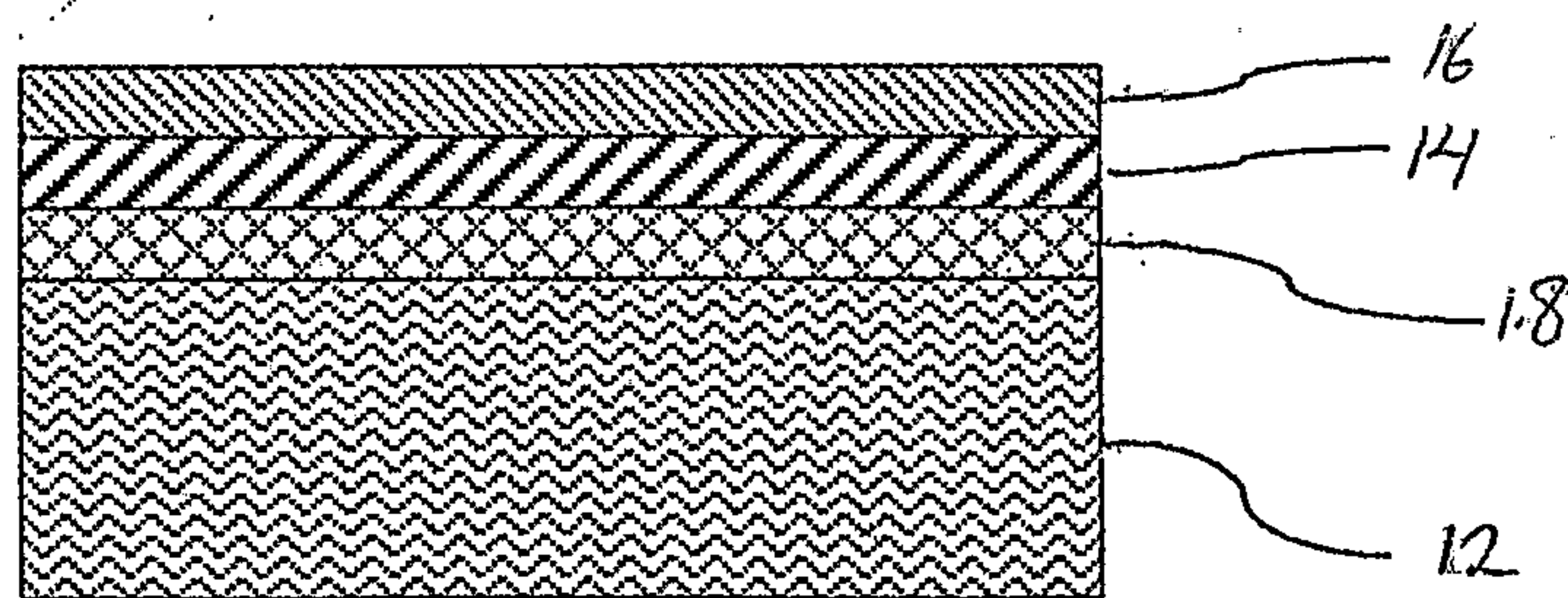


FIG. 4

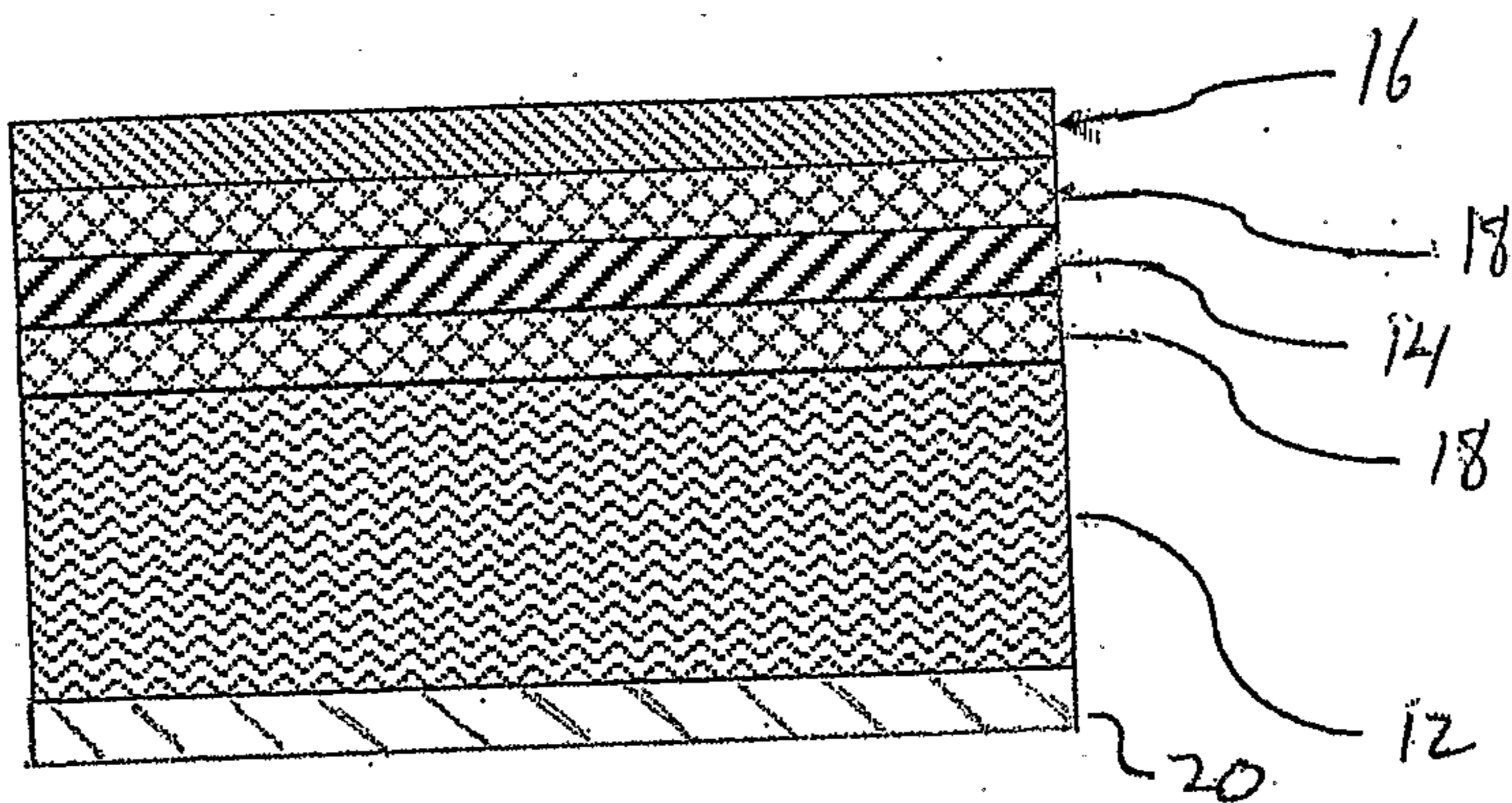


FIG. 5

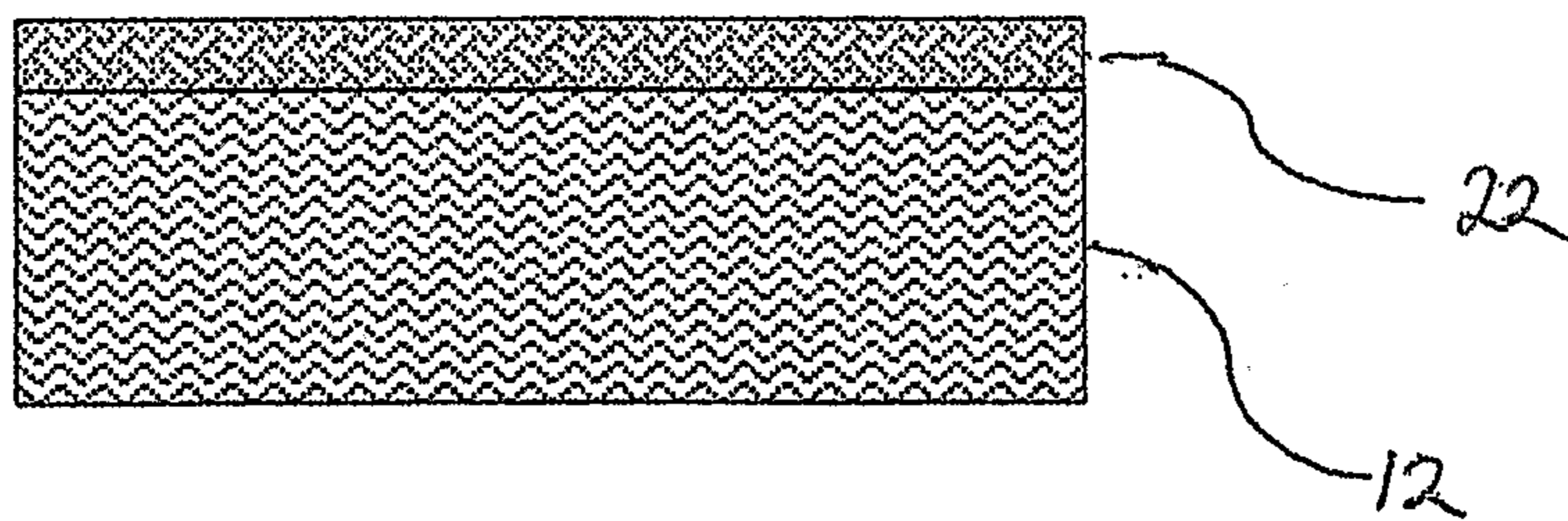


FIG. 6

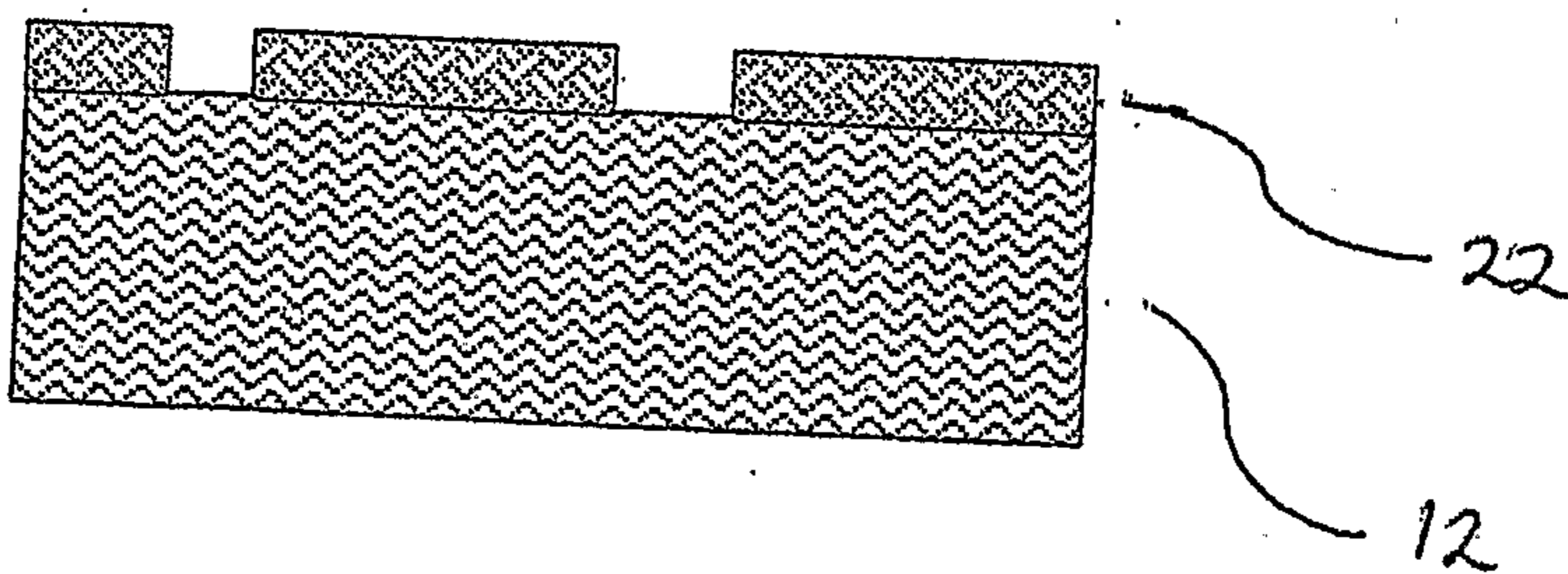


FIG. 7

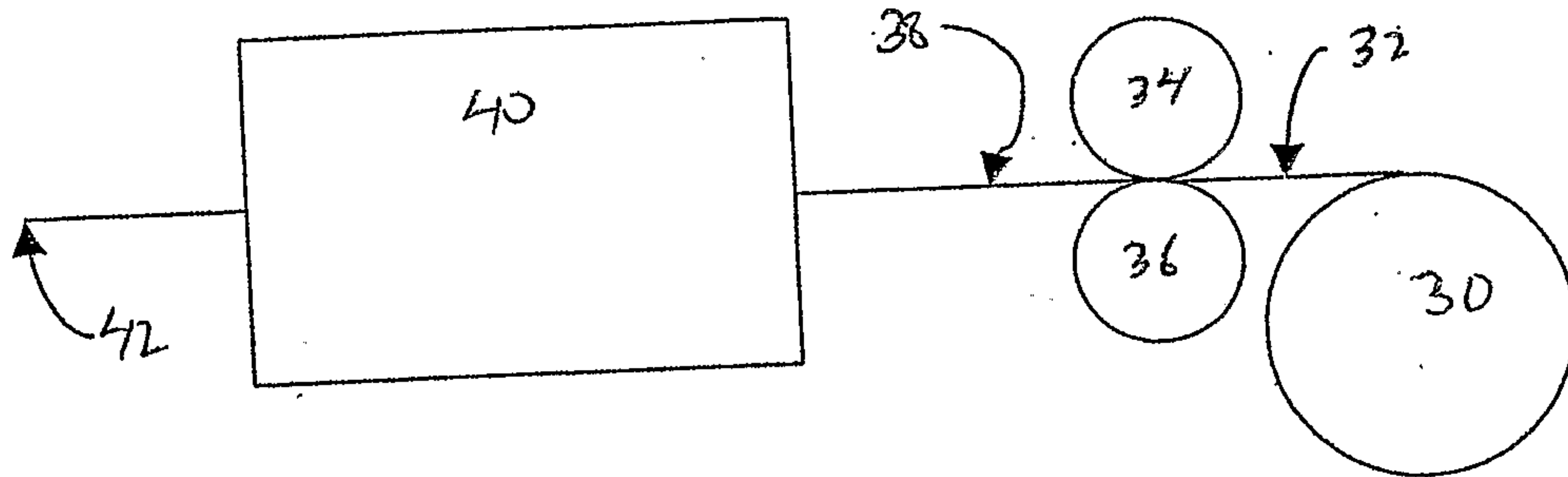


FIG. 8

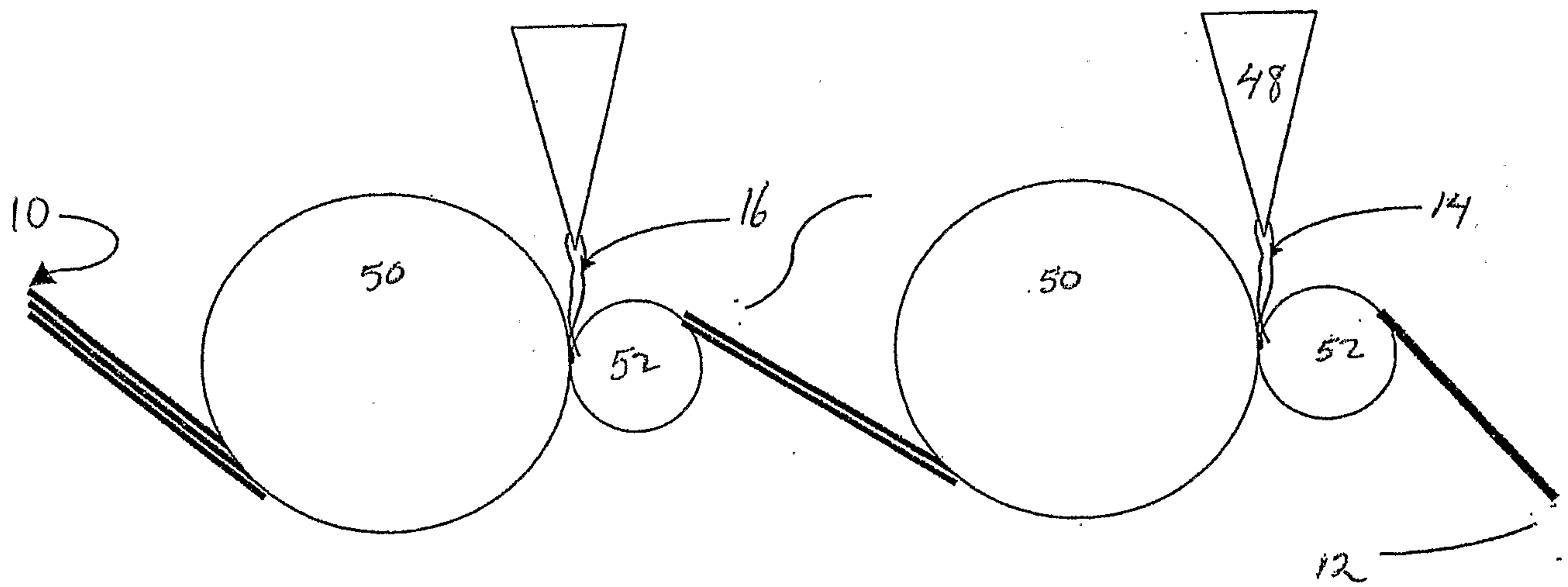
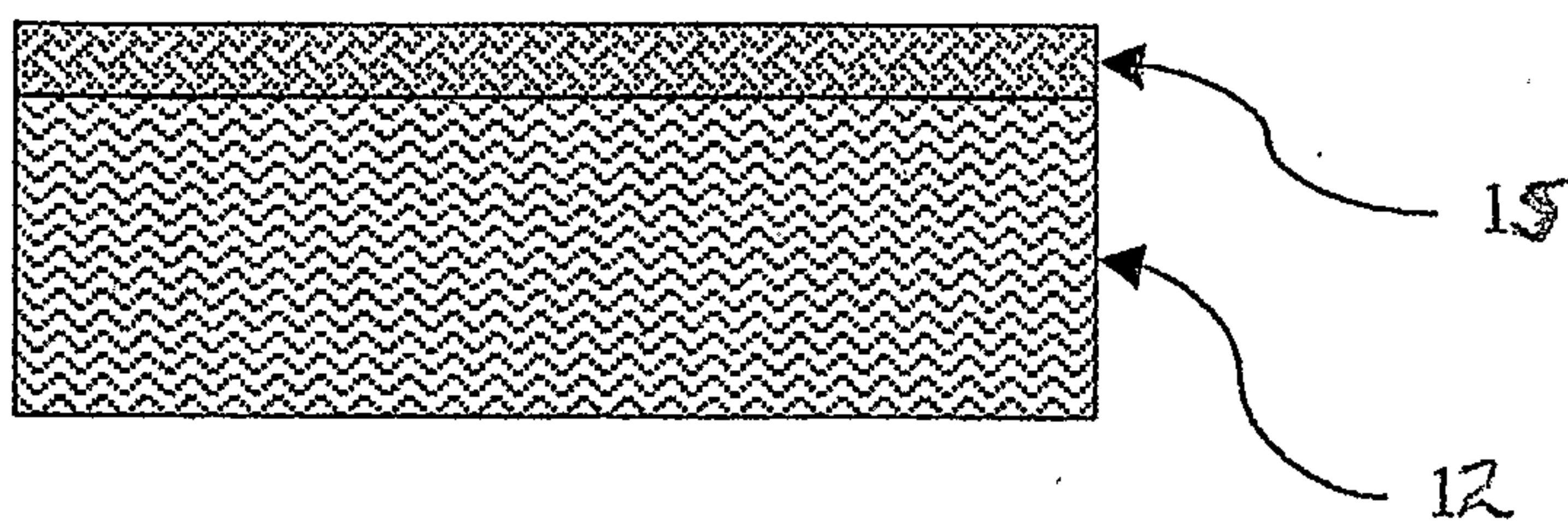


FIG. 9



10
↓

16

14

12

