



- (51) International Patent Classification:
C07D 223/16 (2006.01) *A61P 9/00* (2006.01)
A61K 31/55 (2006.01)
- (21) International Application Number:
PCT/EP2012/068615
- (22) International Filing Date:
21 September 2012 (21.09.2012)
- (25) Filing Language: English
- (26) Publication Language: English
- (30) Priority Data:
11382339.7 4 November 2011 (04.11.2011) EP
- (71) Applicant: **URQUIMA, S. A.** [ES/ES]; Poligon Industrial Riera de Caldes, Avgda. Camí Reial, 51-57, E-08184 Palau-solità i Plegamans (Barcelona) (ES).
- (72) Inventors: **PROHENS LOPEZ, Rafel**; Collsabadell, 17 - Bajos 4^a, E-08450 Llinars del Vallès (Barcelona) (ES). **PUIGJANER VALLET, Cristina**; Loreto, 44 - 5^o 2^a, E-08029 Barcelona (ES). **BARBAS CAÑERO, Rafael**; Avenida. Anselm de Riu, 76 - Entresuelo 1^a, E-08924 Santa Coloma de Gramenet (Barcelona) (ES). **DEL RÍO PERICACHO, José Luis**; C/ Vilanova i la Gertrú, 10 - 1^o 4^a, E-08225 Terrasa (Barcelona) (ES). **MARTÍ VIA, Josep**; C/ Torrent del Remei, 5 - 4^o 4^a, E-08023 Barcelona (ES).

(74) Agent: **PONS ARIÑO, Ángel**; Glorieta de Rubén Darío, 4, E-28010 Madrid (ES).

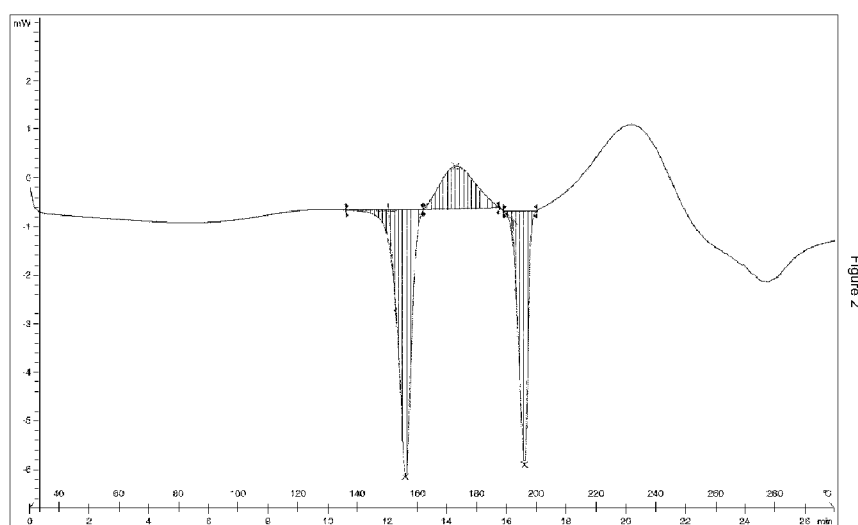
(81) Designated States (unless otherwise indicated, for every kind of national protection available): AE, AG, AL, AM, AO, AT, AU, AZ, BA, BB, BG, BH, BN, BR, BW, BY, BZ, CA, CH, CL, CN, CO, CR, CU, CZ, DE, DK, DM, DO, DZ, EC, EE, EG, ES, FI, GB, GD, GE, GH, GM, GT, HN, HR, HU, ID, IL, IN, IS, JP, KE, KG, KM, KN, KP, KR, KZ, LA, LC, LK, LR, LS, LT, LU, LY, MA, MD, ME, MG, MK, MN, MW, MX, MY, MZ, NA, NG, NI, NO, NZ, OM, PA, PE, PG, PH, PL, PT, QA, RO, RS, RU, RW, SC, SD, SE, SG, SK, SL, SM, ST, SV, SY, TH, TJ, TM, TN, TR, TT, TZ, UA, UG, US, UZ, VC, VN, ZA, ZM, ZW.

(84) Designated States (unless otherwise indicated, for every kind of regional protection available): ARIPO (BW, GH, GM, KE, LR, LS, MW, MZ, NA, RW, SD, SL, SZ, TZ, UG, ZM, ZW), Eurasian (AM, AZ, BY, KG, KZ, RU, TJ, TM), European (AL, AT, BE, BG, CH, CY, CZ, DE, DK, EE, ES, FI, FR, GB, GR, HR, HU, IE, IS, IT, LT, LU, LV, MC, MK, MT, NL, NO, PL, PT, RO, RS, SE, SI, SK, SM, TR), OAPI (BF, BJ, CF, CG, CI, CM, GA, GN, GQ, GW, ML, MR, NE, SN, TD, TG).

Published:

— with international search report (Art. 21(3))

(54) Title: IVABRADINE HYDROCHLORIDE FORM IV



(57) Abstract: Ivabradine hydrochloride Form IV, its pharmaceutical composition, process for its preparation, and its use as therapeutically active ingredient.

IVABRADINE HYDROCHLORIDE FORM IV

FIELD OF THE INVENTION

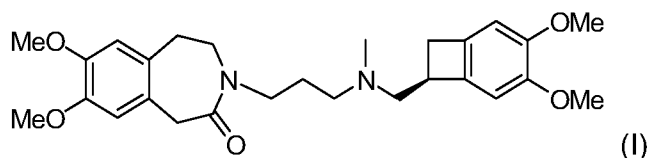
- 5 The present invention relates to ivabradine hydrochloride Form IV, a process for its preparation, its use as therapeutically active ingredient, and pharmaceutical compositions containing it.

BACKGROUND OF THE INVENTION

10

Ivabradine, (+)-3-[3-[N-[4,5-Dimethoxybenzocyclobutan-1(S)-ylmethyl]-N-methylamino]propyl]-7,8-dimethoxy-2,3,4,5-tetrahydro-1H-3-benzazepin-2-one, is represented by the structural formula (I):

15



20

Ivabradine, and addition salts thereof with a pharmaceutically acceptable acid, and more especially its hydrochloride, have very valuable pharmacological and therapeutic properties, especially bradycardic properties, making those compounds useful in the treatment or prevention of various clinical situations of myocardial ischaemia such as angina pectoris, myocardial infarct and associated rhythm disturbances, and also in various pathologies involving rhythm disturbances, especially supraventricular rhythm disturbances, and in heart failure.

25

Ivabradine is currently marketed with trade name Corlentor® and Procolaran® for treatment of chronic stable angina pectoris in coronary artery disease patients with normal sinus rhythm.

30

The preparation and the therapeutic use of ivabradine and addition salts thereof with a pharmaceutically acceptable acid, and more especially its hydrochloride, have been described in the European patent specification EP0534859.

EP0534859 describes a synthesis process for ivabradine and its hydrochloride salt. It is disclosed a product recrystallized in acetonitrile with its melting point Mp: 135-140 °C.

- 5 EP1589005 discloses the crystalline Form α of ivabradine hydrochloride, characterized by PXRD, and a process for its preparation.

EP1695965 discloses the crystalline Form β , a tetrahydrate form of ivabradine hydrochloride, characterized by PXRD, and a process for its preparation.

10

EP1695710 discloses the crystalline Form β d of ivabradine hydrochloride, characterized by PXRD, and a process for its preparation.

- 15 EP1707562 discloses the crystalline Form γ , a monohydrate form of ivabradine hydrochloride, characterized by PXRD, and a process for its preparation.

EP1695709 discloses the crystalline Form γ d of ivabradine hydrochloride, characterized by PXRD, and a process for its preparation.

- 20 EP1775288 discloses the crystalline Form δ , a hydrated form of ivabradine hydrochloride, characterized by PXRD, and a process for its preparation.

EP1775287 discloses the crystalline Form δ d of ivabradine hydrochloride, characterized by PXRD, and a process for its preparation.

25

WO2008/125006 discloses a crystalline form of ivabradine hydrochloride, characterized by PXRD, and a process for its preparation.

- 30 CN101768117 discloses a crystalline form of ivabradine hydrochloride, characterized by PXRD, and a process for its preparation.

CN101805289 discloses the crystalline Form ω of ivabradine hydrochloride, characterized by PXRD, and a process for its preparation.

WO2011/098582 discloses three crystalline forms of ivabradine hydrochloride, characterized by PXRD, and a process for its preparation.

5 WO2008/146308, CN101463008, CN101597261 and CN102050784 disclose amorphous form of ivabradine hydrochloride and a process for its preparation.

The polymorphic behaviour of drugs can be of crucial importance in pharmacy and pharmacology. Polymorphism is the ability of a substance to crystallize in different crystal modifications, each of them having the same chemical structure but different arrangements or conformations of the molecules in the crystal lattice. The differences in physical properties exhibited by polymorphs affect pharmaceutical parameters such as storage stability, compressibility and density (important in formulation and product manufacturing), and dissolution rates (an important factor in determining bio-availability). Differences in stability can result from changes in chemical reactivity or mechanical changes or both. For example, a dosage form originating from one polymorph might discolor more rapidly when compound to another from a different polymorph. Or tablets might crumble on storage as a kinetically favoured polymorph spontaneously converts into a thermodynamically more stable polymorphic form. As a result of solubility/dissolution differences, in the extreme case, some polymorphic transitions may result in lack of potency or, at the other extreme, toxicity. In addition, the physical properties of the crystal may be important in processing: for example, one polymorph might be more likely to form solvates or might be difficult to filter and wash free of impurities.

25 The most important solid state property of a pharmaceutical substance is its rate of dissolution in aqueous fluid. The rate of dissolution of an active ingredient in a patient's gastric fluid may have therapeutic consequences as it imposes an upper limit on the rate at which an orally-administered active ingredient reaches the blood stream. The solid state polymorphic form of a compound may also affect its behaviour on compaction and its storage stability.

35 These practical physical characteristics are influenced by the conformation and orientation of molecules in the unit cell, which defines a particular polymorphic form of a substance. The polymorphic form may give rise to thermal behaviour different from that of the amorphous material (or) another polymorphic form.

The discovery of new polymorphic forms of a pharmaceutically useful compound provides a new opportunity to improve the performance characteristics of a pharmaceutical product. It enlarges the repertoire of materials that a formulation scientist has for designing, for example, a pharmaceutical dosage form of a drug with a targeted release profile or other desired characteristic.

Usually the most stable polymorphic form is preferred in a marketed formulation, because any other polymorphs are metastable and may therefore transform to the more stable form. Overlooking the most stable polymorph may cause failure of a marketed product due to phase transformation during storage. A late-appearing stable polymorph can have a great impact on development timelines. Although metastable forms may survive years if a considerable activation energy barrier has to be overcome in moving from the metastable state to the stable state, this activation-energy barrier may be reduced by moisture, catalysts, impurities, excipients or temperature and the transformation into the stable form occurs spontaneously. Seeds of the stable form may also accelerate transformations. Therefore using a thermodynamically unstable modification in the production of tablets is sometimes the reason why unwanted changes take place in such formulations after a time of storage. Therefore, there is a need for a thermodynamically stable polymorphic form of ivabradine hydrochloride and methods of its preparation.

A method described by Halebian and McCrone can be used to determine the most stable polymorph at room temperature. This method utilizes the fact that the most stable polymorph will also be the less soluble at a given temperature and pressure. If crystals of both polymorphs are present in a saturated solution, the most stable form will grow at the expense of the less stable one. This method is called the solution phase transformation or solvent mediated transformation.

Therefore, there is a demand for alternative pure and crystalline forms of ivabradine hydrochloride which would be suitable for use in the pharmaceutical industry and, in particular, allow easy production of ivabradine preparations in solid form meeting strict pharmaceutical standards, such as tablets, capsules, chewable tablets, powders, etc. for oral administration.

To prepare pharmaceutical compositions containing ivabradine hydrochloride Form IV for administration to mammals in accordance with exacting health registration

requirements of the U.S. and international health registration authorities, e.g. the FDA's Good Manufacturing Practices ("GMP") requirements, there is a need to produce ivabradine hydrochloride Form IV in as pure a form as possible, especially a form having constant physical properties.

5

SUMMARY OF THE INVENTION

The applicants have now discovered that the drug substance ivabradine hydrochloride exists in a thermodynamically stable polymorphic form under certain experimental conditions of isolation or purification (ivabradine hydrochloride Form IV). This crystalline form is stable and easy to handle. The improved physical characteristics of said stable crystalline form compared with the ivabradine hydrochloride described in the art, involve enhanced manufacturing capabilities and the provision of a compound suitable for use in the preparation of pharmaceutical formulations.

15

The applicants have discovered that ivabradine hydrochloride exists as a less thermodynamically stable polymorph or a mixture of polymorphs. Such a mixture could lead to production of a ivabradine hydrochloride Form IV product which would exist as a variable mixture of variable composition (i.e., variable percent amounts of polymorphs) having variable physical properties, a situation unacceptable in view of stringent GMP requirements.

20

The applicants surprisingly and unexpectedly have obtained a novel thermodynamically stable and pure crystalline form of ivabradine hydrochloride (ivabradine hydrochloride Form IV), having constant physical properties.

25

Ivabradine hydrochloride Form IV of the present invention is obtained with high yields and elevated richness. Furthermore, the drying conditions used do not affect in the stability of the process, its preparation process is consistently reproducible and robust, and, therefore, easily industrializable. In addition, solvents used during process of obtainment, such as toluene, can be removed without observing changes in the resulting crystalline form (Form IV) or other properties.

30

Moreover, the applicants have discovered that ivabradine hydrochloride Form IV shows a suitable dissolution profile. The ivabradine hydrochloride Form IV is particularly suitable to obtain immediate release tablets. These tablets can be prepared by known

35

and conventional processes, including direct compression, dry granulation and/or wet granulation. The wet granulation process is performed using organic solvents, acetone or alcohols (such as ethanol, methanol and isopropylalcohol), or the combination thereof.

5

Furthermore, these tablets can be coated by different conventional excipients. The commonly used coating agents are derivatives of cellulose such as hydroxypropylmethylcellulose (HPMC) and hydroxypropylcellulose (HPC), derivatives of Poly(methyl methacrylate) (PMMA) such as Eudragit®, Polyvinyl alcohol (PVA) and
10 derivatives of Polyvinyl alcohol.

Thus, one aspect of the present invention relates to ivabradine hydrochloride Form IV.

15

In another embodiment, the invention relates to ivabradine hydrochloride Form IV as defined above, with a powder X-ray diffraction comprising the following 2 theta (± 0.2) peaks: 8.74, 15.55, 17.17, 19.89, and 24.29, wherein the X-ray diffraction is measured using a CuK α radiation.

20

In another embodiment, the invention relates to ivabradine hydrochloride Form IV as defined above, with a powder X-ray diffraction comprising the following 2 theta (± 0.2) peaks: 8.11, 8.74, 15.55, 17.17, 19.18, 19.89, 21.82, 22.49, 24.29 and 24.53, wherein the X-ray diffraction is measured using a CuK α radiation.

25

In another embodiment, the invention relates to ivabradine hydrochloride Form IV as defined above, with a powder X-ray diffraction essentially as depicted in Figure 1.

30

In another embodiment, the invention relates to ivabradine hydrochloride Form IV as defined above, having a Differential Scanning Calorimetry thermogram which shows one endothermic peak from 153 °C to 157 °C.

35

In another embodiment, the invention relates to ivabradine hydrochloride Form IV as defined above, having a Differential Scanning Calorimetry thermogram essentially as depicted in Figure 2.

In another embodiment, the invention relates to ivabradine hydrochloride Form IV as defined above, with an average particle size from 0.1 to 600 μm , preferably from 10 to

100 μm , determined by laser diffraction using Malvern Mastersizer 2000 laser diffraction instrument.

Another aspect of the present invention relates to ivabradine hydrochloric Form, which
5 is essentially the crystalline form disclosed above.

Another aspect of the present invention relates to a process for preparing ivabradine hydrochloride Form IV as defined above, which comprises the step of:

a) slurrying ivabradine hydrochloride in a solvent system, wherein the solvent system
10 comprises toluene, ethanol, acetone, methyl ethyl ketone, methyl isobutyl ketone, ethyl acetate, isopropyl acetate and mixtures thereof.

In another embodiment, the invention relates to the process as defined above, wherein the solvent system comprises at least two solvents.
15

In another embodiment, the invention relates to the process as defined above, wherein the solvent system comprises toluene and a second solvent selected from ethanol, acetone and ethyl acetate.

20 In another embodiment, the invention relates to the process as defined above, wherein the temperature of step (a) is lower than 60 °C, preferably between 10 °C and 60 °C, preferably is lower than 40 °C, more preferably from 10 °C to 30 °C and even more preferably from 20 °C to 25 °C.

25 In another embodiment, the invention relates to the process as defined above, wherein the reaction time for performing step (a) is less than 48 h, preferably is less than 24 h.

In another embodiment, the invention relates to the process as defined above, wherein the proportion in step (a) of liter of the solvent system versus kilogram of ivabradine
30 hydrochloride Form IV is from 5 to 50, preferably from 8 to 12.

In another embodiment, the invention relates to the process as defined above, wherein the solvent system in step (a) is essentially toluene.

35 In another embodiment, the invention relates to the process as defined above, further comprising after performing step (a), the step of:

b) isolating the ivabradine hydrochloride Form IV.

In another embodiment, the invention relates to the process as defined above, further comprising after performing step b, the step of:

5 c) drying the isolated ivabradine hydrochloride Form IV under vacuum pressure, preferably at a pressure from 25 mm Hg to, but not including, 760 mm Hg, and more preferably from 50 mm Hg to 200 mm Hg, and at a temperature between 45 °C and 70 °C.

10 Another aspect of the present invention relates to a process for preparing ivabradine hydrochloride Form IV as defined above, comprising the steps of:

a) slurring ivabradine hydrochloride in a solvent system, wherein the solvent system comprises toluene, ethanol, acetone, methyl ethyl ketone, methyl isobutyl ketone, ethyl acetate, isopropyl acetate and mixtures thereof;

15 b) isolating the ivabradine hydrochloride Form IV, and

c) drying the isolated ivabradine hydrochloride Form IV under vacuum pressure, preferably at a pressure from 25 mm Hg to, but not including, 760 mm Hg, and more preferably from 50 mm Hg to 200 mm Hg, and at a temperature between 45 °C and 70 °C.

20

Another aspect of the present invention relates to a process for preparing ivabradine hydrochloride Form IV as defined above, comprising the steps of:

i) stirring a solution of ivabradine free base in a solvent system, wherein the solvent system comprises toluene, ethanol, acetone, methyl ethyl ketone, methyl isobutyl ketone, ethyl acetate, isopropyl acetate and mixtures thereof;

25

ii) maintaining the solution at a temperature lower than 60°C, preferably between 10°C and 60 °C, more preferably lower than 40 °C; and more preferably between 10 °C and 40 °C.

iii) adding a solution of hydrochloric acid to obtain ivabradine hydrochloride;

30

iv) seeding with the ivabradine hydrochloride Form IV;

v) isolating the ivabradine hydrochloride Form IV; and

vi) drying the isolated ivabradine hydrochloride Form IV under vacuum pressure, preferably at a pressure from 25 mm Hg to, but not including, 760 mm Hg, and more preferably from 50 mm Hg to 200 mm Hg, and at a temperature between 45 °C and 70

35

°C.

In another embodiment, the invention relates to the process as defined above, wherein the solvent system of step (i), is toluene.

5 In another embodiment, the invention relates to the process as defined above, wherein the solution of chlorhydric acid of step (iii), is a hydrochloric acid solution in ethanol.

Another aspect of the present invention relates to a process for preparing ivabradine hydrochloride Form IV as defined above, comprising the steps of:

- 10 i') stirring a solution of ivabradine free base in a solvent system, wherein the solvent system comprises toluene, ethanol, acetone, methyl ethyl ketone, methyl isobutyl ketone, ethyl acetate, isopropyl acetate and mixtures thereof;
- ii') maintaining the solution at a temperature lower than 60°C, preferably between 10°C and 60 °C, more preferably lower than 40 °C; and more preferably between 10 °C and 40 °C.
- 15 iii') seeding with the ivabradine hydrochloride Form IV;
- iv') adding a solution of hydrochloric acid to obtain ivabradine hydrochloride;
- v') isolating the ivabradine hydrochloride Form IV; and
- vi') drying the isolated ivabradine hydrochloride Form IV under vacuum pressure, preferably at a pressure from 25 mm Hg to, but not including, 760 mm Hg, and more preferably from 50 mm Hg to 200 mm Hg, and at a temperature between 45 °C and 70 °C.
- 20

In another embodiment, the invention relates to the process as defined above, wherein the solvent system of step (i'), is toluene.

25

In another embodiment, the invention relates to the process as defined above, wherein the solution of chlorhydric acid of step (iv'), is a hydrochloric acid solution in ethanol.

30 Another aspect of the present invention relates to a pharmaceutical composition comprising ivabradine hydrochloride Form IV as defined above, and at least a pharmaceutically acceptable excipient.

In another embodiment, the invention relates to the pharmaceutical composition as defined above, for oral administration.

35

In another embodiment, the invention relates to the pharmaceutical composition as defined above, in the form of tablets.

5 In another embodiment, the invention relates to the pharmaceutical composition as defined above, in the form of film-coated tablets.

In another embodiment, the invention relates to the coating agents, preferably these agents are derivatives of cellulose, more preferably hydroxypropylmethylcellulose (HPMC) and hydroxypropylcellulose (HPC), derivatives of Poly(methyl methacrylate) (PMMA), more preferably Eudragit®, Polyvinyl alcohol (PVA) and derivatives of Polyvinyl alcohol.

15 In another embodiment, the invention relates to the pharmaceutical composition as defined above that contains 5 to 9 mg of ivabradine hydrochloride Form IV.

In another embodiment, the invention relates to a film-coated tablet contains about 5 mg ivabradine as free base (equivalent to 5.390 mg ivabradine hydrochloride Form IV).

20 In another embodiment, the invention relates to a film-coated tablet contains about 7.5 mg ivabradine as free base (equivalent to 8.085 mg ivabradine hydrochloride Form IV).

Another aspect of the present invention relates to a process for the manufacture of the pharmaceutical composition as defined above, characterized in that direct compression, dry granulation and/or wet granulation techniques are used.

25 Another aspect of the present invention relates to a wet granulation process characterized in that said process comprises using organic solvents, preferably acetone or alcohols (such as ethanol, methanol and isopropylalcohol) or the combination thereof.

30 Another aspect of the present invention relates to ivabradine hydrochloride Form IV as defined above or the pharmaceutical composition as defined above, for use in therapy.

35 Another aspect of the present invention relates to ivabradine hydrochloride Form IV as defined above or the pharmaceutical composition as defined above, for use in the treatment of bradycardics, myocardial ischaemia, supraventricular rhythm

disturbances, chronic stable angina pectoris in coronary artery disease adults with normal sinus rhythm, myocardial infarct, heart failure and associated rhythm disturbances.

- 5 In the above definitions, the term “under vacuum” refers to conditions where the air (gas) pressure surrounding the substrate has been reduced below atmospheric pressure. Preferably under vacuum refers to a pressure from 25 mm Hg to 760 mm Hg (with the proviso that 760 mm Hg is not included), and more preferably from 50 mm Hg to 200 mm Hg.

10

DETAILED DESCRIPTION OF THE INVENTION

- One embodiment of the invention encompasses a thermodynamically stable polymorphic form of ivabradine hydrochloride. This Form may be characterized by X-ray diffraction diagram, measured with a Copper X-ray source, exhibiting characteristic peaks, degrees 2 theta, at about:

15

Angle [°2theta]	Relative Intensity [%]
8.11	11.59
8.74	9.73
15.55	100.00
17.17	85.38
19.18	78.06
19.89	54.44
21.82	54.91
22.49	64.80
24.29	53.84
24.53	56.00

- and additionally, by one endothermic peak about 155 °C as measured by differential scanning calorimetry (DSC).

20

The invention also encompasses a process for preparing the claimed crystalline form of ivabradine hydrochloride which comprises the step of slurrying ivabradine

hydrochloride in a slurry solvent selected from toluene, ethanol, acetone, methyl ethyl ketone, methyl isobutyl ketone, ethyl acetate, isopropyl acetate and mixtures thereof. Toluene is a preferred slurry solvent and can be used alone or with a second solvent selected from ethanol, acetone and ethyl acetate.

5

The present invention also discloses a process for preparing the claimed crystalline form of ivabradine hydrochloride which further comprises the step of drying the isolated ivabradine hydrochloride after the slurrying step at a pressure less than 760 mm Hg and the temperature is about 65 °C.

10

Processes for preparing the claimed crystalline form of ivabradine hydrochloride disclosed in the present invention, optionally can include the step of seeding with the novel crystalline form of ivabradine hydrochloride disclosed in the present invention.

15

Differential scanning calorimetry (DSC) analyses were carried out by means of a Mettler-Toledo DSC-822e calorimeter. Experimental conditions: aluminium crucibles of 40 µL volume, atmosphere of dry nitrogen with 50 mL/min flow rate, heating rate of 10 °C/min. The calorimeter was calibrated with indium of 99.99% purity. Instrument could result in a different thermogram. The present invention is characterized by the thermogram values set forth herein obtained using this DSC Instrument as well as the equivalent thermogram values obtained using other types of DSC instruments.

20

Thermal Gravimetric Analyses (TGA) were performed on a Mettler-Toledo TGA-851e thermobalance. Experimental conditions: alumina crucibles of 70 mL volume, atmosphere of dry nitrogen with 50 mL/min flow rate, heating rate of 10 °C/min.

25

Ivabradine hydrochloride Form IV PXRD analyses: The powder samples were sandwiched between polyester films of 20 micrometers of thickness and analysed in a PANalytical X'Pert PRO MPD θ/θ powder diffractometer of 240 millimetres of radius, in a configuration of convergent beam with a focalizing mirror and a flat sample transmission geometry, in the following experimental conditions: Cu K α radiation ($\lambda = 1.5418 \text{ \AA}$); Work power: 45 kV and 40 mA; Incident beam slits defining a beam height of 0.4 millimetres; Incident and diffracted beam 0.02 radians Soller slits; PIXcel detector: Active length = 3.347 \AA ; $2\theta/\theta$ scans from 2 to 40 ° 2θ with a step size of 0.026 ° 2θ and a measuring time of 75 seconds per step.

30

35

The term "about" when used in the context of the present invention refers to $\pm 10\%$ of the specified amount. For the purpose of this invention, for X-ray diffraction patterns, depending on the calibration, sample or instrumentation, peaks at 2θ can shift up to ± 0.2 degrees (error). In one embodiment, all peaks in X-ray diffraction pattern shift up to $+0.2$ degrees, or up to -0.2 degrees. An X-ray diffraction pattern or peaks within that error is considered the same or substantially similar.

Fourier Transform Infrared - Attenuated Total Reflectance (FT-IR-ATR) spectra were registered on a Perkin Elmer Spectrum One/100 FT-IR spectrometer with universal attenuated total reflectance (ATR) sampling accessory (SPECTRUM100 with UATR1BOUNCE). Sample is placed on the ATR plate and the measure is carried out in the $650\text{--}4000\text{ cm}^{-1}$ range. The term "IR or IR spectrum/ spectra" when used in the context refers to spectra registered in the conditions mentioned above.

The term "MiBK" when used in the context of the present invention refers to methyl isobutyl ketone.

The term "MEK" when used in the context of the present invention refers to methyl ethyl ketone.

For the purposes of the invention, any ranges given include both the lower and the upper end-points of the range.

The following drawings and examples illustrate the scope of the invention.

BRIEF DESCRIPTION OF THE DRAWINGS

Figure 1: shows a x-ray diffractogram for the novel crystalline form of ivabradine hydrochloride.

Figure 2: shows a DSC thermogram for the novel crystalline form of ivabradine hydrochloride.

Figure 3: shows an IR for the novel crystalline form of ivabradine hydrochloride.

Figure 4: shows a TGA analysis for the novel crystalline form of ivabradine hydrochloride.

EXAMPLES

Preparative example 1.

Crystalline ivabradine hydrochloride.

- 5 Crystalline ivabradine hydrochloride was obtained according to the process described in the patent EP0534859.

Preparative example 2.

Form α of ivabradine hydrochloride.

- 10 Form α ivabradine hydrochloride was obtained according to the process described in the patent EP1589005.

Preparative example 3.

Form δ of ivabradine hydrochloride.

- 15 Form δ was obtained according to the process described in the patent EP1956005.

Preparative example 4.

Form δd of ivabradine hydrochloride.

Form δd was obtained according to the process described in the patent EP1775287.

20

Preparative example 5.

Ivabradine.

Ivabradine was obtained according to the process described in the patent EP0534859.

25

Example 1.

Form IV of ivabradine hydrochloride.

- 15.0 g of crystalline ivabradine hydrochloride of preparative Example 1 with a Karl Fisher value of 1.6% were slurried with 750 ml of toluene at a temperature of 20-25 °C for 4 days. The solid product was isolated and dried under vacuum at a temperature of 45 °C. The crystalline product obtained was characterized by PXRD confirming its structure (HPLC Purity: 99.8%, Yield: 86%).
- 30

Examples 2-7.

- 35 Form IV of ivabradine hydrochloride.

Examples 2 to 7 were carried out according to the process described in Example 1. In all cases the obtention of Form IV was confirmed by PXRD.

Example	ivabradine HCl (g)	Solvent (mL)	Yield (%)
2	0.5	toluene/acetone(10:1) (25)	91
3	0.5	toluene/ethyl acetate (10:1) (25)	87
4	0.5	ethyl acetate/ethanol (9:1) (5)	70
5	0.5	isopropyl acetate (25)	96
6	0.5	toluene (5)	88
7	0.5	toluene/ethanol (9:1) (5)	64

5 Example 8.

Form IV of ivabradine hydrochloride.

15.0 g of ivabradine hydrochloride were slurried with 750 ml of toluene at T: 20-25 °C for 1 day. The solid product was isolated and dried under vacuum at a temperature of 45 °C. The crystalline product obtained was characterized by PXRD confirming its structure (Yield: 85%).

Example 9.

Form IV of ivabradine hydrochloride.

0.5 g of ivabradine hydrochloride were stirred with 25 ml of ethyl acetate at a temperature of 20-25 °C. After seeding with the product obtained in the Example 1 the suspension was slurried for 4 days. The solid product was isolated and dried under vacuum at a temperature of 45 °C. The crystalline product obtained was characterized by PXRD confirming its structure (Yield: 88%).

20 Examples 10-20.

Form IV of ivabradine hydrochloride.

Ivabradine HCl, prepared according to its preparative example, was suspended in the solvent at room temperature. The suspension was slurried at a temperature of 20-25 °C. The solid was filtered, dried under vacuum and analysed by PXRD.

Example	Polymorph	Weight (mg)	Solvent (mL)	Slurry (days)	Result PXRD
10	Form α	10.0	MiBK (1.5)	3	Form IV
11	Form α	10.5	MiBK (1.5)	2	Form IV
12	Form α	10.6	toluene (1.5)	2	Form IV
13	Form $\alpha + \delta d$	10.5	MEK (1.5)	2	Form IV
14	Form δ	21.5	heptane (1.0)	4	Form IV
15	Form δ	20.6	MiBK (1.0)	4	Form IV
16	Form δ	20.0	toluene (1.0)	4	Form IV
17	Form δ	20.4	ethanol/ethyl acetate (1:9) (1.0)	4	Form IV
18	Form δ	20.5	ethanol/n-pentane (1:9) (1.0)	4	Form IV
19	Form δd	20.1	toluene (1.0)	4	Form IV
20	Form $\delta + \delta d$	20.2	toluene (1.0)	4	Form IV

Example 21.

Form IV of ivabradine hydrochloride.

11.2 mg of ivabradine HCl Form α and 10.0 mg of the Form IV prepared according to Example 1 were suspended in MiBK at room temperature. The suspension was slurried for 3 days at a temperature of 20-25 °C. The solid was filtered, dried under vacuum. Analysis by PXRD confirmed that the crystalline ivabradine hydrochloride isolated was in its new crystalline form.

10 Examples 22-24.

Form IV of ivabradine hydrochloride.

Examples 22 to 24 were carried out according to the process described in Example 21.

In all cases the obtention of the novel crystalline form was confirmed by PXRD.

Example	Form α (mg)	Form IV (mg)	Solvent (mL)	Slurry (days)	Result PXRD
22	10.6	10.5	MiBK (1.5)	2	Form IV
23	10.0	10.6	toluene (1.5)	2	Form IV
24	11.0	10.5	MEK (1.5)	2	Form IV

Example 25.

Form IV of ivabradine hydrochloride.

A solution which comprised 6.9 g of ivabradine in 90mL of toluene was stirred maintaining the temperature below about 40 °C. 16 ml of a chlorhydric acid solution in
5 ethanol 1.75M were added. The solution was seeded with the product obtained in the Example 1. Crystal growth was promoted by stirring for 20 hours maintaining the temperature below about 40 °C. The solid product obtained was isolated and dried under vacuum at a temperature of 65 °C.

The crystalline product obtained was characterized by PXRD confirming its structure
10 (HPLC Purity: 99.17%, Yield: 68%).

Example 26.

Tablets of Form IV of ivabradine hydrochloride.

Tablets of ivabradine hydrochloride Form IV were prepared using the ingredients listed
15 in the following Table.

Components	%
Ivabradine hydrochloride	5.39
Maize starch	15.00
Maltodextrin	5.00
Silica colloidal anhydrous	1.00
Monohydrate lactose	73.11
Magnesium stearate	0.50

All the components, with the exception of magnesium stearate and silica colloidal anhydrous, were mixed. Finally, silica colloidal anhydrous and magnesium stearate
20 were added and mixed. The blend was compressed in an excentric tableting machine. The absence of any transformation of the crystalline Form IV of ivabradine hydrochloride was confirmed.

Example 27.

25 Film-coated tablets of Form IV of ivabradine hydrochloride.

Tablets were made with the indicated proportions of the ingredients mention in the following Table.

Components	%
------------	---

Ivabradine hydrochloride	5.39
Maize starch	10.00
Maltodextrin	10.00
Silica colloidal anhydrous	1.00
Monohydrate lactose	72.61
Magnesium stearate	1.00
Ethanol anhydrous*	---
Coating excipient	3.00

* Ethanol evaporates during the drying process

All the components with the exception of magnesium stearate and silica colloidal anhydrous were mixed and granulated using ethanol as a granulating solvent. Then a wet calibration of the granules was performed. The obtained granules were dried followed by a dry calibration of the granules. Thereafter, silica colloidal anhydrous and magnesium stearate were added and mixed. The lubricated granulate was compressed in an eccentric tableting machine.

Finally, tablets were coated using conventional coating agents until a weight increase of approximately 3%.

The absence of any transformation of the crystalline Form IV of ivabradine hydrochloride was confirmed.

CLAIMS

1. Ivabradine hydrochloride Form IV.

5 2. Ivabradine hydrochloride Form IV according to claim 1, with a powder X-ray diffraction comprising the following 2 theta (± 0.2) peaks: 8.74, 15.55, 17.17, 19.89, and 24.29, wherein the X-ray diffraction is measured using a CuK α radiation.

10 3. Ivabradine hydrochloride Form IV according to claim 1, with a powder X-ray diffraction comprising the following 2 theta (± 0.2) peaks: 8.11, 8.74, 15.55, 17.17, 19.18, 19.89, 21.82, 22.49, 24.29 and 24.53, wherein the X-ray diffraction is measured using a CuK α radiation.

15 4. Ivabradine hydrochloride Form IV according to claim 1, with a powder X-ray diffraction essentially as depicted in Figure 1.

5. Ivabradine hydrochloride Form IV according to any of claims 1 to 4, having a Differential Scanning Calorimetry thermogram which shows one endothermic peak from 153 °C to 157 °C.

20 6. Ivabradine hydrochloride Form IV according to any of claims 1 to 5, having a Differential Scanning Calorimetry thermogram essentially as depicted in Figure 2.

25 7. A process for preparing ivabradine hydrochloride Form IV according to any of claims 1 to 6, which comprises the step of:

a) slurring ivabradine hydrochloride in a solvent system, wherein the solvent system comprises toluene, ethanol, acetone, methyl ethyl ketone, methyl isobutyl ketone, ethyl acetate, isopropyl acetate and mixtures thereof.

30 8. The process according to claim 7, wherein the solvent system of step (a) comprises at least two solvents.

9. The process according to claim 7, wherein the solvent system of step (a) comprises toluene and a second solvent selected from ethanol, acetone and ethyl acetate.

35 10. The process according to claim 7, wherein the solvent system of step (a) is toluene.

11. The process according to claim 7, wherein the temperature of step (a) is lower than 60 °C, preferably between 10 °C and 60 °C.

5 12. The process according to claim 11, wherein the temperature of step (a) is between 10 and 30 °C.

13. The process according to claim 12, wherein the temperature of step (a) is between 20 and 25 °C.

10

14. The process according to claim 7, wherein the reaction time for performing step (a) is less than 48 h.

15 15. The process according to claim 14, wherein the reaction time for performing step (a) is less than 24 h.

16. The process according to any of claims 7 to 15, wherein the proportion in step (a) of liter of the solvent system versus kilogram of ivabradine hydrochloride Form IV is from 5 to 50.

20

17. The process according to claim 16, wherein the proportion in step (a) of litre of the solvent system versus kilogram of ivabradine hydrochloride Form IV is from 8 to 12.

18. The process according to any of claims 7 to 17, further comprising the step of:

25 b) isolation of ivabradine hydrochloride Form IV

19. The process according to claim 18, further comprising the step of:

c) drying the isolated ivabradine hydrochloride Form IV under vacuum pressure and at a temperature between 45 °C and 70 °C.

30

20. A process for preparing ivabradine hydrochloride Form IV according to any of claims 7 to 19 comprising the steps of:

i) stirring a solution of ivabradine free base in a solvent system, wherein the solvent system comprises toluene, ethanol, acetone, methyl ethyl ketone, methyl isobutyl ketone, ethyl acetate, isopropyl acetate and mixtures thereof;

35

- ii) maintaining the solution at a temperature lower than 60 °C, preferably between 10°C and 60 °C, more preferably lower than 40 °C and more preferably between 10 °C and 40 °C;
 - iii) adding a solution of hydrochloric acid to obtain ivabradine hydrochloride;
 - 5 iv) seeding with the ivabradine hydrochloride Form IV;
 - v) isolating the ivabradine hydrochloride Form IV and
 - vi) drying the isolated ivabradine hydrochloride Form IV under vacuum pressure and at a temperature between 45 °C and 70 °C.
- 10 21. A process for preparing ivabradine hydrochloride Form IV according to any of claims 7 to 19, comprising the steps of:
- i') stirring a solution of ivabradine free base in a solvent system, wherein the solvent system comprises toluene, ethanol, acetone, methyl ethyl ketone, methyl isobutyl ketone, ethyl acetate, isopropyl acetate and mixtures thereof;
 - 15 ii') maintaining the solution at a temperature lower than 60 °C, preferably between 10°C and 60 °C, more preferably lower than 40 °C and more preferably between 10 °C and 40 °C;
 - iii') seeding with the ivabradine hydrochloride Form IV;
 - iv') adding a solution of hydrochloric acid to obtain ivabradine hydrochloride;
 - 20 v') isolating the ivabradine hydrochloride Form IV; and
 - vi') drying the isolated ivabradine hydrochloride Form IV under vacuum pressure and at a temperature between 45 °C and 70 °C.
22. A pharmaceutical composition comprising ivabradine hydrochloride Form IV
- 25 according to any of claims 1 to 6, and at least a pharmaceutically acceptable excipient.
23. The pharmaceutical composition according to claim 22 for oral administration.
24. The pharmaceutical composition according to any of claims 22 or 23, wherein the
- 30 said composition is in the form of a tablet.
25. The pharmaceutical composition according to any of claims 22 to 24, wherein the said composition is in the form of a film-coated tablet.

26. The pharmaceutical composition according to claim 25, wherein the coating agent is selected from derivatives of cellulose, derivatives of Poly(methylmethacrylate), Polyvinyl alcohol and derivatives of Polyvinyl alcohol.

5 27. The pharmaceutical composition according to claim 26, wherein the coating agent is hydroxypropylmethylcellulose and hydroxypropylcellulose.

28. The pharmaceutical composition according to any of claims 22 to 27, wherein said composition contains from about 5 to about 9 mg of ivabradine hydrochloride Form IV.

10

29. The composition according to claim 28 wherein said composition contains about 5.390 mg ivabradine hydrochloride Form IV.

15

30. The composition according to claim 28 wherein said composition contains about 8.085 mg ivabradine hydrochloride Form IV.

31. A process for the manufacture of the composition according to any of claims 22 to 30, characterized in that said process comprises using direct compression, dry granulation and/or wet granulation techniques.

20

32. The process, according to claim 31, characterized in that the wet granulation process comprises using organic solvents, preferably acetone, alcohols or the combination thereof.

25

33. Ivabradine hydrochloride Form IV according to any of claims 1 to 6 or the pharmaceutical composition according to claims 22 to 28, for use in therapy.

30

34. Ivabradine hydrochloride Form IV according to claims 1 to 6 or the pharmaceutical composition according to claims 22 to 28, for use in the treatment of bradycardics, myocardial ischaemia, supraventricular rhythm disturbances, chronic stable angina pectoris in coronary artery disease adults with normal sinus rhythm, myocardial infarct, heart failure and associated rhythm disturbances.

1/4

Figure 1

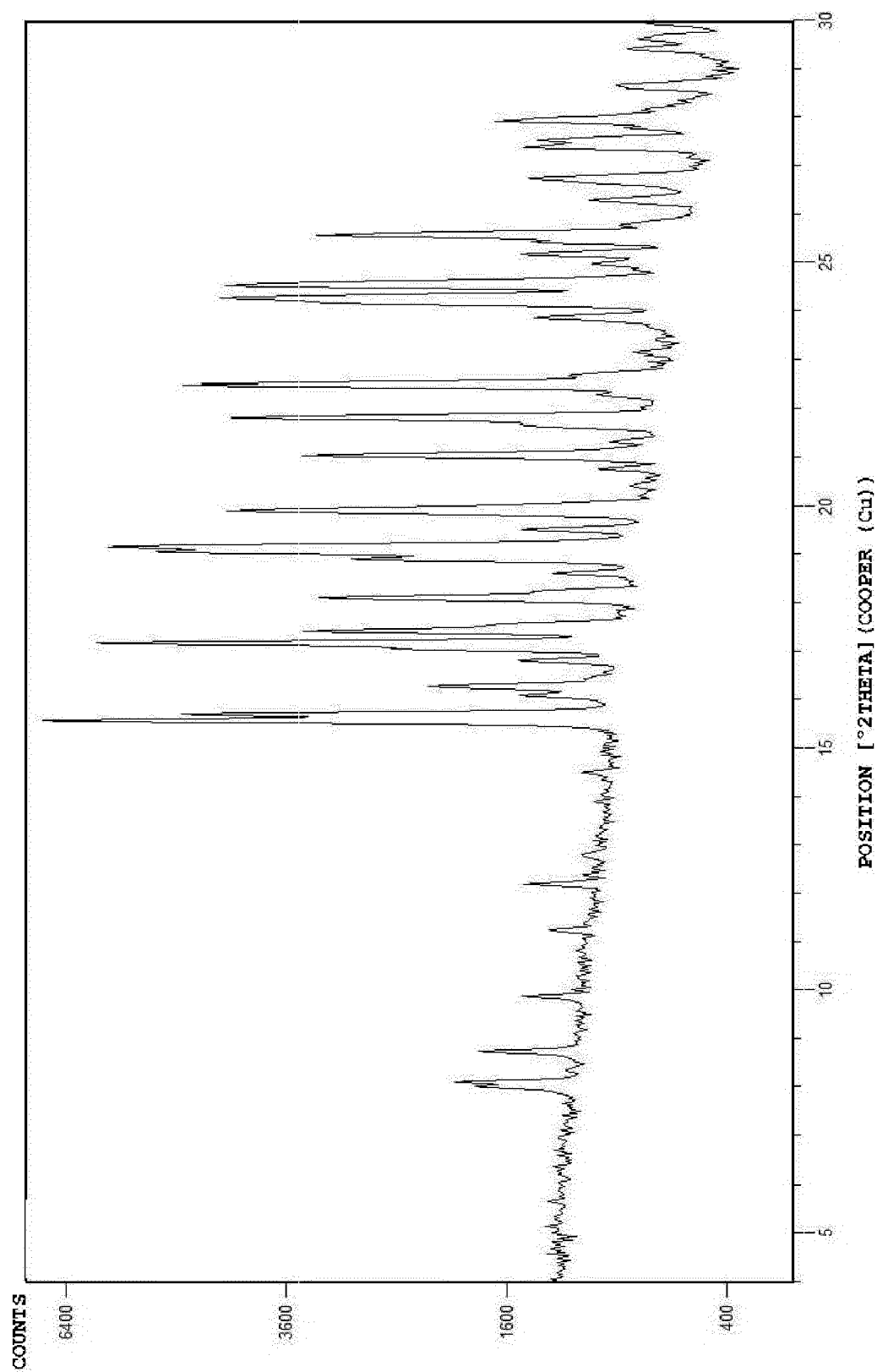
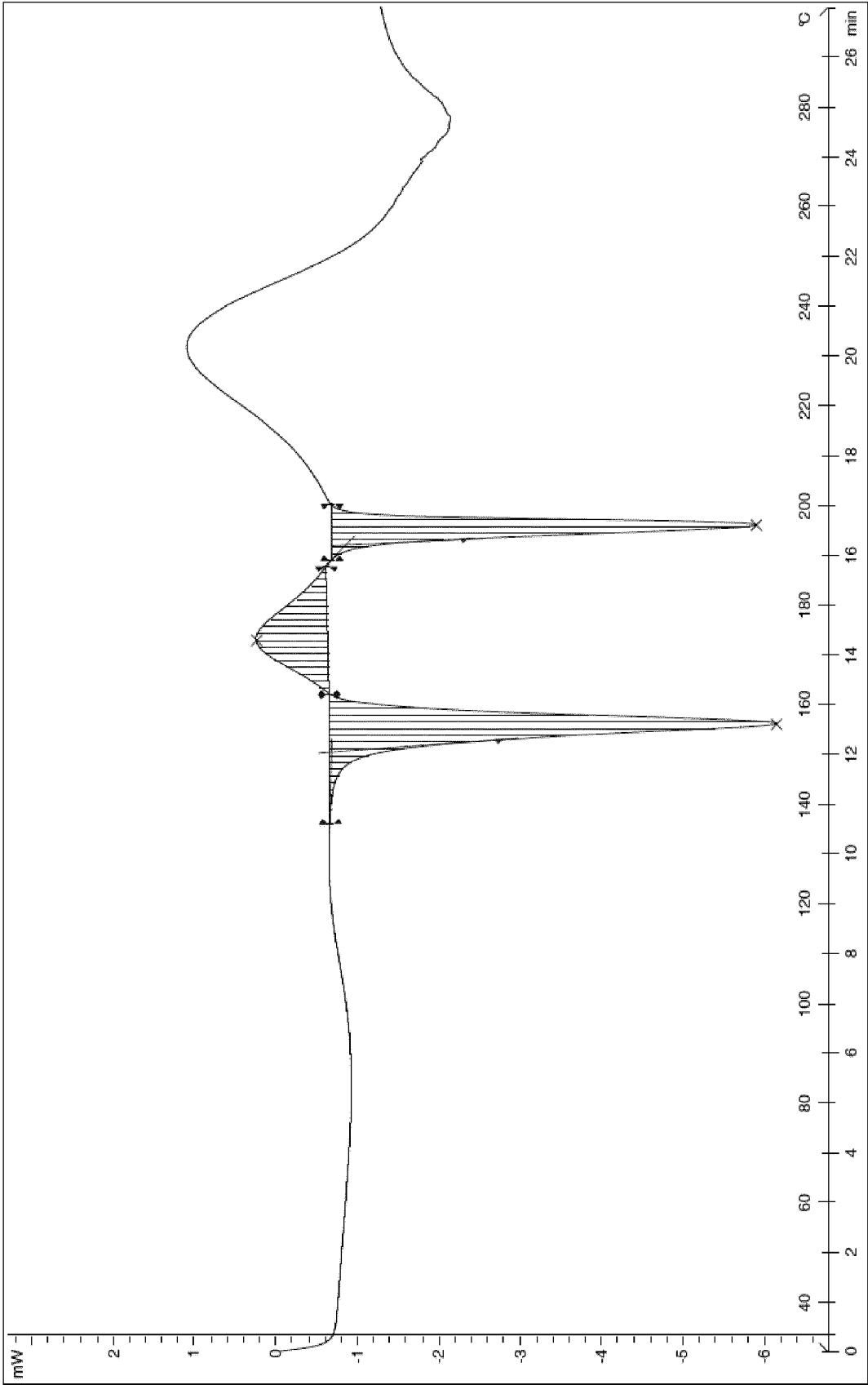


Figure 2



3/4

Figure 3

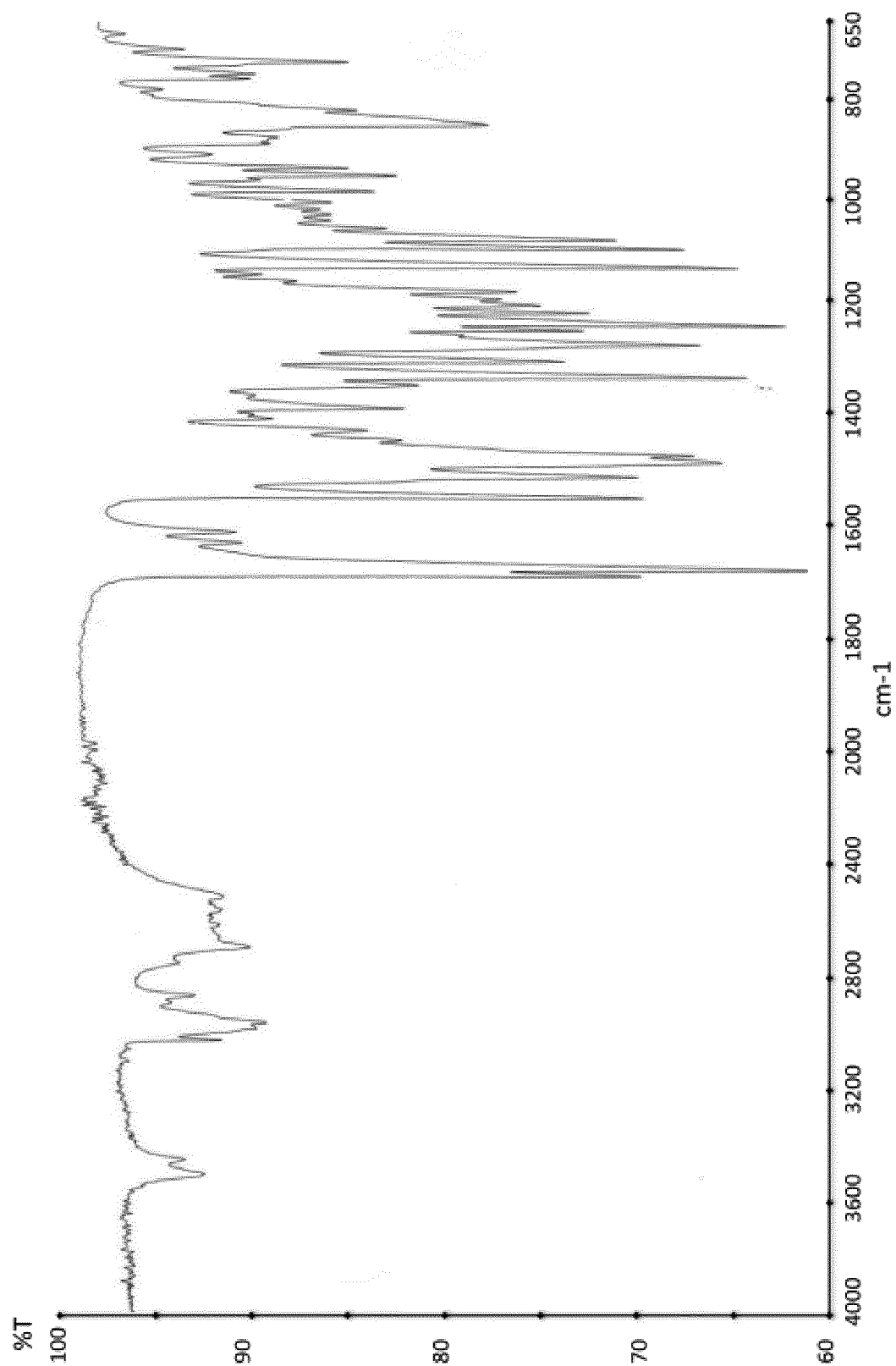
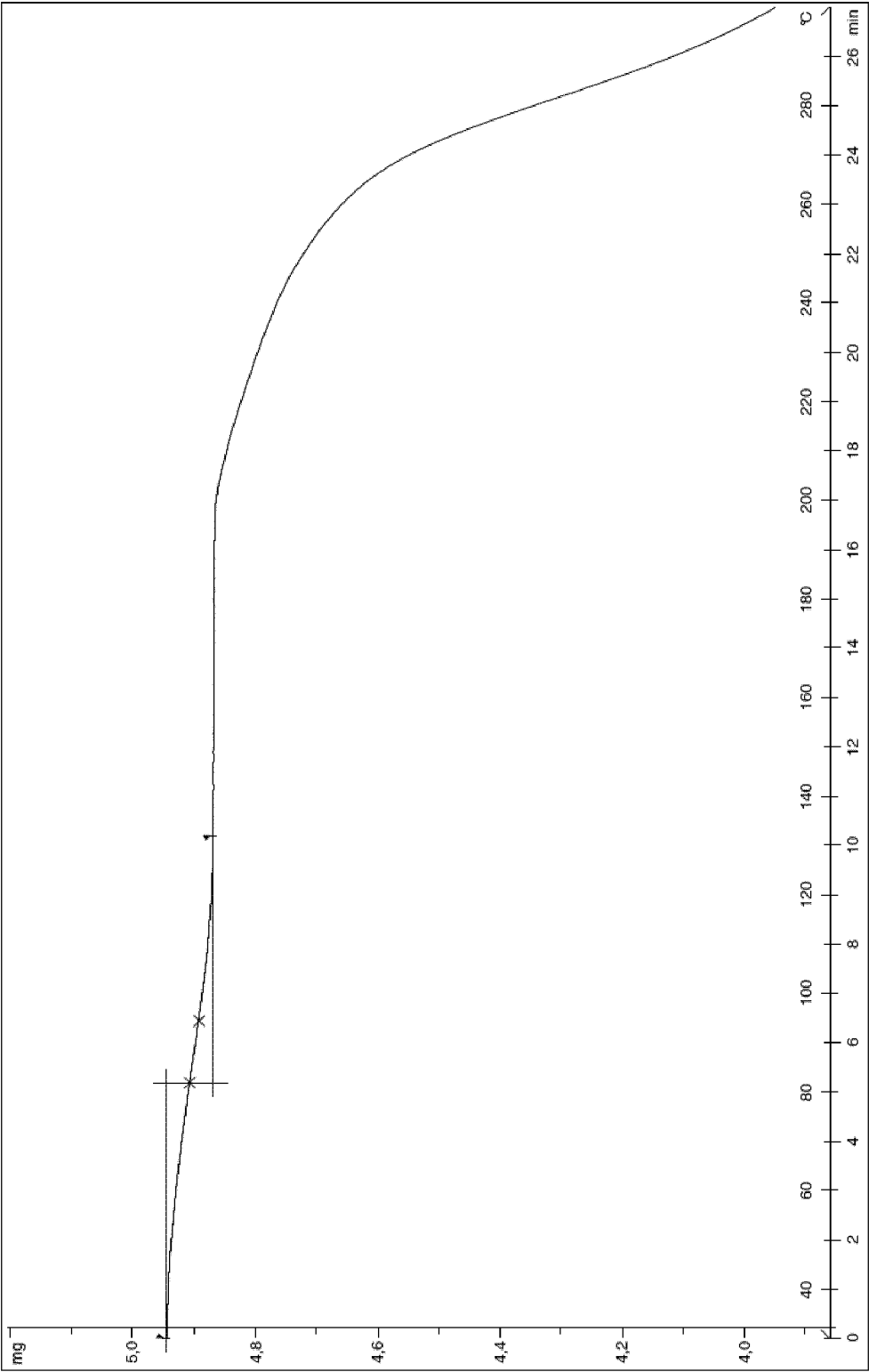


Figure 4



INTERNATIONAL SEARCH REPORT

International application No
PCT/EP2012/068615

A. CLASSIFICATION OF SUBJECT MATTER

INV. C07D223/16 A61K31/55 A61P9/00
ADD.

According to International Patent Classification (IPC) or to both national classification and IPC

B. FIELDS SEARCHED

Minimum documentation searched (classification system followed by classification symbols)

C07D A61K A61P

Documentation searched other than minimum documentation to the extent that such documents are included in the fields searched

Electronic data base consulted during the international search (name of data base and, where practicable, search terms used)

EPO-Internal, CHEM ABS Data, WPI Data

C. DOCUMENTS CONSIDERED TO BE RELEVANT

Category*	Citation of document, with indication, where appropriate, of the relevant passages	Relevant to claim No.
X	WO 2008/125006 A1 (UTOPHARM SHANGHAI CO LTD [CN]; CHANGZHOU NO 4 PHARMACEUTICAL [CN]; LUO) 23 October 2008 (2008-10-23) abstract, examples; page 10 - page 11	1-34
A	BRITAIN ET AL: "Polymorphism in Pharmaceutical Solids passage", POLYMORPHISM IN PHARMACEUTICAL SOLIDS, XX, XX, 1 January 1999 (1999-01-01), pages 235-238, XP002278123, page 236	1-34



Further documents are listed in the continuation of Box C.



See patent family annex.

* Special categories of cited documents :

"A" document defining the general state of the art which is not considered to be of particular relevance

"E" earlier application or patent but published on or after the international filing date

"L" document which may throw doubts on priority claim(s) or which is cited to establish the publication date of another citation or other special reason (as specified)

"O" document referring to an oral disclosure, use, exhibition or other means

"P" document published prior to the international filing date but later than the priority date claimed

"T" later document published after the international filing date or priority date and not in conflict with the application but cited to understand the principle or theory underlying the invention

"X" document of particular relevance; the claimed invention cannot be considered novel or cannot be considered to involve an inventive step when the document is taken alone

"Y" document of particular relevance; the claimed invention cannot be considered to involve an inventive step when the document is combined with one or more other such documents, such combination being obvious to a person skilled in the art

"&" document member of the same patent family

Date of the actual completion of the international search

12 October 2012

Date of mailing of the international search report

19/10/2012

Name and mailing address of the ISA/

European Patent Office, P.B. 5818 Patentlaan 2
NL - 2280 HV Rijswijk
Tel. (+31-70) 340-2040,
Fax: (+31-70) 340-3016

Authorized officer

Sáez Díaz, R

INTERNATIONAL SEARCH REPORT

International application No

PCT/EP2012/068615

C(Continuation). DOCUMENTS CONSIDERED TO BE RELEVANT		
Category*	Citation of document, with indication, where appropriate, of the relevant passages	Relevant to claim No.
A	<p>BRITAIN: "X-RAY DIFFRACTION III: PHARMACEUTICAL APPLICATIONS", SPECTROSCOPY, ELSEVIER, AMSTERDAM, NL, vol. 16, 1 January 2001 (2001-01-01), pages 142-150, XP009082169, ISSN: 0712-4813 page 144</p> <p>-----</p>	1-34

INTERNATIONAL SEARCH REPORT

Information on patent family members

International application No

PCT/EP2012/068615

Patent document cited in search report	Publication date	Patent family member(s)	Publication date
WO 2008125006	A1	23-10-2008	NONE
