



US00D652018S

(12) **United States Design Patent**
Weedon et al.

(10) **Patent No.:** **US D652,018 S**

(45) **Date of Patent:** **** Jan. 10, 2012**

(54) **NOTEBOOK SPEAKER**

(75) Inventors: **Mark Craig Weedon**, New Territories (HK); **Holger Hoehn**, Hong Kong (HK)

(73) Assignee: **Koninklijke Philips Electronics N.V.**, Eindhoven (NL)

(**) Term: **14 Years**

(21) Appl. No.: **29/378,820**

(22) Filed: **Nov. 10, 2010**

(30) **Foreign Application Priority Data**

May 12, 2010 (EM) 001797274

(51) **LOC (9) Cl.** **14-01**

(52) **U.S. Cl.** **D14/211; D14/215**

(58) **Field of Classification Search** D14/204,
D14/210-216, 172; 181/143-144, 147-148,
181/150-153, 157, 198-199; 381/300-303,
381/306, 332-333, 336, 345, 361-364, 386-388

See application file for complete search history.

(56) **References Cited**

U.S. PATENT DOCUMENTS

| | | | |
|--------------|---------|-----------------------|---------|
| D506,745 S * | 6/2005 | Sitoh | D14/214 |
| D506,746 S * | 6/2005 | Hioki | D14/215 |
| D507,559 S * | 7/2005 | Sitoh | D14/214 |
| D541,790 S * | 5/2007 | Yoon | D14/215 |
| D552,083 S * | 10/2007 | Reawsanguanwong | D14/214 |

* cited by examiner

Primary Examiner — Nanda Bondade

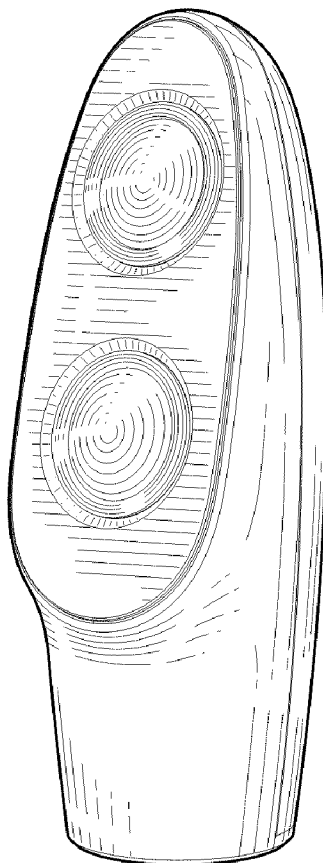
(57) **CLAIM**

The ornamental design for a notebook speaker, as shown and described.

DESCRIPTION

FIG. 1 is a perspective view showing my design; FIG. 2 is a front elevational view thereof; FIG. 3 is a rear elevational view thereof; FIG. 4 is a right side elevational view thereof; FIG. 5 is a left side elevational view thereof; FIG. 6 is a top plan view thereof; and, FIG. 7 is a bottom plan view thereof. The broken line showing on the drawing disclosure is for illustrative purposes only and forms no part of the claimed design.

1 Claim, 4 Drawing Sheets



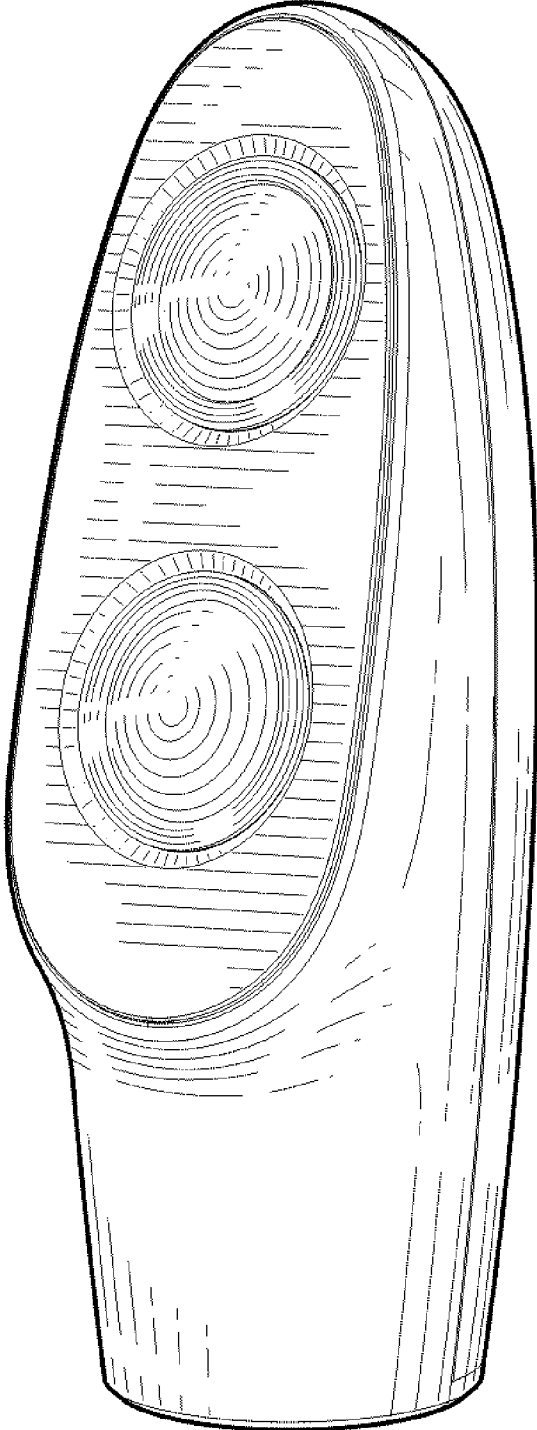


FIG. 1

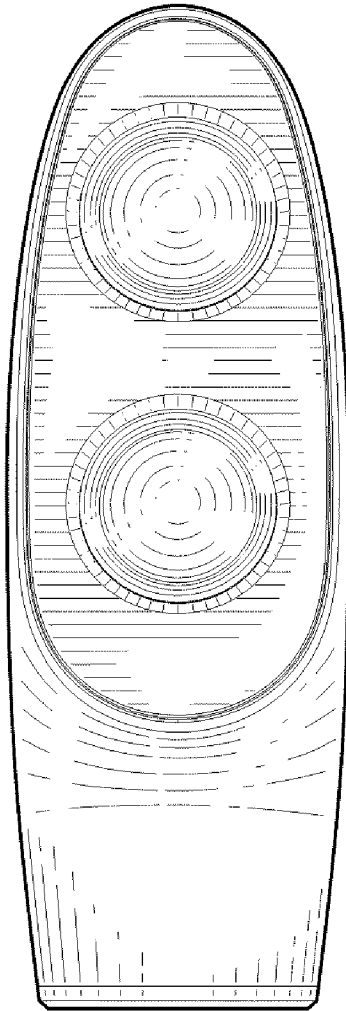


FIG. 2




FIG. 3

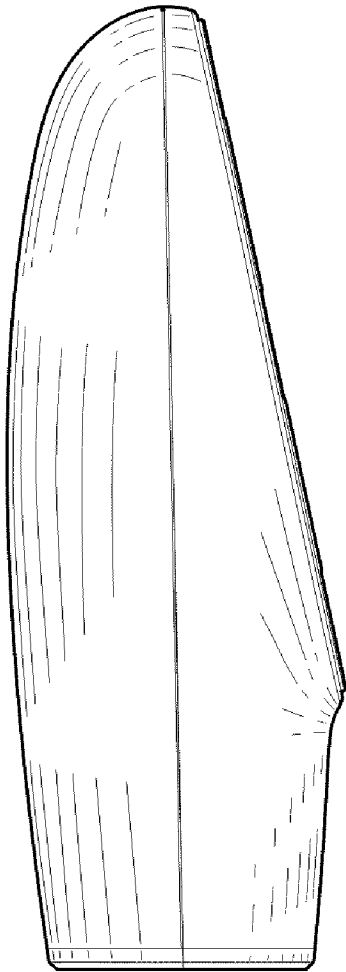


FIG. 4

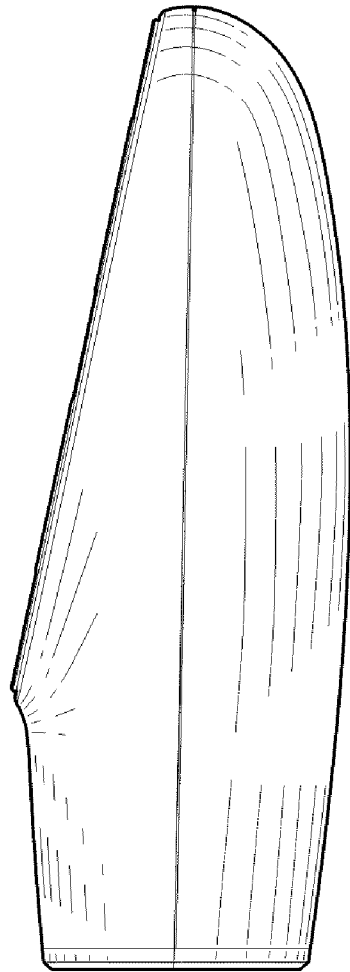


FIG. 5

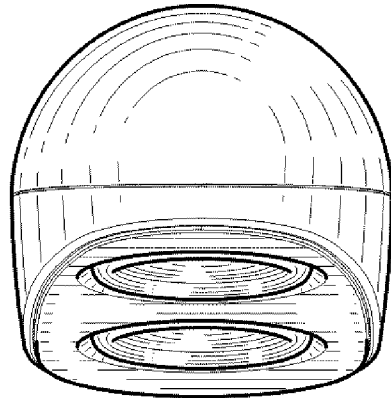


FIG. 6

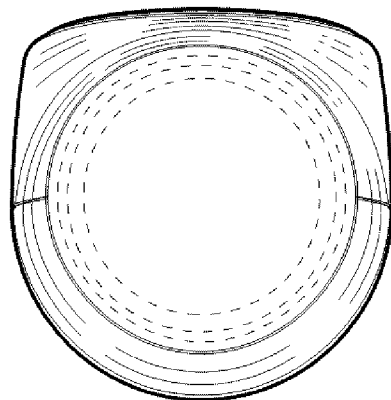


FIG. 7