



(12) **United States Design Patent**
Talbot et al.

(10) **Patent No.:** **US D689,075 S**
(45) **Date of Patent:** **** Sep. 3, 2013**

(54) **DISPLAY SCREEN WITH GRAPHICAL USER INTERFACE**

(75) Inventors: **Keri Talbot**, Seattle, WA (US); **Igor B. Peev**, Seattle, WA (US)

(73) Assignee: **Microsoft Corporation**, Redmond, WA (US)

(**) Term: **14 Years**

(21) Appl. No.: **29/424,478**

(22) Filed: **Jun. 13, 2012**

(51) **LOC (9) Cl.** **14-04**

(52) **U.S. Cl.**
USPC **D14/486**

(58) **Field of Classification Search**
USPC D14/485-495; D5/30, 41, 63, 65, D5/66; D19/5-8; D20/11; 345/440-442; 715/211, 215, 706, 719, 733, 763, 770, 773, 715/777, 779, 782, 783, 786, 792, 793, 809, 715/810, 835, 846, 867, 976, 977
See application file for complete search history.

(56) **References Cited**

U.S. PATENT DOCUMENTS

5,345,544	A	*	9/1994	Iwasaki et al.	345/440
5,812,128	A	*	9/1998	Sterling, IV	715/762
5,903,889	A	*	5/1999	de la Huerga et al.	1/1
5,966,139	A	*	10/1999	Anupam et al.	345/440
6,005,573	A	*	12/1999	Beyda et al.	715/784
D424,041	S	*	5/2000	Tambata	D14/488
7,015,899	B2	*	3/2006	Kim	345/169
7,100,120	B2	*	8/2006	Zimmerman et al.	715/777
D550,682	S	*	9/2007	Viegers et al.	D14/486
D586,359	S	*	2/2009	Makoski et al.	D14/486

D624,929	S	*	10/2010	Agnetta et al.	D14/487
D633,511	S	*	3/2011	Cameron et al.	D14/486
D647,534	S	*	10/2011	Doll	D14/486
8,161,373	B2	*	4/2012	Rapp	715/212
8,284,199	B2	*	10/2012	Minamide et al.	345/440
2002/0138512	A1	*	9/2002	Buresh et al.	707/507
2003/0156142	A1	*	8/2003	Nonaka et al.	345/838
2005/0091606	A1	*	4/2005	Sauer mann	715/788
2006/0036939	A1	*	2/2006	Hobbs et al.	715/503
2007/0211058	A1	*	9/2007	Iguchi	345/440
2009/0160861	A1	*	6/2009	Nakano	345/440
2010/0281350	A1	*	11/2010	Xie et al.	714/811
2011/0219292	A1	*	9/2011	Rapp	715/212

OTHER PUBLICATIONS

Screenshot of Microsoft Excel. Date released unknown, but prior to the filing of the present application.

* cited by examiner

Primary Examiner — Karen S Acker

(74) *Attorney, Agent, or Firm* — Banner & Witcoff, Ltd.

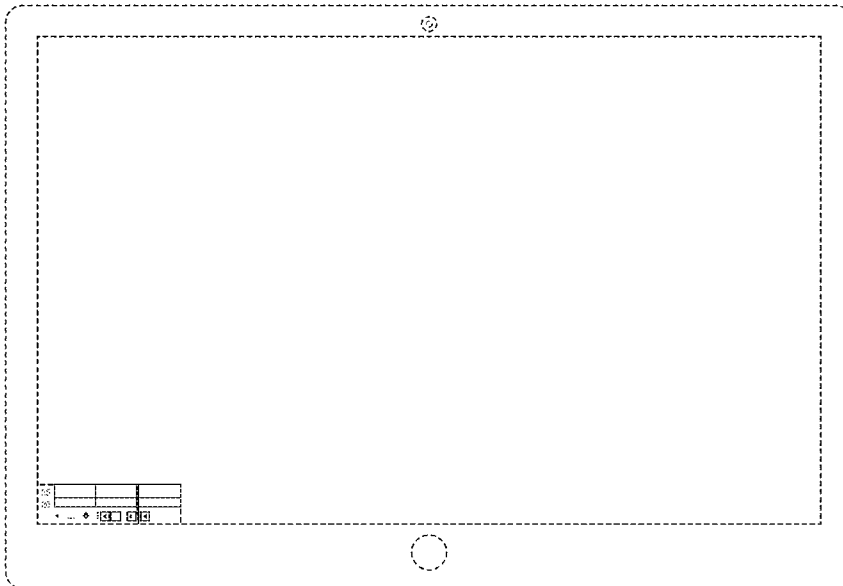
(57) **CLAIM**

The ornamental design for a display screen with graphical user interface, as shown and described.

DESCRIPTION

FIG. 1 is a front view of a display screen with graphical user interface showing our new design;
FIG. 2 is a front view of a display screen with graphical user interface of FIG. 1 with a region for enlargement; and,
FIG. 3 is an enlarged view of the region identified by FIG. 3. The broken line showing of the alphanumeric characters, the remainder of the graphical user interface, and display screen is for environmental purposes only and forms no part of the claimed design.

1 Claim, 3 Drawing Sheets



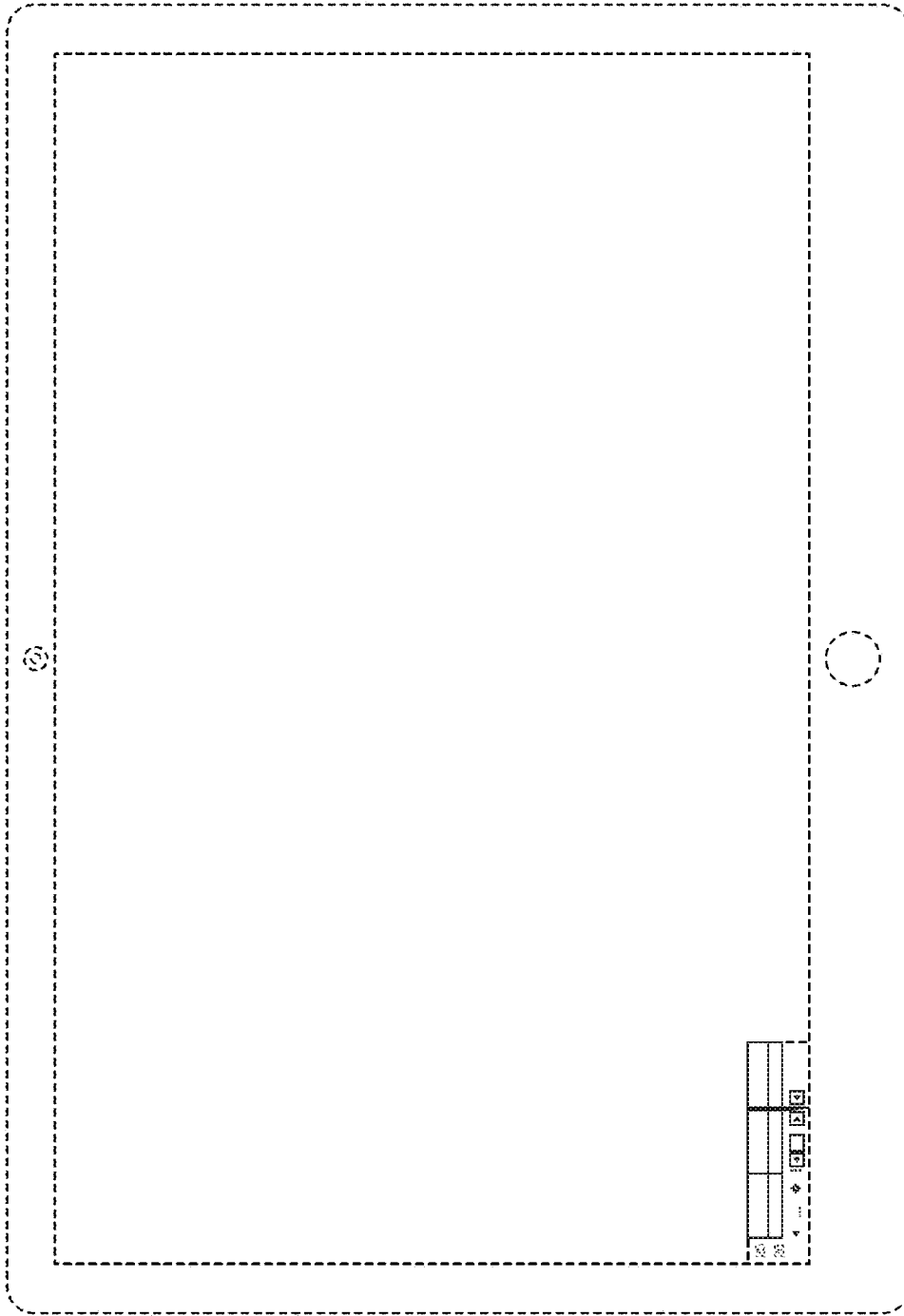


FIG. 1

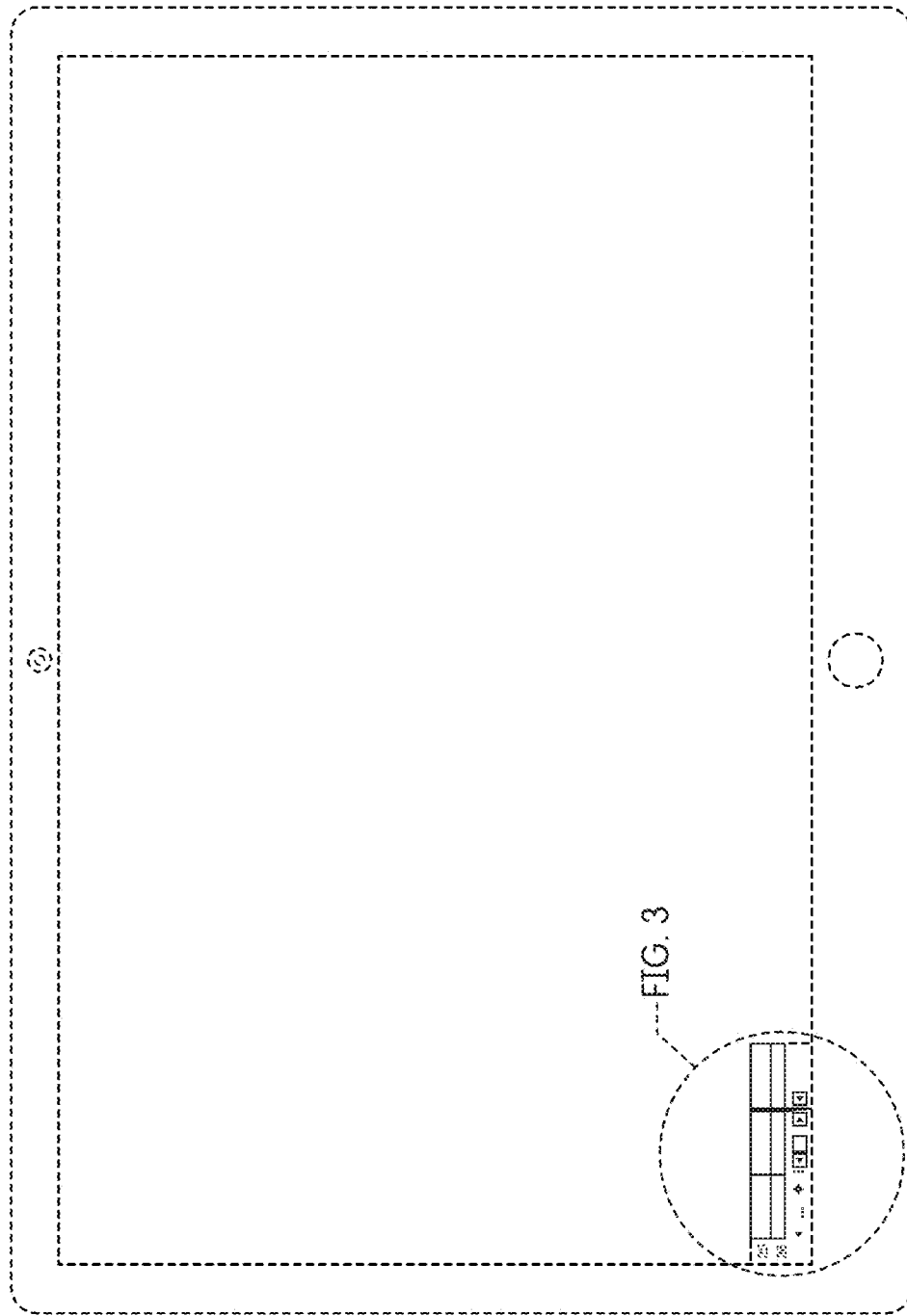


FIG. 2

FIG. 3

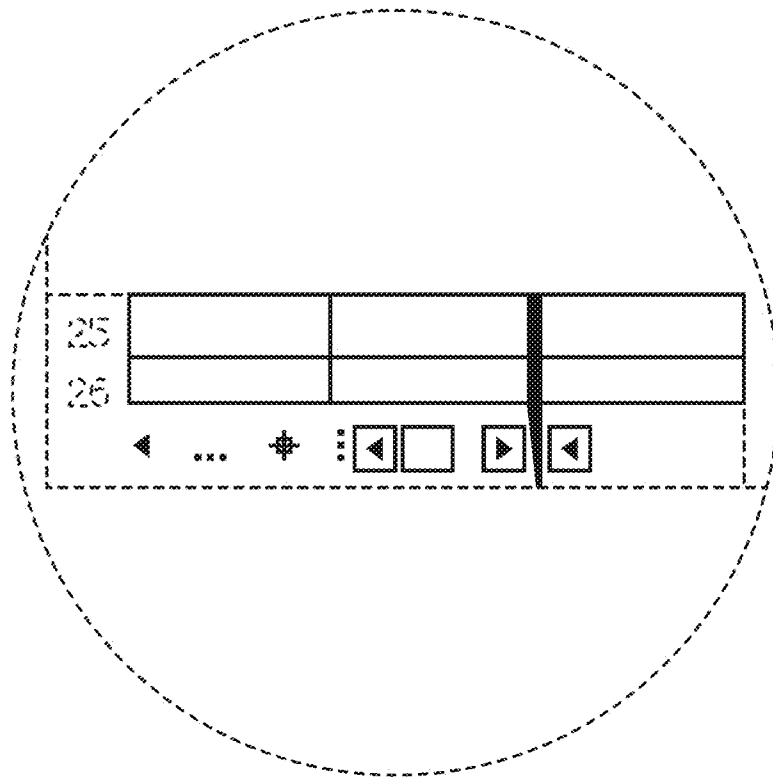


FIG. 3