



(22) Date de dépôt/Filing Date: 2008/12/05  
(41) Mise à la disp. pub./Open to Public Insp.: 2009/06/11  
(45) Date de délivrance/Issue Date: 2021/04/06  
(62) Demande originale/Original Application: 2 708 322  
(30) Priorité/Priority: 2007/12/05 (JP2007-315267)

(51) Cl.Int./Int.Cl. *C07K 14/415* (2006.01),  
*A01H 5/00* (2018.01), *C07K 19/00* (2006.01),  
*C07K 7/06* (2006.01), *C12N 15/29* (2006.01),  
*C12N 15/62* (2006.01), *C12N 15/82* (2006.01),  
*C12N 5/10* (2006.01)

(72) Inventeurs/Inventors:  
CHATANI, HIROSHI, JP;  
OHTO, CHIKARA, JP;  
OKAMURA, YUKIO, JP;  
MITSUKAWA, NORIHIRO, JP;  
MURAMOTO, NOBUHIKO, JP;  
...

(73) Propriétaire/Owner:

(54) Titre : GENES QUI AUGMENTENT LA TENEUR EN HUILE D'UN VEGETAL ET METHODE D'UTILISATION ASSOCIEE

(54) Title: GENES THAT INCREASE PLANT OIL AND METHOD FOR USING THE SAME

(57) Abrégé/Abstract:

This invention is intended to be used to search for a transcription factor having novel functions of increasing the weight of an individual plant, increasing the weight of a given tissue per individual plant, or improving the productivity of a given substance per individual plant and to improve such properties in the plant. The weight of an individual plant is increased, the weight of a given tissue per individual plant is increased, the productivity of a given substance per individual plant is improved, or the content of a given substance per given tissue of a plant is increased via expression of a transcription factor that has been modified to suppress transcription accelerating activity.

(72) **Inventeurs(suite)/Inventors(continued)**: TAKAGI, MASARU, JP; MITSUDA, NOBUTAKA, JP;  
KOYAMA, TOMOTSUGU, JP; MATSUI, KYOKO, JP

(73) **Propriétaires(suite)/Owners(continued)**: TOYOTA JIDOSHA KABUSHIKI KAISHA, JP

(74) **Agent**: BORDEN LADNER GERVAIS LLP

## ABSTRACT

This invention is intended to be used to search for a transcription factor having novel functions of increasing the weight of an individual plant, increasing the weight of a given tissue per individual plant, or improving the productivity of a given substance per individual plant and to improve such properties in the plant. The weight of an individual plant is increased, the weight of a given tissue per individual plant is increased, the productivity of a given substance per individual plant is improved, or the content of a given substance per given tissue of a plant is increased via expression of a transcription factor that has been modified to suppress transcription accelerating activity.

## **GENES THAT INCREASE PLANT OIL AND METHOD FOR USING THE SAME**

### Cross-Reference to Related Application

The present application is a divisional application of Canadian Patent Application No. 2,708,322 filed on December 5, 2008.

### Background Art

The term "biomass" generally refers to the total amount of organisms that inhabit or  
10 exist in a given area. When such term is used for plants, in particular, the term refers to dry  
weight per unit area. A biomass unit is quantified in terms of a mass or an energy amount.  
In the case of plant biomass, the term "standing crop" is occasionally used to represent  
"biomass." Since plant biomass is generated by fixing atmospheric carbon dioxide with the  
use of the solar energy, it can be regarded as so-called "carbon-neutral energy." Accordingly,  
an increase of plant biomass is effective for global environmental preservation, the prevention  
of global warming, and mitigation of greenhouse gas emissions. Thus, technologies for  
increasing the production of plant biomass have been industrially significant.

Plants are cultivated for the purpose of using some tissues thereof (e.g., seeds, roots,  
leaves, or stems) or for the purpose of producing various materials, such as a fat and oil.  
20 Examples of fat and oil produced from plants that have been heretofore known include  
soybean oil, sesame oil, olive oil, coconut oil, rice oil, cottonseed oil, sunflower oil, corn oil,  
safflower oil, and rapeseed oil. Such fat and oil are extensively used for household and  
industrial applications. Also, a fat and oil produced from plants is used as biodiesel fuels,  
and the applicability thereof is increasing for alternative energy to petroleum.

Under such circumstances, it is necessary for the industrial success of the production of the fat and oil using plants that the productivity per unit of cultivation area be improved. If the number of cultivated plants is assumed to be constant per unit of cultivation area, an improvement in the amount of fat and oil production per plant is found to be necessary. When fat and oil are extracted from seeds obtained from plants, an improvement in the amount of fat and oil production per plant can be achieved via techniques of, for example, improving the seed yield per plant or increasing the fat and oil content in seeds.

Techniques for increasing the amount of fat and oil production from plant seeds are roughly classified into techniques based on an improvement in cultivation methods and techniques based on the development of plant varieties that can increase the amount of fat and oil production. Techniques based on the development of plant varieties are roughly classified as conventional breeding techniques such as crossing and molecular breeding techniques via genetic recombination. As techniques for increasing the amount of fat and oil production via genetic recombination, A) a method of modifying synthetic pathways for triacylglycerol (TAG) of seeds, which is a main component of plant fat and oil, and B) a method of modifying regulatory genes that regulate plant morphogenesis or metabolism are known.

In the method A) above, the amount of TAGs synthesized from sugars produced via photosynthesis can be increased by (1) enhancing synthesis activities of a fatty acids (i.e., TAG components) or a glycerol from sugars or (2) reinforcing the reaction of synthesizing TAGs from glycerol and fatty acids. In this regard, the following techniques have been reported as techniques using genetically engineering techniques. An example of (1) is a technique in which cytosolic Acetyl-coenzyme A carboxylase (ACCase) of *Arabidopsis thaliana* is overexpressed in plastids of *Brassica rapa L. ver. Nippo-oleifera* and the fat and oil content in seeds is improved by 5% (Plant Physiology, 1997, Vol. 113, pp. 75-81).

An example of (2) is a technique of increasing the fat and oil production via overexpression of diacylglycerol acyltransferase (DGAT) that transfers an acyl group to the sn-3 position of diacylglycerol (Plant Physiology, 2001, Vol. 126, pp. 861-874). It is reported that the fat and oil content and the seed weight are increased as the DGAT expression level increases, and the number of seeds per plant may be occasionally increased according to the method of Plant Physiology, 2001, Vol. 126, pp. 861-874. The fat and oil content in *Arabidopsis thaliana* seeds was increased by 46% and the fat and oil amount per plant was increased by a maximum of about 125% by such technique.

As the method of B), expression of transcriptional factor genes associated with regulation of biosynthetic enzyme genes expression may be regulated. An example thereof is WO 01/35727. WO 01/35727 employs a technique in which recombinant plants are prepared via exhaustive overexpression or knocking out of transcriptional factors and genes that enhance the fat and oil content in seeds are then selected. WO 01/35727 discloses that overexpression of ERF subfamily B-4 transcriptional factor genes results in a 23% increase in the fat and oil content in seeds. WO 01/35727, however, does not disclose an increase or decrease in fat and oil content per plant. Also, Plant J., 2004, 40, 575-585 discloses the overexpression of WRINKLED1, which is a transcriptional factor having the AP2/EREB domain, improves the fat and oil content in seeds.

Although molecular breeding techniques as described above intended for the improvement of various traits have been developed, techniques for improving the yield involving increasing the weight of plant, increasing a given tissue, or improving the productivity of target substances have not yet been put to practical use.

Further, targets of techniques for increasing the production of target substances (fat and oil, in particular) via genetic recombination are dicotyledonous plants such as *Arabidopsis*

*thaliana* and *Brassica rapa L. ver. Nippo-oleifera*. Techniques targeting monocotyledonous plants, such as rice and maize, are not yet known.

This is considered to be due to the following reasons. That is, truly excellent genes have not yet been discovered and new recombinant varieties that are found effective at the test phase cannot exhibit effects as expected during the practical phase under a variety of natural environments. In order to overcome such problems, the discovery of dramatically effective new genes and the development of genes exhibiting effects under practical environments, even if the effectiveness thereof is equivalent to that of existing genes, are necessary.

## 10 Disclosure of the Invention

### Object to Be Attained by the Invention

Under given circumstances, the present invention is intended to be used to search for a transcription factor having new functions of increasing the weight of an individual plant, increasing the weight of a given tissue per individual plant, improving the productivity of a given substance per individual plant, or increasing the content of a given substance in a given tissue of a plant and to provide a technique that is capable of improving such features in a plant.

## 20 Means for Attaining the Object

The present inventors have conducted concentrated studies in order to attain the above object. As a result, they discovered that expression of a transcription factor that is modified so as to suppress transcription accelerating activity would lead to an increase in the weight of an individual plant, an increase in the weight of a given tissue per individual plant, an improvement in the productivity of a given substance per individual plant, or an increase in

the content of a given substance in a given tissue of a plant. This has led to the completion of the present invention.

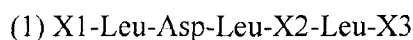
The plant according to the present invention attained increased individual plant weight, increased weight of a given tissue per individual plant, improved productivity of a given substance per individual plant, or increased content of a given substance in a given tissue of a plant via expression of a transcription factor with suppressed transcription accelerating activity.

In the present invention, transcription factor that belongs to the transcription factor family including a transcription factor comprising the amino acid sequence as shown in SEQ ID NO: 2, a transcription factor comprising the amino acid sequence as shown in SEQ ID NO: 4, a transcription factor comprising the amino acid sequence as shown in SEQ ID NO: 6, a transcription factor comprising the amino acid sequence as shown in SEQ ID NO: 8, a transcription factor comprising the amino acid sequence as shown in SEQ ID NO: 10, a transcription factor comprising the amino acid sequence as shown in SEQ ID NO: 12, and a transcription factor comprising the amino acid sequence as shown in SEQ ID NO: 14 can be used as the above-mentioned transcription factor.

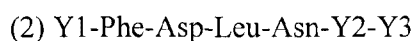
The transcription factor is preferably any of proteins (a) to (c) below:

- (a) a protein comprising the amino acid sequence as shown in SEQ ID NO: 2, 4, 6, 8, 10, 12, or 14;
- (b) a protein comprising an amino acid sequence derived from the amino acid sequence as shown in SEQ ID NO: 2, 4, 6, 8, 10, 12, or 14 by deletion, substitution, addition, or insertion of 1 or a plurality of amino acids and having transcription accelerating activity; or
- (c) a protein encoded by a polynucleotide hybridizing under stringent conditions to a polynucleotide comprising a nucleotide sequence complementary to the nucleotide sequence as shown in SEQ ID NO: 1, 3, 5, 7, 9, 11, or 13 and having transcription accelerating activity.

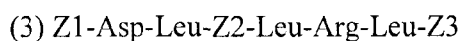
In particular, the plant according to the present invention can have suppressed transcription accelerating activity of a target transcription factor by expressing a chimeric protein resulting from the fusion of the target transcription factor with a functional peptide that converts an arbitrary transcription factor into a transcription repressor in a plant. Examples of the functional peptides include peptides represented by formulae (1) to (8) below:



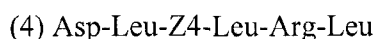
wherein X1 represents 0 to 10 amino acid residues; X2 represents Asn or Glu; and X3 represents at least 6 amino acid residues;



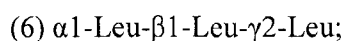
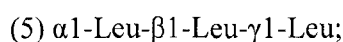
10 wherein Y1 represents 0 to 10 amino acid residues; Y2 represents Phe or Ile; and Y3 represents at least 6 amino acid residues;



wherein Z1 represents Leu, Asp-Leu, or Leu-Asp-Leu; Z2 represents Glu, Gln, or Asp; and Z3 represents 0 to 10 amino acid residues;



wherein Z4 represents Glu, Gln, or Asp;



20 (8)  $\alpha$ 2-Leu- $\beta$ 1-Leu-Arg-Leu;

wherein, in formulae (5) to (8),  $\alpha$ 1 represents Asp, Asn, Glu, Gln, Thr, or Ser;  $\alpha$ 2 represents Asn, Glu, Gln, Thr, or Ser;  $\beta$ 1 represents Asp, Gln, Asn, Arg, Glu, Thr, Ser, or His;  $\beta$ 2 represents Asn, Arg, Thr, Ser, or His;  $\gamma$ 1 represents Arg, Gln, Asn, Thr, Ser, His, Lys, or Asp; and  $\gamma$ 2 represents Gln, Asn, Thr, Ser, His, Lys, or Asp.

In the plant according to the present invention, the seed weight as the weight of a given tissue can be improved. Also, in the plant according to the present invention, the productivity of a fat and oil as the productivity of a given substance described above can be improved.

The present invention can provide a method for producing a plant exhibiting increased individual plant weight, increased weight of a given tissue per individual plant, improved productivity of a given substance per individual plant, or increased content of a given substance in a given tissue of a plant via expression of a transcription factor with suppressed transcription accelerating activity.

10 Further, the present invention can provide a chimeric protein resulting from the fusion of a target transcription factor with a functional peptide that converts an arbitrary transcription factor into a transcription repressor, which is capable of increasing the weight of an individual plant, increasing the weight of a given tissue per individual plant, improving the productivity of a given substance per individual plant, or increasing the content of a given substance in a given tissue of a plant via suppression of transcription accelerating activity of the transcription factor; a polynucleotide encoding the chimeric protein; a recombinant expression vector containing the polynucleotide and a promoter; and a kit for improving properties of a plant in terms of the weight of a plant, the weight of a given tissue, the productivity of a given substance, or the content of a substance comprising the expression vector.

20

#### Effects of the Invention

The plant according to the present invention exhibits increased individual plant weight, increased weight of a given tissue per individual plant, improved productivity of a given substance per individual plant, or increased content of a given substance in a given tissue of a plant, compared with a wild-type plant. With the use of the plant according to the present

invention, accordingly, the amount of production of the target biomass can be increased, the yield of the target tissue can be increased, the productivity of the target substance can be improved, and the content of the target substance in the target tissue can be increased. This enables production of biomass, plant tissue, or target substances at low cost.

Also, the chimeric protein according to the present invention can impart a plant with traits such as increased individual plant weight, increased weight of a given tissue per individual plant, improved productivity of a given substance per individual plant, or increased content of a given substance in a given tissue of a plant, compared with a wild-type plant. With the use of the chimeric protein according to the present invention, accordingly, a plant  
10 that can realize an increased amount of biomass production, increased yield of the target tissue, improved productivity of a target substance, or increased content of a target substance in the target tissue can be produced.

#### Brief Description of the Drawings

Fig. 1 is a characteristic diagram showing the results of measuring fat and oil contents in seeds of plants prepared in the examples (T2 plant-T3 seeds).

Fig. 2 is a characteristic diagram showing the results of measuring the seed yields of plants prepared in the examples (T2 plant-T3 seeds).

Fig. 3 is a characteristic diagram showing the results of calculating the amount of fat  
20 and oil production per individual plant of plants prepared in the examples (T2 plant-T3 seeds).

Fig. 4 is a characteristic diagram showing the results of measuring the amount of biomass of plants prepared in the examples (T2 plant-T3 seeds).

#### Best Modes for Carrying out the Invention

Hereafter, the present invention is described in detail.

The plant according to the present invention exhibits increased individual plant weight, increased weight of a given tissue per individual plant, improved productivity of a given substance per individual plant, or increased content of a given substance in a given tissue, compared with a wild-type plant, via expression of a transcription factor with suppressed transcription accelerating activity. Specifically, the plant according to the present invention was produced by expressing a transcription factor with suppressed transcription accelerating activity in a plant of interest, so as to significantly improve the weight of a plant, the weight of a given tissue, the productivity of a given substance, or the content of a given substance therein.

10           The term "the increased weight of a plant" used herein refers to an increase in production of so-called biomass, i.e., an increase in the amount of biomass per given area. The amount of biomass produced per given area can be increased by increasing the planting density (i.e., the number of individual plants per given area) and by increasing the weight or energy amount per individual plant. Specifically, plant biomass can be evaluated in terms of dry weight per individual plant, as well as in terms of dry weight per given area.

In the present invention, accordingly, biomass may be defined in terms of the plant dry weight per individual plant, the dry weight of aerial parts per individual plant, the weight of a given tissue accumulating the target product per individual plant, the target product per individual plant, or the content of the target substance per given tissue.

20           The term "the weight of a given tissue per individual plant" used herein refers to the weight of at least 1 tissue selected from among tissues such as seeds, roots, leaves, stems, flowers, and pollen that constitute plants. Particularly preferably, the plant according to the present invention is intended to increase seed weight.

The term "the productivity of a given substance per individual plant" used herein refers to the contents of various substances generated by plants per individual plant. Substances

are not particularly limited and may be naturally produced by plants. Alternatively, such substances may be not naturally produced by plants, but rather may be produced from plants via genetic engineering or other means. If the content of the target product per tissue is increased, in particular, purification and transportation costs can be reduced, and the industrial usefulness of such plants is significant. Specifically, target products may be lignocelluloses that account for substantially the entire weight of a plant, plant fat and oil that is used as seed oils at the industrial level may be preferably used, and plant oils are particularly preferable. Plant oils may be simple lipids that is the esters of fatty acids with alcohols, complex lipid including phosphorus, sugar, nitrogen, and the like, or a fatty acid. An alcohol of a simple  
10 lipid may be a higher alcohol having a high molecular weight or a polyhydric alcohol, such as glycerol (glycerin). A fatty acid of a simple lipid may be a saturated fatty acid, unsaturated fatty acid, or special fatty acid comprising a hydroxyl group or an epoxy group. Simple lipids that are the esters of glycerol and fatty acid may be monoacylglycerol, diacylglycerol, or triacylglycerol.

Hereafter, substances that improve productivity are described with reference to a fat and oil, although the technical scope of the present invention is not limited thereto. The present invention is also applicable to substances other than the fat and oil as substances generated from plants.

The present invention can cover any plants without particular limitation.  
20 Angiosperms are particularly preferable as plants, and either monocotyledonous or dicotyledonous plants may be covered. Plants that have been heretofore used for the production of the fat and oil are particularly preferable. Examples of intended plants include soybeans, sesame, olive oils, coconuts, rice, cottons, sunflowers, maize, safflowers, and rapeseeds. Also, *Arabidopsis thaliana*, which is extensively used as a model organism in

genetic analysis of plants and for which a method for gene expression analysis has been established can be intended.

The term "transcription factor with suppressed transcription accelerating activity" refers to a transcription factor having transcription accelerating activity significantly lower than the activity that the transcription factor would naturally have. Methods for lowering transcription accelerating activity are not particularly limited. Gene-silencing techniques can be extensively employed, and a method of constructing a fusion protein to which a repressor domain sequence has been added is the most preferable.

10 In such a technique, "repressor domain sequences" are amino acid sequences constituting peptides that convert arbitrary transcription factors into transcription repressors, and the present inventors have discovered a wide variety of such sequences.

Techniques involving the use of repressor domain sequences are disclosed in, for example, JP Patent Publication (kokai) No. 2001-269177 A, JP Patent Publication (kokai) No. 2001-269178 A, JP Patent Publication (kokai) No. 2001-292776 A, JP Patent Publication (kokai) No. 2001-292777 A, JP Patent Publication (kokai) No. 2001-269176 A, JP Patent Publication (kokai) No. 2001-269179 A, WO 03/055903, Ohta, M., Matsui, K., Hiratsu, K., Shinshi, H. and Ohme-Takagi, M., *The Plant Cell*, Vol. 13, 1959-1968, August, 2001, and Hiratsu, K., Ohta, M., Matsui, K., Ohme-Takagi, M., *FEBS Letters* 514, 2002, 351-354. Repressor domain sequences are cleaved from Class II ethylene-responsive element binding  
20 factor (ERF) proteins or plant zinc finger proteins (e.g., the *Arabidopsis thaliana* SUPERMAN protein) and have very simple structures.

Examples of transcription factors with transcription accelerating activity to be suppressed include the transcription factor identified as At3g15510 in *Arabidopsis thaliana* (hereafter simply referred to as the "transcription factor At3g15510"), the transcription factor identified as At5g24520 in *Arabidopsis thaliana* (hereafter simply referred to as the

"transcription factor At5g24520"), the transcription factor identified as At5g07580 in *Arabidopsis thaliana* (hereafter simply referred to as the "transcription factor At5g07580"), the transcription factor identified as At1g74930 in *Arabidopsis thaliana* (hereafter simply referred to as the "transcription factor At1g74930"), the transcription factor identified as At5g47390 in *Arabidopsis thaliana* (hereafter simply referred to as the "transcription factor At5g47390"), the transcription factor identified as At5g25190 in *Arabidopsis thaliana* (hereafter simply referred to as the "transcription factor At5g25190"), and the transcription factor identified as At3g61910 in *Arabidopsis thaliana* (hereafter simply referred to as the "transcription factor At3g61910").

10           There is no report regarding functions of the transcription factor At3g15510. The transcription factor At5g24520 is a transcription factor having the WD40 repeat, it is known as a TTG1 gene, and functions thereof that regulates the flavonoid/anthocyanin synthesis (Plant Cell, 2001 Sep; 13 (9): 2099-114, and Plant J. 2006 Jun; 46 (5): 768-79) or patterning of epidermal cells (e.g., trichome or root hair) (Curr Opin Plant Biol., 2003 Feb; 6 (1): 74-8) have been reported. The transcription factor At5g07580 is classified into the B-3 subfamily of the AP2/ERF family, and there is no report regarding functions thereof. The transcription factor At1g74930 is classified into the A-5 subfamily of the AP2/ERF family, and there is no report regarding functions thereof. The transcription factor At5g47390 is a transcription factor of the myb family protein, and there is no report regarding functions thereof. The transcription factor At5g25190 is a transcription factor of the AP2/ERF family, and there is no report regarding functions thereof. The transcription factor At3g61910 is an NAC transcription factor. The transcription factor At3g61910 is reported as a transcription factor that regulates secondary thickening of a cell wall (Plant Cell, 2005 Nov; 17 (11): 2993-3006). Also, it is reported that overexpression of genes of the transcription factor At3g61910 to which a repressor domain sequence had been added suppresses secondary thickening of a cell wall.

The amino acid sequences of such transcription factors and the nucleotide sequences of the coding regions of the genes encoding such transcription factors are summarized in Table 1.

Table 1

Transcription factor	Amino acid sequence	Nucleotide Sequence
At3g15510	SEQ ID NO: 2	SEQ ID NO: 1
At5g24520	SEQ ID NO: 4	SEQ ID NO: 3
At5g07580	SEQ ID NO: 6	SEQ ID NO: 5
At1g74930	SEQ ID NO: 8	SEQ ID NO: 7
At5g47390	SEQ ID NO: 10	SEQ ID NO: 9
At5g25190	SEQ ID NO: 12	SEQ ID NO: 11
At3g61910	SEQ ID NO: 14	SEQ ID NO: 13

The specific transcription factors with transcription accelerating activity to be suppressed are not limited to those comprising the amino acid sequences as shown in SEQ ID NOs: 2, 4, 6, 8, 10, 12, and 14. An intended transcription factor may be a transcription factor comprising an amino acid sequence derived from the amino acid sequence as shown in SEQ ID NO: 2, 4, 6, 8, 10, 12, or 14 by deletion, substitution, addition, or insertion of 1 or a plurality of amino acids and having transcription accelerating activity. The number of such plurality of amino acids is, for example, 1 to 20, preferably 1 to 10, more preferably 1 to 7, further preferably 1 to 5, and particularly preferably 1 to 3. Deletion, substitution, or addition of amino acids can be conducted by modifying a nucleotide sequence encoding the above-mentioned transcription factor via a method known in the art. Mutation can be introduced into a nucleotide sequence via known methods, such as the Kunkel or Gapped duplex method, or methods in accordance therewith. For example, mutation is introduced with the use of mutagenesis kits utilizing site-directed mutagenesis (e.g., Mutant-K or Mutant-G (tradenames, manufactured by TAKARA)) or the LA PCR *in vitro* Mutagenesis Series Kit (tradename, manufactured by TAKARA).

Further, transcription factors with transcription accelerating activity to be suppressed are not limited to transcription factors At3g15510, At5g24520, At5g07580, At1g74930, At5g47390, At5g25190, and At3g61910 in *Arabidopsis thaliana*, and transcription factors (hereafter referred to as "homologous transcription factors) having equivalent functions in plants other than *Arabidopsis thaliana* (e.g., plants mentioned above) are within the scope of the present invention. The homologous transcription factors corresponding to the transcription factors At3g15510, At5g24520, At5g07580, At1g74930, At5g47390, At5g25190, and At3g61910 can be searched for, in case that the plant genome information has been revealed, using the genome information of the intended plant based on the amino acid sequences of the transcription factors At3g15510, At5g24520, At5g07580, At1g74930, At5g47390, At5g25190, and At3g61910 or the nucleotide sequences of the genes encoding such transcription factors. As a homologous transcription factor, an amino acid sequence having, for example, 70% or higher, preferably 80% or higher, more preferably 90% or higher, and most preferably 95% or higher homology to the amino acid sequence of any of the above transcription factors is searched for. Homology values are determined by default using a computer program that implements the BLAST algorithm and a database that stores gene sequence information.

In case that the genome information of intended plants has not been revealed, the genome is extracted from the intended plant, or a cDNA library of the intended plant is constructed. The genome region or cDNA hybridizing under stringent conditions to at least part of the nucleotide sequence of the gene of transcription factor At3g15510, At5g24520, At5g07580, At1g74930, At5g47390, At5g25190, or At3g61910 is then isolated. Thus, a homologous gene can be identified. Under stringent conditions, hybridization is carried out via washing at 60°C in the presence of 2x SSC while maintaining a bond. Hybridization can be carried out in accordance with a conventional technique, such as the method disclosed by

J. Sambrook et al. *Molecular Cloning, A Laboratory Manual*, 2nd Ed., Cold Spring Harbor Laboratory, 1989.

The plant according to the present invention significantly improves the amount of fat and oil production via expression of the above-described transcription factor with suppressed transcription accelerating activity. In such plant, the endogenous transcription factor may be modified and transcription accelerating activity thereof may be suppressed. Alternatively, a gene encoding a modified transcription factor with suppressed transcription accelerating activity may be introduced and such gene may be expressed. Transcription accelerating activity of the gene encoding the target transcription factor may be suppressed via a so-called  
10 gene-silencing technique.

A preferable example of such technique is a technique comprising introducing a gene encoding a fusion protein resulting from the fusion of the aforementioned transcription factor with a functional peptide that converts an arbitrary transcription factor into a transcription repressor into an intended plant and expressing such fusion protein therein.

A functional peptide that converts an arbitrary transcription factor into a transcription repressor (hereafter referred to as a "transcription repressor converting peptide") used herein is not particularly limited, as long as it can form a chimeric protein fused with the transcription factor, thereby suppressing transcription of the target gene regulated by the transcription factor. Such transcription repressor converting peptide is described in detail in JP Patent Publication  
20 (kokai) No. 2005-204657 A, and all peptides disclosed therein can be used.

Examples of transcription repressor converting peptides include amino acid sequences represented by formulae (1) to (8) below:

(1) X1-Leu-Asp-Leu-X2-Leu-X3

wherein X1 represents 0 to 10 amino acid residues; X2 represents Asn or Glu; and X3 represents at least 6 amino acid residues;

(2) Y1-Phe-Asp-Leu-Asn-Y2-Y3

wherein Y1 represents 0 to 10 amino acid residues; Y2 represents Phe or Ile; and Y3 represents at least 6 amino acid residues;

(3) Z1-Asp-Leu-Z2-Leu-Arg-Leu-Z3

wherein Z1 represents Leu, Asp-Leu, or Leu-Asp-Leu; Z2 represents Glu, Gln, or Asp; and Z3 represents 0 to 10 amino acid residues;

(4) Asp-Leu-Z4-Leu-Arg-Leu

wherein Z4 represents Glu, Gln, or Asp;

(5)  $\alpha$ 1-Leu- $\beta$ 1-Leu- $\gamma$ 1-Leu;

10 (6)  $\alpha$ 1-Leu- $\beta$ 1-Leu- $\gamma$ 2-Leu;

(7)  $\alpha$ 1-Leu- $\beta$ 2-Leu-Arg-Leu; and

(8)  $\alpha$ 2-Leu- $\beta$ 1-Leu-Arg-Leu

wherein, in formulae (5) to (8),  $\alpha$ 1 represents Asp, Asn, Glu, Gln, Thr, or Ser;  $\alpha$ 2 represents Asn, Glu, Gln, Thr, or Ser;  $\beta$ 1 represents Asp, Gln, Asn, Arg, Glu, Thr, Ser, or His;  $\beta$ 2 represents Asn, Arg, Thr, Ser, or His;  $\gamma$ 1 represents Arg, Gln, Asn, Thr, Ser, His, Lys, or Asp; and  $\gamma$ 2 represents Gln, Asn, Thr, Ser, His, Lys, or Asp.

Transcription repressor converting peptide represented by formula (1)

The number of amino acid residues represented by X1 of the transcription repressor converting peptide represented by formula (1) may be 0 to 10. Specific types of amino acids that constitute the amino acid residues represented by X1 are not particularly limited, and any amino acid may be used. It is preferable that the number of amino acid residues represented by X1 be as small as possible from the viewpoint of ease of synthesis of the transcription repressor converting peptide represented by formula (1). Specifically, the number of amino acid residues represented by X1 is preferably 5 or less.

20

Also, the number of the amino acid residues represented by X3 of the transcription repressor converting peptide represented by formula (1) may be at least 6. Specific types of amino acids that constitute the amino acid residues represented by X3 are not particularly limited, and any amino acid may be used.

Transcription repressor converting peptide represented by formula (2)

The number of the amino acid residues represented by Y1 of the transcription repressor converting peptide represented by formula (2) may be 0 to 10 as in the case of X1 of the transcription repressor converting peptide represented by formula (1). Also, specific types of amino acids that constitute the amino acid residues represented by Y1 are not particularly  
10 limited, and any amino acid may be used. Specifically, the number of amino acid residues represented by Y1 is preferably 5 or less.

Also, the number of the amino acid residues represented by Y3 of the transcription repressor converting peptide represented by formula (2) may be at least 6, as in the case of X3 of the transcription repressor converting peptide represented by formula (1). Also, specific types of amino acids that constitute the amino acid residues represented by Y3 are not particularly limited, and any amino acid may be used.

Transcription repressor converting peptide represented by formula (3)

The amino acid residues represented by Z1 of the transcription repressor converting peptide represented by formula (3) comprise 1 to 3 Leu residues: i.e., Leu when the number  
20 of amino acids is 1; Asp-Leu when the number of amino acids is 2; and Leu-Asp-Leu when the number of amino acids is 3.

In contrast, the number of the amino acid residues represented by Z3 of the transcription repressor converting peptide represented by formula (3) may be 0 to 10. Also, specific types of amino acids that constitute the amino acid residues represented by Z3 are not particularly limited, and any amino acid may be used. Specifically, the number of amino

acid residues represented by Z3 is more preferably 5 or less. Specific examples of amino acid residues represented by Z3 include, but are not limited to, Gly, Gly-Phe-Phe, Gly-Phe-Ala, Gly-Tyr-Tyr, and Ala-Ala-Ala.

The number of amino acid residues constituting the entire transcription repressor converting peptide represented by formula (3) is not particularly limited. From the viewpoint of ease of synthesis, the number of amino acids is preferably 20 or less.

Transcription repressor converting peptide represented by formula (4)

The transcription repressor converting peptide represented by formula (4) is a hexamer (6-mer) comprising 6 amino acid residues. When the amino acid residue represented by Z4  
10 of the transcription repressor converting peptide represented by formula (4) is Glue, the amino acid sequence of interest is equivalent to the amino acid sequence composed of amino acids 196 to 201 of the *Arabidopsis thaliana* SUPERMAN protein (SUP protein).

Various transcription repressor converting peptides described above can fuse to the above-described transcription factors to result in fusion proteins, and such peptides can convert the transcription factors into transcription repressors. According to the present invention, therefore, fusion proteins can be produced using polynucleotides encoding the transcription repressor converting peptides to obtain fusion genes thereof with genes encoding the transcription factors.

20 More specifically, polynucleotides encoding the transcription repressor converting peptides (hereafter referred to as the "transcription repressor converting polynucleotides") are ligated to the genes encoding the transcription factors to construct fusion genes, and the resulting fusion genes are introduced into plant cells. Thus, fusion proteins can be produced. Specific nucleotide sequences of the transcription repressor converting polynucleotides are not particularly limited, and such polynucleotides may comprise nucleotide sequences

corresponding to the amino acid sequences of the transcription repressor converting peptides based on genetic codes. The transcription repressor converting polynucleotides may comprise nucleotide sequences that serve as ligation sites to be connected to the transcription factor genes, as necessary. When the amino acid reading frame of the transcription repressor converting polynucleotide is not aligned with that of the transcription factor gene, the polynucleotide may further comprise an additional nucleotide sequence, so as to align the reading frames. Further, the polynucleotide may comprise various additional polypeptides, such as a polypeptide having a linker function for connecting the transcription factor to the transcription repressor converting peptide or a polypeptide for labeling a fusion protein with an epitope, such as His, Myc, or Flag. Further, the fusion protein may comprise a structure other than a polypeptide, such as a sugar chain or an isoprenoid group, according to need.

The method for producing the plant according to the present invention is not particularly limited, provided that the method comprises a step of producing a transcription factor with suppressed transcription accelerating activity in a plant to improve the productivity of a fat and oil. An example thereof is a production method comprising steps of construction of an expression vector, transformation, and selection. Such steps are described in detail below.

#### Step of constructing expression vector

A step of constructing an expression vector is not particularly limited, provided that a recombinant expression vector comprising the gene encoding the above-mentioned transcription factor, the transcription repressor converting polynucleotide, and a promoter is constructed. A variety of known vectors can be used as bases for recombinant expression vectors. Examples of vectors that can be used include plasmid, phage, and cosmid vectors, and adequate vectors can be selected in accordance with the plant cells to which such vectors are introduced or methods of introduction into a cell. Specific examples include pBR322,

pBR325, pUC19, pUC119, pBluescript, pBluescriptSK, and pBI vectors. When a vector is introduced into plant by the *Agrobacterium* method, in particular, use of the pBI binary vector is preferable. Specific examples of pBI binary vectors include pBIG, pBIN19, pBI101, pBI121, and pBI221 vectors.

Promoters are not particularly limited, provided that such promoters can express a gene of interest in a plant. Known promoters can be preferably used. Examples of such promoters include cauliflower mosaic virus 35S promoters (CaMV 35S), actin promoters, ubiquitin promoters, nopal synthase promoters, tobacco PR1a gene promoters, and ribulose-1,5-bisphosphate carboxylase/oxygenase small subunit promoters in tomatoes. Among such promoters, cauliflower mosaic virus 35S promoters, actin promoters, and ubiquitin promoters are preferable. With the use of such promoters, arbitrary genes can be intensively expressed upon introduction of the resulting recombinant expression vector into plant cells. A promoter is ligated so as to express the fusion gene of the gene encoding the transcription factor with the transcription repressor converting polynucleotide, and the resultant may be introduced into the vector in that state. The specific structure of a recombinant expression vector is not particularly limited.

The recombinant expression vector may further comprise other DNA segments, in addition to the promoter and the fusion gene. Such other DNA segments are not particularly limited, and examples thereof include a terminator, a selection marker, an enhancer, and a nucleotide sequence for enhancing translation efficiency. Also, the recombinant expression vector may further comprise a T-DNA region. The T-DNA region can enhance the efficiency of gene introduction, particularly when introducing the recombinant expression vector into a plant with the use of *Agrobacterium*.

A terminator is not particularly limited, provided that it functions as a transcription termination site, and a known terminator may be used. Specific examples of terminators that

can be preferably used include the transcription termination region of the nopal synthase gene (the Nos terminator) and the transcription termination region of the cauliflower mosaic virus 35S (the CaMV 35S terminator), with the Nos terminator being preferable. The recombinant vector can be used to avoid the occurrence of phenomena such as synthesis of an unnecessarily long transcript after the introduction thereof into plant cells or a reduction in the plasmid copy number caused by a potent promoter by positioning a terminator in an adequate site.

Drug-resistance genes can be used as selection markers, for example. Specific examples of such drug-resistance genes include drug-resistance genes that are resistant to  
10 hygromycin, bleomycin, kanamycin, gentamicin, and chloramphenicol. Plants that grow in a medium containing the above antibiotics may be selected with the use of such selection markers, so that transformed plants can be easily selected.

An example of a nucleotide sequence for enhancing translation efficiency is the omega sequence derived from the tobacco mosaic virus. This omega sequence may be located in the untranslated region (5' UTR) of the promoter to enhance the translation efficiency of the fusion gene. Thus, the recombinant expression vector can comprise a variety of DNA segments in accordance with its intended purposes.

Methods for constructing recombinant expression vectors are not particularly limited. The promoter, the gene encoding the transcription factor, the transcription repressor  
20 converting polynucleotide, and, according to need, other DNA segments may be introduced into an adequately selected matrix vector in a predetermined order. For example, the gene encoding the transcription factor may be ligated to the transcription repressor converting polynucleotide to construct a fusion gene, the fusion gene may then be ligated to the promoter (e.g., a terminator according to need) to construct an expression cassette, and the resulting expression cassette may be introduced into the vector.

When constructing a fusion gene and an expression cassette, for example, cleavage sites of DNA segments are made to be protruding ends that are complementary to each other, such DNA segments are subjected to the reaction with the aid of ligation enzymes, and the order of such DNA segments can be determined. When an expression cassette comprises a terminator, the expression cassette may comprise the promoter, the chimeric gene, and the terminator, in that order from upstream. Also, the types of reagents used for constructing a recombinant expression vector (i.e., restriction enzymes or ligation enzymes) are not particularly limited, and commercially available products may be adequately selected and used.

10 Also, methods for growing the recombinant expression vector (i.e., methods of production) are not particularly limited, and known methods can be employed. In general, *E. coli* hosts may be used, and the recombinant expression vector may be grown therein. In such a case, preferable *E. coli* species may be selected in accordance with a vector type.

#### Step of transformation

The step of transformation that is carried out in the present invention comprises introducing the recombinant expression vector into a plant cell in order to express the aforementioned fusion genes. Methods of introducing a recombinant expression vector into a plant cell (i.e., methods of transformation) are not particularly limited, and adequate known methods can be employed in accordance with a given plant cell. Specific examples of such  
20 methods include a method involving the use of *Agrobacterium* and a method involving direct introduction of a recombinant expression vector into a plant cell. Examples of methods involving the use of *Agrobacterium* that can be employed include methods described in Bechtold, E., Ellis, J., and Pelletier, G., 1993, *In Planta Agrobacterium*-mediated gene transfer by infiltration of adult *Arabidopsis* plants, C. R. Acad. Sci. Paris Sci. Vie, 316, 1194-1199 and Zyprian E., Kado C.L., *Agrobacterium*-mediated plant transformation by novel mini-T

vectors in conjunction with a high-copy vir region helper plasmid, *Plant Molecular Biology*, 1990, 15 (2), 245-256.

Examples of methods involving direct introduction of a recombinant expression vector into a plant cell include microinjection, electroporation, the polyethylene glycol method, the particle gun method, the protoplast fusion method, and the calcium phosphate method.

Examples of plant cells into which the recombinant expression vector is to be introduced include tissue cells in plant organs such as flowers, leaves, and roots, calluses, and suspension cultured cells. According to the method for producing plants according to the present invention, the recombinant expression vector may be adequately constructed in accordance with the type of plant to be produced. Alternatively, a general-purpose recombinant expression vector may be constructed in advance and it may be introduced into a plant cell. Specifically, the method for producing plants according to the present invention may or may not comprise the step of constructing the recombinant expression vector.

#### Other steps and other methods

The method for producing the plant according to the present invention may comprise a method of transformation. Further, the method may comprise a method for constructing a recombinant expression vector and other steps. Specifically, the method may comprise a step of selecting adequate transformants from transformed plants.

Methods of selection are not particularly limited. For example, transformants may be selected based on, for example, drug resistance, such as hygromycin-resistance, or based on the content of fat and oil in plants or arbitrary organs or tissues after the transformed plants have been grown. For example, transformants may be selected based on fat and oil content by quantifying the fat and oil components in seeds of the transformants in accordance with a conventional technique and comparing the quantified value with the fat and oil content in seeds of non-transformed plants (see the examples below).

According to the method for producing the plant according to the present invention, the fusion gene is introduced into a plant. Thus, offspring plants exhibiting significantly improved fat and oil content can be obtained from such plant via sexual or asexual reproduction. Also, plant cells or reproductive materials, such as seeds, fruits, stocks, calluses, tubers, cut ears, or lumps, may be obtained from a plant or an offspring plant thereof, and a plant of interest can be mass-produced therefrom. The method for producing the plant according to the present invention, accordingly, may comprise a step of growing the selected plant (i.e., the step of mass production).

10 The term "plant" used herein refers to a grown plant, a plant cell, a plant tissue, a callus, or a seed. According to the present invention, specifically, substances that can eventually grow into individual plants are regarded as plants. Plant cells can exist in various forms. Examples of such plant cells include suspension cultured cells, protoplasts, and leaf sections. Such plant cells may be grown and differentiated to obtain plants. Plants can be reproduced from plant cells via a known technique in accordance with plant cell type. The method for producing the plant according to the present invention, accordingly, may comprise a step of reproducing plants from plant cells or the like.

The method for producing the plant according to the present invention is not limited to a method in which transformation is carried out with the aid of a recombinant expression vector, and other methods may be employed. Specifically, a fusion protein may be  
20 introduced into a plant, for example. In such a case, a fusion protein may be introduced into a young plant so as to improve the fat and oil content in a site of a plant that is to be eventually used. Methods for introducing a fusion protein are not particularly limited, and various known methods may be employed.

As described above, the present invention can provide a plant into which a transcription factor with suppressed transcription accelerating activity has been introduced

and in which fat and oil content has been significantly improved. A transcription factor having transcription accelerating activity is also expressed in the plant according to the present invention; however, the transcription factor with suppressed transcription accelerating activity can suppress gene expression in a dominant-negative manner. This varies the expression levels of genes involved in fat and oil production and/or genes involved in decomposition of the produced fat and oil in the plant according to the present invention. This can result in the significantly enhanced fat and oil content.

The condition of "significantly enhanced fat and oil content" refers to a situation in which fat and oil content has been enhanced, although seed mass per grain has not changed compared with wild-type plants, or a situation in which fat and oil content has been enhanced with significantly increased seed mass per grain compared with wild-type plants. Both cases indicate increased amounts of fat and oil produced by an individual plant. The plant according to the present invention can be used for the method for producing plant-derived fat and oil. For example, the plant according to the present invention is allowed to grow, seeds are collected, and fat and oil components are extracted from the collected seeds. Thus, the fat and oil can be produced.

It can be said that the method for producing fat and oil utilizing the plant according to the present invention is excellent particularly in terms of productivity because of the high fat and oil content in an individual plant. If the number of cultivated plants is assumed to be constant per unit of cultivation area, specifically, the amount of fat and oil produced per unit of cultivation area is significantly increased with the use of the plant according to the present invention. With the use of the plant according to the present invention, accordingly, production costs required for the production of fat and oil can be remarkably reduced.

In the method for producing fat and oil using the plant according to the present invention, the fat and oil to be produced are not particularly limited. Examples thereof

include plant-derived fat and oil, such as soybean oil, sesame oil, olive oil, coconut oil, rice oil, cottonseed oil, sunflower oil, corn oil, safflower oil, and rapeseed oil. The produced fat and oil can be extensively used for household or industrial applications. Further, such fat and oil can be used as starting materials for biodiesel fuels. With the use of the plant according to the present invention, specifically, such fat and oil for household or industrial applications, biodiesel fuels, and the like can be produced at low cost. An improved seed yield per plant can result in an improvement in the productivity of feeds and food products, in addition to the productivity of fat and oil, and production costs can be reduced. Also, an increased amount of biomass per plant can result in an improvement in the productivity of biomass after seed harvesting or the entire biomass. Biomass can be adequately treated to be degraded into sugar. Sugar can be converted into a variety of chemical substances, including ethanol, by a fermentation method utilizing microorganisms. Also, biomass may be directly combusted to obtain thermal energy or an electric energy may be obtained from the thermal energy. With the use of the plant provided by the present invention, chemical substances, thermal energy, electric energy, and the like described above can be produced in a cost-effective manner.

### Examples

Hereafter, the present invention is described in greater detail with reference to the examples, although the technical scope of the present invention is not limited to the examples.

#### [Example 1]

In this example, fusion proteins of *Arabidopsis thaliana* transcription factors At3g15510, At5g24520, At5g07580, At1g74930, At5g47390, At5g25190, and At3g61910 to which repressor domain sequences had been added were expressed in plants, and the fat and oil content of the seeds obtained from the plants was measured.

### Amplification of transcription factor genes

The genes encoding the above-mentioned transcription factors were obtained from the *Arabidopsis thaliana* cDNA library, and the regions excluding the termination codons of such genes were amplified via PCR using the primers shown below. PCR was carried out via denaturation at 94°C for 1 minute, annealing at 47°C for 2 minutes, and elongation at 74°C for 1 minute, and this cycle was repeated 25 times. After the completion of PCR, the amplified DNA fragment was separated via agarose gel electrophoresis and recovered.

Forward primer for amplifying At3g15510

GATGGAGAGCACCGATTCTTCCGGTGGTCC (SEQ ID NO: 15)

10 Reverse primer for amplifying At3g15510

AGAAGAGTACCAATTTAAACCGGGTAATT (SEQ ID NO: 16)

Forward primer for amplifying At5g24520

GATGGATAATTCAGCTCCAGATTCGTTATC (SEQ ID NO: 17)

Reverse primer for amplifying At5g24520

AACTCTAAGGAGCTGCATTTTGTTAGCAAA (SEQ ID NO: 18)

Forward primer for amplifying At5g07580

ATGGCGAGTTTTGAGGAAAGC (SEQ ID NO: 19)

Reverse primer for amplifying At5g07580

AAATGCATCACAGGAAGATGAAG (SEQ ID NO: 20)

20 Forward primer for amplifying At1g74930

ATGGTGAAGCAAGCGATGAAGG (SEQ ID NO: 21)

Reverse primer for amplifying At1g74930

AAAATCCCAAAGAATCAAAGATTC (SEQ ID NO: 22)

Forward primer for amplifying At5g47390

GATGACTCGTCGATGTTCTCACTGCAATCA (SEQ ID NO: 23)

Reverse primer for amplifying At5g47390

TAAAGCGTGTATCACGCTTTTGATGTCTGA (SEQ ID NO: 24)

Forward primer for amplifying At5g25190

ATGGCACGACCACAACAACGC (SEQ ID NO: 25)

Reverse primer for amplifying At5g25190

CAGCGTCTGAGTTGGTAAAACAG (SEQ ID NO: 26)

Forward primer for amplifying At3g61910

GATGAACATATCAGTAAACGGACAGTCACA (SEQ ID NO: 27)

Reverse primer for amplifying At3g61910

10 TCCACTACCGTTCAACAAGTGGCATGTCGT (SEQ ID NO: 28)

#### Preparation of fusion genes

Fusion genes that encode fusion proteins of the above transcription factors each comprising a repressor domain sequence added to the C terminus were prepared. In order to add a polynucleotide encoding a repressor domain sequence to the 3' terminus of each of the DNA fragments amplified via PCR above, the p35SSXG vector having the SmaI site and a polynucleotide encoding the repressor domain sequence (GLDLDLELRGFA) in a site downstream of the CaMV 35S promoter was first prepared. p35SSXG was cleaved with SmaI and the DNA fragments amplified via PCR above were inserted therein. The resulting expression vectors were designated as p35SSXG (At3g15510), p35SSXG  
20 (At5g24520), p35SSXG (At5g07580), p35SSXG (At1g74930), p35SSXG (At5g47390), p35SSXG (At5g25190), and p35SSXG (At3g61910).

#### Construction of binary vectors

A pBCKH binary vector was used in order to transform a plant by the *Agrobacterium* method. This vector was prepared by incorporating a cassette of the Gateway vector conversion system (Invitrogen) into the HindIII site of pBIG (Hygr) (Nucleic Acids Res. 18,

203, 1990). In order to incorporate the fusion gene into this vector, the vector was mixed with p35SSXG (At3g25890) or p35SSXG (At1g56650), and a recombination reaction was carried out using GATEWAY LR clonase (Invitrogen). As a result, pBCKH-p35SSXG (At3g15510), pBCKH-p35SSXG (At5g24520), pBCKH-p35SSXG (At5g07580), pBCKH-p35SSXG (At1g74930), pBCKH-p35SSXG (At5g47390), pBCKH-p35SSXG (At5g25190), and pBCKH-p35SSXG (At3g61910) were constructed.

#### Introduction of binary vector into plant

In this example, *Arabidopsis thaliana* of *Brassicaceae* (*Arabidopsis thaliana*, *Columbia*) was used. Gene introduction was carried out in accordance with the method described in Bechtold, E., Ellis, J., and Pelletier, G., 1993, *In Planta Agrobacterium*-mediated gene transfer by infiltration of adult *Arabidopsis* plants, C. R. Acad. Sci. Paris Sci. Vie, 316, 1194-1199 and Zyprian E., Kado C.L., *Agrobacterium*-mediated plant transformation by novel mini-T vectors in conjunction with a high-copy vir region helper plasmid, Plant Molecular Biology, 1990, 15 (2), 245-256. Plants were infected via soaking in the *Agrobacterium* solution without depressurization. Specifically, the binary vectors constructed above were introduced into soil bacteria (i.e., the *Agrobacterium tumefaciens* strain GV3101 (C58C1Rifr) pMP90 (Gmr)) (Koncz and Schell, 1986) via electroporation. The introduced bacteria were cultured in 1 liter of YEP medium containing antibiotics (50 µg/ml of kanamycin (Km), 25 µg/ml of gentamicin (Gm), and 50 µg/ml of rifampicin (Rif)) until OD600 reached 1. Subsequently, the bacteria were recovered from the culture solution and suspended in 1 liter of infiltration medium (containing 2.2 g of MS salt, 1x B5 vitamins, 50 g of sucrose, 0.5 g of MES, 0.044 µM of benzylaminopurine, and 400 µl of Silwet per liter; pH: 5.7).

The *Arabidopsis thaliana* plant that had been grown for 14 days was soaked in this solution for 1 minute, the plant was infected, and culture was continued again for fructification.

The resulting seeds (T1 seeds) were sterilized with a 50% bleach/0.02% Triton™ X-100 solution for 7 minutes, the seeds were rinsed three times with sterilized water, and the seeds were sowed on the sterilized hygromycin selection medium (4.3 g/l MS salts, 0.5 % sucrose, 0.5 g/l MES (pH 5.7), 0.8% agar, 30 mg/l hygromycin, and 250 mg/l vancomycin). Ten transformed strains that had grown on the hygromycin plate (T1 plants) were selected per modified transcription gene and transferred to a pot (diameter: 50 mm) containing vermiculite composite soils. The transformants were cultivated at 22°C for 16 hours in the light and 8 hours in the dark at an optical intensity of about 60 to 80  $\mu\text{E}/\text{cm}^2$  to obtain seeds (T2 seeds).

<Analysis of T2 seeds>

10            Quantitative analysis of fat and oil components in the resulting T2 seeds was carried out using MARAN-23 (Resonance Instruments Ltd., UK)<sup>H</sup>-NMR and the RI-NMR Ver. 2.0 analysis software. With the use of such apparatuses, 2 to 10 mg of T2 seeds were measured. A calibration curve was prepared using olive oil as the fat and oil reference material and the fat and oil content in the seeds (% by weight) was determined.

              Single seed weight was measured by weighing about 1 mg of T2 seeds, spreading the T2 seeds on a glass petri dish, scanning the image of seeds using Pictrostat (Fujifilm), gray-scale processing the image using Photoshop image-editing software, analyzing the gray-scale image using Scion Image image-analyzing software, and determining the number of seeds. The total seed weight was divided by the number of seeds, and the seed weight per grain was determined. The fat and oil components of wild-type *Arabidopsis thaliana* were  
20            similarly quantified. The results are summarized in Table 2.

Table 2

Name of introduced gene	Fat and oil content		Single seed weight		Fat and oil amount per grain	
	Content (%)	Percentage of increase in fat and oil content	Weight ( $\mu\text{g}$ )	Percentage of increase in weight	Amount of fat and oil ( $\mu\text{g}/\text{grain}$ )	Percentage of increase
WT	34.3%		19.8		6.8	
At3g15510-SRDX	42.4%	23.7%	20.4	3.1%	8.64	26.9%
At5g24520-SRDX	42.3%	23.4%	19.8	0.3%	8.39	23.2%
At5g07580-SRDX	42.2%	23.2%	18.2	-7.8%	7.69	13.0%
At1g74930-SRDX	42.0%	22.5%	18.8	-4.8%	7.90	16.0%
At5g47390-SRDX	41.2%	20.2%	27.3	38.2%	11.25	65.2%
At5g25190-SRDX	41.2%	20.1%	25.3	28.3%	10.44	53.3%
At3g61910-SRDX	41.2%	20.1%	17.6	-10.7%	7.26	6.6%

As is apparent from Table 2, the percentage of increase in the fat and oil amount per grain is significantly increased in all the plants prepared in the examples, compared with wild-type plants. The plants into which the transcription factor At5g47390 with suppressed transcription accelerating activity had been introduced and the plants into which the transcription factor At5g25190 with suppressed transcription accelerating activity had been introduced exhibited excellent percentages of increase in the fat and oil amount per grain.

As is apparent from Table 2, the fat and oil content in seeds of control wild-type plants into which no gene had been introduced was 34.3% and the single seed weight thereof was 19.8  $\mu\text{g}$ . In contrast, the fat and oil content in seeds of all the plants prepared in the examples was increased by 20% or more from that in wild-type plants. Three strains (i.e., At3g15510-SRDX, At5g24520-SRDX, and At5g07580-SRDX) exhibited an increase in the fat and oil content of 23% or more.

The above results demonstrate that the plants into which the transcription factors with suppressed expression accelerating activity had been introduced exhibit the excellent fat and oil content per grain and such plants are thus very effective for fat and oil production.

<Analysis of T3 seeds>

In order to analyze T3 seeds, the T2 plants prepared as above were cultivated via two separate experiments. Because of different illumination conditions resulting from the

different positions of cultivation trays, test plants and control plants were simultaneously cultivated in the same cultivation tray, and the results were compared.

Experiment 1) After the T2 seeds were sterilized with a 50% bleach/0.02% Triton™ X-100 solution for 7 minutes, the seeds were rinsed three times with sterilized water, and the seeds were sowed on the sterilized seeding medium (4.3 g/l MS salts, 0.5 % sucrose (pH 5.7), 0.8% agar, and 10 mg/l hygromycin). Three weeks after seeding, 4 each transformed plants (T1 plants) into which the modified transcriptional genes had been introduced were transferred to a pot (diameter: 50 mm) containing vermiculite composite soils. As controls, 2 non-recombinant *Arabidopsis thaliana* plants were transferred. Each strain of the plants was  
10 separately introduced into cultivation trays and cultivated at 22°C for 16 hours in the light and 8 hours in the dark at an optical intensity of about 30 to 45  $\mu\text{E}/\text{cm}^2$ , and, 4 weeks thereafter, the plants were subjected to thinning out while leaving 4 recombinant plants and 3 non-recombinant plants behind. The plants were cultivated for an additional 7 weeks until 11 weeks after the transfer.

Experiment 2) Seeds were sterilized, sowed on plates, and grown in the same manner as in Experiment 1), and 6 each transformed plants (T1 plants) into which the modified transcriptional genes had been introduced were transferred to a pot (diameter: 50 mm) containing vermiculite composite soils. Cultivation was carried out in the same manner as in Experiment 1), and the plants were cultivated until 11 weeks after the transfer.

20 Measurement and analysis) The aerial parts of the plants were introduced into a paper bag and dried at 22°C and humidity of 60% for 2 weeks. Thereafter, total biomass amount and seed yield were weighed using an electronic balance. Quantitative analysis of fat and oil was carried out by the method described above.

Fig. 1 shows the results of measuring the fat and oil content of T3 seeds. The fat and oil contents in the seeds obtained from the control wild type (WT) plant was not consistent

with the results of measurement of T2 seeds, which had been cultivated under different conditions. The test strains into which the transcription factors At5g24520-SRDX, At5g07580-SRDX, and At5g61910-SRDX with suppressed expression accelerating activity had been introduced exhibited higher fat and oil contents in seeds than the control strains. Fig. 2 shows the seed yields. The strain into which At5g07580-SRDX had been introduced exhibited the seed yield increased by about 42% from that of the control strain. The amount of fat and oil production per plant was calculated based on the product of the seed yield and the fat and oil content, and the results are shown in Fig. 3. The strain into which At5g07580-SRDX had been introduced exhibited a significantly higher fat and oil content per plant than the control WT strain. Fig. 4 shows the results of measuring the total biomass amount of the aerial parts including seeds. The strains into which the transcription factors At5g07580-SRDX and At5g25190-SRDX with suppressed transcription accelerating activity had been introduced exhibited a significantly higher total biomass amount than control WT strains.

Table 3 shows the percentage of increase/decrease in fat and oil content, seed yield, fat and oil amount per plant, and biomass amount of recombinant test strains into which the transcription factor genes with the regulated transcription accelerating activity had been introduced by designating the values of the control strains as 100%.

Table 3

Tested strain	Percentage of increase/decrease (relative to the control = 100%)			
	Fat and oil content	Seed yield	Fat and oil amount per plant	Biomass amount
At3g15510-SRDX	100%	43%	49%	-
At5g24520-SRDX	109%	113%	113%	104%
At5g07580-SRDX	114%	142%	151%	125%
At1g74930-SRDX	105%	110%	116%	104%
At5g47390-SRDX	67%	60%	80%	96%
At5g25190-SRDX	83%	94%	93%	113%
At5g61910-SRDX	109%	80%	78%	74%

When the T2 generation is compared with the T3 generation, the above results occasionally show differences in fat and oil content per plant, seed yield, fat and oil content,

and the amount of biomass. Because of the application of Mendel's law for the case of the difference between the T2 generation and the T3 generation, the T2 generation and the T3 generation do not always have the same genotype. Since mRNA may suppress gene expression as is known in the case of the RNAi technique, also, differences occur between the T2 generation and the T3 generation. The plants into which any of the transcription factor At3g15510, At5g24520, At5g07580, At1g74930, At5g47390, At5g25190, or At3g61910 with suppressed expression accelerating activity had been introduced can be evaluated as exhibiting excellent effects in terms of increased biomass amount, increased seed yield, and increased fat and oil yield.

10 [Example 2]

In Example 2, a fusion protein of the *Arabidopsis thaliana* transcription factor At5g07580 to which a repressor domain sequence had been added was expressed in plants as in the case of Example 1, and the fat and oil content in seeds obtained from rice of graminaceous monocotyledonous plants (*Olyza sativa Nipponbare*) was measured.

Amplification of transcription factor gene, preparation of fusion gene, and construction of binary vector

Amplification of the transcription factor gene, preparation of the fusion gene, and construction of the binary vector were carried out in the same manner as in Example 1.

Introduction of binary vector into plant

20 A binary vector was introduced into rice plants (*Nipponbare*) using *Agrobacterium* carrying the binary vector in accordance with the method described in JP Patent No. 3141084 to obtain calluses.

The calluses into which the gene had been introduced were subjected to selection with hygromycin at 50 ppm for a month, and calluses exhibiting drug resistance were obtained. DNA was prepared from the obtained calluses in accordance with a conventional technique.

The At5g07580 fusion gene was confirmed via PCR using the prepared DNA as a template. The calluses having drug-resistance phenotypes and containing the At5g07580 fusion gene were transferred to a redifferentiation medium (described in JP Patent No. 3141084) to induce redifferentiation, and the resultant was then transferred to a hormone-free MS medium (described in JP Patent No. 3141084) to obtain transformed plants.

The transformed plants were grown for 16 hours in the light (photon amount: 135  $\mu\text{E}/\text{cm}^2$ ; temperature: 30°C) and for 8 hours in the dark (temperature: 25°C) for 100 days. Thereafter, the plants were further grown for 12 hours in the light (photon amount: 135  $\mu\text{E}/\text{cm}^2$ ; temperature: 30°C) and for 12 hours in the dark (temperature: 25°C), and the  
10 fructified seeds (T1 seeds) were recovered.

#### Analysis of T1 seeds

Fat and oil in the resulting rice T1 seeds was quantitatively analyzed in the same manner as in <Analysis of T2 seeds> in Example 1. Since the rice seed weight is about 20 mg per brown rice grain, the fat and oil content in a grain was quantified with good reproducibility. The results are shown in Table 4. Brown rice is a seed containing a pericarp, a seed coat, an albumen, and an aleurone layer, and caryopsis is a so-called hull.

Table 4

Name of introduced gene	Name of Strain	Tissue	Fat and oil content		Single seed weight		Fat and oil amount per grain	
			Content (%)	Percentage of increase	Weight (mg)	Percentage of increase	Fat and oil amount (mg)	Percentage of increase
WT (average of 5 grains)			2.17	-	20.90	-	0.454	-
At5g07580-SRDX	CR035-10-5	Brown rice	1.93	-11.1%	24.01	14.9%	0.463	2.2%
At5g07580-SRDX	CR035-15-2	Brown rice	3.10	42.9%	17.92	-14.3%	0.556	22.5%
At5g07580-SRDX	CR035-18-2	Brown rice	3.14	44.7%	16.37	-21.7%	0.514	13.3%
WT (average of 5 grains)		Caryopsis	5.91	-	3.99	-	0.236	-
At5g07580-SRDX	CR035-10-5	Caryopsis	5.88	-3.9%	4.65	16.5%	0.264	12.0%
At5g07580-SRDX	CR035-12-1	Caryopsis	7.63	29.1%	4.56	14.3%	0.348	47.5%
At5g07580-SRDX	CR035-20-3	Caryopsis	10.35	75.1%	2.76	-30.8%	0.266	21.1%

As is apparent from Table 4, graminaceous monocotyledonous plants into which the transcription factor At5g07580 with suppressed expression accelerating activity had been introduced exhibited a fat and oil content much higher than that of wild-type plants. Such transformed plants exhibited the excellent percentages of increase in fat and oil content per grain of 44.7% in brown rice and 75.1% in caryopsis, the excellent percentages of increase in the seed weight of 14.9% in brown rice and 16.5% in caryopsis, and the excellent percentages of increase in the fat and oil amount per seed grain of 22.5% in brown rice and 47.5% in caryopsis.

**CLAIMS:**

1. A plant cell transformed with a nucleic acid that encodes a chimeric protein resulting from the fusion of a transcription factor comprising a protein as defined in (a) or (b), and a functional peptide that converts the transcription factor into a transcription repressor;

wherein

(a) is a protein comprising the amino acid sequence as shown in SEQ ID NO: 10;

and

(b) is a protein encoded by a polynucleotide hybridizing under stringent conditions to a polynucleotide comprising a nucleotide sequence complementary to the nucleotide sequence as shown in SEQ ID NO: 9 and having transcription accelerating activity, wherein the stringent conditions comprise washing at 60 °C in the presence of 2X saline-sodium citrate (SSC).

2. The plant cell according to claim 1, wherein the chimeric protein is expressed in the plant so as to suppress transcription accelerating activity of the transcription factor.

3. The plant cell according to claim 1 or 2, wherein the functional peptide comprises the amino acid sequence represented by any one of formulae (1) to (8) below:

(1) X1-Leu-Asp-Leu-X2-Leu-X3

wherein X1 represents 0 to 10 amino acid residues; X2 represents Asn or Glu; and X3 represents at least 6 amino acid residues;

(2) Y1-Phe-Asp-Leu-Asn-Y2-Y3

wherein Y1 represents 0 to 10 amino acid residues; Y2 represents Phe or Ile; and Y3 represents at least 6 amino acid residues;

(3) Z1-Asp-Leu-Z2-Leu-Arg-Leu-Z3

wherein Z1 represents Leu, Asp-Leu, or Leu-Asp-Leu; Z2 represents Glu, Gln, or Asp; and Z3 represents 0 to 10 amino acid residues;

(4) Asp-Leu-Z4-Leu-Arg-Leu

wherein Z4 represents Glu, Gln, or Asp;

(5)  $\alpha$ 1-Leu- $\beta$ 1-Leu- $\gamma$ 1-Leu;

(6)  $\alpha$ 1-Leu- $\beta$ 1-Leu- $\gamma$ 2-Leu;

(7)  $\alpha$ 1-Leu- $\beta$ 2-Leu-Arg-Leu; and

(8)  $\alpha$ 2-Leu- $\beta$ 1-Leu-Arg-Leu;

wherein, in formulae (5) to (8),  $\alpha$ 1 represents Asp, Asn, Glu, Gln, Thr, or Ser;  $\alpha$ 2 represents Asn, Glu, Gln, Thr, or Ser;  $\beta$ 1 represents Asp, Gln, Asn, Arg, Glu, Thr, Ser, or His;  $\beta$ 2 represents Asn, Arg, Thr, Ser, or His;  $\gamma$ 1 represents Arg, Gln, Asn, Thr, Ser, His, Lys, or Asp; and  $\gamma$ 2 represents Gln, Asn, Thr, Ser, His, Lys, or Asp.

4. The plant cell according to any one of claims 1 to 3, wherein the plant cell is a seed cell.

5. The plant cell according to any one of claims 1 to 4, wherein a plant comprising the plant cell exhibits:

an increase in single seed weight, or

an increase in the content of a fat and oil per seed of the plant,

wherein the increase is in comparison to a plant of the same species that lacks the plant cell according to any one of claims 1 to 4.

6. A method for producing a plant exhibiting an increase in single seed weight, or an increase in the content of a fat and oil per seed of the plant, the method comprising:

expressing in the plant a chimeric protein resulting from the fusion of a transcription factor comprising a protein as defined in (a) or (b) and a functional peptide that converts the transcription factor into a transcription repressor;

wherein

(a) is a protein comprising the amino acid sequence as shown in SEQ ID NO: 10;  
and

(b) is a protein encoded by a polynucleotide hybridizing under stringent conditions to a polynucleotide comprising a nucleotide sequence complementary to the nucleotide sequence as shown in SEQ ID NO: 9 and having transcription accelerating activity, wherein the stringent conditions comprise washing at 60 °C in the presence of 2X saline-sodium citrate (SSC);

wherein the increase is in comparison to a plant of the same species that does not express the chimeric protein.

7. The method according to claim 6, wherein the chimeric protein is expressed in the plant so as to suppress transcription accelerating activity of the transcription factor.

8. The method according to claim 6 or 7, wherein the functional peptide comprises the amino acid sequence represented by any one of formulae (1) to (8) below:

(1) X1-Leu-Asp-Leu-X2-Leu-X3

wherein X1 represents 0 to 10 amino acid residues; X2 represents Asn or Glu; and X3 represents at least 6 amino acid residues;

(2) Y1-Phe-Asp-Leu-Asn-Y2-Y3

wherein Y1 represents 0 to 10 amino acid residues; Y2 represents Phe or Ile; and Y3 represents at least 6 amino acid residues;

(3) Z1-Asp-Leu-Z2-Leu-Arg-Leu-Z3

wherein Z1 represents Leu, Asp-Leu, or Leu-Asp-Leu; Z2 represents Glu, Gln, or Asp; and Z3 represents 0 to 10 amino acid residues;

(4) Asp-Leu-Z4-Leu-Arg-Leu

wherein Z4 represents Glu, Gln, or Asp;

(5)  $\alpha$ 1-Leu- $\beta$ 1-Leu- $\gamma$ 1-Leu;

(6)  $\alpha$ 1-Leu- $\beta$ 1-Leu- $\gamma$ 2-Leu;

(7)  $\alpha$ 1-Leu- $\beta$ 2-Leu-Arg-Leu; and

(8)  $\alpha$ 2-Leu- $\beta$ 1-Leu-Arg-Leu

wherein, in formulae (5) to (8),  $\alpha$ 1 represents Asp, Asn, Glu, Gln, Thr, or Ser;  $\alpha$ 2 represents Asn, Glu, Gln, Thr, or Ser;  $\beta$ 1 represents Asp, Gln, Asn, Arg, Glu, Thr, Ser, or His;  $\beta$ 2 represents Asn, Arg, Thr, Ser, or His;  $\gamma$ 1 represents Arg, Gln, Asn, Thr, Ser, His, Lys, or Asp; and  $\gamma$ 2 represents Gln, Asn, Thr, Ser, His, Lys, or Asp.

9. A method for producing a fat and oil using a plant which comprises the plant cell according to any one of claims 1 to 5, the method comprising:

separating and recovering the fat and oil from the plant which comprises the plant cell according to any one of claims 1 to 5, in which the amount of the fat and oil is increased,

wherein the increase is in comparison to a plant of the same species that lacks the plant cell according to any one of claims 1 to 5.

10. A chimeric protein resulting from the fusion of a transcription factor with a functional peptide that converts the transcription factor into a transcription repressor, the chimeric protein:

(a) increasing single seed weight of a plant which expresses the chimeric protein in the seed, or

(b) increasing the content of a fat and oil per seed of a plant which expresses the chimeric protein in the seed;

via suppression of transcription accelerating activity of the transcription factor, wherein the transcription factor comprises a protein as defined in (i) or (ii):

(i) a protein comprising the amino acid sequence as shown in SEQ ID NO: 10; or

(ii) a protein encoded by a polynucleotide hybridizing under stringent conditions to a polynucleotide comprising a nucleotide sequence complementary to the nucleotide sequence as shown in SEQ ID NO: 9 and having transcription accelerating activity, wherein the stringent conditions comprise washing at 60 °C in the presence of 2X saline-sodium citrate (SSC),

wherein the increase is in comparison to a plant of the same species that does not express the chimeric protein.

11. The chimeric protein according to claim 10, wherein the functional peptide comprises the amino acid sequence represented by any one of formulae (1) to (8) below:

(1) X1-Leu-Asp-Leu-X2-Leu-X3

wherein X1 represents 0 to 10 amino acid residues; X2 represents Asn or Glu; and X3 represents at least 6 amino acid residues;

(2) Y1-Phe-Asp-Leu-Asn-Y2-Y3

wherein Y1 represents 0 to 10 amino acid residues; Y2 represents Phe or Ile; and Y3 represents at least 6 amino acid residues;

(3) Z1-Asp-Leu-Z2-Leu-Arg-Leu-Z3

wherein Z1 represents Leu, Asp-Leu, or Leu-Asp-Leu; Z2 represents Glu, Gln, or Asp; and Z3 represents 0 to 10 amino acid residues;

(4) Asp-Leu-Z4-Leu-Arg-Leu

wherein Z4 represents Glu, Gln, or Asp;

(5)  $\alpha$ 1-Leu- $\beta$ 1-Leu- $\gamma$ 1-Leu;

(6)  $\alpha$ 1-Leu- $\beta$ 1-Leu- $\gamma$ 2-Leu;

(7)  $\alpha$ 1-Leu- $\beta$ 2-Leu-Arg-Leu; and

(8)  $\alpha$ 2-Leu- $\beta$ 1-Leu-Arg-Leu

wherein, in formulae (5) to (8),  $\alpha$ 1 represents Asp, Asn, Glu, Gln, Thr, or Ser;  $\alpha$ 2 represents Asn, Glu, Gln, Thr, or Ser;  $\beta$ 1 represents Asp, Gln, Asn, Arg, Glu, Thr, Ser, or His;  $\beta$ 2 represents Asn, Arg, Thr, Ser, or His;  $\gamma$ 1 represents Arg, Gln, Asn, Thr, Ser, His, Lys, or Asp; and  $\gamma$ 2 represents Gln, Asn, Thr, Ser, His, Lys, or Asp.

12. A polynucleotide encoding the chimeric protein according to claim 10 or 11.

13. A recombinant expression vector comprising the polynucleotide according to claim 12 and a promoter.

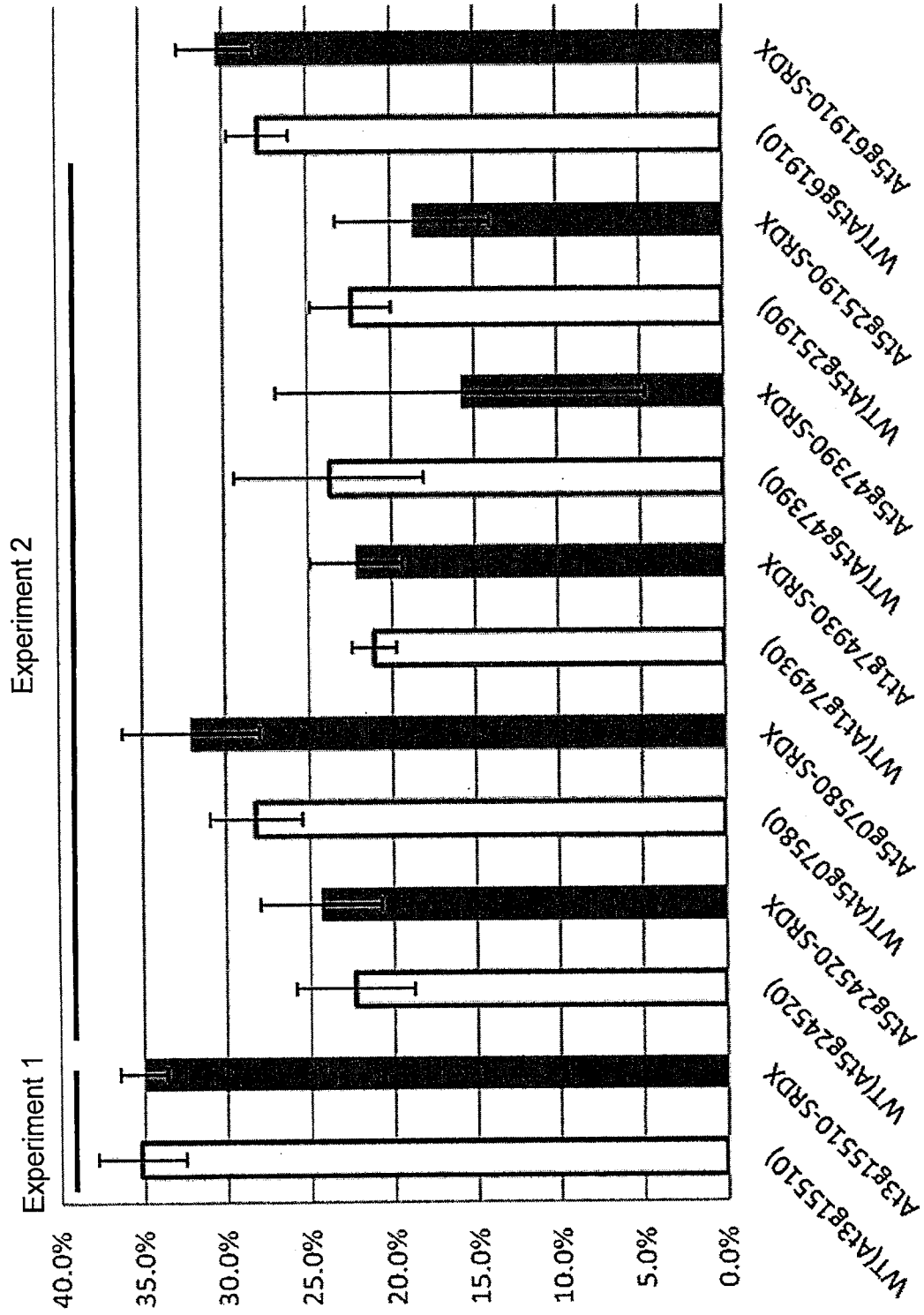
14. A kit for increasing:  
single seed weight, or  
the content of a fat and oil per seed

of a plant in comparison with a plant of the same species that is not transformed with the expression vector according to claim 13,

the kit comprising the expression vector according to claim 13 and instructions for use.

15. The kit according to claim 14, which further comprises reagents for introducing the recombinant expression vector into a plant cell.

Fig. 1



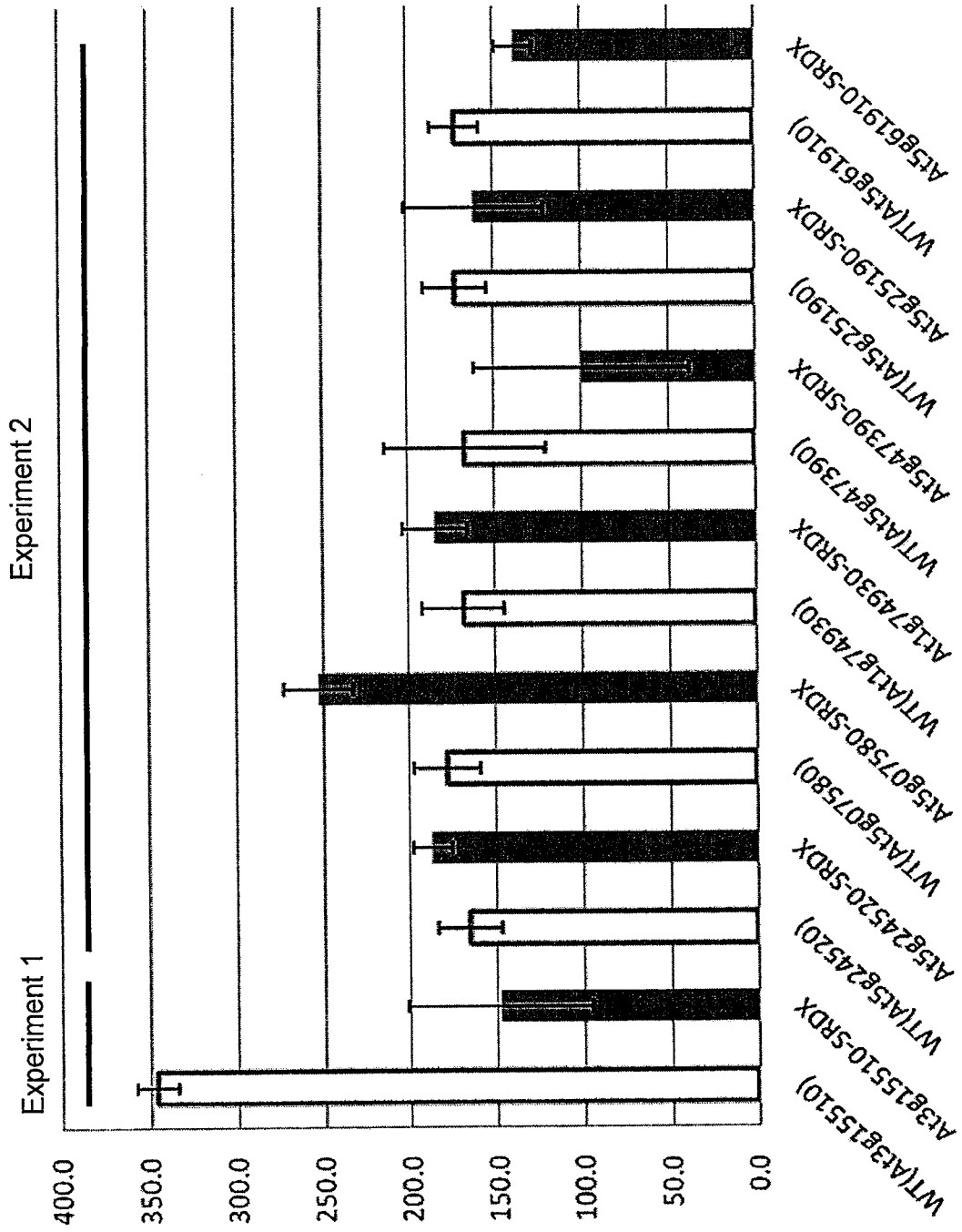


Fig. 2

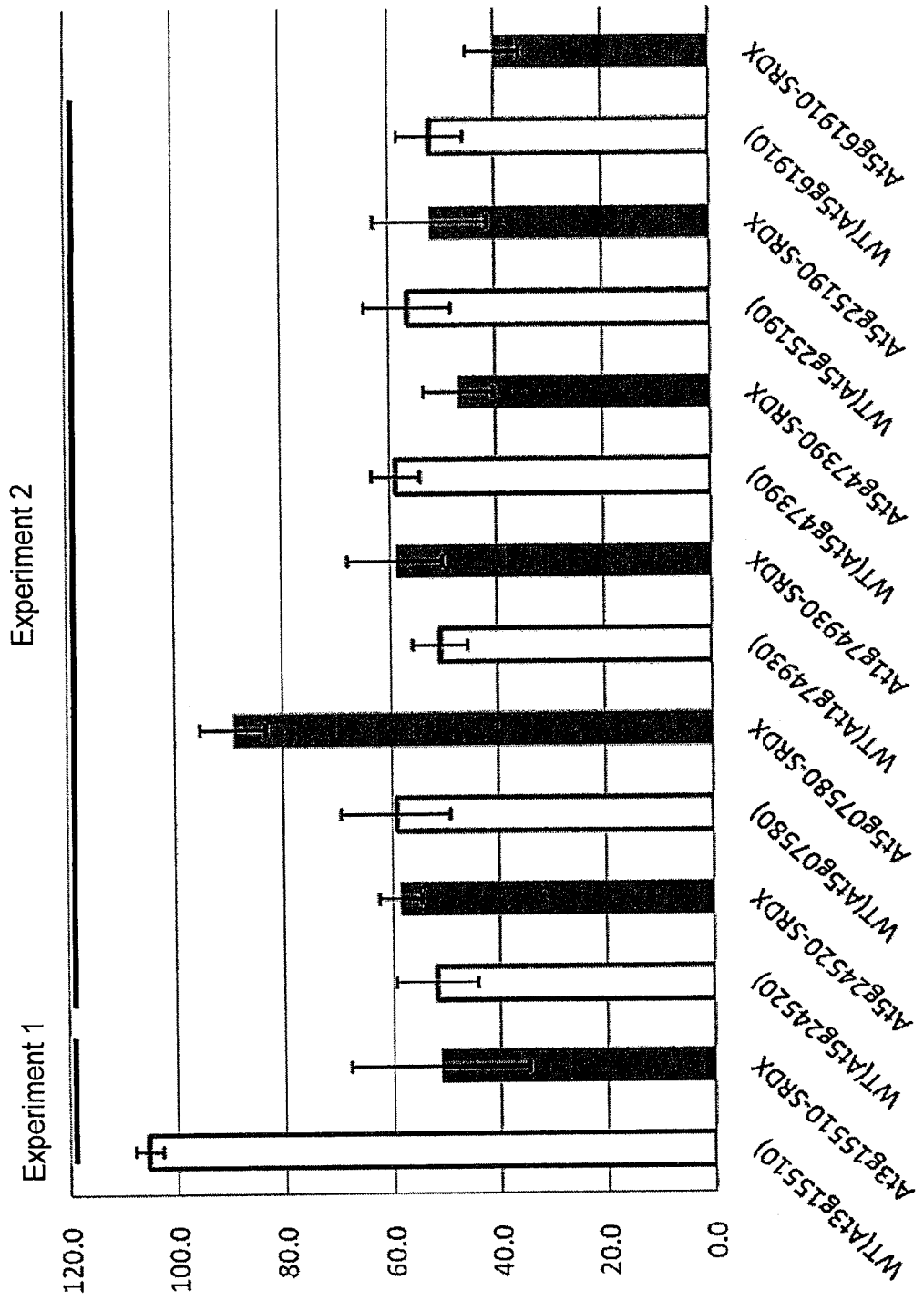
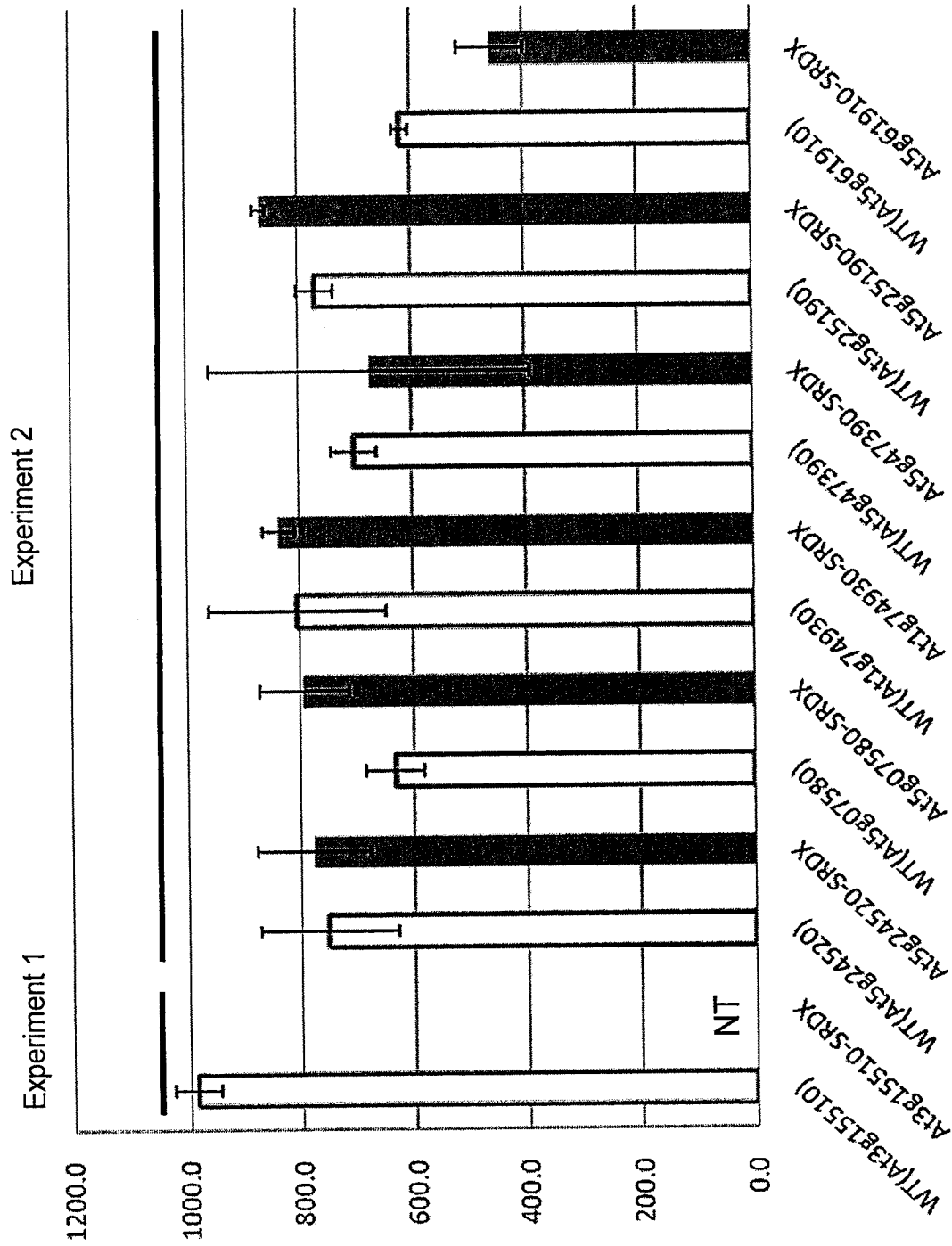


Fig. 3



NT: No measurement data

Fig. 4