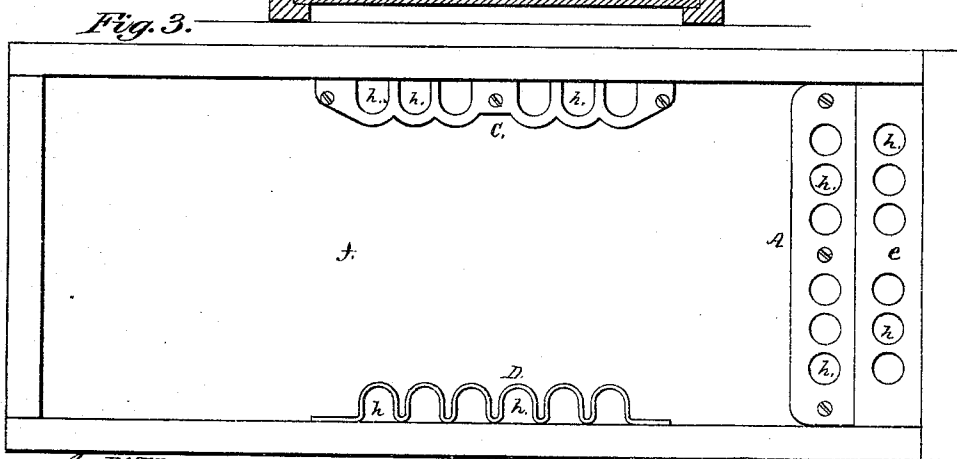
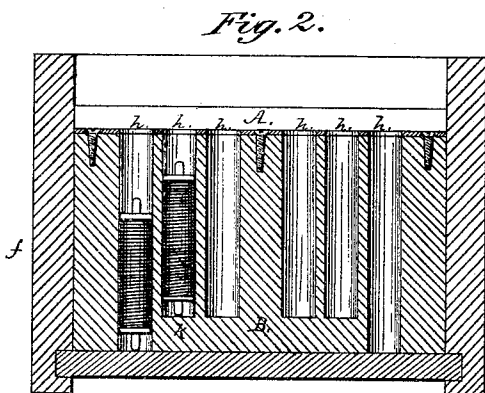
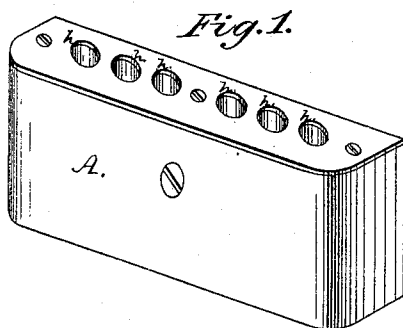


R. T. GILLESPIE.

Bobbin-Holders for Sewing-Machines.

No. 147,123.

Patented Feb. 3, 1874.



Witnesses,
Jno. D. Patten
J. P. Low

Inventor:
Robert T. Gillespie.
By *Johnston & Grindley,*
his attorneys.

UNITED STATES PATENT OFFICE.

ROBERT T. GILLESPIE, OF MILLPORT, OHIO.

IMPROVEMENT IN BOBBIN-HOLDERS FOR SEWING-MACHINES.

Specification forming part of Letters Patent No. **147,123**, dated February 3, 1874; application filed April 16, 1873.

To all whom it may concern:

Be it known that I, ROBERT T. GILLESPIE, of Millport, in the county of Columbiana and State of Ohio, have invented a new and useful Improvement in Bobbin Case or Holder in Combination with Drawers of Sewing-Machines; and I do hereby declare that the following is a full, clear, and exact description thereof, reference being had to the accompanying drawings, and to the letters of reference marked thereon.

The nature of my invention consists in providing the drawer of a sewing-machine with a case, holder, or receptacle for the reception of the bobbin and its thread.

To enable others skilled in the art to make and use my invention, I will proceed to describe more fully its construction and operation.

In the accompanying drawings, which form parts of my specification, Figure 1 is a perspective view of the bobbin-case detached from the drawer or other part of the sewing-machine. Fig. 2 is a vertical section of the same. Fig. 3 is a top view or plan of the drawer of a sewing-machine provided with the bobbin case or holder.

In the accompanying drawings, A represents the bobbin-holder, which may be con-

structed of wood, as indicated at B; cast metal, as represented at C; or of sheet metal, as shown at D; or they may be formed in the front end of the drawer *f* at *e*. The bobbin-chamber *h* may extend through the case to the bottom of the drawer *f*, forming the bottom of the bobbin-chamber *h*, or the chamber *h* may extend nearly through the case, leaving sufficient material for forming the bottom of the chamber *h*, as indicated at *k*. The case containing the series of chambers for the bobbin may be permanently secured to the sides of the drawers, as represented in Fig. 3, or they may be detachable and secured to the sides of the drawers of the sewing-machine by means of an attaching device, which will readily suggest itself to the mind of the skillful mechanic.

Having thus described my improvement, what I claim as of my invention is—

The bobbin-holder, constructed substantially as herein described, and arranged within the drawer of a sewing-machine table, as and for the purpose set forth.

ROBERT T. GILLESPIE.

Witnesses:

A. C. JOHNSTON,
JAMES J. JOHNSTON.