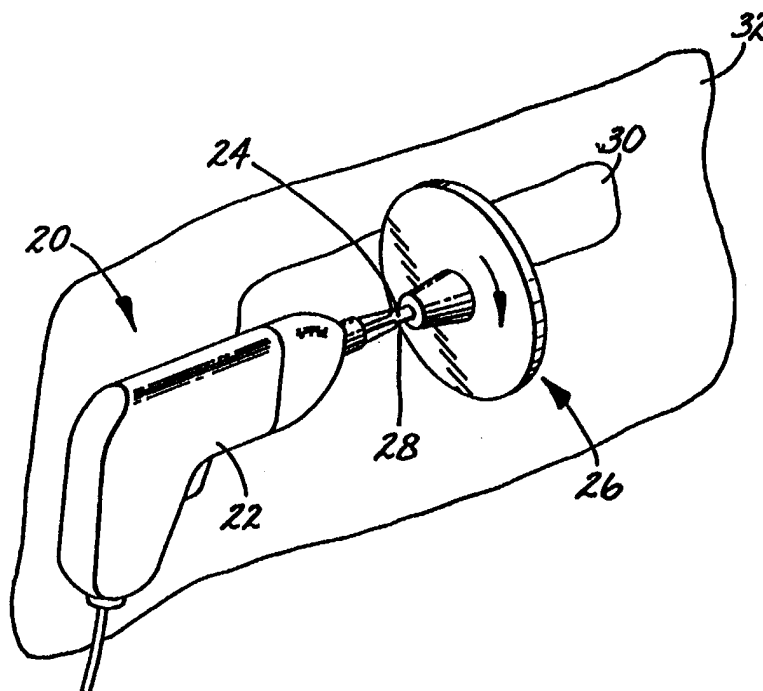




INTERNATIONAL APPLICATION PUBLISHED UNDER THE PATENT COOPERATION TREATY (PCT)

<p>(51) International Patent Classification ⁶ : C08K 13/02, C08L 101/00, B44D 3/16 // (C08K 13/02, 5:00, 5:098, 3:34, 3:36)</p>	A1	<p>(11) International Publication Number: WO 98/55545</p> <p>(43) International Publication Date: 10 December 1998 (10.12.98)</p>
<p>(21) International Application Number: PCT/US97/23331</p> <p>(22) International Filing Date: 17 December 1997 (17.12.97)</p> <p>(30) Priority Data: 08/868,915 4 June 1997 (04.06.97) US</p> <p>(71) Applicant: MINNESOTA MINING AND MANUFACTURING COMPANY [US/US]; 3M Center, P.O. Box 33427, Saint Paul, MN 55133-3427 (US).</p> <p>(72) Inventor: WINTER, Phillip, M.; P.O. Box 33427, Saint Paul, MN 55133-3427 (US).</p> <p>(74) Agents: FEULNER, Gregory, J. et al.; Office of Intellectual Property Counsel, P.O. Box 33427, Saint Paul, MN 55133-3427 (US).</p>	<p>(81) Designated States: AL, AM, AT, AU, AZ, BA, BB, BG, BR, BY, CA, CH, CN, CU, CZ, DE, DK, EE, ES, FI, GB, GE, GH, GM, GW, HU, ID, IL, IS, JP, KE, KG, KP, KR, KZ, LC, LK, LR, LS, LT, LU, LV, MD, MG, MK, MN, MW, MX, NO, NZ, PL, PT, RO, RU, SD, SE, SG, SI, SK, SL, TJ, TM, TR, TT, UA, UG, UZ, VN, YU, ZW, ARIPO patent (GH, GM, KE, LS, MW, SD, SZ, UG, ZW), Eurasian patent (AM, AZ, BY, KG, KZ, MD, RU, TJ, TM), European patent (AT, BE, CH, DE, DK, ES, FI, FR, GB, GR, IE, IT, LU, MC, NL, PT, SE), OAPI patent (BF, BJ, CF, CG, CI, CM, GA, GN, ML, MR, NE, SN, TD, TG).</p> <p>Published <i>With international search report.</i></p>	

(54) Title: FILLED ELASTOMERIC COMPOSITION AND APPARATUS MADE OF SAME



(57) Abstract

A soft elastomeric disc for removal of polymeric compositions from an underlying substrate. The disc is useful for removing decorative decals, stripes, graphics, emblems, protective moldings, paint and adhesive and is made from a filled elastomeric composition. The elastomeric composition is filled with a system that combines an organic lubricant and a non-abrasive particulate.

FOR THE PURPOSES OF INFORMATION ONLY

Codes used to identify States party to the PCT on the front pages of pamphlets publishing international applications under the PCT.

AL	Albania	ES	Spain	LS	Lesotho	SI	Slovenia
AM	Armenia	FI	Finland	LT	Lithuania	SK	Slovakia
AT	Austria	FR	France	LU	Luxembourg	SN	Senegal
AU	Australia	GA	Gabon	LV	Latvia	SZ	Swaziland
AZ	Azerbaijan	GB	United Kingdom	MC	Monaco	TD	Chad
BA	Bosnia and Herzegovina	GE	Georgia	MD	Republic of Moldova	TG	Togo
BB	Barbados	GH	Ghana	MG	Madagascar	TJ	Tajikistan
BE	Belgium	GN	Guinea	MK	The former Yugoslav Republic of Macedonia	TM	Turkmenistan
BF	Burkina Faso	GR	Greece	ML	Mali	TR	Turkey
BG	Bulgaria	HU	Hungary	MN	Mongolia	TT	Trinidad and Tobago
BJ	Benin	IE	Ireland	MR	Mauritania	UA	Ukraine
BR	Brazil	IL	Israel	MW	Malawi	UG	Uganda
BY	Belarus	IS	Iceland	MX	Mexico	US	United States of America
CA	Canada	IT	Italy	NE	Niger	UZ	Uzbekistan
CF	Central African Republic	JP	Japan	NL	Netherlands	VN	Viet Nam
CG	Congo	KE	Kenya	NO	Norway	YU	Yugoslavia
CH	Switzerland	KG	Kyrgyzstan	NZ	New Zealand	ZW	Zimbabwe
CI	Côte d'Ivoire	KP	Democratic People's Republic of Korea	PL	Poland		
CM	Cameroon	KR	Republic of Korea	PT	Portugal		
CN	China	KZ	Kazakstan	RO	Romania		
CU	Cuba	LC	Saint Lucia	RU	Russian Federation		
CZ	Czech Republic	LI	Liechtenstein	SD	Sudan		
DE	Germany	LK	Sri Lanka	SE	Sweden		
DK	Denmark	LR	Liberia	SG	Singapore		
EE	Estonia						

FILLED ELASTOMERIC COMPOSITION AND APPARATUS MADE OF SAME

This invention relates to the removal of adhered surface coverings from a substrate. In particular, the invention relates to a filled elastomeric composition, a rotatable disc made from the composition, an apparatus containing the same, and a method of removing such surface coverings without damage to the substrate to which they are adhered.

Surface coverings such as decorative decals, stripes, graphics, emblems, and protective moldings are used extensively in a variety of applications. These surface coverings are typically adhered with pressure-sensitive adhesives to painted and unpainted surfaces of automobiles, trucks, airplanes, and boats. The pressure sensitive adhesives typically are based on acrylic polymers or elastomers which may have been modified by the addition of tackifiers and stabilizers to enable the surface covering item to adhere to the surface by finger or roller pressure.

In the process of repairing and repainting portions of a painted surface to which the surface coverings are adhered, removal of the coverings may be necessary. Removal of relatively thin surface coverings such as decals and pinstripes is presently done by removing the covering from the painted surface with a hand- or tool-held razor blade. Typically, this cutting process leaves the adhesive and small fragments of the surface covering on the surface which must thereafter be removed by vigorously rubbing the residue with a cloth or sponge soaked with a suitable solvent. Use of a razor blade may also damage the underlying surface paint.

Another removal procedure employs a heat gun to very carefully heat the surface covering so that a thin object such as a fingernail may be inserted under a softened edge to start removal and thereafter pulling on the edge to remove the remainder of the surface covering. However, relatively thin decals and stripes often do not have high tensile strength and usually tear free from the unremoved portion, thereby requiring the removal procedure to be initiated again. This procedure has the disadvantages of potentially overheating and damaging the painted surface from which the surface covering is removed, and it is a very tedious task.

Another existing problem occurs when emblems and protective side moldings on an automobile or truck are peeled from a surface. Adhesive residue is

often left on both the emblem or molding and the painted surface of the automobile. The adhesive residue then must be removed from both surfaces, such as by vigorously rubbing the residue with a cloth or sponge soaked with a suitable solvent which is selected so that it will dissolve the adhesive residue but not harm the painted surface which bears it. While more aggressive solvents may facilitate faster removal of the adhesives, such solvents can damage some painted surfaces and may raise flammability and/or toxicity concerns. The adhesive residue on the emblem or the side molding must also be removed, usually by scraping, followed by solvent cleanup.

In response to these problems, systems have been developed that utilize a rotating polymeric disc. When the rotating disc is contacted with the surface covering, the resulting friction causes an increase in temperature. This temperature increase causes the adhesive to soften, and the emblem or molding can then be removed. An example of such a system is found in Winter, U.S. Patent No. 5,269,874. Such systems have alleviated many of the above noted problems associated with the removal of adhered surface coverings. However, other concerns arise with rotating disc systems. For example, the hardness and abrasive properties of the disc must be controlled to ensure that the surface covering is removed without damaging the substrate. If the disc is too soft, insufficient heat will be generated and/or the disc material will smear onto the surface. If the temperature at the surface is too high, the underlying paint can be cracked or damaged, or airborne residue known as "fog" can be generated.

The present invention provides a filled elastomeric composition that contains an elastomer, about 2 to 43 wt-% of an organic lubricant selected from the group consisting of solid organic lubricants and polar organic lubricants and about 2 to 43 wt-% of a non-abrasive particulate, wherein the organic lubricant and non-abrasive particulate together comprise about 4 to 45 wt-% of the filled elastomeric composition. The invention also provides an apparatus, a rotatable body and a method that are useful for the effective, quick removal of heat softenable surface coverings.

The apparatus comprises a rotatable body having a peripheral surface and being rotatable about its axis, the body comprising at least one disc of a filled

elastomeric composition that contains an elastomer, about 2 to 43 wt-% of an organic lubricant selected from the group consisting of solid organic lubricants and polar organic lubricants and about 2 to 43 wt-% of a non-abrasive inorganic particulate, wherein the organic lubricant and non-abrasive particulate together
5 comprise about 4 to 45 wt-% of the filled elastomeric composition.

The present invention also provides a method for removing adhered heat softenable surface coverings from a heat stable substrate.

The rotatable body rotates at a speed that diminishes the integrity of the surface covering. The peripheral surface thereafter causes the heat softenable
10 covering to be forcibly removed from the substrate surface. The portion of the peripheral surface which contacted the heat softenable surface covering thereafter attrites from the peripheral surface.

The organic lubricant and non-abrasive particulate together define a “filler system” that allows for the preparation of compositions particularly well suited
15 for use in removal of heat-softenable surface coverings. The unique elastomeric compositions of the invention can be used with slow speed tools to allow selective removal of pressure sensitive adhesive bonded tapes and films from heat stable substrates with high efficiency, with minimum tangential force, very little or no surface residue, without undue temperature generation, without significant
20 scratching, and without generating significant airborne residue .

All weight percentages are based on the total weight of the filled elastomeric composition absent an express statement to the contrary.

As used herein, “solid organic lubricant” means an organic lubricant that is solid at room temperature. “Polar organic lubricant” means an organic
25 lubricant that has at least one polar substituent, e.g. at least one carboxyl, hydroxyl, sulfhydryl, amide, carbonyl, amino, ether, or siloxy group.

FIG. 1 is a perspective view of a plurality of elastomeric discs mounted on an arbor to provide one embodiment of an article of the present
30 invention.

FIG. 2 is a perspective view of the apparatus of the present invention, in use, removing a heat softenable surface covering from a heat stable substrate.

FIG. 3 is a sectional view taken at line 3--3 of the embodiment of FIG. 1.

FIG. 4 is a sectional view of another embodiment according to the present invention which is similar to that of FIG. 1, but also includes spacers between elastomeric discs.

The present invention provides a filled elastomeric composition useful to make discs that can be used with power tools to remove heat softenable surface coverings from a heat stable substrate without appreciable damage to the substrate.

The term "disc(s)" is meant to include wheels, fluted wheel structures or other structures with a substantially uninterrupted peripheral work surface. These discs comprise soft polymeric elastomeric matrixes that have a unitary disc structure or a disc structure formed by a plurality of thinner disc elements mounted on an arbor.

The term "heat softenable material" is meant to denote a material that, when heated to a deforming temperature, softens to a point at which the material's integrity is diminished such that the material may be deformed when exposed to frictional forces.

The term "heat stable" with reference to a substrate is meant to denote that such material will not deform under the same frictional forces that the heat softenable material deformed under, when subjected to a temperature which is equal to or less than the deforming temperature.

The discs made with the elastomeric composition of the invention are used with a power tool to effectively remove decorative decals, stripes, adhesive residue, or other heat softenable surface coverings from most painted or unpainted automotive, truck, airplane, or boat surfaces without appreciable change or damage to the surfaces. More specifically, when used on a heat stable painted surface the paint is generally undamaged.

Heat softenable paint is often used to cover wooden articles such as furniture. Discs made of the filled elastomeric composition of the invention may be used to remove heat softenable paint from wooden surfaces without damaging the underlying wood. This method is much quicker and less labor intensive than scraping or sanding the wood, and does not require use of chemical stripping agents. This

removal procedure can be performed with relative ease and less skill as compared with procedures currently used.

The discs made of the filled elastomeric composition have good mechanical strength and a low, controlled wear rate during use. Wear or attrition of the peripheral surface of the discs provides a self-cleaning disc. The discs should be sufficiently stiff to impart mechanical energy to the item being removed but not so stiff so as to impart excessive energy to the heat stable substrate and cause damage to the substrate. The energy imparted to the surface by the rotating discs of the invention is partially converted into thermal energy which heats the surface, and, if excessive, the resultant heat can cause painted surfaces to craze, wrinkle, blister, or completely lose the paint. Furthermore, the thermal energy may deform the substrate if excessive temperatures are reached.

Referring to FIGS. 1 and 3, a composite disc 10 of the present invention is shown. Composite disc 10 is comprised of thinner individual discs 12. The composite disc 10 is mounted to an arbor 14. The arbor 14 is adapted such that end 16 may be coupled to a power tool capable of rotating the composite disc 10 at speeds of at least 30 surface meters per minute. Removal of a heat softenable material occurs by urging edge 18 against the material for a period of time sufficient to remove the material.

Referring to FIG. 2, apparatus 20 of the present invention is shown removing a heat softenable material from a heat stable substrate. The apparatus 20 comprises a rotating means such as drill motor 22 coupled to an arbor 24, with a plurality of discs 26 secured to the arbor 24. The drill motor 22 rotates the discs 26 as a periphery 28 of the discs 26 contacts decal 30. The periphery 28 is urged against decal 30 causing the frictional contact to raise the temperature of decal 30 and the underlying adhesive which secures decal 30 to substrate 32. When the temperature reaches the deforming temperature of decal 30, a portion of the decal is removed from substrate 32, while at the same time a portion of the periphery is attrited from the discs 26. The attriting action results in a self-cleaning disc, free of any decal portions clung to its periphery. The drill motor 22 must have sufficient power to rotate the discs to a surface speed that results in the decal 30 achieving its deforming temperature.

FIG. 4 shows a composite disc 40 which is similar to composite disc 10 shown in FIGS. 1 and 3 but it also includes spacers 41 between individual discs 12.

5 The discs are made of a filled elastomeric composition that contains an elastomer and a filler system. This composition allows for the formation of discs that will readily remove heat softenable surface coverings but will not crack, scratch, or otherwise cause significant damage to the substrate.

Elastomers employed in the composition of the invention can be either thermoplastic or thermosetting and should preferably have glass transition
10 temperatures of less than about -20°C . Examples of useful thermoplastic materials include plasticized polyvinyl chloride (PVC), alkylenic block copolymer, styrenic block copolymer, thermoplastic polyester, thermoplastic polyurethane, ethylene-propylene elastomer, styrene/butadiene rubber, ethylene-propylene terpolymer rubber, thermoplastic polypropylene/ethylene-propylene copolymer blend,
15 thermoplastic polyamide, copolymers thereof, and mixtures thereof.

Useful thermosetting polymeric elastomers include crosslinked polyurethanes, crosslinked acrylates, crosslinked natural rubber, crosslinked synthetic rubbers, crosslinked epichlorohydrin, crosslinked chlorosulfonated polyethylene, crosslinked ethylene-acrylic, and the like. Of these, a crosslinked polyurethane is
20 generally preferred.

Optionally, a plasticizer can be added to the elastomer for the purpose of controlling mechanical properties such as hardness and improving forming processes. Any of the known plasticizers can be used, provided they are compatible with the elastomer and do not substantially adversely affect the properties of discs
25 formed from the filled elastomeric composition. Alkyl benzylphthalates represent a preferred class of plasticizers. If present, a plasticizer is typically added to the filled elastomeric composition in an amount of about 9 to 22 weight percent.

The filler system used in the elastomeric compositions of the invention contains an organic lubricant and a non-abrasive particulate. This system allows one
30 to control various properties of the disc, such as wear rate, coefficient of friction, and hardness.

The filler system makes up about 4 to 45 wt-% of the filled elastomeric composition. The amount of organic lubricant can range from about 2 to 23 wt-% of the filled elastomeric composition and the amount of non-abrasive particulate can range from about 2 to 23 wt-% of the filled elastomeric composition, so long as the combined amount of these components is about 4 to 45 wt-% based on the total weight of the filled elastomeric composition.

The organic lubricant acts to control adhesion of the elastomer to the substrate, the coefficient of friction of the disc, interface temperature generated, and wear rate. The organic lubricant is a lubricant selected from the group consisting of solid organic lubricants and polar organic lubricants. The organic lubricants are typically materials with long non-polar backbones that may have polar groups attached. Examples include fatty acids, fatty esters, fatty alcohols, fatty amides, metallic stearates, paraffinic and microcrystalline waxes, polyethylenes, oxidized polyethylenes, silicones, fluoroplastics, orthophosphoric acid esters, and the like. Carboxylic acids having 10 to 50 carbon atoms or a salt or derivative thereof are preferred, with salts of stearic acid particularly preferred. Examples of useful organic lubricant materials include stearic acid, lithium stearate, calcium stearate, aluminum stearate, and ethylene-bis-stearamide. Mixtures of various organic lubricants can be used if desired. The organic lubricant is present in an amount of about 2 to 43 wt-%, and preferably about 5 to 20 wt-%.

The non-abrasive particulate component of the filler system provides the filled elastomeric composition with control of wear rate and hardness. This particulate may be either organic or inorganic. Any particulate material that is compatible with the elastomer and will not cause scratching of painted or coated surfaces may be used. Suitable particulates will generally have a Mohs hardness value of 1 to about 3, and an average particle diameter of about 0.1 to 3 micrometers. Examples of useful inorganic non-abrasive particulate materials include talc, calcium carbonate, and aluminum trihydrate. Useful organic non-abrasive particulate materials include corn starch and dextrin. Mixtures of two or more non-abrasive particulate materials can be used if desired. The non-abrasive particulate is present in an amount of about 2 to 43 wt-%, preferably about 5 to 20 wt-%.

The amounts of organic lubricant and non-abrasive particulate may also be expressed as the weight ratio of one component to the other. Within the ranges specified above, filler systems wherein the organic lubricant and the non-abrasive particulate are present in a weight ratio of about 8:1 to 1:8 are preferred, with a weight ratio of about 5:1 to 1:5 particularly preferred.

The filled elastomeric compositions used to make the discs of the invention can have a foamed structure with a density slightly less than the solid unfoamed polymer although such foaming is not necessary.

If present, the amount of foam should be balanced with the amount of filler used to provide a composition with the desired density. Very low density foamed polymeric elastomers may not be sufficiently stiff to impart adequate energy to remove the decals and adhesive residue. As the polymeric material becomes somewhat stiffer, however, the potential for being too aggressive can be partially offset by using foamed elastomeric compositions having lower densities.

Preferably the elastomeric composition should have a Shore A hardness of about 10 to 90. Materials softer than about Shore 10 A may be used but are generally not economically effective in removing decals and adhesive residues due to the disc attriting so quickly during use. Discs harder than about Shore 90 A may tend to damage some painted surfaces while removing decals and adhesive residue. However, these discs could be used when removing graphics, decals, or adhesive from unpainted surfaces or when there is little concern for the integrity of the paint underlay.

The filled elastomeric composition is formed into discs having a thickness of about 2 mm to 25 mm. If a single disc is used, it will typically have a thickness of about 10 mm to 20 mm. If a plurality of discs is used, each disc will typically have a thickness of about 2 mm. The disc or discs are placed and secured on an arbor so as to make a wheel of the thickness suited to the need of the application and the power of the drive tool. The disc(s) generally have a kinetic coefficient of friction of about 0.5 to 3.0.

The disc(s) of the invention is mounted on an arbor of a rotary power tool, which may be a portable hand-held air tool, an electrically powered tool, a stationary rotating shaft, or a rotating shaft supported by a robot arm. The discs

should be mounted to a tool capable of rotating at least 30 surface meters per minute. The discs of the invention are ordinarily rotated at about 320 to 640 surface meters per minute. Discs having a larger diameter can be rotated at somewhat higher surface speeds than smaller discs to achieve optimum performance. It is postulated the
5 periphery of larger discs accumulate less thermal energy as there is more time to dissipate some thermal energy before energy is added by re-engagement with the work surface.

The discs of the invention should have adequate mechanical strength to resist fracture when rotated at speeds greater than about 1550 surface meters per
10 minute, preferably greater than about 1825 surface meters per minute. Inadequate mechanical strength would limit the speed at which the discs could be rotated, which would increase the time required to remove decals or adhesive residue. Further problems encountered with discs having inadequate resistance to fracture include safety hazards such as stray pieces of the discs fracturing off and hitting the user's
15 body.

While removing heat softenable surface coverings, the discs of the invention must slowly wear away to regenerate a disc surface which is substantially free of surface covering residue being removed.

The wearing away or attrition of portions of the peripheral surface act
20 in a way to self clean the discs. If the disc is too wear resistant, adhesive residues accumulate on the working surface, resulting in a slower removal of surface coverings. The accumulated adhesive residue on the periphery of the disc can also smear adhesive residue back onto the surface from which it was removed and be very difficult to remove by methods such as wiping with a solvent soaked cloth. It has
25 been found that discs with a peripheral surface width of 16 mm should preferably have a wear rate greater than about 0.2 gram per minute when operated at the above described speeds to remove the pressure sensitive adhesive attachment tape and also be self-cleaning. On the other hand, discs with very high wear rates, e.g., greater than about 5 grams per minute per 16 mm length, tend to be less economical. The
30 preferred wear rate is about 0.8 grams per minute per 16 mm length when operated at the speeds referred to above.

hardened cast disc was removed from the mold and a 3/8-inch (0.95 cm) center hole was drilled with an automated drill press.

Table 1

Component	Parts by Weight
Poly bd	200
plasticizer	70
Terethane 2000	30
1,4 butanediol	6
DABCO 33-LV	0.5
lithium stearate	45
talc	45
MDI	51.3

5

Test Methods

Test panels were prepared as follows. 3-inch x 12-inch (7.62 cm x 30.48 cm) strips of "Scotchcal™ High Performance Auto Grade Film", commercially available from Minnesota Mining and Manufacturing Company, St. Paul, Minnesota, and 1-inch x 12-inch (2.54 cm x 30.48 cm) strips of "Scotch® 4210 Acrylic Foam Tape", commercially available from Minnesota Mining and Manufacturing Company, St. Paul, Minnesota were applied to 18 in. x 30 in. x 1/32 inc. thick (45.72 cm x 76.20 cm x 0.79 mm thick) Clear/Color Automotive Black painted panels prepared by ACT Laboratories, Inc. of Hillsdale, Michigan. After the application of the film and tape strips, the panels were heated for 30 minutes at 180°F (82.2°C) in a forced convection oven to "age" the specimens.

15

Removal Test

The disc of Example 1 was weighed and secured on a steel mandrel between 1.5 inch (3.81 cm) diameter steel washers. The mandrel was then mounted in the chuck of a "SNAP-ON Blue Point II" (Snap-On, Inc., Kenosha, Wisconsin) air drill that was supplied with 98 psi air via a 1/4 inch (0.64 cm) interior diameter hose.

20

When activated, the air drill rotated the test disc at 1900 to 2000 rpm under load. For the removal test, the rotating disc was urged against the film and tape strips until they were successfully removed from the painted panel. The time required for removal was recorded and the disc was weighed again to determine the amount of wear. The test results are reported in Table 2.

Paint Damage Test

The disc of Example 1 was dressed to provide a fresh, uncontaminated surface by lightly urging the rotating disc against a 5-inch (12.7 cm) "SURFORM" rasp (The Stanley Works, New Britain, Connecticut) that was attached to a piece of wood. The disc was then allowed to cool to room temperature. While being driven at 1900 to 2000 rpm, the disc was then urged against a 1-inch (2.54 cm) diameter spot on the ACT-prepared panel (2 in. x 11 in. x 1/32 in.) (5.1 cm x 27.9 cm x 0.08 cm) for 20 seconds. The panel was held in a fixture on a triple beam balance set at 1000 g. The spot was then cleaned with isopropanol and visually examined for the presence of scratches and/or cracks. The atmosphere near the disc was visually examined for the presence of airborne residue from the test (fogging). The results are shown in Table 2.

20

Table 2

Property	Example 1
Hardness (Shore A)	64
Film Removal Time (seconds)	38
Wear to remove film (grams)	0.9
Tape Removal time (seconds)	35
Wear to remove tape (grams)	1.8
Scratching: 0 = none 10 = deep scratches	<1
Heat-induced surface cracking	no
Fogging:	0-1

0 = none	
10 = clouds of aerosol generated	

For each of Examples 2 through 17, the components set forth in Table 4 were combined and formed into a disc in the manner described for Example 1.

Example 18 is a composition representative of those described in Winter, U.S. Patent No. 5,269,874. The composition of Example 18 is shown in Table 3.

Table 3

Ingredient	Amount (parts by weight)
Poly(vinyl chloride) ("Oxy 410", available from Occidental Chemical Corporation)	100
Triisononyl trimellitate	95
Therm-check 130 heat stabilizer, available from Ferro Corp.	5
Therm-check 5221 stabilizer, available from Ferro Corp.	1
Admix 710 epoxidized soybean oil, available from Velsicol Chemical Corp.	6
Stearic acid	0.25
Diisononyl phthalate	0.4
Kempore 200 MC, available from Uniroyal Chemical Co.	0.4

Amounts in Table 4 are expressed in parts by weight. The removal and paint damage tests were performed as described for Example 1. Results are reported in Table 5.

TABLE 4

Component	Ex. 1	Ex. 2	Ex. 3	Ex. 4	Ex. 5	Ex. 6	Ex. 7	Ex. 8	Ex. 9
Poly bd	200	200	200	200	200	200	200	200	200
poly(vinyl chloride)	0	0	0	0	0	0	0	0	0
plasticizer	70	70	70	70	70	70	70	70	70
Terethane 2000	30	30	30	30	30	30	30	30	30
1,4 butanediol	6	6	6	6	6	6	6	6	6
DABCO 33-LV	0.5	0.5	0.5	0.5	0.5	0.5	0.5	0.5	0.5
lithium stearate	45	45	45	60	30	25	20	20	100
talc	45	0	20	30	60	25	20	100	20
MDI	51.3	51.4	51.3	51.3	51.3	51.3	51.3	51.3	51.3
calcium carbonate	0	45	25	0	0	0	0	0	0
calcium stearate	0	0	0	0	0	0	0	0	0
added water	0	0	0	0	0	0	0	0	0

Component	Ex. 10	Ex. 11	Ex. 12	Ex. 13	Ex. 14	Ex. 15	Ex. 16	Ex. 17	Ex. 18
Poly bd	200	200	200	200	200	200	200	200	0
poly(vinyl chloride)	0	0	0	0	0	0	0	0	48
plasticizer	70	0	70	70	0	35	70	70	0
Terethane 2000	30	30	30	30	30	30	30	30	0
1,4 butanediol	6	6	6	6	6	6	6	6	0
DABCO 33-LV	0.5	0.5	0.5	0.5	0.5	0.5	0.5	0.5	0
lithium stearate	0	0	0	75	45	45	0	45	0
talc	45	0	0	15	45	45	0	0	0
MDI	51.3	51.3	51.3	51.3	51.3	51.3	51.3	51.3	0
calcium carbonate	0	0	0	0	0	0	0	0	0
calcium stearate	45	0	0	0	0	0	0	0	0
added water	0	0	0	0	0	0	0.4	0	0
dextrin	0	0	0	0	0	0	0	45	0
Plasticizer/Stabilizer/b lowing agent	0	0	0	0	0	0	0	0	52

TABLE 5

Property	Ex. 1	Ex. 2	Ex. 3	Ex. 4	Ex. 5	Ex. 6	Ex. 7	Ex. 8	Ex. 9
Hardness, Shore A	64	62	62	65	70	60	60	74	68
Film Removal Time, seconds	38	40	42	44	48	45	46	43	52
Wear to remove film, grams	0.9	1.0	1.1	0.9	1.3	1.3	1.5	1.5	1.1
Tape Removal Time, seconds	35	35	39	43	36	39	38	37	47
Wear to Remove Tape, grams	1.8	1.8	2.0	2.6	1.0	1.8	1.8	1.8	2.7
Scratching (0-10) ¹	<1	<1	0	<1	<1	0	0	<1	<1
Cracking (0-10) ²	0	0	0	0	0	0	0	0	0
Fogging (0-10) ³	0-1	0-1	0-1	0-1	0-1	0-1	0-1	0-1	0-1

¹ 0 = no scratches; 10 = deep scratches

² heat-induced surface crazing, 0 = none; 10 = severe crazing

³ aerosol generation during test, 0 = none; 10 = clouds of aerosol generated

⁴ n.d. = not determined

⁵ permanent paint appearance change to a light gray in contact area

Property	Ex. 10	Ex. 11	Ex. 12	Ex. 13	Ex. 14	Ex. 15	Ex. 16	Ex. 17	Ex. 18
Hardness, Shore A	67	70	57	68	82	73	40	68	82
Film Removal Time, seconds	49	55	50	41	41	41	72	47	89
Wear to remove film, grams	2.0	0.3	2.4	1.0	0.7	1.0	9.3	1.1	12.9
Tape Removal Time, seconds	41	34	38	42	37	38	n.d. ⁴	38	53
Wear to Remove Tape, grams	2.6	0.4	6.8	1.8	0.8	1.1	n.d.	1.6	8.0
Scratching (0-10)	<1	<1	<1	0	<1	<1	0	<1	0
Cracking (0-10)	0	8	0 ³	0	0	0	0 ³	0	0
Fogging (0-10)	0-1	2-3	2-3	0-1	0-1	0-1	0-1	0-1	0

¹ 0 = no scratches; 10 = deep scratches

² heat-induced surface crazing, 0 = none; 10 = severe crazing

³ aerosol generation during test, 0 = none; 10 = clouds of aerosol generated

⁴ n.d. = not determined

⁵ permanent paint appearance change to a light gray in contact area

1. WE CLAIM:

1. A filled elastomeric composition comprising an elastomer, about 2 to 43 wt-% of an organic lubricant selected from the group consisting of solid organic lubricants and polar organic lubricants and about 2 to 43 wt-% of a non-abrasive particulate, wherein the organic lubricant and the non-abrasive particulate together comprise about 4 to 45 wt-% of the filled elastomeric composition.
2. The composition of claim 1 wherein the organic lubricant and the non-abrasive particulate are present in a weight ratio of about 8:1 to 1:8.
3. The composition of claim 1 wherein the non-abrasive particulate has a Mohs value of 1 to about 3.
4. The composition of claim 1 wherein the non-abrasive particulate comprises calcium carbonate, dextrin, talc or a mixture thereof.
5. The composition of claim 1 wherein the non-abrasive particulate comprises particles having an average diameter of about 0.1 to 3 micrometers.
6. The composition of claim 1 wherein the organic lubricant comprises a polyethylene wax or paraffin.
7. The composition of claim 1 wherein the organic lubricant comprises a carboxylic acid having 10 to 50 carbon atoms or a derivative thereof.
8. The composition of claim 1 wherein the organic lubricant comprises a salt or an amide of stearic acid.
9. The composition of claim 1 wherein the organic lubricant comprises stearic acid, ethylene-bis-stearamide, lithium stearate, calcium stearate, aluminum stearate, or a mixture thereof.
10. The composition of claim 1 wherein the elastomer comprises a thermoplastic polymer.
11. The composition of claim 1 wherein the elastomer comprises an alkylenic or styrenic block copolymer; a polyester; a rubber; a polyamide; polyvinyl chloride; or a mixture thereof.
12. The composition of claim 1 wherein the elastomer comprises a thermoset polymer.

13. The composition of claim 1 wherein the elastomer comprises a crosslinked polyurethane.
14. The composition of claim 1 further comprising a plasticizer.
15. The composition of claim 16 wherein the plasticizer comprises an alkyl benzylphthalate.
16. An apparatus for removing an adhered heat softenable surface covering from the surface of a heat stable substrate without damage to the substrate comprising at least one disc made of the filled elastomeric composition of claim 1.
17. The apparatus of claim 16 wherein the elastomeric composition has a Shore A hardness of about 10 to 90.
18. The apparatus of claim 16 wherein the apparatus comprises a single disc.
19. The apparatus of claim 16 wherein a portion of a peripheral surface of the at least one disc is attrited to provide a renewed peripheral surface of the disc for contact with the surface covering.
20. The apparatus of claim 19 wherein the at least one disc has a surface wear rate of at least about 0.2g/min/16mm length.
21. The apparatus of claim 16 wherein the disc has a thickness of about 2 to 25 mm.
22. The apparatus of claim 16 wherein the at least one disc has a kinetic coefficient of friction of about 0.5 to 3.0.
23. The apparatus of claim 16 further including means for rotating the apparatus around a central axis of rotation.
24. A method of removing an adhered heat softenable surface covering from a surface of a heat stable substrate substantially without damage to said substrate, the method comprising the steps of:
 - (a) providing a rotatable body having a peripheral surface and being rotatable about its axis, said body comprising at least one disc made of the filled elastomeric composition of claim 1;
 - (b) rotating the rotatable body to provide a rotating body;
 - (c) contacting a portion of said peripheral surface of said rotating body with said heat softenable surface covering to be removed, causing said

surface covering to increase in temperature and thereafter forcibly removing said surface covering by said portion of said peripheral surface from said heat softenable substrate; and

(d) attriting said peripheral surface of said rotating body by continued rotation thereof.

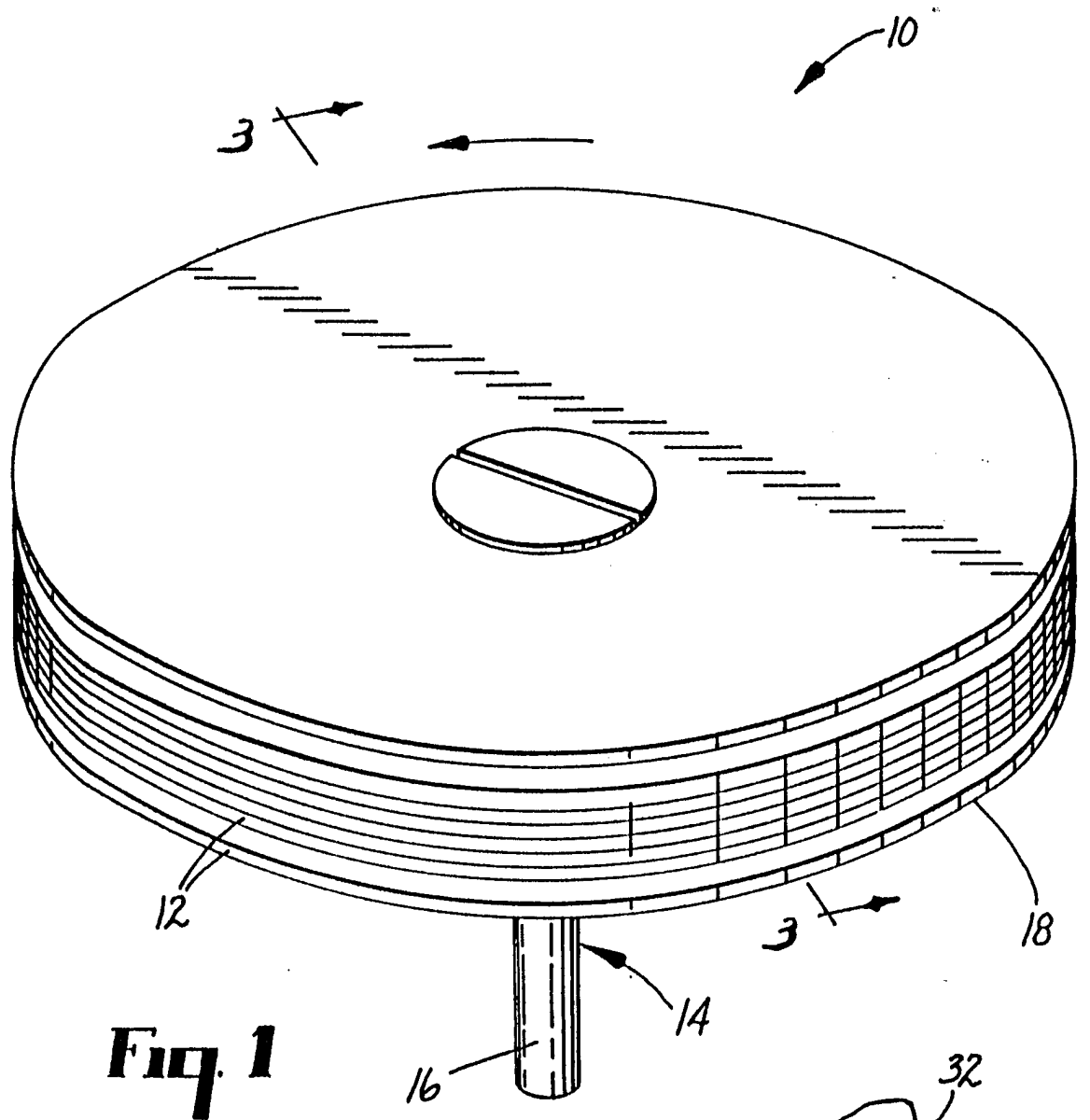


Fig. 1

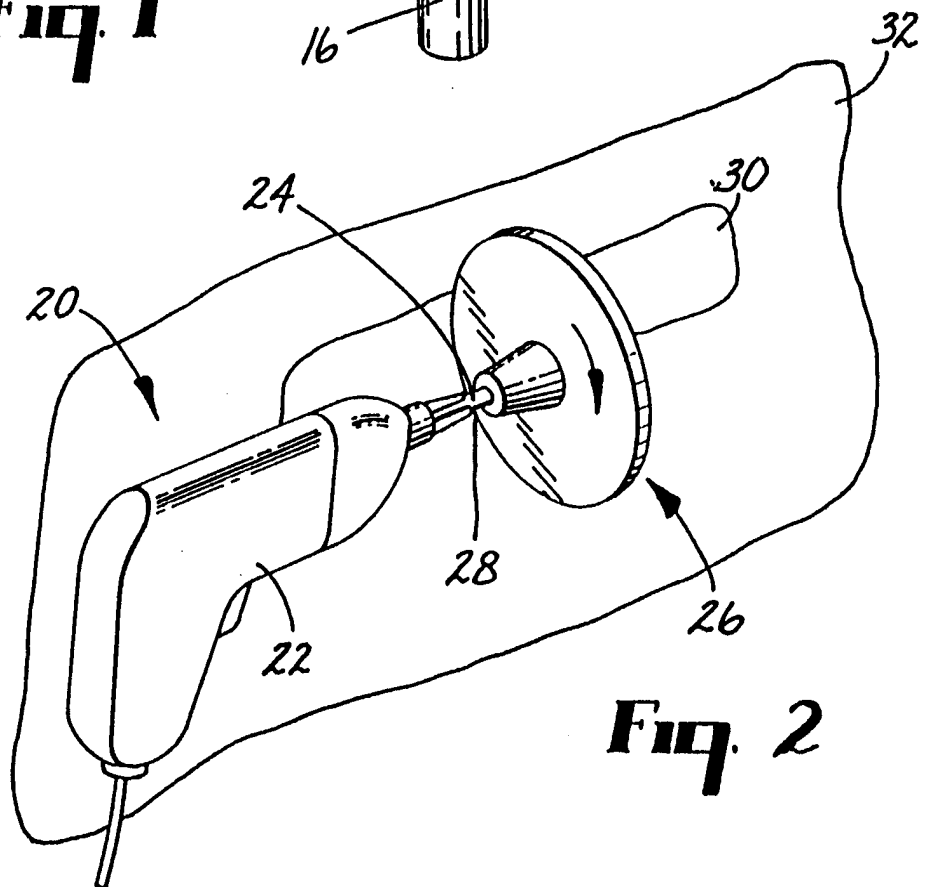


Fig. 2

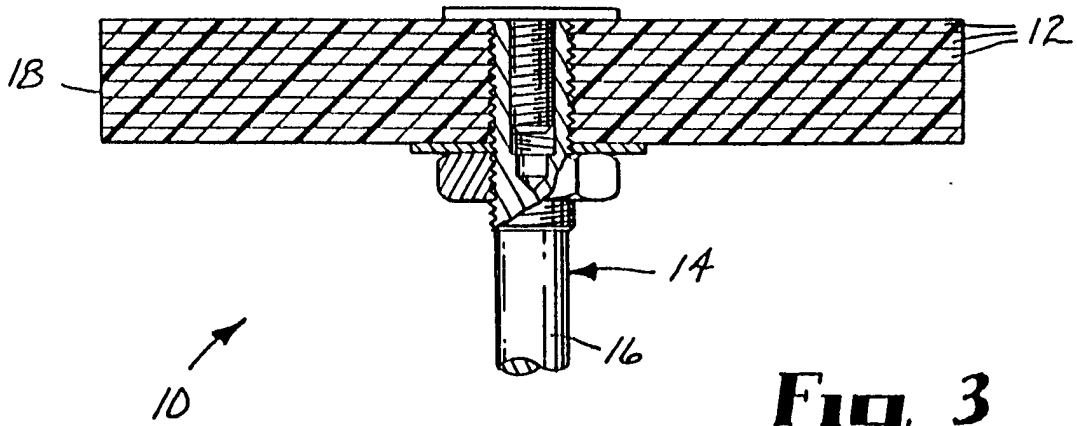


Fig. 3

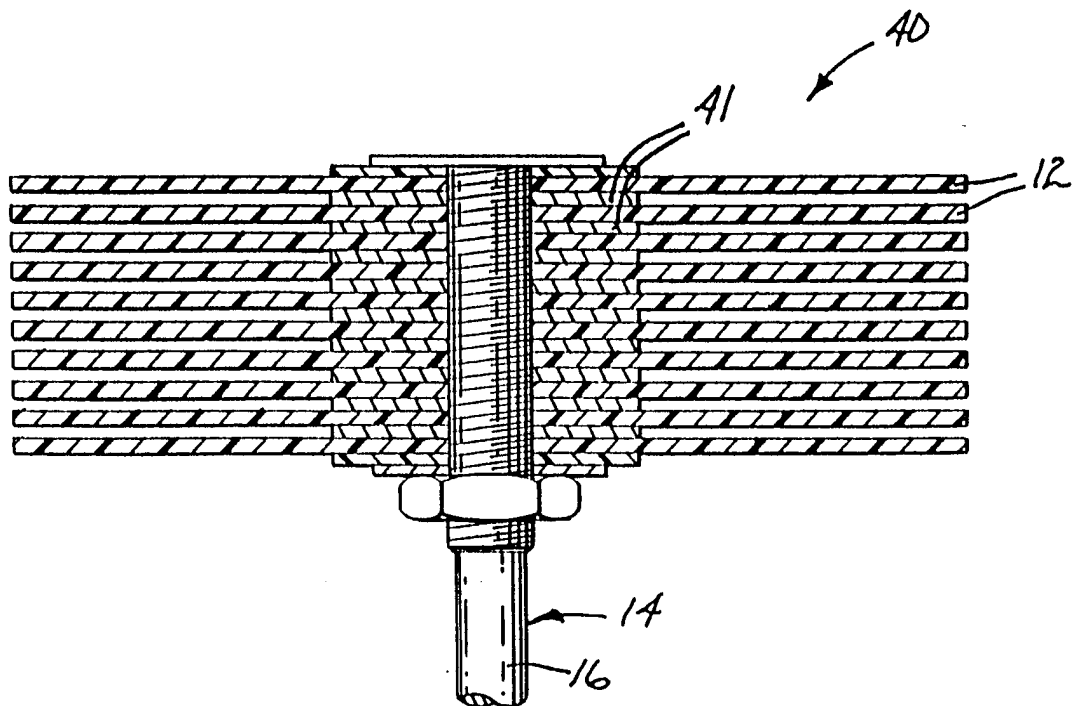


Fig. 4

INTERNATIONAL SEARCH REPORT

International Application No
PCT/US 97/23331

A. CLASSIFICATION OF SUBJECT MATTER

IPC 6 C08K13/02 C08L101/00 B44D3/16 //(C08K13/02,5:00,5:098,
3:34,3:36)

According to International Patent Classification (IPC) or to both national classification and IPC

B. FIELDS SEARCHED

Minimum documentation searched (classification system followed by classification symbols)

IPC 6 C08K

Documentation searched other than minimum documentation to the extent that such documents are included in the fields searched

Electronic data base consulted during the international search (name of data base and, where practical, search terms used)

C. DOCUMENTS CONSIDERED TO BE RELEVANT

Category	Citation of document, with indication, where appropriate, of the relevant passages	Relevant to claim No.
A	EP 0 469 750 A (MINN. MING. AND MFG.) 11 December 1991 cited in the application see page 5, line 3 - line 27; claims 1,4,6,7; figures 1,2; examples 1,10,16; table 4	1,10-14, 16,24
A,P	--- US 5 676 714 A (KODATE) 14 October 1997 see column 2, paragraph 4 - paragraph 5 see column 3, line 58 - line 62 see examples	1,4,10, 16
A	--- US 4 133 144 A (EARLY ET AL.) 9 January 1979 see claims 1,4,5; figures 1,2 --- -/--	1,13,16, 23,24

Further documents are listed in the continuation of box C.

Patent family members are listed in annex.

* Special categories of cited documents :

- "A" document defining the general state of the art which is not considered to be of particular relevance
- "E" earlier document but published on or after the international filing date
- "L" document which may throw doubts on priority claim(s) or which is cited to establish the publication date of another citation or other special reason (as specified)
- "O" document referring to an oral disclosure, use, exhibition or other means
- "P" document published prior to the international filing date but later than the priority date claimed

- "T" later document published after the international filing date or priority date and not in conflict with the application but cited to understand the principle or theory underlying the invention
- "X" document of particular relevance; the claimed invention cannot be considered novel or cannot be considered to involve an inventive step when the document is taken alone
- "Y" document of particular relevance; the claimed invention cannot be considered to involve an inventive step when the document is combined with one or more other such documents, such combination being obvious to a person skilled in the art.
- "&" document member of the same patent family

Date of the actual completion of the international search

14 May 1998

Date of mailing of the international search report

25/05/1998

Name and mailing address of the ISA

European Patent Office, P.B. 5818 Patentlaan 2
NL - 2280 HV Rijswijk
Tel. (+31-70) 340-2040, Tx. 31 651 epo nl,
Fax: (+31-70) 340-3016

Authorized officer

Engel, S

INTERNATIONAL SEARCH REPORT

I. International Application No
PCT/US 97/23331

C.(Continuation) DOCUMENTS CONSIDERED TO BE RELEVANT		
Category	Citation of document, with indication, where appropriate, of the relevant passages	Relevant to claim No.
A	GB 1 555 070 A (MINN. MING. AND MFG.) 7 November 1979 see page 3, column 2, line 68 - line 90; claims 1,8; figures 1-3 -----	1,13,16, 18

INTERNATIONAL SEARCH REPORT

Information on patent family members

International Application No

PCT/US 97/23331

Patent document cited in search report	Publication date	Patent family member(s)	Publication date	
EP 469750	A	05-02-1992	AU 632427 B	24-12-1992
			AU 8047791 A	30-01-1992
			CA 2047827 A,C	27-01-1992
			DE 69110368 D	20-07-1995
			DE 69110368 T	01-02-1996
			JP 4226711 A	17-08-1992
			US 5190620 A	02-03-1993
			US 5269874 A	14-12-1993
US 5676714	A	14-10-1997	NONE	
US 4133144	A	09-01-1979	NONE	
GB 1555070	A	07-11-1979	US 4055897 A	01-11-1977
			DE 2710826 A	15-09-1977
			FR 2343560 A	07-10-1977
			JP 1321436 C	11-06-1986
			JP 52111299 A	17-09-1977
			JP 60043979 B	01-10-1985