

April 5, 1932.

J. H. LAWSON

1,852,422

SHOE LINING AND METHOD OF MANUFACTURE

Filed July 27, 1931

2 Sheets-Sheet 1

Fig. 1.

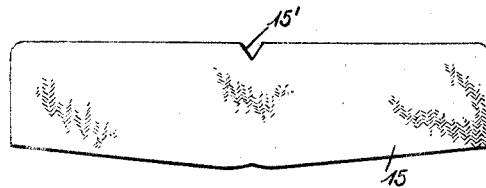


Fig. 2.

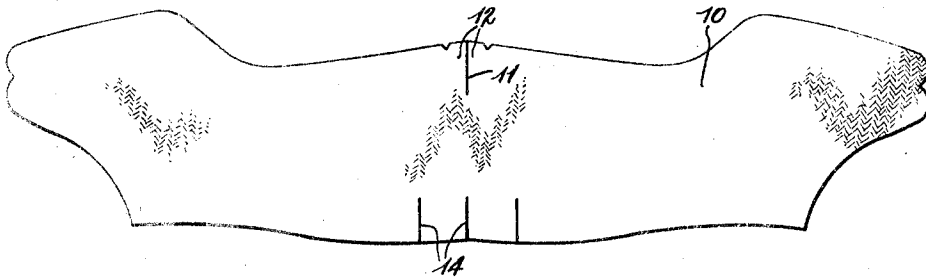


Fig. 3.

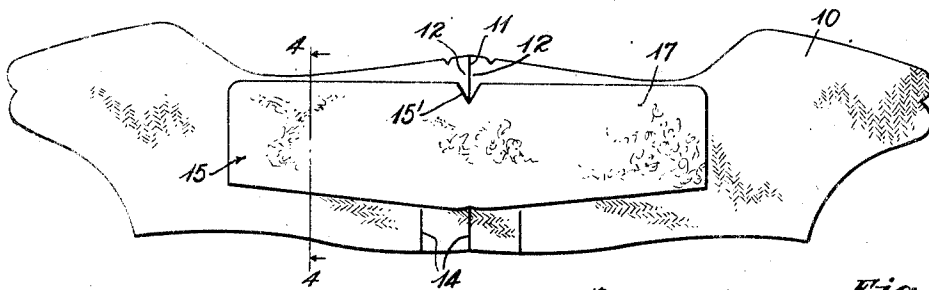


Fig. 4.

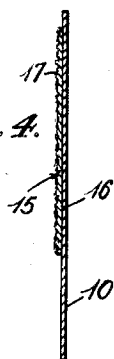


Fig. 10.

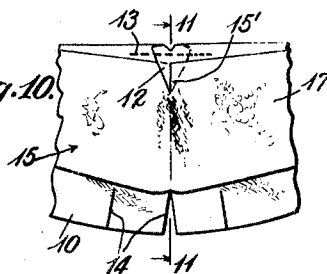
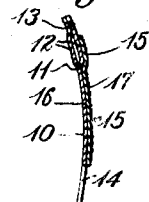


Fig. 11.



Inventor

J. H. Lawson

By *Rowan Phelps*

Attorneys

April 5, 1932.

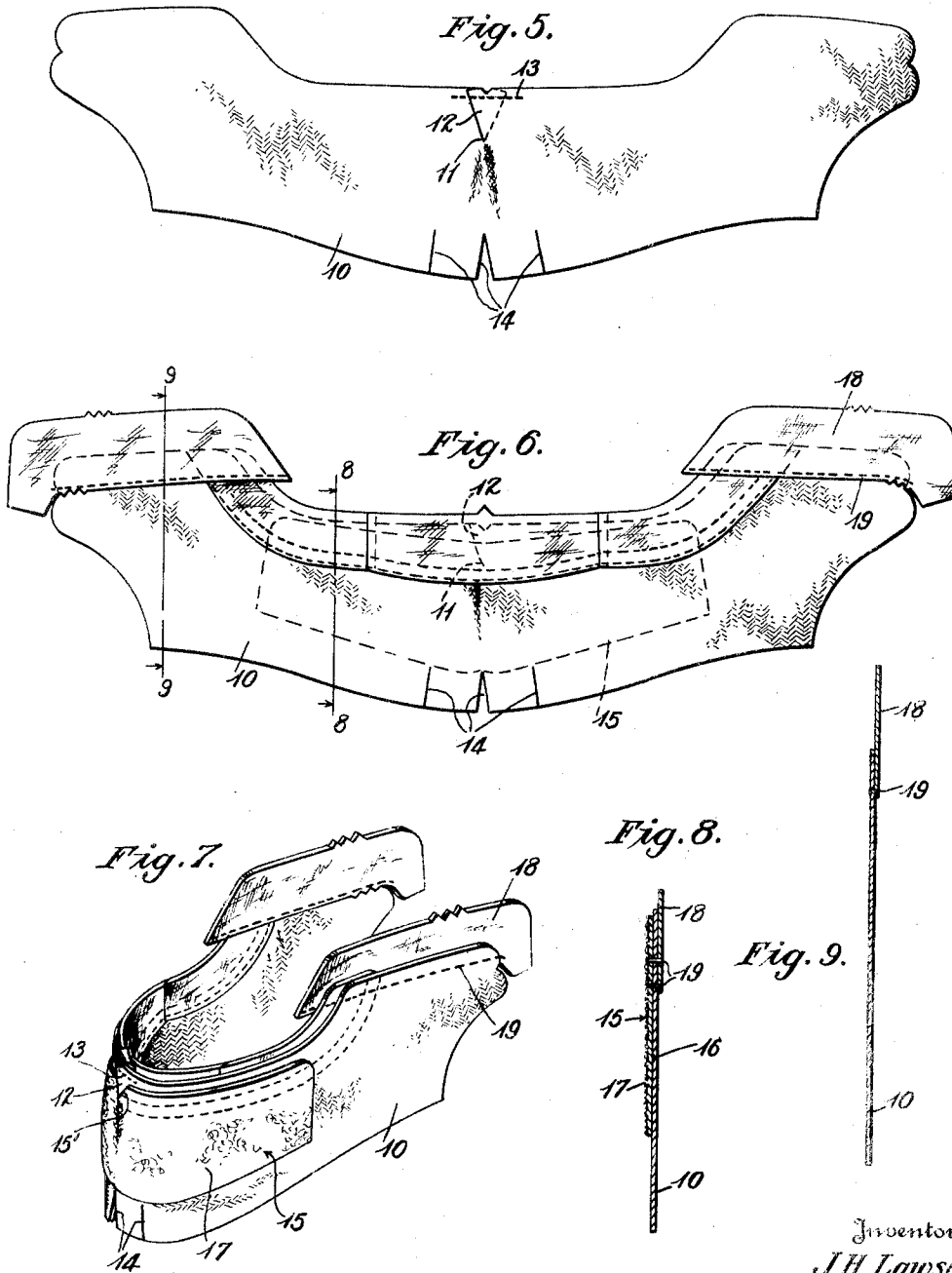
J. H. LAWSON

1,852,422

SHOE LINING AND METHOD OF MANUFACTURE

Filed July 27, 1931

2 Sheets-Sheet 2



Inventor
J.H. Lawson

By *Charles Phelps*

Attorney

UNITED STATES PATENT OFFICE

JESSIE H. LAWSON, OF NASHVILLE, TENNESSEE, ASSIGNOR TO JARMAN SHOE COMPANY, OF NASHVILLE, TENNESSEE, A CORPORATION OF TENNESSEE

SHOE LINING AND METHOD OF MANUFACTURE

Application filed July 27, 1931. Serial No. 553,431.

This invention relates to a lining for a shoe, particularly of the Oxford or low type, and also to the method of manufacturing such lining.

5 It is primarily aimed to provide a lining which is shaped at the central upper rear portion in conformity with the natural curvature of the heel of the shoe and of the heel of the wearer, thus being substantially spherically concaved.

10 Another object is to provide a structure wherein said result is accomplished through the double functioning of a counter pad in combination with the lining, the counter pad assisting in serving to shape the lining.

15 More specifically it is a desideratum to provide a lining which is notched or slit centrally at the rear upper edge, with the opposite portions at the notch being overlapped and stitched together, in combination with the counter pad adhesively secured to the lining and assisting in serving to shape it.

20 Additional objects and advantages will become apparent from a consideration of the description following taken in connection with the accompanying drawings illustrating an operative embodiment.

In said drawings,

25 Fig. 1 is an elevation of the blank forming the counter pad.

Fig. 2 is an elevation of the blank forming the lining.

Fig. 3 is an elevation showing the counter pad and lining connected.

30 Fig. 4 is a vertical sectional view taken on line 4, 4 of Fig. 3.

Fig. 5 is an elevation looking toward the outer face of the lining and showing the lining complete or after connection of the counter pad thereto.

Fig. 6 is an elevation of the completed lining with leather portions secured thereto and about to be secured within a shoe.

Fig. 7 is a perspective view illustrating the parts of Fig. 6 in condition for insertion into or attachment to a shoe.

Fig. 8 is a vertical sectional view taken on the line 8, 8 of Fig. 6.

Fig. 9 is a vertical sectional view taken on the line 9, 9 of Fig. 6.

Fig. 10 is a fragmentary elevation reverse to Fig. 5, and

Fig. 11 is a fragmentary longitudinal sectional view taken through the lining in the position which it assumes within the shoe.

Referring specifically to the drawings, 10 designates a suitably shaped lining particularly for an Oxford or low shoe. Said lining may be constructed of any desired material, for instance textile fabric, and preferably in a single piece.

In accordance with the present invention, the lining centrally is slit downwardly at 11 from its upper edge. The opposite portions 12 provided by said slit 11, are overlapped as best seen in Figs. 5 and 10, and in this relation they are secured as by means of a line of stitching at 13, as best shown in Figs. 5 and 10. This construction serves to impart a spherically concaved upper portion to the lining when within the shoe or in the shape shown in Figs. 7 and 11, and to better enable the lining to assume such a shape the lower edge thereof is provided with one or more slits, as at 14.

After formation of the lining 10, preferably before stitching, as at 13, the counter pad 15 is applied to the confined surface of the lining, preferably being secured by an adhesive, at 16, applied over the entire engaging surfaces of the lining and counter pad. The counter pad in line with the notch 11 is also notched or slit, as at 15', and one of the portions 12 passes through said slit (Figs. 7, 10 and 11), which materially aids in attaining the novel shaping of the lining.

The counter pad 15 supplies a soft surface into which the projecting part of the wearer's heel will be embedded and also aids in smoothing out any wrinkles that may be formed below the upper slits and thus functions dually as a means for aiding in shaping the lining in the novel shape described, in combination with the slit 11 and stitching 13, as well as better providing for yielding or cushioning of the adjacent portion of the heel of the wearer. Said counter pad 15 may be made of any desired material, for instance textile fabric having a felted outer surface 17. The felted surface provides for a yield-

ing and cushioning of the heel of the wearer.

The lining 10 and pad 15 assembled are shown in Fig. 3, prior to stitching, as at 13, and completing the same, as in Figs. 10 and 11. Thereafter the lining is doubled or formed into U-shape, as shown in Fig. 7, for insertion into the shoe. Leather or other attaching strips 18 are preferably stitched to the lining, as at 19, before inserting same into the shoe.

It will be realized that when the lining is in place within the shoe, the upper central or rear edge portion curves upwardly and forwardly, as well as laterally and forwardly, thus being concaved with respect to the heel of the shoe and the heel of the wearer, snugly and smoothly fitting both.

Furthermore, the construction reduces stitching to a minimum, and entirely as far as attaching the counter pad and the lining proper is concerned. As a result the lining as a whole may be assembled at minimum expense and a better and smoother curvature is afforded.

Various changes may be resorted to provided they fall within the spirit and scope of the invention.

I claim as my invention:

1. A shoe lining consisting of a body of flexible material having a downward slit at the upper edge of the heel portion, said body being overlapped at the portions initially on opposite sides of the slit, and means securing said portions together in overlapped relation.

2. A shoe lining consisting of a body of flexible material having a downward slit at the upper edge of the heel portion, said body being overlapped at the portions initially on opposite sides of the slit, and stitching securing said portions together in overlapped relation.

3. A shoe lining consisting of a body of flexible material having a downward slit at the upper edge of the heel portion, said body being overlapped at the portions initially on opposite sides of the slit, means securing said portions together in overlapped relation, and a counter pad on the outer surface of said lining to be confined between the lining and the counter section of a shoe coacting with said portions and aiding in the shaping of the lining.

4. A shoe lining consisting of a body of flexible material having a downward slit at the upper edge of the heel portion, said body being overlapped at the portions initially on opposite sides of the slit, stitching securing said portions together in overlapped relation, and a counter pad on the outer surface of said lining to be confined between the lining and the counter section of a shoe coacting with said portions and aiding in the shaping of the lining.

5. A shoe lining comprising a flexible lining body having its central upper por-

tion slit downwardly and stitched together in overlapping relation and so as to curve the body forwardly and inwardly and laterally and inwardly, and a counter pad adhesively secured to the outer surface of said lining body to be confined between the lining and the counter section of a shoe and coacting with said portions and stitching to shape the lining body, said counter pad having a surface of cushioning material.

6. A shoe lining comprising a flexible lining body having its central upper portion slit downwardly and stitched together in overlapping relation and so as to curve the body forwardly and inwardly and laterally and inwardly, and a counter pad adhesively secured to the outer surface of said lining body to be confined between the lining and the counter section of a shoe and coacting with said portions, said counter pad having a surface of cushioning material, said counter pad being slit substantially in line with the lining slit and one of said portions of the lining extending through the slit of the heel pad.

JESSIE H. LAWSON.