



US00D695410S

(12) **United States Design Patent**  
**Becker**

(10) **Patent No.:** **US D695,410 S**

(45) **Date of Patent:** **\*\* Dec. 10, 2013**

(54) **MONITOR**

(75) Inventor: **Wolfram Becker**, Laer (DE)

(73) Assignee: **Karl Storz GmbH & Co. KG** (DE)

(\*\*) Term: **14 Years**

(21) Appl. No.: **29/391,906**

(22) Filed: **May 13, 2011**

(30) **Foreign Application Priority Data**

Nov. 15, 2010 (EM) ..... 001781436-0002

(51) **LOC (9) Cl.** ..... **24-01**

(52) **U.S. Cl.**  
USPC ..... **D24/186; D14/371**

(58) **Field of Classification Search**  
USPC ..... D24/107, 172, 160, 168-169, 186;  
D10/60, 102-103; 607/2, 5, 36, 129;  
128/900; 600/301, 481, 483-485, 509,  
600/513, 519, 544; D14/336, 341-345,  
D14/371-375, 434, 356  
See application file for complete search history.

(56) **References Cited**

U.S. PATENT DOCUMENTS

- D363,468 S \* 10/1995 Mieki et al. .... D14/342
- D383,842 S \* 9/1997 Kenley et al. .... D24/169
- D386,158 S \* 11/1997 Rosen ..... D14/375
- D395,085 S \* 6/1998 Kenley et al. .... D24/169
- D406,894 S \* 3/1999 Menhennett et al. .... D24/169
- D412,748 S \* 8/1999 Nabarro ..... D24/186
- D426,204 S \* 6/2000 Maio et al. .... D14/356
- D441,359 S \* 5/2001 Iseki et al. .... D14/341
- D448,764 S \* 10/2001 Marsalka et al. .... D14/345
- D490,420 S \* 5/2004 Solomon et al. .... D14/374
- D494,164 S \* 8/2004 Wu et al. .... D14/341
- D506,195 S \* 6/2005 Leveridge et al. .... D14/341
- D509,827 S \* 9/2005 Johnson ..... D14/374

- D514,558 S \* 2/2006 Nagel et al. .... D14/341
- D531,631 S \* 11/2006 Andre et al. .... D14/375
- D558,201 S \* 12/2007 Park et al. .... D14/375
- D558,351 S \* 12/2007 Diener et al. .... D24/186
- D571,560 S \* 6/2008 Liu et al. .... D14/345
- D579,930 S \* 11/2008 Maskatia ..... D14/341
- D582,916 S \* 12/2008 Wada ..... D14/376
- D582,917 S \* 12/2008 Wada ..... D14/371
- D589,510 S \* 3/2009 Wada ..... D14/331
- D598,917 S \* 8/2009 Luber ..... D14/452
- D602,487 S \* 10/2009 Maskatia ..... D14/341
- D602,488 S \* 10/2009 Jiang et al. .... D14/341
- D607,457 S \* 1/2010 Hui et al. .... D14/434
- D609,350 S \* 2/2010 Hickey et al. .... D24/186
- D610,582 S \* 2/2010 Sugitani et al. .... D14/336
- D630,207 S \* 1/2011 Seong ..... D14/341
- D638,834 S \* 5/2011 Wesolek ..... D14/341
- D638,943 S \* 5/2011 Daniel ..... D24/172
- D640,255 S \* 6/2011 Lee et al. .... D14/341
- D641,018 S \* 7/2011 Lee et al. .... D14/341
- D642,561 S \* 8/2011 Tang et al. .... D14/336
- D649,966 S \* 12/2011 Chiu ..... D14/341
- D650,484 S \* 12/2011 Shinohara et al. .... D24/186

\* cited by examiner

*Primary Examiner* — T. Chase Nelson

*Assistant Examiner* — Mark Cavanna

(74) *Attorney, Agent, or Firm* — St. Onge Steward Johnston & Reens LLC


(57) **CLAIM**

The ornamental design for a monitor, as shown and described.

**DESCRIPTION**

FIG. 1 is a front isometric view of a monitor in accordance with the new design;  
FIG. 2 is a front elevation view thereof;  
FIG. 3 is a top isometric view thereof;  
FIG. 4 is a bottom isometric view thereof;  
FIG. 5 is a right side isometric view thereof; and,  
FIG. 6 is a left side isometric view thereof.

**1 Claim, 6 Drawing Sheets**






FIG. 1

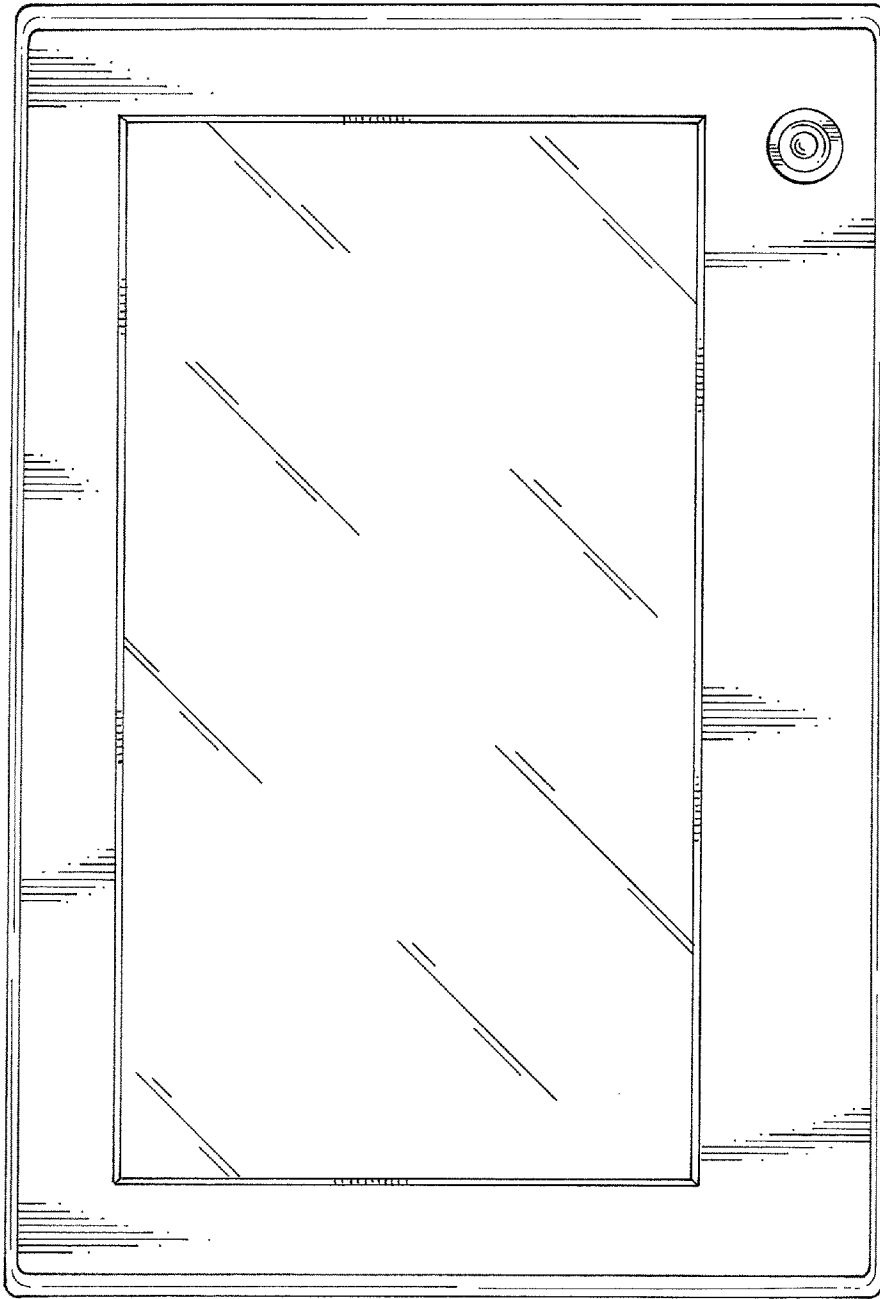
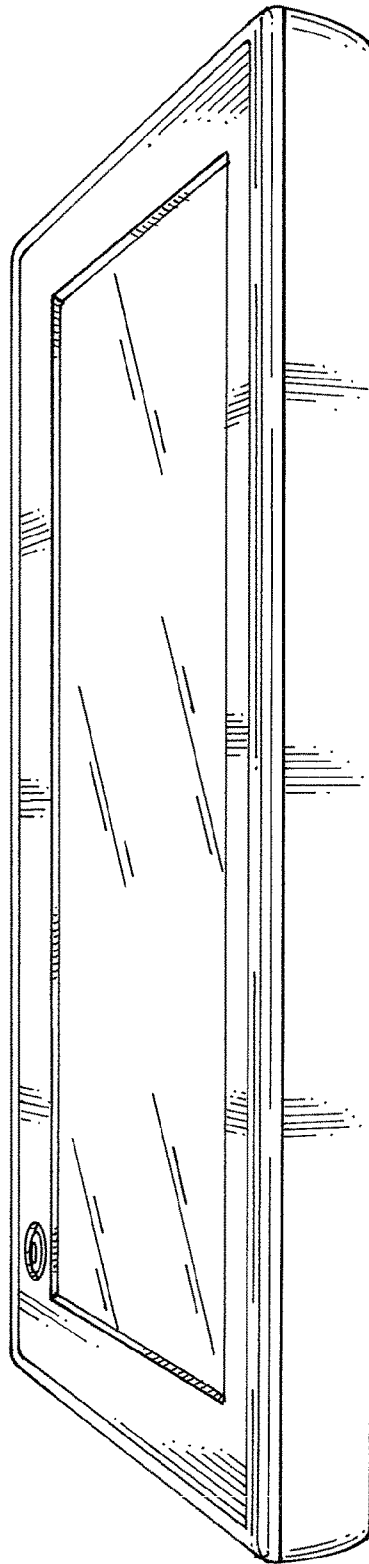
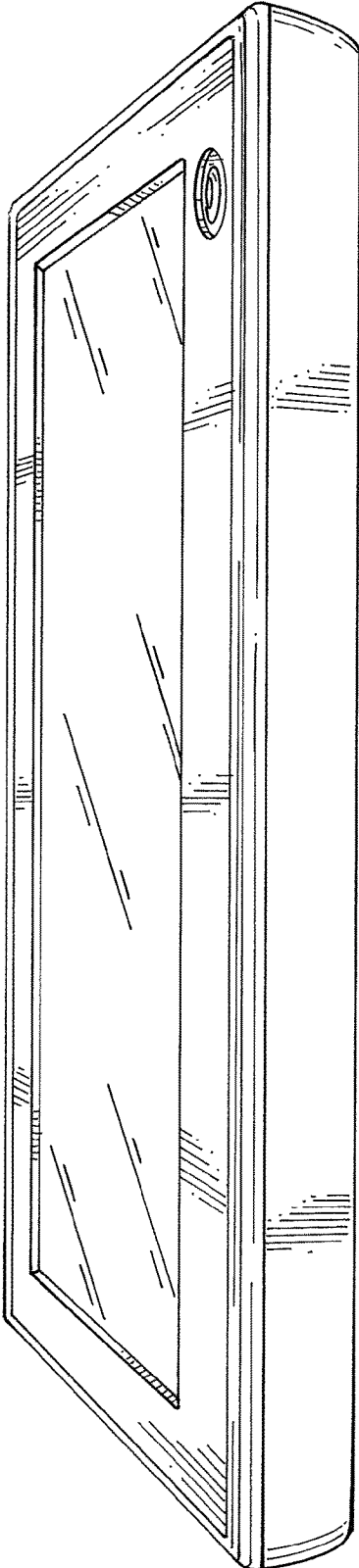


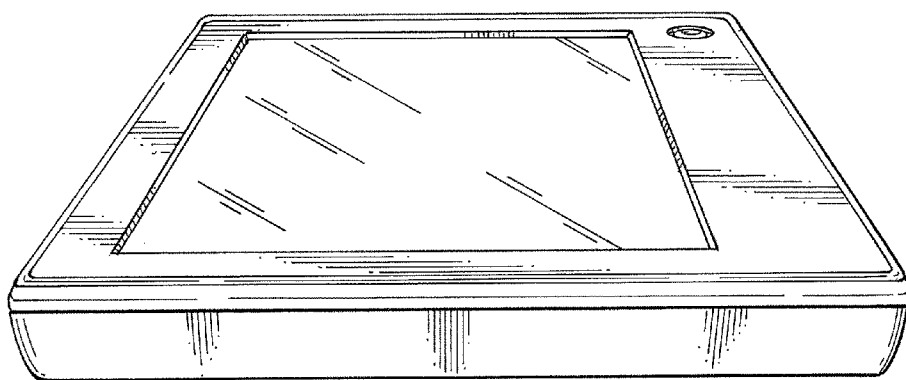
FIG. 2



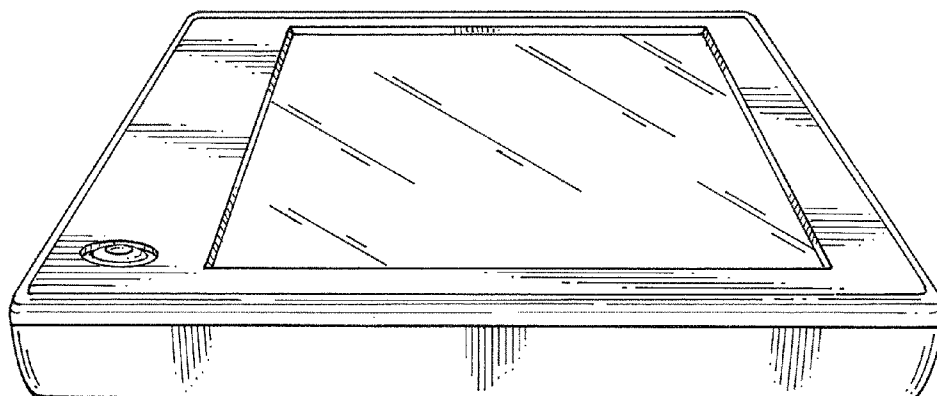
*FIG. 3*



*FIG. 4*



*FIG. 5*



*FIG. 6*