



US00D685154S

(12) **United States Design Patent**
Ambrefe, Jr. et al.

(10) **Patent No.:** **US D685,154 S**

(45) **Date of Patent:** **** Jun. 25, 2013**

(54) **TRAY CART**

(71) Applicant: **SecurityPoint Holdings LLC**, Tampa,
FL (US)

(72) Inventors: **Joseph T Ambrefe, Jr.**, Indian Rocks,
FL (US); **Craig Demko**, Stephens City,
VA (US)

(73) Assignee: **SecurityPoint Holdings LLC**, Tampa,
FL (US)

(**) Term: **14 Years**

(21) Appl. No.: **29/432,888**

(22) Filed: **Sep. 21, 2012**

(51) **LOC (9) Cl.** **12-02**

(52) **U.S. Cl.**
USPC **D34/12**

(58) **Field of Classification Search**

USPC D34/12-27; 280/47.16, 47.34, 79.11,
280/47.11, 47.24, 47.27, 47.19, 47.18, 33.998,
280/79.3

See application file for complete search history.

(56) **References Cited**

U.S. PATENT DOCUMENTS

D249,031	S	*	8/1978	Tarran	D34/14
D249,032	S	*	8/1978	Tarran	D34/14
D257,987	S	*	1/1981	Schoenig	D17/9
D264,852	S	*	6/1982	Schoenig	D6/431
D268,458	S	*	4/1983	Schoenig	84/177
4,445,415	A	*	5/1984	Izquierdo	280/655
4,448,440	A	*	5/1984	Gier	280/642
4,606,550	A	*	8/1986	Cone	

4,637,626	A	*	1/1987	Foss et al.	280/655
D288,755	S	*	3/1987	Schoenig	D6/462
D289,952	S	*	5/1987	Kido	D14/151
D290,355	S	*	6/1987	Nagele	280/651
5,228,716	A	*	7/1993	Dahl	280/47.16
5,556,118	A	*	9/1996	Kern et al.	D34/17
D652,190	S	*	1/2012	Slaton et al.	D34/12
D669,242	S	*	10/2012	Baldemor et al.	280/47.11
2010/0096820	A1	*	4/2010	Hailston et al.	280/47.18
2011/0175308	A1	*	7/2011	Tsai	280/47.18
2012/0153585	A1	*	6/2012	Ryan et al.	

* cited by examiner

Primary Examiner — Cynthia Ramirez

(74) *Attorney, Agent, or Firm* — Don J. Pelto, Esquire;
Mullin, Richter & Hampton LLP

(57) **CLAIM**

The ornamental design of a tray cart, as shown and described.

DESCRIPTION

FIG. 1 is a perspective view of a tray cart embodying the new design.

FIG. 2 is a left side view of the tray cart embodying the new design.

FIG. 3 is a right side view of the tray cart embodying the new design.

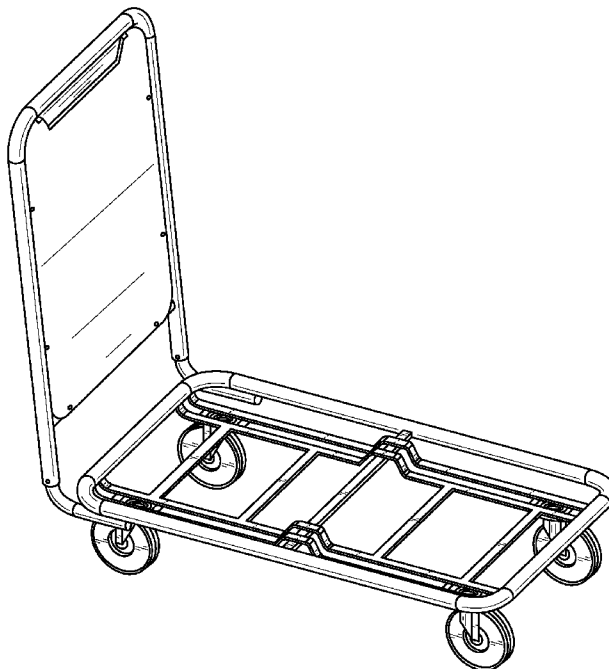
FIG. 4 is a front view of the tray cart embodying the new design.

FIG. 5 is a back view of the tray cart embodying the new design.

FIG. 6 is a top view of the tray cart embodying the new design; and,

FIG. 7 is a bottom view of the tray cart embodying the new design.

1 Claim, 7 Drawing Sheets



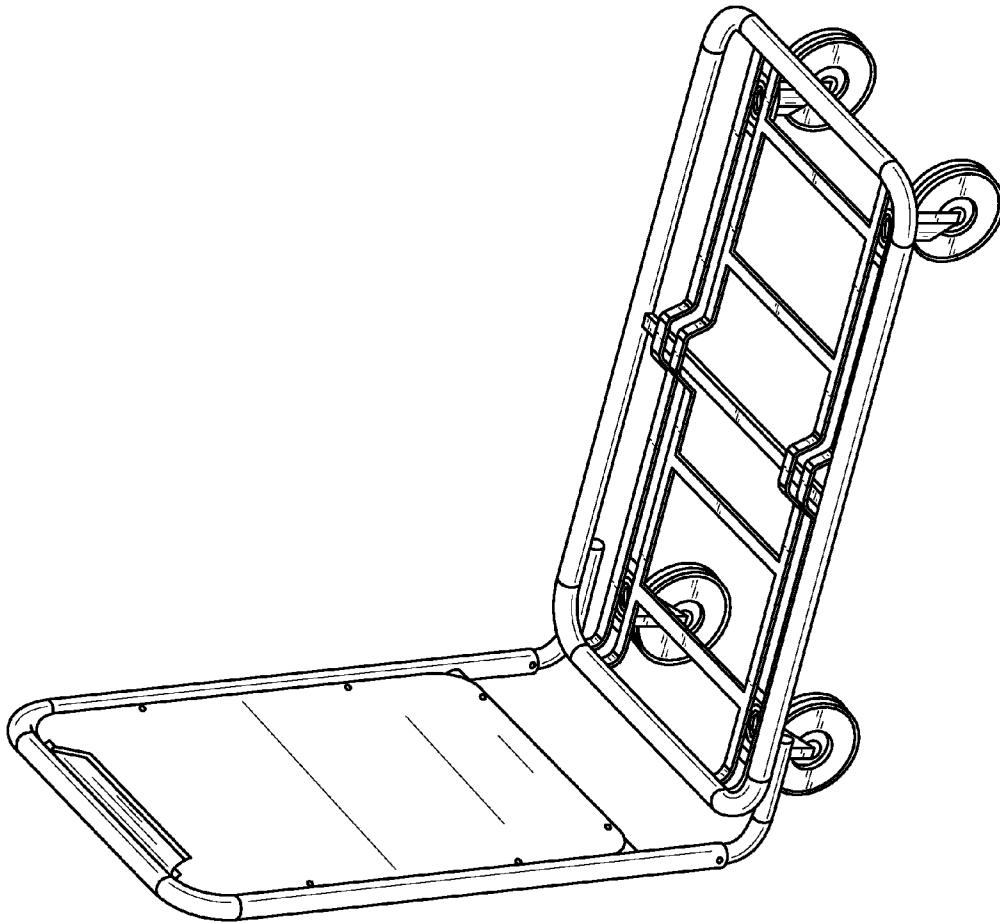


FIG. 1

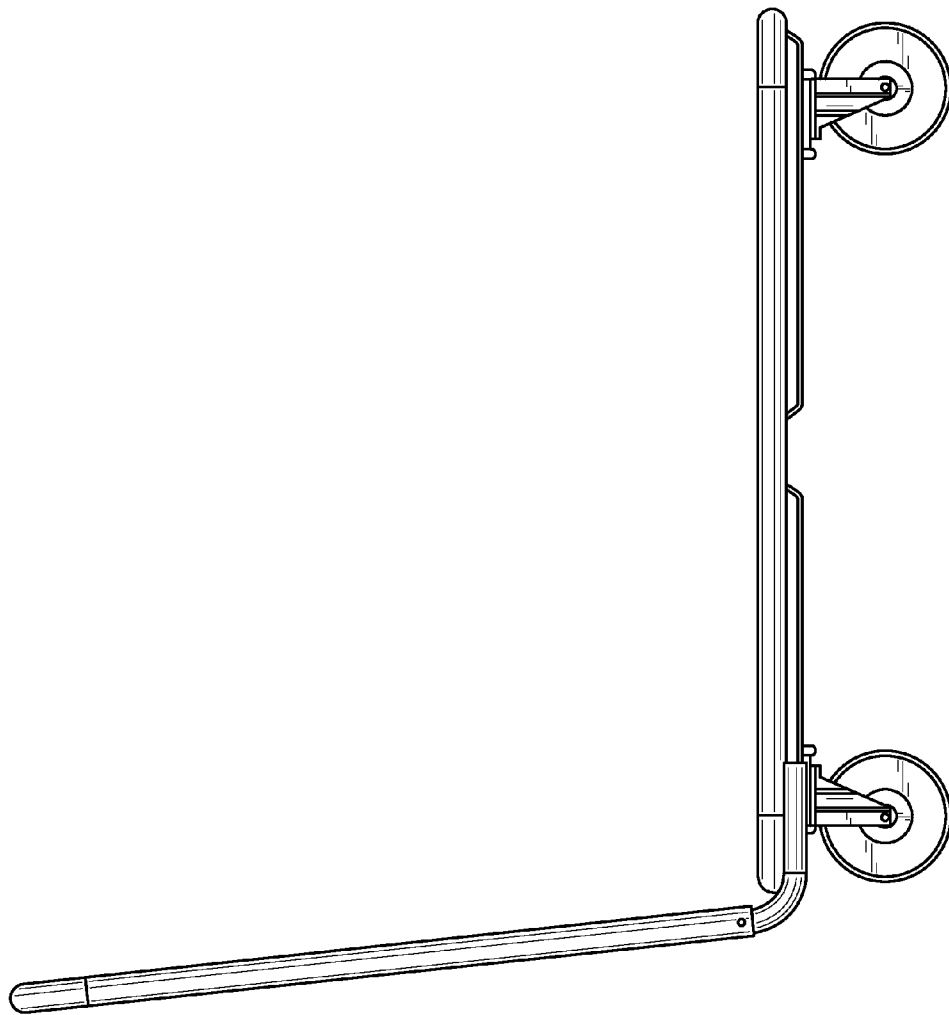


FIG. 2

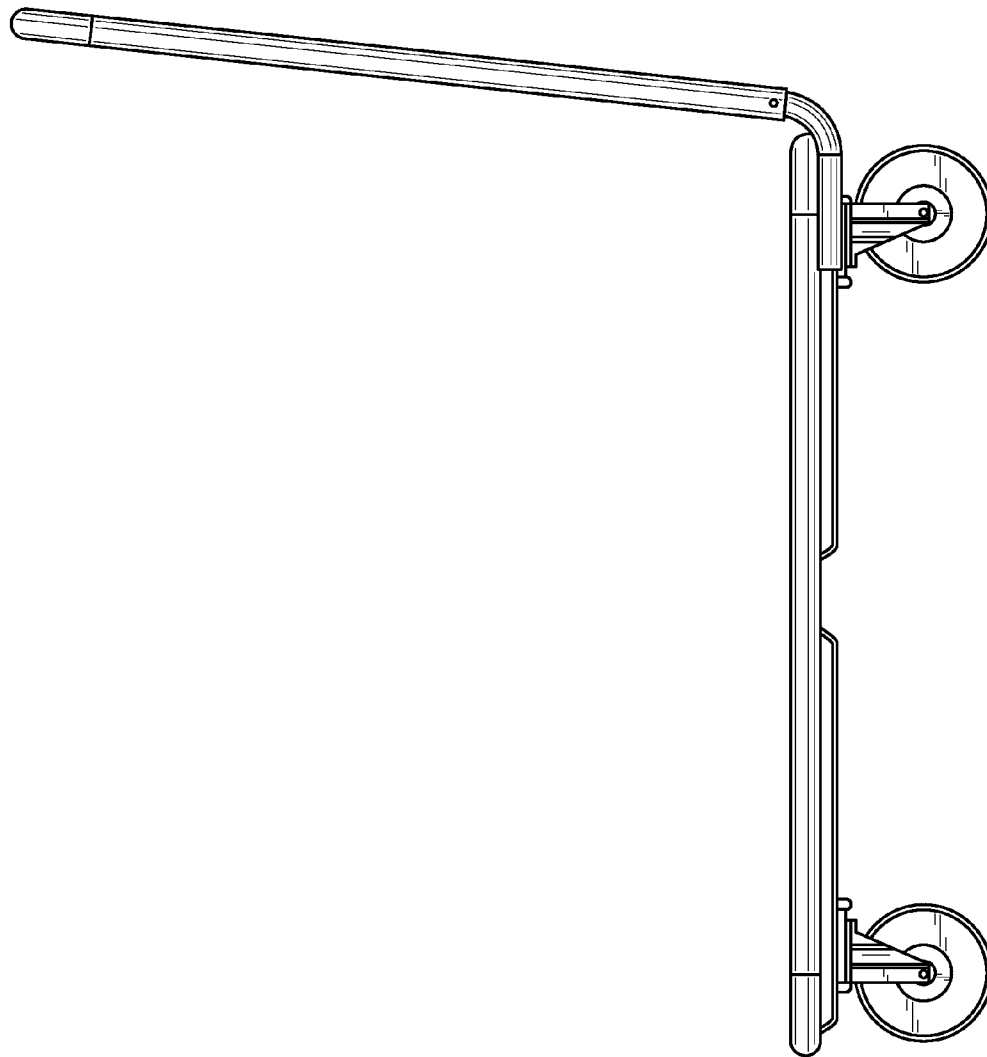


FIG. 3

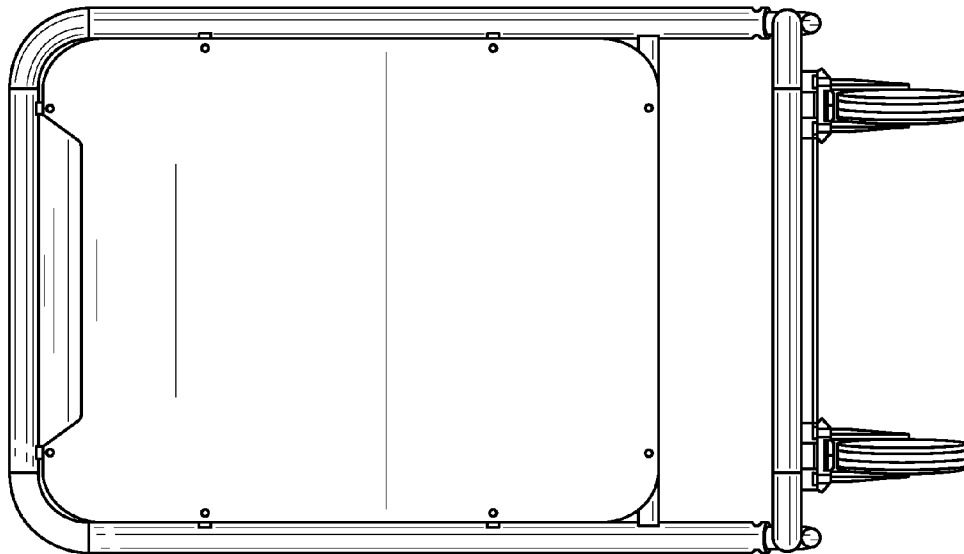


FIG. 4

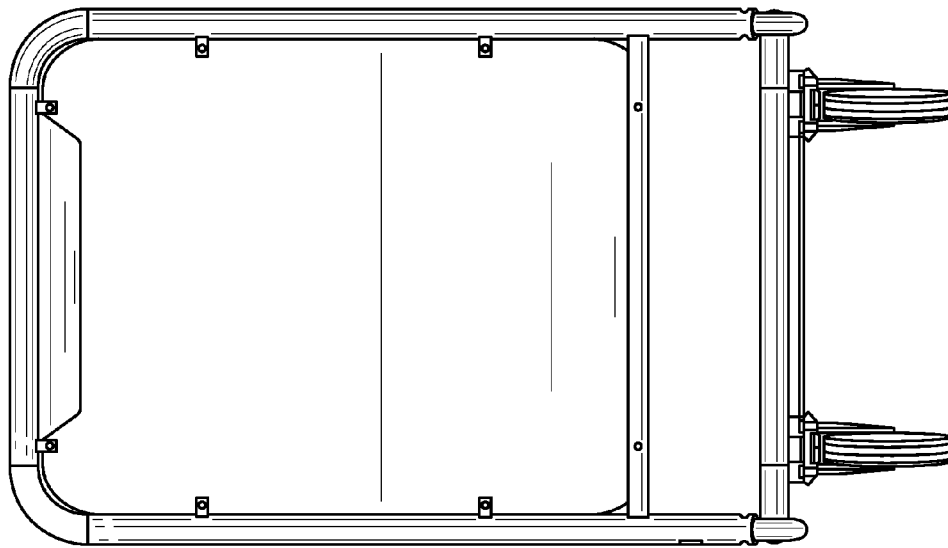


FIG. 5

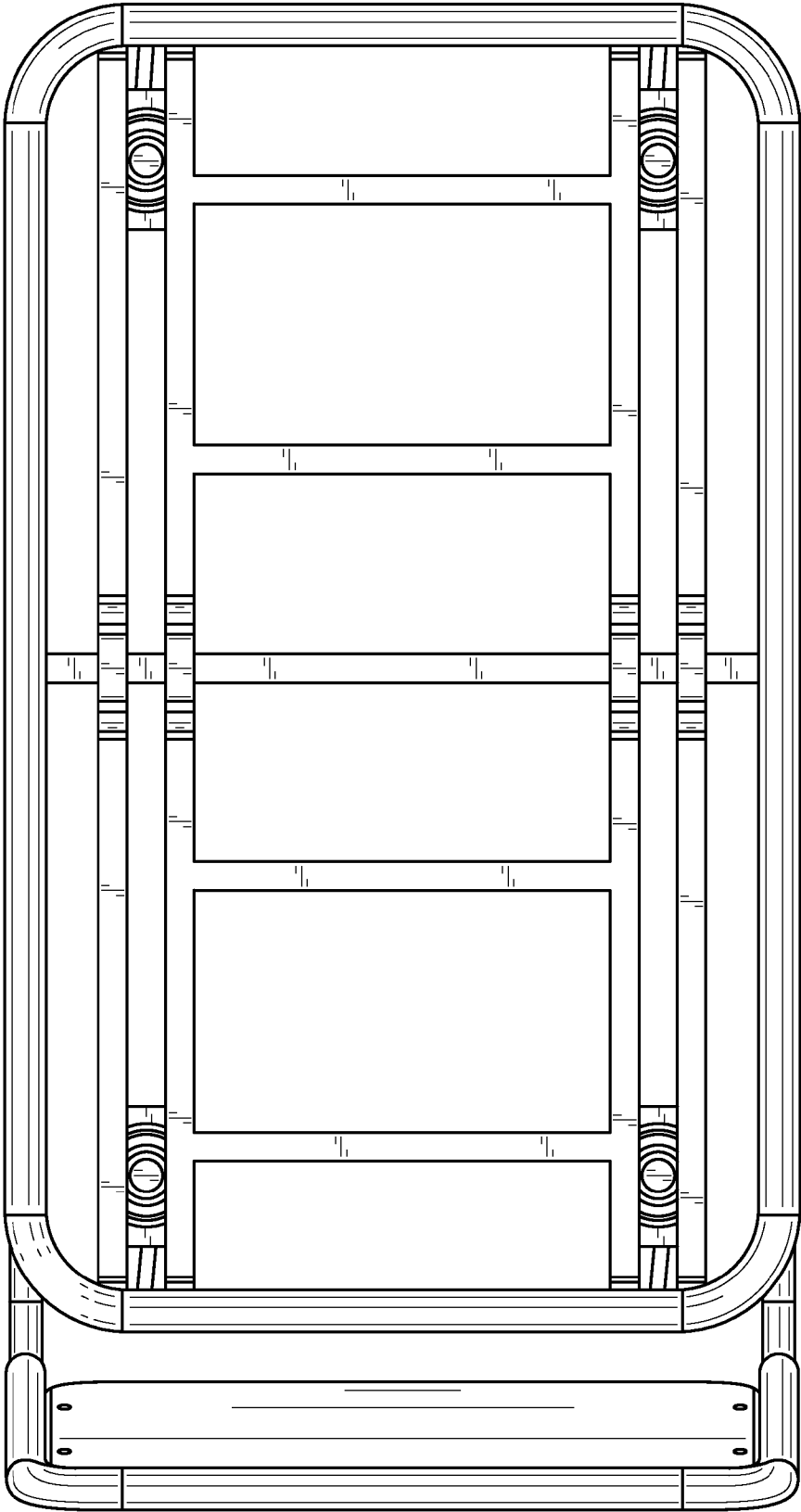


FIG. 6

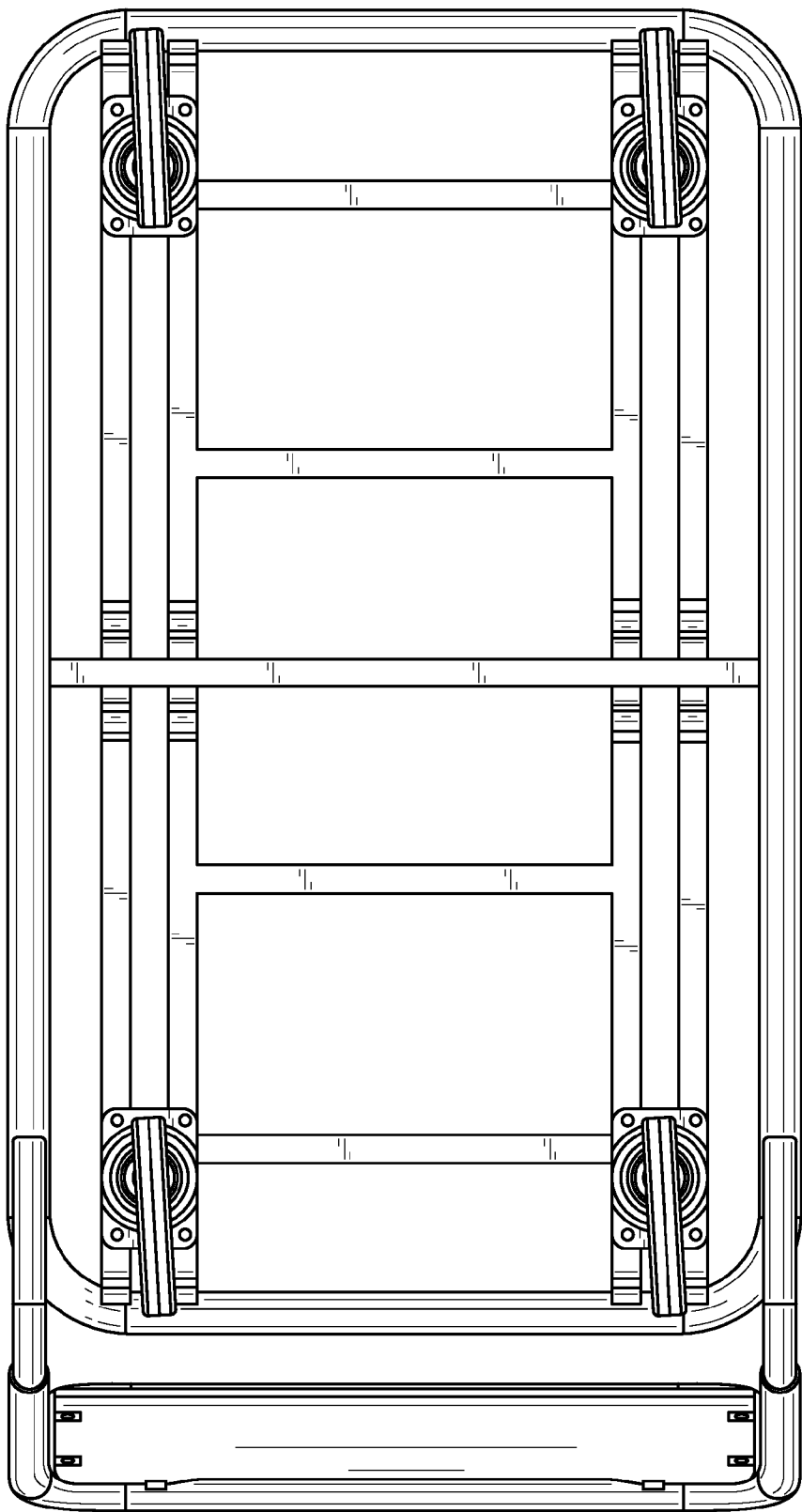


FIG. 7