



US00D576929S

(12) **United States Design Patent**  
**Nakajima et al.**

(10) **Patent No.:** **US D576,929 S**

(45) **Date of Patent:** **\*\* Sep. 16, 2008**

(54) **STEERING WHEEL FOR AN AUTOMOBILE**

(75) Inventors: **Takayuki Nakajima**, Aichi-ken (JP);  
**Noriyuki Tanaka**, Ichinomiya (JP)

(73) Assignee: **Toyota Jidosha Kabushiki Kaisha**,  
Toyota (JP)

(\*\*) Term: **14 Years**

(21) Appl. No.: **29/287,700**

(22) Filed: **Sep. 10, 2007**

(51) **LOC (8) Cl.** ..... **12-16**

(52) **U.S. Cl.** ..... **D12/176**

(58) **Field of Classification Search** ..... D12/175,  
D12/176; 74/552, 558, 558.5  
See application file for complete search history.

(56) **References Cited**

**U.S. PATENT DOCUMENTS**

- D496,891 S \* 10/2004 Pfeiffer et al. .... D12/176
- D513,721 S \* 1/2006 Pfeiffer ..... D12/176
- D521,426 S \* 5/2006 Hoffmann ..... D12/176
- D548,652 S \* 8/2007 Borsari ..... D12/176
- D558,106 S \* 12/2007 Prost-Fin et al. .... D12/176
- D563,294 S \* 3/2008 Shimizu et al. .... D12/176

**OTHER PUBLICATIONS**

Catalog BMW 5, 2005.  
Catalog BMW X5, 2006.

\* cited by examiner

*Primary Examiner*—Melody N Brown

(74) *Attorney, Agent, or Firm*—Finnegan, Henderson,  
Farabow, Garrett & Dunner, L.L.P.

(57) **CLAIM**

The ornamental design for a steering wheel for an automob-  
ile, as shown.

**DESCRIPTION**

FIG. 1 is a perspective view of a steering wheel for an auto-  
mobile of our design;

FIG. 2 is a front view thereof;

FIG. 3 is a rear view thereof;

FIG. 4 is a top view thereof;

FIG. 5 is a bottom view thereof;

FIG. 6 is a right side view thereof; and,

FIG. 7 is a left side view thereof.

**1 Claim, 7 Drawing Sheets**






**FIG. 1**



**FIG. 2**




**FIG. 3**




**FIG. 4**



**FIG. 5**



**FIG. 6**



**FIG. 7**