



US00D540958S

(12) **United States Design Patent**
Mama

(10) **Patent No.:** **US D540,958 S**

(45) **Date of Patent:** **** Apr. 17, 2007**

(54) **LED BULB**

D390,672 S * 2/1998 Seid D26/2
D505,738 S * 5/2005 Buschmann et al. D26/2
D514,237 S * 1/2006 Buschmann et al. D26/2

(75) Inventor: **Jack Mama**, London (GB)

(73) Assignee: **Koninklijke Philips Electronics N.V.**,
Eindhoven (NL)

* cited by examiner

(**) Term: **14 Years**

Primary Examiner—Marcus A. Jackson

(21) Appl. No.: **29/255,964**

(57) **CLAIM**

(22) Filed: **Mar. 14, 2006**

The ornamental design for a LED bulb, as shown.

(30) **Foreign Application Priority Data**

DESCRIPTION

Sep. 16, 2005 (EM) 000401880-0004

FIG. 1 is a perspective view showing my design;

(51) **LOC (8) Cl.** **26-04**

FIG. 2 is a front elevational view thereof;

(52) **U.S. Cl.** **D26/2**

FIG. 3 is a rear elevational view thereof;

(58) **Field of Classification Search** D26/1-4;
313/313, 315, 317, 318, 493; 315/52, 53,
315/56, 57, 58

FIG. 4 is a right side elevational view thereof;

FIG. 5 is a left side elevational view thereof;

See application file for complete search history.

FIG. 6 is a top plan view thereof; and,

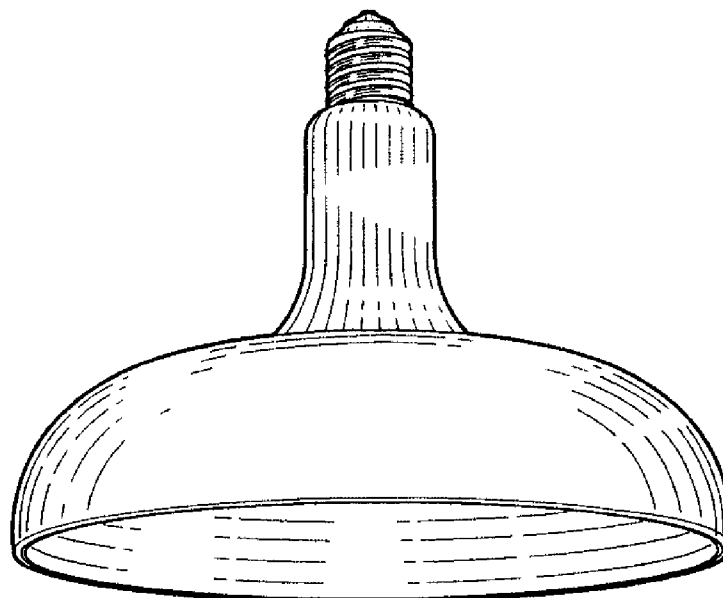
FIG. 7 is a bottom plan view thereof.

(56) **References Cited**

U.S. PATENT DOCUMENTS

D388,726 S * 1/1998 Wu D10/115

1 Claim, 4 Drawing Sheets



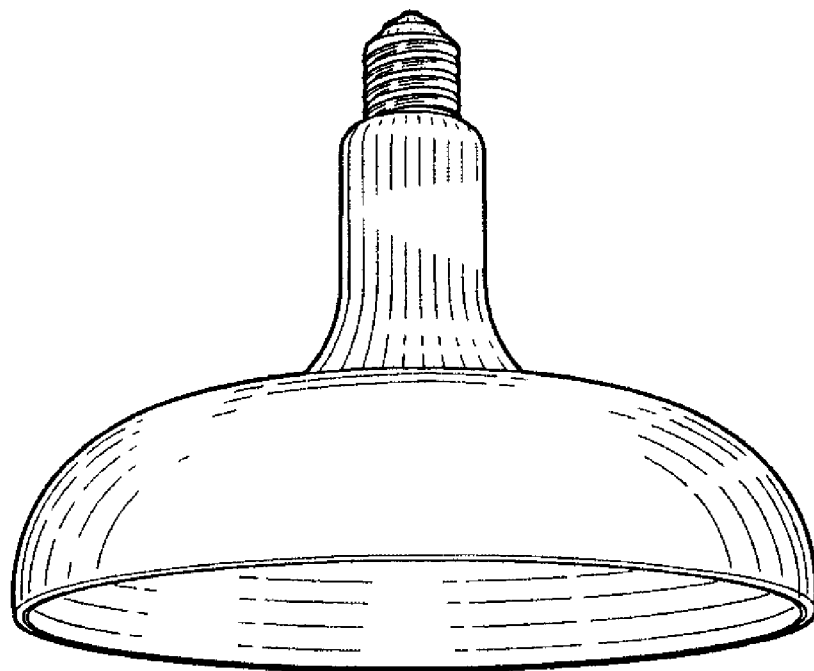


FIG. 1

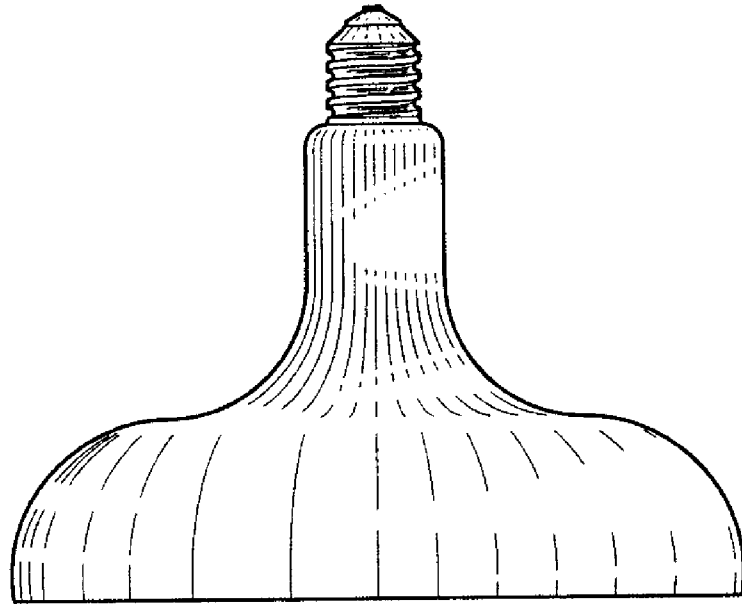


FIG. 2

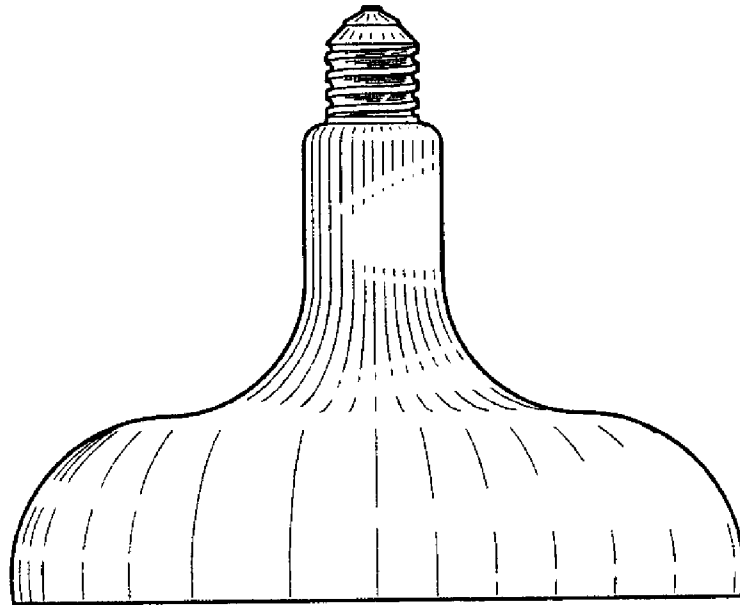


FIG. 3

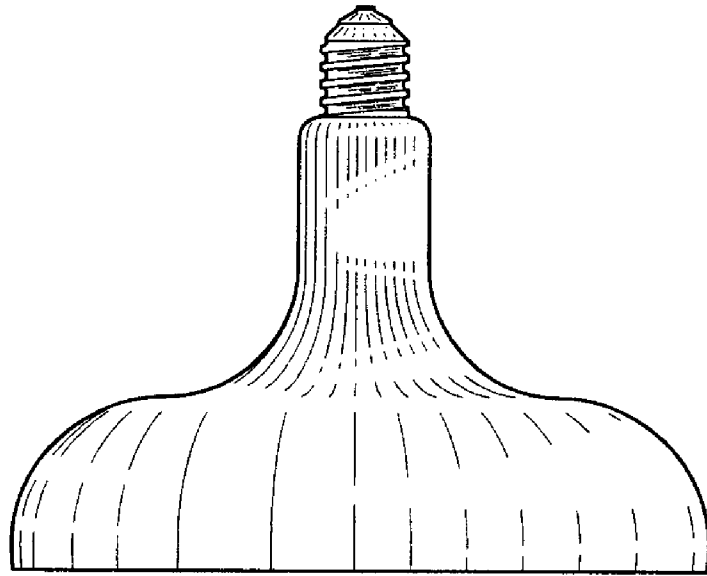


FIG. 4

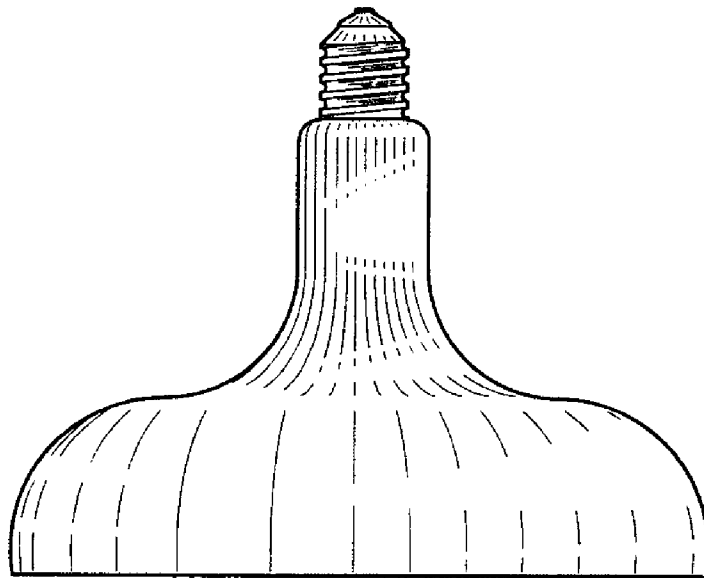


FIG. 5

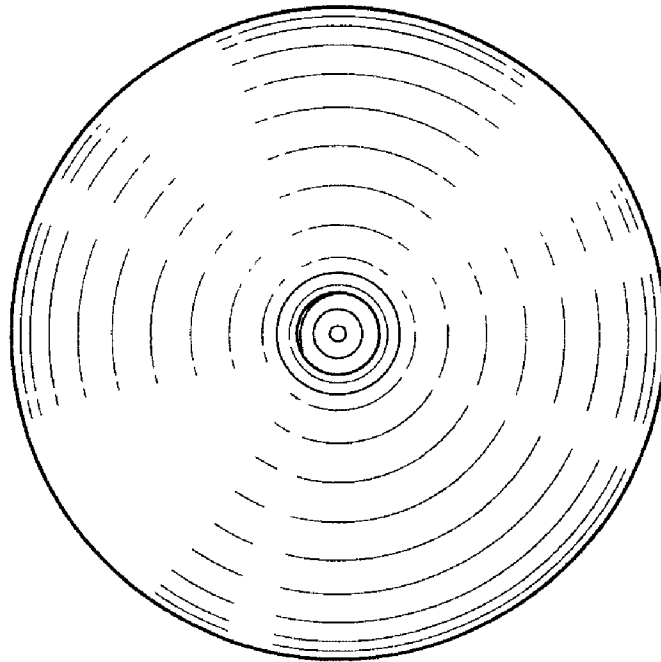


FIG.6




FIG.7