

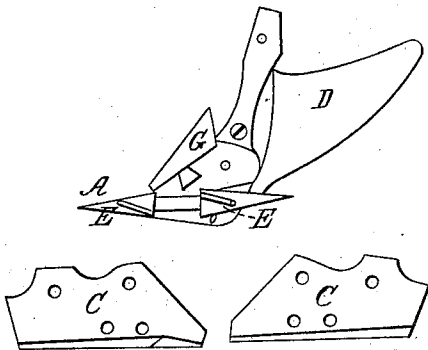
J. ORMISTON.

Plow.

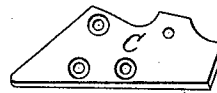
No. 638

Patented Mar, 17, 1838.

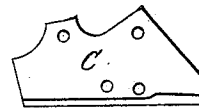
*Fig. 2.*



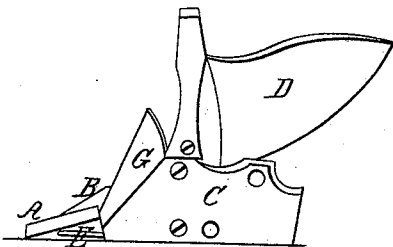
*Fig. 5.*



*Fig. 6.*



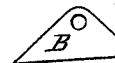
*Fig. 1.*



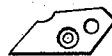
*Fig. 3.*



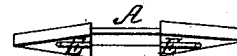
*Fig. 7.*



*Fig. 10.*



*Fig. 4.*



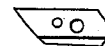
*Fig. 9.*



*Fig. 8.*



*Fig. 11.*



# UNITED STATES PATENT OFFICE.

JOHN ORMISTON, OF CENTER TOWNSHIP, MORGAN COUNTY, OHIO.

## IMPROVEMENT IN SELF-SHARPENING PLOWS.

Specification forming part of Letters Patent No. 638, dated March 17, 1838.

*To all whom it may concern:*

Be it known that I, JOHN ORMISTON, of Center township, in the county of Morgan, and State of Ohio, have invented a new and useful Improvement in Plows; and I do hereby declare that the following is a full and exact description of the construction of the said plow as invented or improved by me, reference being had to the annexed drawings of the same, making part of this specification.

The plow is to be made of cast-iron, with the exception of the point A and share B, which may be made of cast or wrought metal. The plow to be made in numbers—from one to five numbers—three being a medium.

The landside C is to be eighteen inches in length exclusive of the point, and is to be attached to the sheth that passes up through the beam by two screw-bolts passing through two flanges that project from the rear of the mold-board D. The point is to be sixteen inches in length, two and one-fourth inches in width, one and three-fourths inches thick, four inches of the center—that is to say, two inches each way from the center in length of the point—is to be reduced three-eighths of an inch on every side, the four inches of the center to be made ovaling or partly round, the six inches of each end made a true taper in form of a wedge from the shoulder to the point, and reduced in width from the shoulder to the point so as to be but one and one-fourth inches in width at the point. On each side of the point is an oblong indentation, cavity, or depression, to receive the end of the share B. Both ends of the point are made alike, the advantage of which is to admit of the ends being reversed; also, to turn over without shifting ends to suit the case. The center or reduced part of the point is to be let into the side of the mold-board, it being so constructed as to admit of letting in the form of the center part of the point or nose, which is to be bound in by the landside passing on the outside, the end of the landside and the end or point of the mold-board to terminate and match together so as to join the shoulder of the point and form a close joint.

The share on the edge is to be twelve inches in length—that is to say, the cutting part—and six inches in the widest place, formed by drawing a line each way from the center to terminate at each extreme point of the share; the upper corner or part that extends back on the mold-board to be made rounding, so as not to quite form an angle or corner—that is, the corner through which a screw-bolt is to pass to secure the share to the mold-board. The upper corner of the share through which the screw passes is about three-fourths of an inch thick, properly graduated down to the edge, both sides made alike, and to be indented or let into the mold-board its thickness, and form a close joint. This share is to be so constructed as to admit of being turned over and reverse ends; the side or corner next the point to be fitted into the indentation made in the side of the point previously mentioned. The point of the share next the furrow is made with a right angle, as represented in Fig. 7.

The colter or cutter G is about eight inches in length on the edge. It is a separate piece that is to be placed in the throat of the plow, the lower end of which is to overreach the shoulder of the point about one inch, and that part to be let into the point by indenting in the same manner that the share is indented into the side, and is secured to the plow by a lock on the back side of the colter fitted between the mold-board and landside, so that by taking off the landside the cutter can be removed and the plow used with a broad or narrow cutter, to suit the fancy of the farmer. The whole is fitted to a well-proportioned mold-board and stocked in the common method.

What I claim as my invention or improvement, and which I desire to secure by Letters Patent, consists in—

The peculiar form and construction of the double point and mode of fastening it, as above described.

JOHN ORMISTON.

Witnesses:

WM. MCINTOSH,  
J. F. TALBOTT.