



US00D345033S

United States Patent [19]

[11] Patent Number: Des. 345,033

Acker et al.

[45] Date of Patent: ** Mar. 8, 1994

[54] MAKE-UP CASE

[75] Inventors: Stanley Acker, Nyack; Frank Garcia, Brooklyn, both of N.Y.

[73] Assignee: Stanley Acker, Nyack, N.Y.

[**] Term: 14 Years

[21] Appl. No.: 812,978

[22] Filed: Dec. 19, 1991

[52] U.S. Cl. D28/83

[58] Field of Search D9/414, 418, 420, 423, D9/424, 432; 206/235, 581, 823; 220/DIG. 26; 132/293, 301, 316; D28/76-83; D27/189-191

D. 281,826 12/1985 Bakic D28/83
 D. 282,690 2/1986 LeGrottaglie D9/424 X
 D. 285,414 9/1986 Goetz et al. D28/83
 D. 301,124 5/1989 Bakic D28/76 X
 D. 301,642 6/1989 Bakic D28/78 X
 D. 316,763 5/1991 Ferrari D28/83

Primary Examiner—Melvin B. Feifer
 Assistant Examiner—M. Siegel
 Attorney, Agent, or Firm—Baker & McKenzie

[56] **References Cited**

U.S. PATENT DOCUMENTS

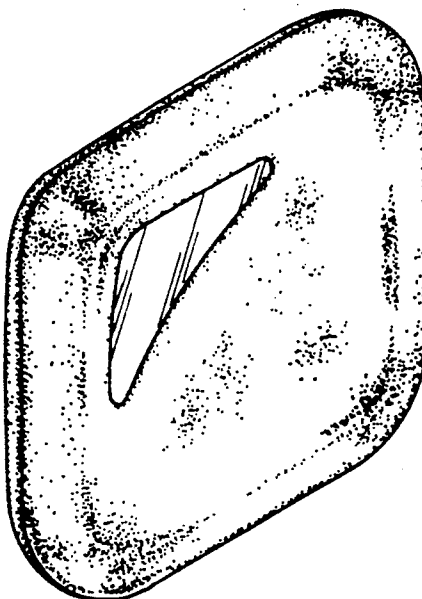
D. 87,678 8/1932 Ottinger D28/83
 D. 92,021 4/1934 Sachs D28/77
 D. 117,706 11/1939 Amick D28/83
 D. 142,108 8/1945 Morris D27/187
 D. 245,579 8/1977 Jewell D9/420

[57] **CLAIM**

The ornamental design for a make-up case, as shown.

DESCRIPTION

FIG. 1 is a perspective view of a make-up case showing our new design;
 FIG. 2 is a top plan view thereof;
 FIG. 3 is a bottom plan view thereof;
 FIG. 4 is a left end elevational view thereof;
 FIG. 5 is a right end elevational view thereof;
 FIG. 6 is a front end elevational view thereof; and,
 FIG. 7 is a rear end elevational view thereof.



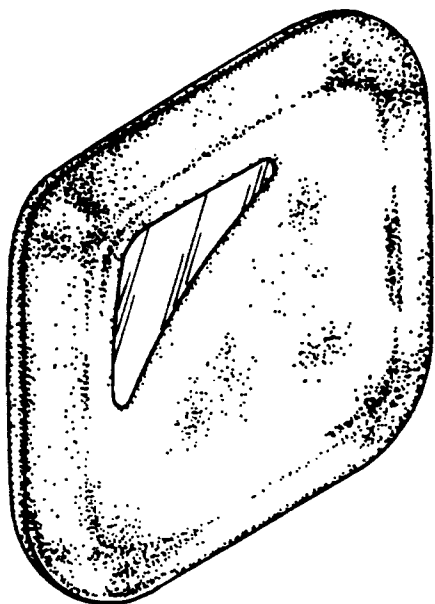


FIG. 1



FIG. 4



FIG. 5

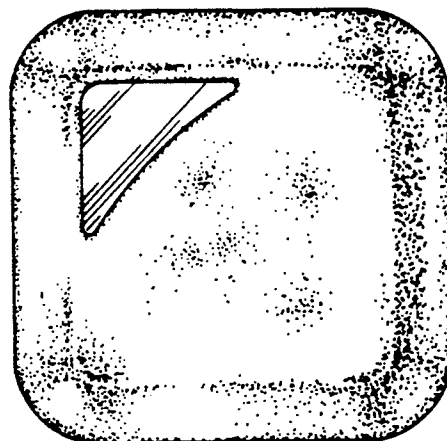


FIG. 2




FIG. 6




FIG. 7




FIG. 3