



US00D897029S

(12) **United States Design Patent** (10) **Patent No.:** **US D897,029 S**  
**Stanley** (45) **Date of Patent:** **\*\* Sep. 22, 2020**

(54) **HORTICULTURE GROW LIGHT**  
(71) Applicant: **HGCL, Inc.**, Las Vegas, NV (US)  
(72) Inventor: **John Stanley**, Vancouver, WA (US)  
(73) Assignee: **HGCL, Inc.**, Las Vegas, NV (US)  
(\*\*) Term: **15 Years**  
(21) Appl. No.: **29/690,907**  
(22) Filed: **May 13, 2019**

**Related U.S. Application Data**

(63) Continuation of application No. 29/625,315, filed on Nov. 8, 2017, now Pat. No. Des. 848,665.  
(51) **LOC (12) Cl.** ..... **26-99**  
(52) **U.S. Cl.**  
USPC ..... **D26/118**  
(58) **Field of Classification Search**  
USPC ... D26/9, 10, 12, 13, 15, 16, 24, 51, 61, 72,  
D26/76, 80, 81, 85, 86, 88, 90, 113, 118,  
D26/119, 120, 122, 128, 129, 138, 143,  
D26/144  
CPC .... B60Q 1/04; B60Q 1/26; F21S 8/026; F21S  
8/04; F21L 19/00; F23D 11/443; F21Y  
2101/02; F21V 21/02; F21V 29/004;  
F21V 21/04; F21V 29/2212; F21V 7/22;  
F21V 29/83; F21V 37/002; F21V 7/00;  
A61L 9/037  
See application file for complete search history.

(56) **References Cited**

**U.S. PATENT DOCUMENTS**

D780,985 S \* 3/2017 Stanley ..... D26/118  
D797,353 S \* 9/2017 Stanley ..... D26/118

D802,828 S \* 11/2017 Stanley ..... D26/118  
D811,647 S \* 2/2018 Stanley ..... D26/118  
D826,469 S \* 8/2018 Reynolds ..... D26/118

\* cited by examiner

*Primary Examiner* — Brian N. Vinson

(74) *Attorney, Agent, or Firm* — Ulmer & Berne LLP

(57) **CLAIM**

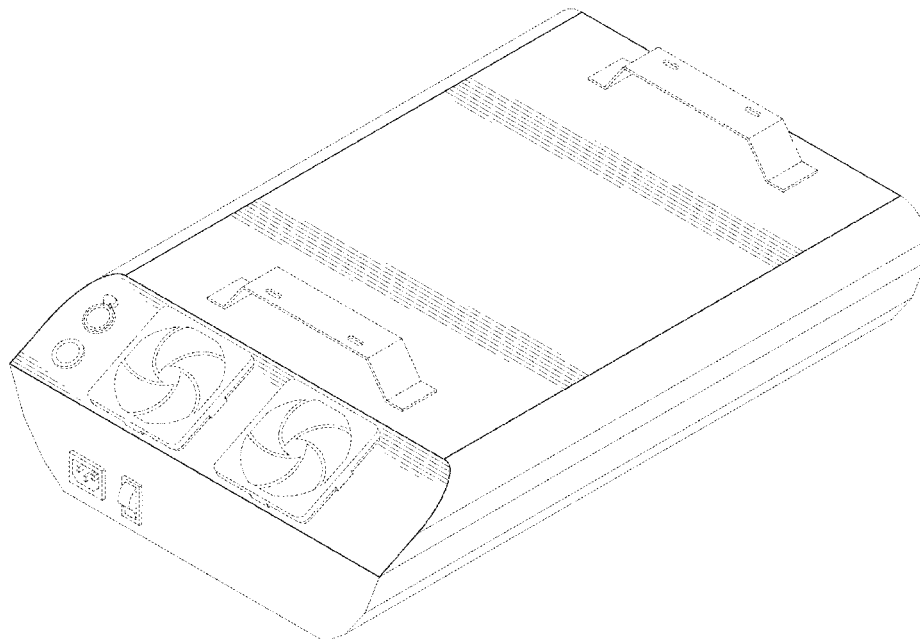
The ornamental design for a horticulture grow light, as shown and described.

**DESCRIPTION**

FIG. 1 is a perspective view of a horticulture grow light, as viewed from above, showing my new design;  
FIG. 2 is a perspective view of the horticulture grow light shown in FIG. 1, as viewed from below;  
FIG. 3 is a left side elevation view of the horticulture grow light shown in FIG. 1;  
FIG. 4 is a right side elevation view of the horticulture grow light shown in FIG. 1;  
FIG. 5 is a front elevation view of the horticulture grow light shown in FIG. 1;  
FIG. 6 is a rear elevation view of the horticulture grow light shown in FIG. 1;  
FIG. 7 is a top plan view of the horticulture grow light shown in FIG. 1; and,  
FIG. 8 is a bottom plan view of the horticulture grow light shown in FIG. 1.

The broken-line disclosure shown in the views is understood to represent portions of the article in which the claimed design is embodied, but which form no part of the claimed design.

**1 Claim, 6 Drawing Sheets**



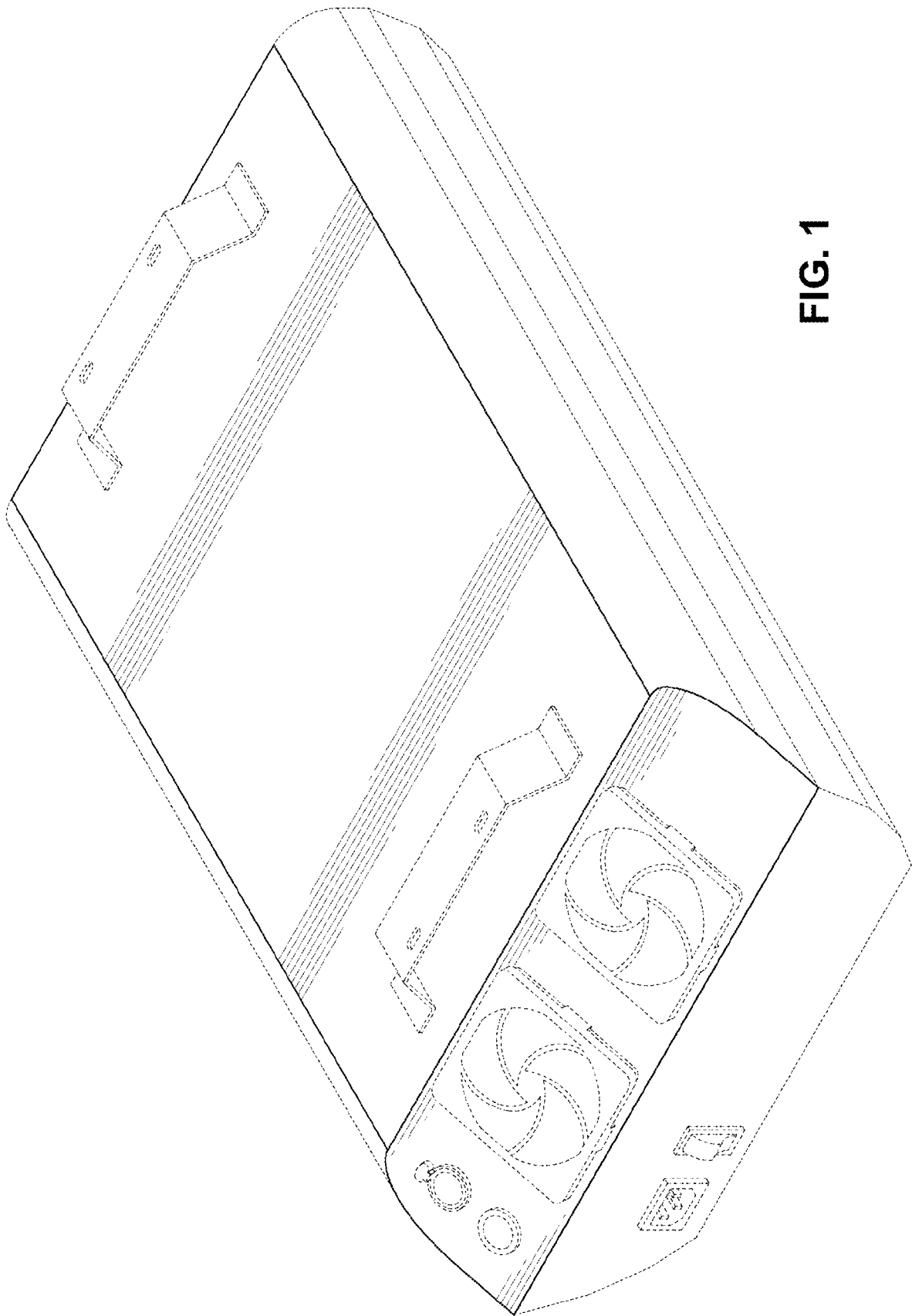


FIG. 1

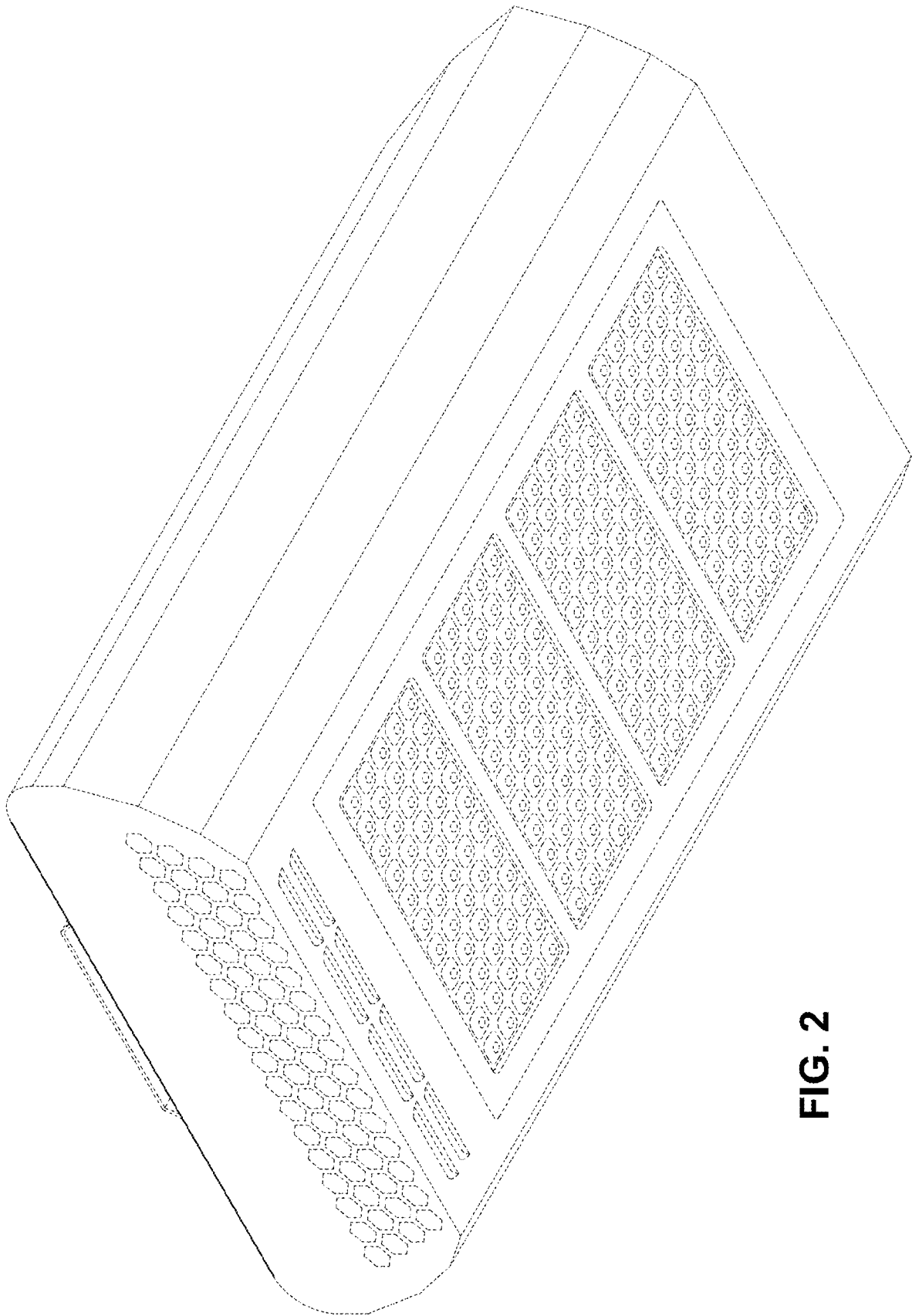


FIG. 2




FIG. 3


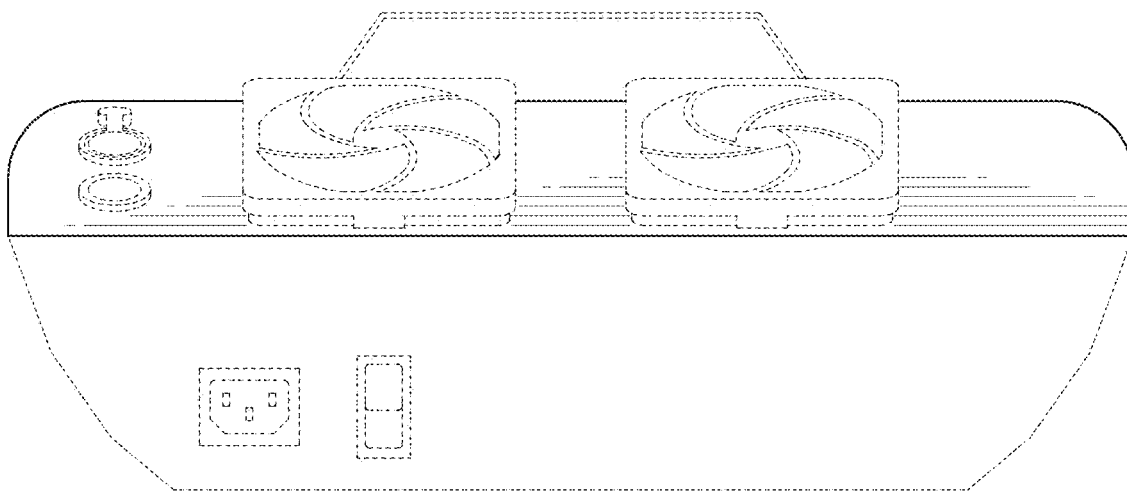
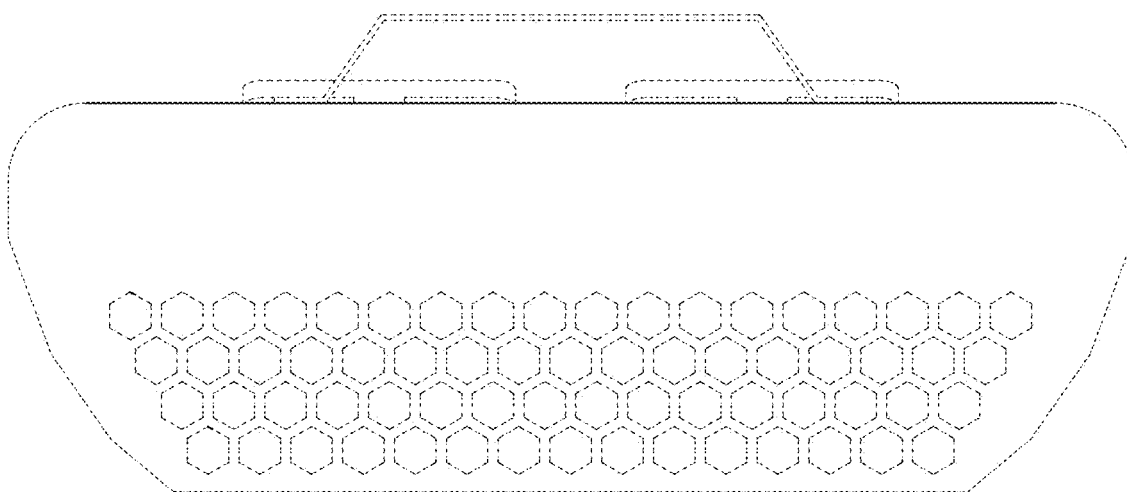


FIG. 4



**FIG. 5**



**FIG. 6**




FIG. 7




FIG. 8