



US00D701549S

(12) **United States Design Patent**
Ogasawara

(10) **Patent No.:** **US D701,549 S**

(45) **Date of Patent:** **** Mar. 25, 2014**

(54) **DIGITAL CAMERA**

(71) Applicant: **Nikon Corporation**, Tokyo (JP)

(72) Inventor: **Michiyo Ogasawara**, Tokyo (JP)

(73) Assignee: **Nikon Corporation**, Tokyo (JP)

(**) Term: **14 Years**

(21) Appl. No.: **29/444,889**

(22) Filed: **Feb. 5, 2013**

(30) **Foreign Application Priority Data**

Aug. 8, 2012 (JP) 2012-018966

(51) **LOC (10) Cl.** **16-01**

(52) **U.S. Cl.**

USPC **D16/202**

(58) **Field of Classification Search**

USPC D16/200, 202, 204, 206, 218;
348/373-376; 358/909.1; 396/535-541

See application file for complete search history.

(56) **References Cited**

U.S. PATENT DOCUMENTS

D418,851 S *	1/2000	Goto et al.	D16/218
D606,104 S *	12/2009	Sato	D16/202
D633,934 S *	3/2011	Funakoshi	D16/202
D663,758 S *	7/2012	Ham	D16/202
8,233,082 B2 *	7/2012	Yamamoto	348/375
2011/0216237 A1 *	9/2011	Shinohara et al.	348/373
2011/0298970 A1 *	12/2011	Shinohara et al.	348/373

* cited by examiner

Primary Examiner — Adir Aronovich

(74) *Attorney, Agent, or Firm* — Wolf, Greenfield & Sacks, P.C.; Randy J. Pritzker

(57) **CLAIM**

The ornamental design for a digital camera, as shown and described.

DESCRIPTION

FIG. 1 is a front, top and right side perspective view of a digital camera showing my new design;
FIG. 2 is a rear, top and left side perspective view thereof;
FIG. 3 is a front elevational view thereof;
FIG. 4 is a rear elevational view thereof;
FIG. 5 is a top plan view thereof;
FIG. 6 is bottom plan view thereof;
FIG. 7 is right side elevational view thereof; and,
FIG. 8 is left side elevational view thereof.

1 Claim, 8 Drawing Sheets

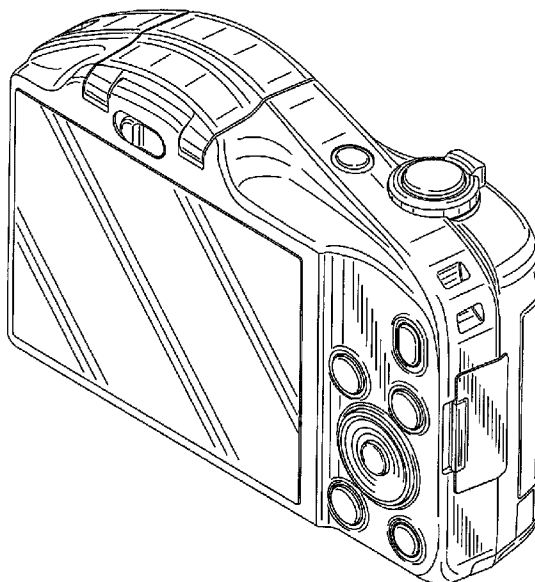



FIG. 1




FIG. 2

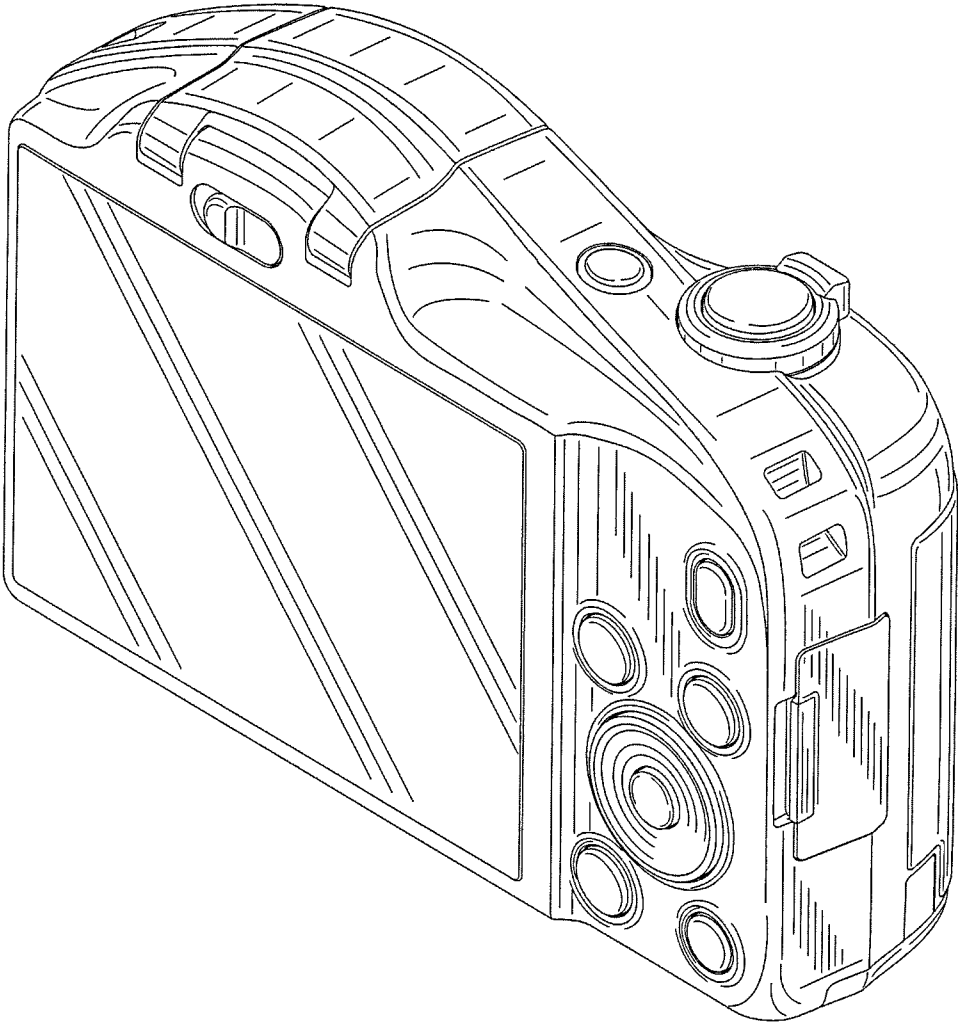


FIG. 3

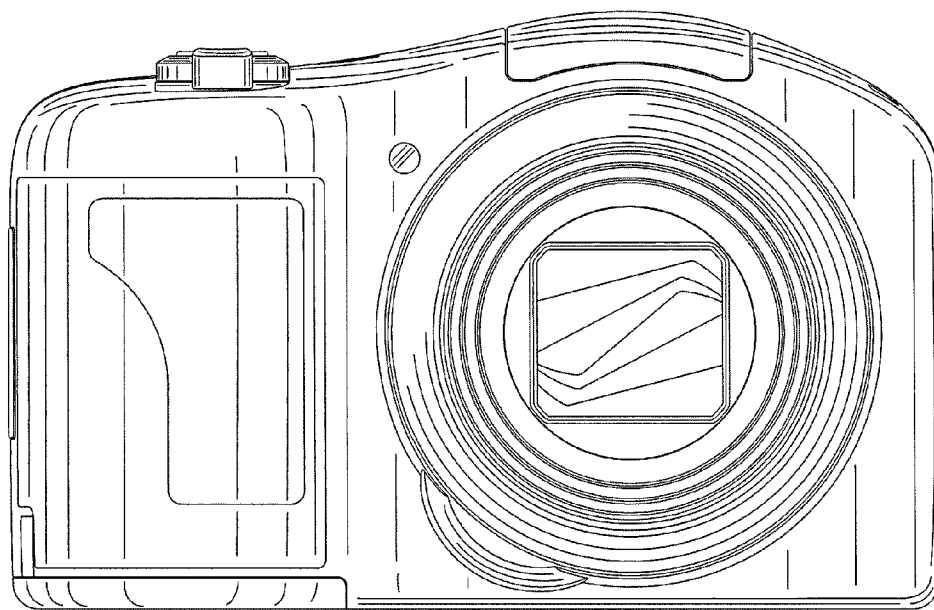


FIG. 4

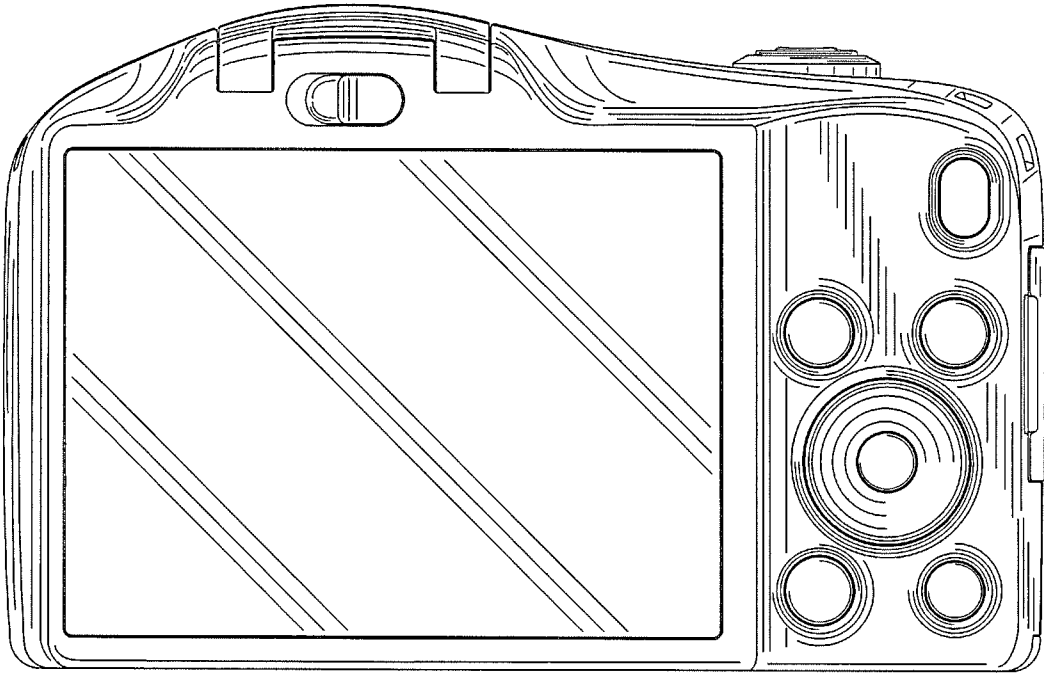


FIG. 5

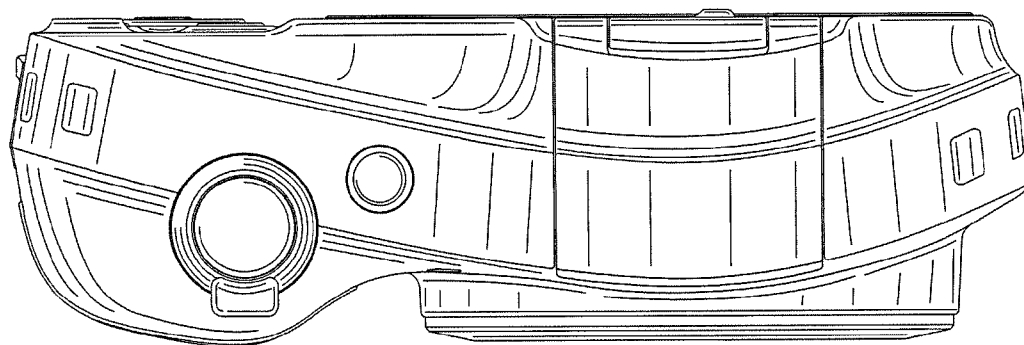


FIG. 6

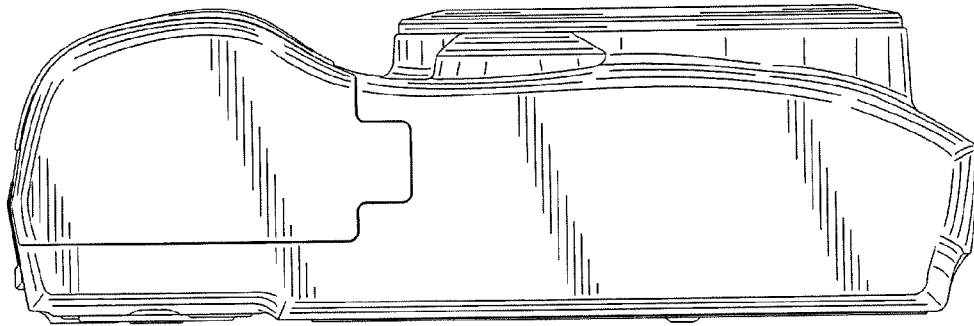


FIG. 7

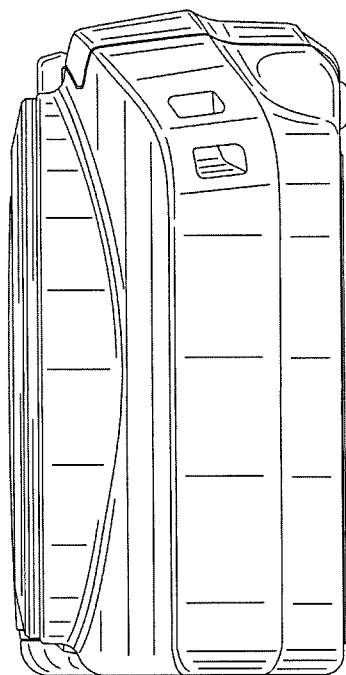


FIG. 8

