

(12) PATENT
(19) AUSTRALIAN PATENT OFFICE

(11) Application No. AU 199650657 B2
(10) Patent No. 706604

(54) Title
Method of multiplexing/demultiplexing analog signals and datastream

(51)⁶ International Patent Classification(s)
H04L 005/00

(21) Application No: **199650657**

(22) Application Date: **1996.04.15**

(30) Priority Data

(31) Number	(32) Date	(33) Country
95201040	1995.04.24	NL

(43) Publication Date : **1996.11.07**

(43) Publication Journal Date : **1996.11.07**

(44) Accepted Journal Date : **1999.06.17**

(71) Applicant(s)
Alcatel N.V.

(72) Inventor(s)
**Denis Julien Gilles Mestdagh; Paul Spruyt; Peter Paul Frans Reusens;
Edmond Celina Jozef Op De Beeck**

(74) Agent/Attorney
ALCATEL AUSTRALIA LIMITED, BOX 525 G.P.O., SYDNEY N.S.W. 2001

(56) Related Art
US 5282197

EP 0050748



AU9650657

(12) PATENT ABSTRACT (11) Document No. AU-A-50657/96
(19) AUSTRALIAN PATENT OFFICE

- (54) Title
METHOD OF MULTIPLEXING/DEMULTIPLEXING ANALOG SIGNALS AND DATASTREAM
- International Patent Classification(s)
(51)⁶ **H04L 005/00**
- (21) Application No. : **50657/96** (22) Application Date : **15.04.96**
- (30) Priority Data
- | | | |
|-----------------|-----------------|---------------------------|
| (31) Number | (32) Date | (33) Country |
| 95201040 | 24.04.95 | NL THE NETHERLANDS |
- (43) Publication Date : **07.11.96**
- (71) Applicant(s)
ALCATEL N.V.
- (72) Inventor(s)
DENIS JULIEN GILLES MESTDAGH; PAUL SPRUYT; PETER PAUL FRANS REUSENS; EDMOND CELINA JOZEF OP DE BEECK
- (74) Attorney or Agent
ALCATEL AUSTRALIA LIMITED , BOX 525 G.P.O., SYDNEY N.S.W. 2001
- (57)

An analog Message Telephone Service (MTS) signal and an Asymmetric Digital Subscriber Line (ADSL) datastream are multiplexed to be transmitted simultaneously on a twisted pair transmission line. In a first step, the analog MTS signal is transformed into a digital form. The digital MTS signal in a second step is embedded in the ADSL datastream.

At the receiver side, the digital MTS signal and ADSL datastream are split up again, and the digital MTS signal is retransformed into the analog MTS signal.

To maintain telephone service even when the ADSL equipment fails, an alternative path enables transmission of the MTS signal in its analog form independently from the ADSL equipment.

AUSTRALIA

Patents Act 1990

ORIGINAL
COMPLETE SPECIFICATION
STANDARD PATENT

Invention Title:

"METHOD OF MULTIPLEXING/DEMULTIPLEXING ANALOG SIGNALS
AND DATASTREAM"

The following statement is a full description of
this invention, including the best method of
performing it known to us:-

This invention relates to a method, interface modules and a telephone network for multiplexing and demultiplexing of an analog MTS (Message Telephone Service) signal, formerly known as an analog POTS (Plain Old Telephone Service) signal, and an ADSL (Asymmetric Digital Subscriber Line) datastream. The MTS (Message Telephone Service) signal comprises analog speech as well as telephone service signalling (e.g. ringing signal, metering pulses). Both the analog MTS (Message Telephone Service) signal and the ADSL (Asymmetric Digital Subscriber Line) datastream are simultaneously transmitted on a two-wire transmission line, a twisted pair telephone line. The above method, interfaced modules and telephone network are described in the preambles of claims 1, 6, 8 and 10 respectively.

A method of the aforementioned type is already known in the art, e.g. from the draft American National Standard for Telecommunications entitled 'Asymmetric Digital Subscriber Line (ADSL) Metallic Interface Specification', published by the American National Standards Institute (ANSI) in April 1994. Therein, simultaneous transmission of an analog MTS (Message Telephone Service) signal and an ADSL (Asymmetric Digital Subscriber Line) datastream is provided by frequency division multiplexing (FDM). A low frequency band is defined as the MTS (Message Telephone Service) band and a high frequency band is defined as the ADSL (Asymmetric Digital Subscriber Line) band (see e.g. section 6.12 on pages 45, 46 and section 8, page 59, second paragraph of the above cited draft Standard). The high frequency band is further subdivided in a first subband for downstream transmission and a second subband for upstream transmission. Both subbands may even overlap in case echo cancellation is used. However this is of no particular importance with respect to the present invention. In the mentioned draft ANSI-Standard it is further suggested in section 8 on pages 58-59 thereof, to use an ADSL/MTS splitter at each end of the two-wire transmission line to perform the necessary frequency division multiplexing and demultiplexing. Such an ADSL/MTS splitter is based on the use of frequency bandpass filters but due to the predefined filter requirements and the presence of telephone service signalling (e.g. ringing signal) which reaches high voltage levels, the ADSL/MTS splitter becomes very bulky and expensive.

An object of the present invention is to provide a method, interface modules and a telephone network for multiplexing and demultiplexing of an analog MTS (Message Telephone Service) signal and an ADSL (Asymmetric Digital Subscriber Line) datastream wherein the use of a bulky and expensive MTS/ADSL splitter, as suggested in the draft ANSI Standard, is avoided.

According to a present aspect of the present invention this is provided a method for multiplexing and demultiplexing an analog Message Telephone Service (MTS) signal, comprising analog speech as well as telephone service signalling, and an Asymmetric Digital Subscriber Line (ADSL) data stream for simultaneous transmission thereof over a transmission line, characterized in that said multiplexing comprises a first step wherein said analog MTS signal is converted into a digital MTS signal and a second step wherein said digital MTS signal is embedded into dataframes comprised in said ADSL data stream, thereby generating a transmit signal which is applied to said transmission line, and that said demultiplexing comprises a third step wherein said transmit signal is split up into said digital MTS signal and said ADSL data stream, and a fourth step wherein said digital MTS signal is converted into said analog MTS signal.

According to a second aspect of the invention there is provided an interface module adapted to multiplex an analog MTS signal, comprising analog speech as well as telephone service signalling, and an ADSL data stream to be simultaneously applied to a two-wire transmission line coupled to said interface module, characterized in that said interface module includes a fractionizing unit, to an input of which said analog MTS signal is applied and which is adapted to fractionize said analog MTS signal to thereby generate said analog speech applied to a first output thereof and said telephone service signalling applied to a second output thereof, an analog to digital converter, whose input is coupled to said first output of said fractionizing unit and which is provided to convert said analog speech into digital speech, an encoder coupled at its input to said second output of said fractionizing unit and provided to encode said telephone service signalling into a telephone service code, and a multiplexer to first, second and third inputs of which said digital speech, said telephone service code and said ADSL data stream are supplied respectively and

which is provided to embed said digital speech and said telephone service code, which both form part of a digital MTS signal, in frames comprised in said ADSL.

5 According to a third aspect of the invention there is provided an interface module adapted to demultiplex an analog MTS signal, comprising analog speech as well as telephone service signalling, and an ADSL data stream from a transmit signal applied to said interface module via a transmission line coupled to said interface module, characterized in that said interface module includes a demultiplexer whose input is coupled to said transmission line and which is adapted to demultiplex said
10 transmit signal and to thereby generate digital speech, a telephone service code and said ADSL data stream for application to a first, a second and a third output of said demultiplexer respectively, a digital to analog converter coupled at its input to said first output of said demultiplexer and provided to convert said digital speech into said analog speech, a decoder coupled at its input to said second output of said
15 demultiplexer and provided to decode said telephone service code and to thereby generate said telephone service signalling, and a combining unit, a first input of which is coupled to an output of said digital to analog converter and a second input of which is coupled to an output of said decoder and which is provided to combine said analog speech and said telephone service signalling into said analog Mts signal and to apply said analog MTS to an MTS output of said interface module.
20

According to a fourth aspect of the invention claims is provided telephone network including a central office station and a plurality of subscriber stations coupled to said central office station via transmission lines, said central office station and said subscriber stations including interface modules provided to multiplex and demultiplex
25 an analog MTS signal, comprising analog speech as well as telephone service signalling, and an ADSL data stream for simultaneous transmission thereof over a said two-wire transmission line, characterized in that to perform said multiplexing, a said interface module in said central office station and in each said subscriber station includes a fractionizing unit, to an input of which said analog signal is applied and
30 which is provided to fractionize said analog signal to thereby generate said analog speech applied to a first output thereof and said telephone service signalling applied to a second output thereof, an analog digital converter, whose input is coupled to said

first output of said fractionizing unit and which is provided to convert said analog
 speech into digital speech, an encoder coupled at its input to said second output of
 fractionizing unit and provided to encode said telephone service signalling into a
 telephone service code, and a multiplexer to first, second and third inputs of which
 said digital speech, said telephone service code and said ADSL data stream are
 supplied respectively and which is provided to embed said digital speech and said
 telephone service code, which both form part of a digital MTS signal, in frames out of
 said ADSL data stream to thereby constitute a transmit signal, and that to perform
 said demultiplexing, a said interface module in said central office station and in each
 said subscriber station includes a demultiplexer whose input is coupled to said two-
 wire transmission line and which is provided to demultiplex said transmit signal and to
 thereby regenerate said digital speech , said telephone service code and said ADSL
 data stream applied to first, a second and a third output of said demultiplexer
 respectively, a digital to analog converter coupled at its input to said first output of
 said demultiplexer and provided to convert said digital speech into analog speech, a
 decoder coupled at its input to said second output of said demultiplexer and provided
 to decode said telephone service code and to thereby regenerate said telephone
 service signalling, and a combining unit, a first input of which is coupled to an output
 of said digital to analog converter and a second input of which is coupled to an
 output of said decoder and which is provided to combine said analog speech and
 said telephone service signalling into said analog MTS and to apply said analog MTS
 signal to an MTS output of said interface module.

The presence of the telephone service signalling (e.g. ringing signal) with high
 voltage levels is avoided by digitizing the analog MTS (Message Telephone Service)
 signal. Moreover the use of frequency bandpass filters which have to meet severe
 requirements becomes unnecessary due to the embedding of the digital MTS
 (Message Telephone Service) signal in frames comprised in the ADSL (Asymmetric
 Digital Subscriber Line) datastream. The low frequency band or MTS (Message
 Telephone Service) band even becomes free and could thus be occupied by the ADSL
 (Asymmetric Digital Subscriber Line) datastream.

In the equipment performing the method of the invention, owing to the

absence of bandpass filters to split the MTS (Message Telephone Service) signal from the ADSL (Asymmetric Digital Subscriber Line) datastream, filter leakage causing influence of the analog MTS (Message Telephone Service) signal on the ADSL (Asymmetric Digital Subscriber Line) datastream and vice versa in the known solution, is no longer a problem. Furthermore the method of claim 1 inherently provides an improvement of the transmission quality of the MTS (Message Telephone Service) signal and ADSL (Asymmetric Digital Subscriber Line) datastream. Indeed, full digital transmission of the MTS (Message Telephone Service) signal and absence in the known solution of ADSL (Asymmetric Digital Subscriber Line) datastream degradation, caused by the high voltage telephone service signalling, provides a better transmission quality compared to the known solution.

It is further noticed that in the present invention, bandpass filters can still be used to separate the mentioned first subband for ADSL (Asymmetric Digital Subscriber Line) downstream transmission and second subband for ADSL (Asymmetric Digital Subscriber Line) upstream transmission.

Furthermore, the protection of the ADSL (Asymmetric Digital Subscriber Line) datastream AD from all MTS (Message Telephone Service) related signals (e.g. dial pulses, ringing signal, ring tip, metering pulses, ...), which is a difficulty already recognized in the draft ANSI Standard, section 8, page 58, is no longer an issue of the present invention because the MTS (Message Telephone Service) related signals are absent on the transmission line in the present telephone network.

Another preferred feature of the present invention is that in the implementation of the method and both interface modules, MTS (Message Telephone Service) or plain old telephone service is guaranteed, even in case the digitization of the analog MTS (Message Telephone Service) signal or the embedding thereof into frames of the ADSL (Asymmetric Digital Subscriber Line) datastream fails. Indeed, as described in claim 2, in case of failure, MTS (Message Telephone Service) is maintained via analog transport of the MTS (Message Telephone Service) signal.

A further preferred feature of the present method is that the digitization of the analog MTS (Message Telephone Service) signal is performed in 3 subsets. In this way, by fractionizing the analog MTS (Message Telephone Service) signal, high

voltage telephone service signalling such as the ringing signal is separated from the analog speech before both are converted to a digital form independently. The digitization of analog speech is then performed by traditional analog to digital conversion and coding (e.g. A-law or μ -law coding), whilst the high voltage telephone service signalling is transformed into a digital code by an encoder. The digital speech and digital code then form part of the digital MTS (Message Telephone Service) signal which is embedded in the ADSL (Asymmetric Digital Subscriber Line) datastream in the second step.

An additional advantage of the present invention is the possibility to handle metering bursts (information sent from central office to particular subscribers e.g. to enable billing calculations) at a frequency of 12 kHz or 16 kHz. In the known solution with MTS/ADSL splitters, these metering bursts enter the upstream ADSL frequency band and therefore disturb the ADSL data transmission therein. In the present telephone network only control information (instead of a burst) needs to be transmitted. The 12 kHz or 16 kHz bursts are restored at the subscriber's side.

Different ways can be thought of to perform the second step of claim 1. A first way to execute the embedding of the digital MTS (Message Telephone Service) signal in the ADSL (Asymmetric Digital Subscriber Line) datastream is described in claim 4. In section 6.9 on pages 43 and 44 of the draft ANSI Standard cited above, the DMT (Discrete Multi Tone) technique is recommended as the modulation method for ADSL (Asymmetric Digital Subscriber Line) datastreams thus become modulated on a set of equidistant carriers. The SMT (Discrete Multi Tone) modulation technique and equipment to perform this technique are known e.g. from the article 'A Multicarrier E1-HDSL Transceiver System with Coded Modulation', written by Peter S. Chow, Naofal Al-Dhahir, John M. Cioffi and John A.C. Bingham and published in the issue Nr. 4 May/June 1993 in the journal of European Transactions on Telecommunications and Related Technologies (ETT), pages 257 - 266 and from the article 'Performance Evaluation of a Multichannel Transceiver System for ADSL and VHDSL Services' from Peter S. Chow et al., published in the issue Nr. 6 August 1991 of the journal of European Transactions on Telecommunications and Related Technologies (ETT), pages 909-919. This technique will therefore not be described in

further detail in this application. However, for further explanations in the description one should know that one of the equidistant carriers (see paragraph 6.9.1.2 of the ANSI draft standard) is not modulated for purposes of synchronization. This particular carrier is called pilot subcarrier.

In a first implementation of the present invention, embedding of the digital MTS (Message Telephone Service) signal in the ADSL (Asymmetric Digital Subscriber Line) datastream is obtained by modulating the digital MTS (Message Telephone Service) signal on a subset of carriers which forms part of a set of carriers whereon the transmit signal is modulated.

In another implementation of the present invention, the digital MTS (Message Telephone Service) signal is packed in ATM (Asynchronous Transfer Mode) cells which are embedded in the ADSL (Asymmetric Digital Subscriber Line) frames (see page 11, paragraph 5.1.3 of the draft ANSI Standard).

It seems to be a disadvantage inherent to the present invention that ADSL (Asymmetric Digital Subscriber Line) services will be provided at a lower transmission rate because part of the ADSL bandwidth is used for MTS (Message Telephone Service) transmission. This is not true because the frequency band normally occupied by the MTS (Message Telephone Service) signal is now available for ADSL (Asymmetric Digital Subscriber Line) services. The ADSL (Asymmetric Digital Subscriber Line) capacity will therefore increase significantly.

The invention will become more apparent and the invention itself will be best understood by referring to the following description of an embodiment taken in conjunction with the accompanying drawing which is a schematic representation of an embodiment of a telephone network according to the present invention, including interface modules according to the present invention.

The telephone network shown in the figure comprises a central office and a plurality of subscriber stations coupled to the central office via twisted pair telephone cables. The central office and subscriber stations are not explicitly shown in the figure. Shown in the figure are interface modules (CO-IM, S-IM) included in the central office and subscriber stations. A first interface module CO-IM forms part of the central office, whilst a second interface module S-IM is included in a subscriber

station. These interface modules, CO-IM and S-IM, provide access to the twisted pair transmission line TL which couples the subscriber station to the central office.

5 The subscriber station interface module S-IM and central office interface module CO-IM include multiplexing means and demultiplexing means for multiplexing and demultiplexing an analog MTS (Message Telephone Service) signal TS and an ADSL (Asymmetric Digital Subscriber Line) datastream AD. In the figure however, only the multiplexing means of the central office interface module CO-IM and the demultiplexing means of the subscriber station interface module S-IM are
10 drawn, the demultiplexing means of the central office interface module CO-IM and the multiplexing means of the subscriber interface module S-IM being similar.

In the following paragraphs, the multiplexing means and demultiplexing means of the figure will be described and the working thereof will be explained in detail.

15 The central office interface module CO-IM of includes an MTS (Message Telephone Service) mirror device MD, an encoder E and an ADSL (Asymmetric Digital Subscriber Line) unit ADSL-U. In addition the embodiment shown is equipped with first switching means S1, second switching means S2 and an independent link line L. The MTS (Message Telephone Service) mirror device MD is provided with a
20 fractionizing unit F and an analog to digital converter ADC, whilst the ADSL (Asymmetric Digital Subscriber Line) unit ADSL-U includes a multiplexer MUX. Switching means S1 has an input which in fact is an MTS (Message Telephone Service) input of the multiplexing means and two outputs: a first state output 1 and a second state output 2. Switching means S2 is provided with a first state input 1', a second state input 2' and an output which is coupled to the twisted pair transmission line TL.

25 The first state output 1 of first switching means S1 is connected to an input of the fractionizing unit F in the MTS (Message Telephone Service) mirror device MD. The analog to digital converter ADC couples a first output FO1 of the fractionizing unit F to a first input MI1 of the multiplexer MUX in the ADSL (Asymmetric Digital Subscriber Line) unit ADSL-U. In a similar way , the encoder E couples a second
30 output FO2 of the fractionizing unit F to a second input MI2 of the multiplexer MUX. A third input MI3 of the multiplexer MUX in fact represents an ADSL (Asymmetric

Digital Subscriber Line) input of the multiplexing means included in the central office. The output of the multiplexer MUX is connected to the first state input 1' of the second switching means S2. The independent link line L is coupled between the second state output 2 of first switching means S1 and the second state input 2' of the second switching means S2, and thus provides a direct alternative connection between the MTS input and the twisted pair transmission line TL, on the condition that both switches S1 and S2 are brought in their second state. Before describing this second state in further detail, the first state working mode or normal working mode of the present telephone network will be described.

In its normal working mode, i.e. when the first and second switching means, S1 and S2, operate in their first state (input of S1 connected to the first state output 1 and output of S2 connected to the first state input 1'), an analog MTS (Message Telephone Service) signal TS is applied to the input of the fractionizing unit F via the first switching means S1. Fractionizing unit F fractionizes this analog MTS (Message Telephone Service) signal TS, i.e. F subtracts the telephone service signalling TSS (e.g. ringing signal, metering pulses, ring-tip, ...) from the analog MTS (Message Telephone Service) signal TS, applies this telephone service signalling TSS via its second output FO2 to the encoder E, and applies the remaining analog speech AS via its first output FO1 to the analog to digital converter ADC. The analog to digital converter ADC converts the analog speech AS supplied to its input into digital speech DS, whilst the encoder E transforms the telephone service signalling TSS into a telephone service code TSC. The analog MTS (Message Telephone Service) signal TS originally applied to the multiplexing means, is thus in a first step transformed into a digital form, DS and TSC, which in the particular embodiment of the figure is the combination of digital speech DS and a telephone service code TSC. In a second step, this digitized MTS (Message Telephone Service) signal, DS and TSC, is embedded into frames of the ADSL (Asymmetric Digital Subscriber Line) datastream AD supplied to the multiplexer MUX via its third input MI3. In this way, a new ADSL (Asymmetric Digital Subscriber Line) datastream, called transmit signal S, is generated. Via second switching means S2, this transmit signal S is applied to the twisted pair transmission line TL to be transmitted towards the subscriber station. The

embedding of the digital MTS (Message Telephone Service) signal, DS and TSC, in the ADSL (Asymmetric Digital Subscriber Line) datastream AD is performed by the multiplexer MUX.

5 In a first implementation of the present invention, the multiplexer MUX represents a traditional DMT (Discrete Multi Tone) modulator. A block scheme of such a DMT (Discrete Multi Tone) modulator is described e.g. in the already cited article 'A Multicarrier E1-HDSL Transceiver System with Coded Modulation', written by P. Chow, Naofal Al-Dhahir, John M. Cioffi, and John A.C. Bingham and published in
10 the issue Nr. 3 May/June 1993 in the journal of European Transactions on Telecommunications and Related Technologies (ETT), pages 257-266. In this first implementation, the ADSL (Asymmetric Digital Subscriber Line) unit ADSL-U in fact represents the modulating/demodulating unit of DASP-unit (DMT ADSL Signal Processor) of the traditional ADSL equipment. This modulating/demodulating unit, as
15 recommended in section 6.9 of the draft ANSI standard on pages 43-44, modulates signals onto a set of carriers with equidistant frequencies by using the DMT (Discrete Multi Tone) technique. Modulating the digital speech DS and telephone service code TSC onto a subset of carriers comprised in the set of equidistant carriers is thus a first implementation of the embedding step of the present invention.

20 It is noted here that for ADSL (Asymmetric Digital Subscriber Line) services, the data modulated onto the pilot subcarrier, which is a reserved carrier of the set of carriers with equidistant frequencies, is a constant. The pilot subcarrier in other words remains unmodulated, and can easily be used for resolution of sample timing or synchronization between transmitter and receiver (see draft ANSI" Standard,
25 paragraph 6.9.1.2, page 43). If the digital speech DS and the telephone service code TSC are modulated onto this pilot subcarrier, the pilot subcarrier can still be used for synchronization purposes. The pilot subcarrier thus may form part of the subset of carriers whereon the digital MTS (Message Telephone Service) signal is modulated.

30 In a second implementation of the present invention, the multiplexer MUX represents the cascade connection of an ATM (Asynchronous Transfer Mode) embed unit, which embeds the digital MTS (Message Telephone Service) signal DS, TSC in a

sequence of ATM (Asynchronous Transfer Mode) cell, and an ADSL (Asymmetric Digital Subscriber Line) embed unit, which embeds the ATM (Asynchronous Transfer Mode) cells in frames out of the ADSL (Asymmetric Digital Subscriber Line) datastream AD. In this second implementation, the ADSL (Asymmetric Digital Subscriber Line) unit ADSL-U represents the interleaving unit or CHAP (Channel Processor) unit of the traditional ADSL equipment. ATM (Asynchronous Transfer Mode) technique is well known, e.g. from the book 'Asynchronous Transfer Mode, solution for broadband ISDN' written by M. De Prycker and published in 1991 by Ellis Horwood. The embedding of ATM (Asynchronous Transfer Mode) cells in ADSL (Asymmetric Digital Subscriber Line) dataframes on the other hand, is suggested in section 5.1.3 of the draft ANSI Standard, page 11.

As is stated in section 8, first paragraph on page 59, of the draft ANSI Standard, continuity through the voice band (or MTS band) has to be maintained, and telephone service may not be interrupted if the ADSL equipment fails. This telephone service is guaranteed in the known solution with MTS/ADSL splitters and can be guaranteed also in the present invention by including the switching means S1 and S2, and the independent link line L. When brought in their second state, the first and second switching means, S1 and S2, transfer the interface module CO-IM from its normal working mode to a failure mode. By connecting the input of S1 to the second output 2 thereof and by connecting the second input 2' of S2 to the output thereof, the analog MTS (Message Telephone Service) signal TS in this failure mode is transported in its analog form from the MTS input to the twisted pair transmission line TL.

The subscriber interface module S-IC includes an MTS (Message Telephone Service) mirror device MD', a decoder D and an ADSL (Asymmetric Digital Subscriber Line) unit ADSL-U'. In addition, the subscriber interface module S-IC includes first switching means S1', second switching means S2' and an independent link line L'. The MTS (Message Telephone Service) mirror device MD' is provided with a combing unit C and a digital to analog converter DAC, whilst the ADSL (Asymmetric Digital Subscriber Line) unit ADSL-U' is equipped with a demultiplexer DEMUX. The first switching means S1' has a first state input 1" and a second state input 2", and its output is an MTS output of the demultiplexing means in the present interface module

S-IM. Similarly, the second switching means $S2'$ has a first state output $1'''$ and a second state output $2'''$, whilst its input is coupled to the twisted pair transmission line TL.

5 The first state output $2'''$ of second switching means $S2'$ is coupled to an input of the demultiplexer DEMUX which forms part of the ADSL (Asymmetric Digital Subscriber Line) unit ADSL-U'. The digital to analog converter DAC couples a first output DO1 of the demultiplexer DEMUX to a first input CI1 of the combining unit C, and the decoder D couples a second output DO2 of the demultiplexing DEMUX to a
10 second input CI2 of the combining unit C. A third output DO3 of the demultiplexer DEMUX represents an ADSL output of the demultiplexing means. An output of the combining unit C is coupled to the first state input $1''$ of the first switching means $S1'$. The independent link L' is coupled between the second state output $2'''$ of the second switching means $S2'$ and the second state input $2''$ of the first switching means $S1'$, and, on the condition that the first and second switching means, $S1'$ and $S2'$, are brought in their second state, provides a direct connection between the twisted pair transmission line TL and the MTS output.

15
20
25
30
In the normal working mode, the input and first state output $1'''$ of second switching means $S2'$ are connected and the first state input $1''$ and output of first switching means $S1'$ are connected in such a way that the transmit signal S on the twisted pair transmission line TL is applied to the demultiplexer DEMUX. From this transmit signal S, the demultiplexer DEMUX extracts the digital speech DS and telephone service code TSC and applies them to its first and second output, DO1 and DO2, respectively. The remaining ADSL (Asymmetric Digital Subscriber Line) datastream AD is applied to the third output DO3 of the demultiplexer DEMUX. The digital speech DS is converted to analog speech AS by the digital to analog converter DAC, whilst the telephone service code TSC is transformed into telephone service signalling TSS by the decoder D. In the combining unit C, the analog speech AS and telephone service signalling TSS are combined to constitute the analog MTS (Message Telephone Service) signal TS, which is supplied to the MTS output via the first switching means $S1'$.

Corresponding to the above described first and second implementation of the

multiplexer MUX, a first and second implementation of the demultiplexer DEMUX will be described in the next paragraphs.

In the first implementation of the demultiplexer DEMUX represents a DMT (Discrete Multi Tone) demodulator, which forms part of a modulating/demodulating unit or DASP (DMT ADSL Signal Processor) unit, represented in the figure by the ADSL (Asymmetric Digital Subscriber Line) unit ADSL-U'. In this embodiment of the demultiplexer DEMUX, data demodulated from the above mentioned subset of carriers constitute the digital MTS (Message Telephone Service) signal comprising the digital speech DS and the telephone service code TSC, routed to the first and second demultiplexer output, DO1, and DO2 respectively. The data demodulated from other carriers constitute the ADSL (Asymmetric Digital Subscriber Line) datastream AD are applied to the third output DO3 of the demultiplexer DEMUX.

In the second implementation, demultiplexer DEMUX represents the cascade connection of ATM extracting unit, which extracts ATM (Asynchronous Transfer Mode) cells filled with the digital MTS (Message Telephone Service) signal DS, TSS from the transmit signal S, and an ATM converting unit, which converts these ATM (Asynchronous Transfer Mode) cells into the digital speech DS and telephone service code TSC.

To maintain telephone service even if ADSL (Asymmetric Digital Subscriber Line) equipment fails switching means S1' and S2' can be brought in a second state, to enter a failure mode wherein the analog MTS (Message Telephone Service) signal TS is transported in its analog form via independent link L' from the twisted pair transmission line TL to the MTS output. Thereto the input and second state output 2''' of second switching means S2' are connected, and the second state input 2'' and output of first switching means S1 are connected in the failure mode.

Evidently, if the multiplexing means are brought in the failure mode, the demultiplexing means also have to brought in the failure mode, and vice versa. Both transmitter and receiver are thus working either in the normal working mode or in the failure mode. To transit between normal mode and failure mode, a message is sent from central office to subscriber of vice versa every time the ADSL equipment fails.

To enable communication between the central office and subscriber stations in

two directions, the central office and subscriber stations need to include multiplexing means as well as demultiplexing means. The above described multiplexing means and demultiplexing means could be implemented in one single interface module which is used in the central office and subscriber stations. In this interface module, the combining unit C and fractionizing unit F could be integrated in one unit which performs both inverse functions, fractionizing and combining. Similarly, the analog to digital converter ADC and digital to analog converter DAC could be put together to constitute one unit. The ADSL (Asymmetric Digital Subscriber Line) units, ADSL-U and ADSL-U', include a multiplexer MUX as well as a demultiplexer DEMUX, and the encoder E and decoder D could be integrated in one encoding/decoding unit working in two directions.

It is further noted that the multiplexing means and demultiplexing means as described above are transparent from the point of view of the subscriber. Existing subscriber equipment can thus still be used.

Moreover it is noticed that a 40 kHz bandwidth, being the bandwidth of the MTS (Message Telephone Service) band, becomes free when implementing the present invention. This bandwidth is available now for ADSL (Asymmetric Digital Subscriber Line) transmission.

The working of the embodiment of the present telephone network shown in the figure is made only by way of a functional description of the blocks shown therein. Based on the above description, implementation of the functional blocks, F, D, C, E... however is obvious to a person skilled in the art and will therefore not be described in further details.

While the principles of the invention have been described above in connection with specific apparatus, it is to be clearly understood that this description is made only by way of example and not as a limitation on the scope of the invention.


The claims defining the invention are as follows:

1. A method for multiplexing and demultiplexing an analog Message Telephone Service (MTS) signal, comprising analog speech as well as telephone service signalling, and an Asymmetric Digital Subscriber Line (ADSL) datastream for simultaneous transmission thereof over a transmission *line*, characterized in that said multiplexing comprises a first step wherein said analog MTS signal is converted into a digital MTS signal and a second step wherein said digital MTS signal is embedded into dataframes comprised in said ADSL datastream, thereby generating a transmit signal which is applied to said transmission line, and that said demultiplexing comprises a third step wherein said transmit signal is split up into said digital MTS signal and said ADSL datastream, and a fourth step wherein said digital MTS signal is converted into said analog MTS signal.


2. A method as claimed in claim 1, wherein, in the event of a failure occurring in said first step, said second step, said third step or said fourth step, telephone service is maintained by transporting said analog MTS signal in it analog form to and from said transmission line respectively via independent link lines.

3. A method according to claim 1, wherein said multiplexing, said first step comprises a first substep wherein said analog MTS signal is fractionized into said analog speech and said telephone service signalling, a second substep wherein said analog speech is converted into digital speech, and a third substep wherein telephone service signalling is encoded into a telephone service code, said digital speech and said telephone service code both forming part of said digital MTS signal, and furthermore that in said demultiplexing, said fourth step comprises a fourth substep wherein said telephone service code is decoded into said telephone service signalling, a fifth substep wherein said digital speech is converted into said analog speech, and a sixth substep wherein said analog speech and said telephone service signal are combined, thereby obtaining said analog MTS signal.

4. A method as claimed in claim 1, wherein that said multiplexing, said second step is performed by modulating said digital MTS signal on a subset of carriers which form part of a set of carriers whereon said ADSL datastream is modulated to form



5
10
15
20
25
30



said transmit signal, and that in said demultiplexing, said third is performed by demodulation said digital MTS signal from said subset of carriers, whilst said ADSL datastream is demodulated from other carriers comprised in said set of carriers.

5 5. A method according to claim 1, characterized in that in said multiplexing, said second step comprises a substep wherein said digital MTS signal is packed into ATM cells, and an additional substep wherein said ATM cells are embedded in said ADSL datastream thereby generating said transmit signal, and furthermore that in said demultiplexing, said third step comprises an inverse substep wherein said ATM cells are regenerated from said transmit signal, and an additional inverse substep wherein
10 said ATM cells are unpacked into said digital MTS signal.

15 6. An interface module adapted to multiplex an analog MTS signal, comprising analog speech as well as telephone service signalling, and an ADSL datastream to be simultaneously applied to a two-wire transmission line coupled to said interface module, characterized in that said interface module includes a fractionizing unit, to an input of which said analog MTS signal is applied and which is adapted to fractionize said analog MTS signal to thereby generate said analog speech applied to a first output thereof and said telephone service signalling applied to a second output thereof, an analog to digital converter, whose input is coupled to said first output of said fractionizing unit and which is provided to convert said analog speech into digital
20 speech, an encoder coupled at its input to said second output of said fractionizing unit and provided to encode said telephone service signalling into a telephone service code, and a multiplexer to first, second and third inputs of which said digital speech, said telephone service **code** and said ADSL datastream are supplied respectively and which is provided to embed said digital speech and said telephone service code, which both form part of a digital MTS signal, in frames comprised in said ADSL.
25

7. An interface module as claimed in claim 6, wherein said interface module further includes first switching means with at least a first state output connected to said input of said fractionizing unit and a second state output connected to a first end of an independent link line, and to an input of which said analog MTS signal is applied, and second switching means with at least a first state input connected to an output of said multiplexer and a second state input connected to a second end of said
30



independent link line and an output of which is coupled to said two-wire transmission line, in such a way that when said first and second switching means are brought in their second state, said analog MTS signal is applied in its analog form to said two-wire transmission via the cascade connection of said first switching means, said link line, and said second switching means.

8. An interface module adapted to demultiplex an analog MTS signal, comprising analog speech as well as telephone service signalling, and an ADSL data stream from a transmit signal applied to said interface module via a transmission line coupled to said interface module, wherein said interface module includes a demultiplexer whose input is coupled to said transmission line and which is adapted to demultiplex said transmit signal and to thereby generate digital speech, a telephone service code and said ADSL datastream for application to a first, a second and a third output of said demultiplexer respectively, a digital to analog converter coupled at its input to said first output of said demultiplexer and provided to convert said digital speech into said analog speech, a decoder coupled at its input to said second output of said demultiplexer and provided to decode said telephone service code and to thereby generate said telephone service signalling, and a combining unit, a first input of which is coupled to an output of said digital to analog converter and a second input of which is coupled to an output of said decoder and which is provided to combine said analog speech and said telephone service signalling into said analog Mts signal and to apply said analog MTS to an MTS output of said interface module.

9. An interface module as claimed in claim 8, wherein that said interface module further includes first switching means with at least a first state input connected to said output of said combining unit and a second state input connected to a first end of an independent link line, and whose output is connected to said MTS output, and second switching means with at least a first state output connected to an input of said demultiplexer and a second state output connected to a second end of said independent link line and to an input of which said transmit signal is applied by said two-wire transmission line, in such a way that when said first and second switching means are brought in their second state, said transmit signal is transported to said MTS output via the cascade connection of said second switching means said link line

and said first switching means.

10. Telephone network including a central office station and a plurality of subscriber stations coupled to said central office station via transmission lines, said central office station and said subscriber stations including interface modules provided to multiplex and demultiplex an analog MTS signal, comprising analog speech as well as telephone service signalling, and an ADSL datastream for simultaneous transmission thereof over a said two-wire transmission line, characterized in that to perform said multiplexing, a said interface module in said central office station and in each said subscriber station includes a fractionizing unit, to an input of which said analog signal is applied and which is provided to fractionize said analog signal to thereby generate said analog speech applied to a first output thereof and said telephone service signalling applied to a second output thereof, an analog digital converter, whose input is coupled to said first output of said fractionizing unit and which is provided to convert said analog speech into digital speech, an encoder coupled at its input to said second output of fractionizing unit and provided to encode said telephone service signalling into a telephone service code, and a multiplexer to first, second and third inputs of which said digital speech, said telephone service code and said ADSL datastream are supplied respectively and which is provided to embed said digital speech and said telephone service code, which both form part of a digital MTS signal, in frames out of said ADSL datastream to thereby constitute a transmit signal, and that to perform said demultiplexing, a said interface module in said central office station and in each said subscriber station includes a demultiplexer whose input is coupled to said two-wire transmission line and which is provided to demultiplex said transmit signal and to thereby regenerate said digital speech, said telephone service code and said ADSL datastream applied to first, a second and a third output of said demultiplexer respectively, a digital to analog converter coupled at its input to said first output of said demultiplexer and provided to convert said digital speech into analog speech, a decoder coupled at its input to said second output of said demultiplexer and provided to decode said telephone service code and to thereby regenerate said telephone service signalling, and a combining unit, a first input of which is coupled to an output of said digital to analog converter and a

second input of which is coupled to an output of said decoder and which is provided to combine said analog speech and said telephone service signalling into said analog MTS and to apply said analog MTS signal to an MTS output of said interface module.

5 11. A method substantially as herein described with reference to the figure of the drawing.

12. An interface module substantially as herein described with reference to the figure of the drawing.

10 13. A telephone network substantially as herein described with reference to the figure of the drawing.

DATED THIS FIRST DAY OF FEBRUARY 1996

ALCATEL N.V


15

ABSTRACT

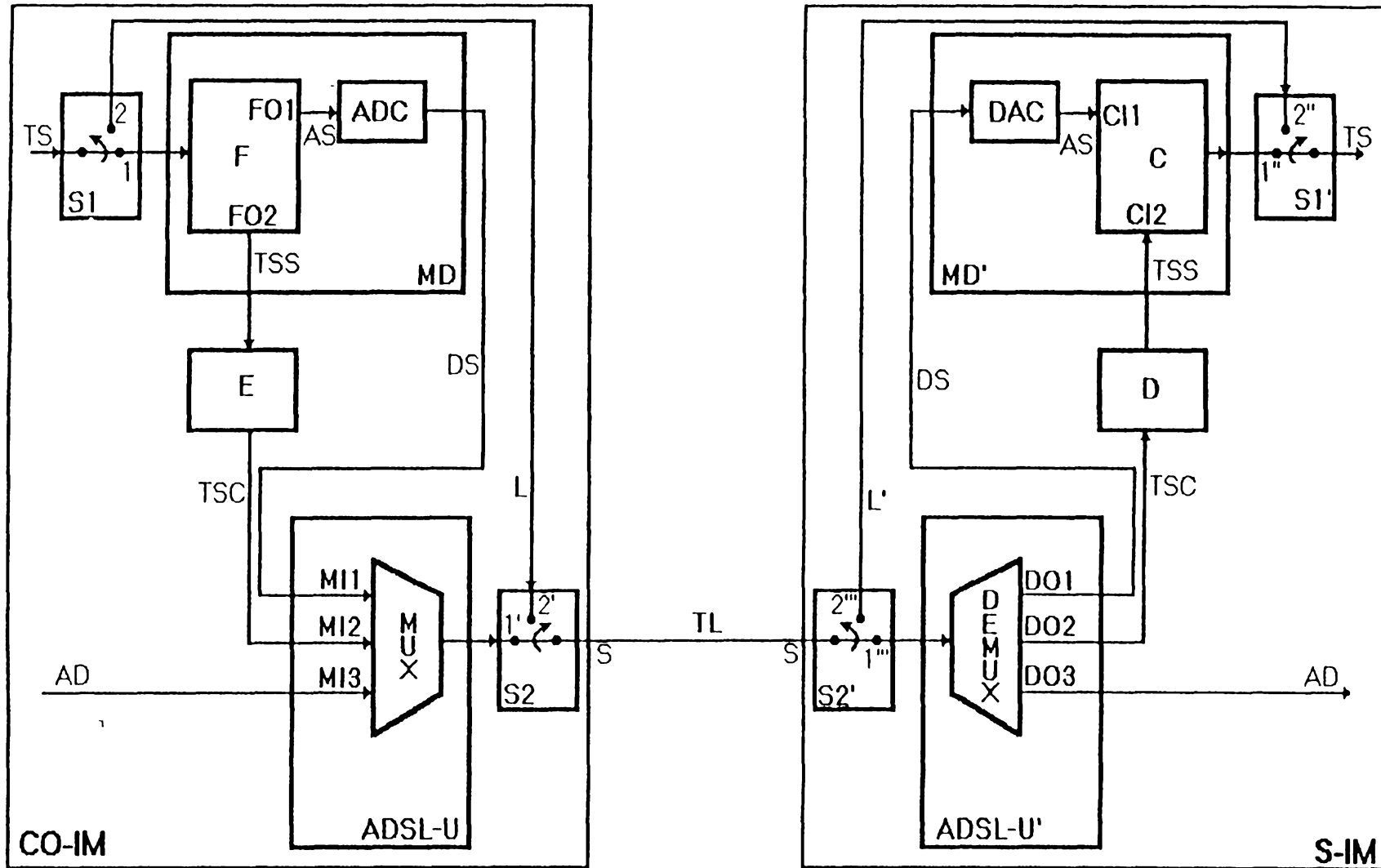
An analog Message Telephone Service (MTS) signal and an Asymmetric Digital Subscriber Line (ADSL) datastream are multiplexed to be transmitted simultaneously on a twisted pair transmission line. In a first step, the analog MTS signal is transformed into a digital form. The digital MTS signal in a second step is embedded in the ADSL datastream.

At the receiver side, the digital MTS signal and ADSL datastream are split up again, and the digital MTS signal is retransformed into the analog MTS signal.

To maintain telephone service even when the ADSL equipment fails, an alternative path enables transmission of the MTS signal in its analog form independently from the ADSL equipment.



15 04 95 50657



50657/96