

(No Model.)

2 Sheets—Sheet 1.

F. C. MILLER.
CIGAR MOLD.

No. 522,912.

Patented July 10, 1894.

Fig. 1.

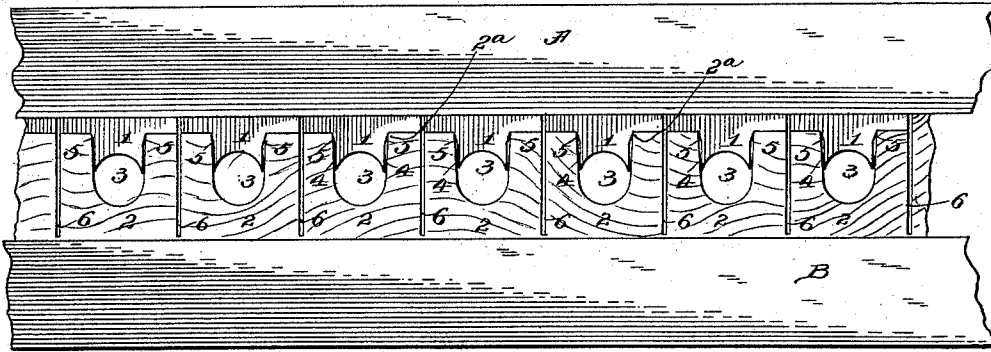


Fig. 2.

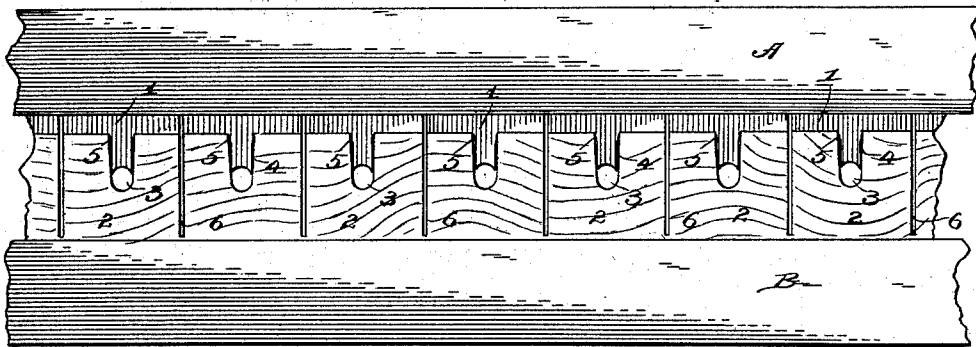


Fig. 3.

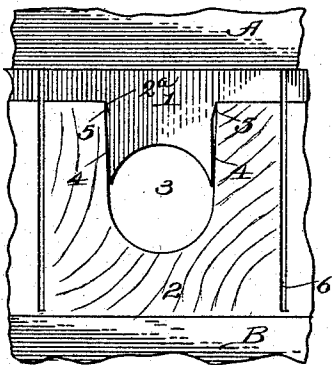
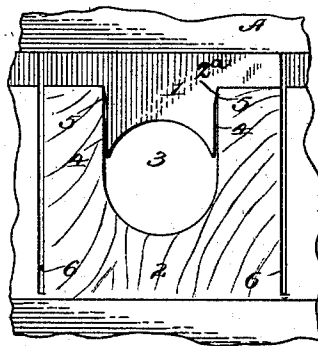


Fig. 4.



Witnesses:

Harry S. Cohen.
S. Allen.

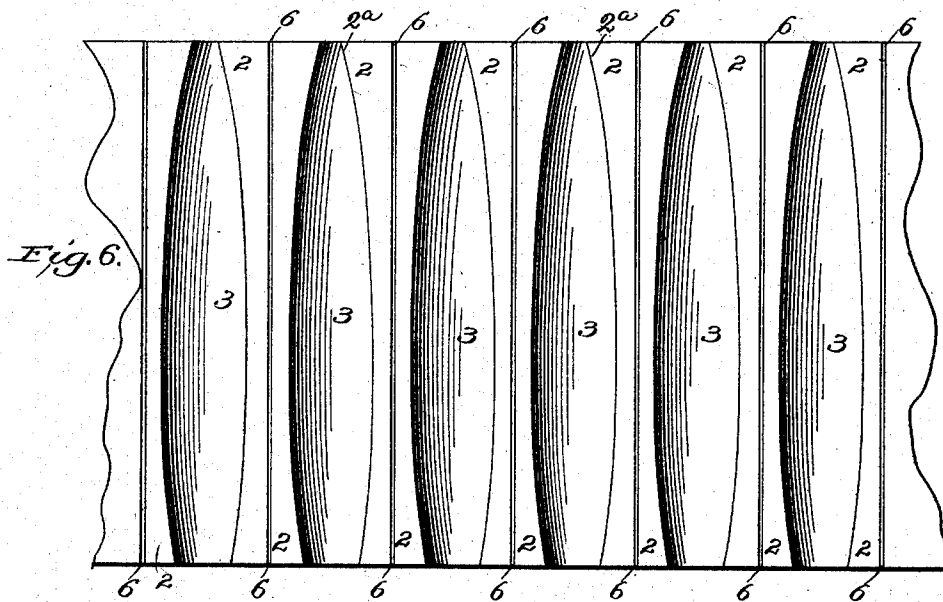
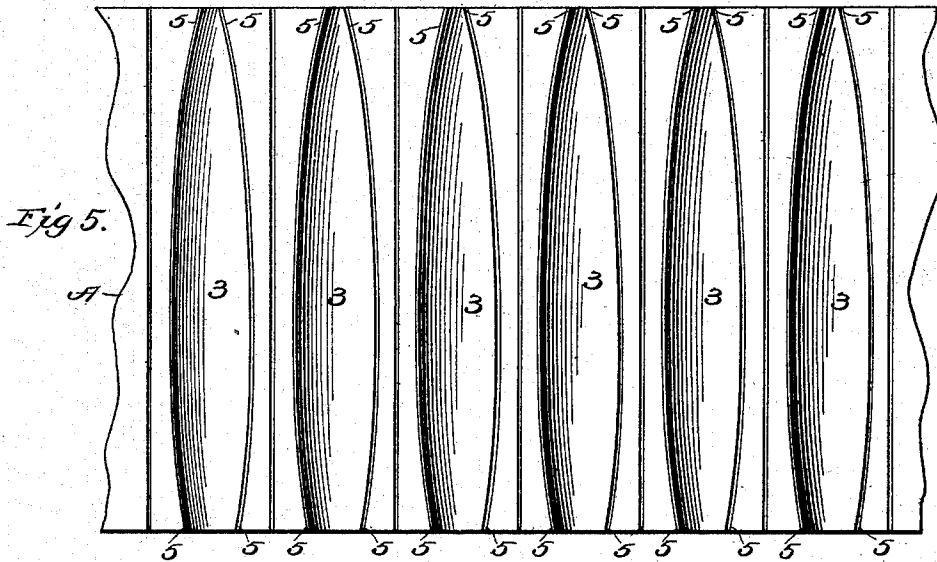
Inventor

Fredrick C. Miller
By Knight Bros.
Atty.

F. C. MILLER.
CIGAR MOLD.

No. 522,912.

Patented July 10, 1894.



witnesses:
Harry D. Rohrer.
Walter & Allen.

Inventor:
Fredrick C. Miller.
 By *Knight Bros*
 Attys.

UNITED STATES PATENT OFFICE.

FREDRICK C. MILLER, OF NEWPORT, KENTUCKY, ASSIGNOR TO THE MILLER, DU BRUL & PETERS MANUFACTURING COMPANY, OF CINCINNATI, OHIO, AND NEW YORK, N. Y.

CIGAR-MOLD.

SPECIFICATION forming part of Letters Patent No. 522,912, dated July 10, 1894.

Application filed December 8, 1893. Serial No. 493,113. (No model.)

To all whom it may concern:

Be it known that I, FREDRICK C. MILLER, a citizen of the United States, residing at Newport, in the county of Campbell and State of Kentucky, have invented a new and useful Improvement in Cigar-Molds, of which the following is a specification.

My invention relates to improvements in cigar molds formed in groups or blocks. I have found in practice, that when working with damp tobacco, the upper cups frequently absorb sufficient moisture to cause them to swell in the lower matrices and bind therein so tightly, as to cause serious inconvenience and even result at times, in the individual cups being torn from their backing, or in splitting the divisions of the lower matrices. Or if the mold is opened, it is very difficult to close it again. When the cups are formed with the grain of the wood running vertically, as is preferable in order to secure a sharper and more durable edge to the cup, this inconvenient swelling is especially liable to occur, because the end of the grain is presented directly against the damp tobacco and the moisture enters with more freedom and also because the direction of swelling (transverse to the grain) is then lateral to the cup. It has been proposed to avoid this trouble by making the cups of such size that they would freely enter and be withdrawn from the matrices, but this expedient is open to the objection that a cup may fit closely to either side of the matrix and leave, on the other side, a space which forms a crease in the cigar bunch.

My invention fully overcomes the liability of sticking or binding and at the same time does not impair in any way the good work of the mold.

I accomplish the object of my invention by making each upper cup fit loosely into the lower matrix for the greater part of its depth and at the same time providing the upper cup around its base, with a slight bevel which will engage the upper edge of the lower matrix and cause each upper cup to be accurately centered in its lower matrix.

My invention will be fully understood upon reference to the accompanying drawings, in which—

Figure 1 is a side elevation of a portion of a cigar mold, cups and matrices of which fit loosely throughout the greater part of their overlapped portions, while the former are accurately centered in the latter, upon being brought together by the edges of each lower member encountering the bevel of an upper member. Fig. 2 is a similar view of the opposite side of the mold. Fig. 3 shows the relation of the cup and matrix on an enlarged scale, the sides of the lower matrix being slightly inclined. Fig. 4 is a similar view, the sides of the lower matrix being perpendicular. Figs. 5 and 6 are plans of the respective members of the mold.

A and B represent the upper and lower members of the mold formed respectively with the cups 1 and matrices 2 which engage to form the pockets 3. The parts 1 and 2 are of such relative sizes that the upper ones enter the lower freely by reason of spaces 4 (shown exaggerated) being left between them. At the bases of the upper cups 1, are formed bevels 5 which receive the upper edges 2^a of the lower matrices, and by engagement therewith, center the cups 1 in the matrices 2 when the members of the mold are forced together. The parts being thus centered, it will not be possible to crease the bunch by forcing them together. As will be seen upon reference to Fig. 5 the bevels 5 extend completely along both sides of the upper cups 1, and serve the important purpose of centering each upper cup in its corresponding lower matrix throughout the length of both.

In illustrating my invention, I have slightly exaggerated the bevels 5, and also the spaces between the parts 1 and 2, but it will be readily understood that I make the parts 1 and 2 of each mold fit just loosely enough throughout the greater part of their overlapped faces so that they will not bind when the cups swell and to provide a bevel at a point on one of said parts which will serve to center the parts as they come together, but will leave the parts free upon the slightest separation and render easy the opening of the mold even though the parts become damp and swollen. The bevel may be said to form a guide which centers the cups within the matrices, and I desire it un-

derstood that while the location shown on the upper cup is the preferred one for such guide yet the use of such a guide at any point on said part, which will insure its centering effect on the other as the two parts are brought together, will be within the spirit of my invention.

Having thus described my invention, the following is what I claim as new therein and desire to secure by Letters Patent:

1. A cigar-mold comprising an upper part having cups formed with centering guides or bevels providing shoulders on the sides of the cups, and a lower part having matrices in which the cups are inserted, the guides or bevels seating on the upper edges of the sides

of the matrices when in final molding position; substantially as described.

2. A cigar-mold comprising an upper part having cups formed with centering guides or bevels providing shoulders on the sides of the cups at the base thereof, and a lower part having matrices formed with slightly flaring sides, between which the cups are inserted, the guides or bevels seating on the upper edges of the sides of the matrices; substantially as described.

FREDRICK C. MILLER.

Witnesses:

H. C. PETERS,
 NAPOLEON DU BRUL.