United States Patent [19]

Aschauer et al.

[11] **Patent Number: Des. 296,438**

[45] **Date of Patent: ** Jun. 28, 1988**

[54] **TELEPHONE SET**

[75] Inventors: **Joseph G. Aschauer**, Newtown; **John Cuccio**, Westport, both of Conn.

[73] Assignee: **TIE/communications, Inc.**, Shelton, Conn.

[**] Term: **14 Years**

[21] Appl. No.: **701,783**

[22] Filed: **Feb. 14, 1985**

[52] **U.S. Cl.** **D14/58**; D14/53; D14/57

[58] **Field of Search** ..... D14/52, 53, 58, 57, D14/62, 60, 63; 179/100 R, 100 D, 100 C, 100 L, 101, 102

[56] **References Cited**

U.S. PATENT DOCUMENTS

D. 267,091	11/1982	Ohno	D14/58
D. 275,008	8/1984	Martin	D14/53
D. 280,324	8/1985	Endt	D14/53
D. 283,508	4/1986	Miyake	D14/58 X
D. 284,573	7/1986	Ando	D14/58
D. 284,855	7/1986	Graf	D14/53
D. 287,585	1/1987	Brown et al.	D14/62
4,515,998	5/1985	Pinede et al.	179/146 R

Primary Examiner—Wallace R. Burke
Assistant Examiner—Horace B. Fay
Attorney, Agent, or Firm—Francis N. Carten

[57] **CLAIM**

The ornamental design for a telephone set, substantially as shown and described.

DESCRIPTION

FIG. **1** is a top and right side isometric view of a telephone set showing our new design;
FIG. **2** is a top plan view thereof;
FIG. **3** is a front elevational view thereof;
FIG. **4** is a bottom plan view thereof;
FIG. **5** is a rear elevational view thereof; and,
FIGS. **6** and **7** are respectively right and left side elevational views thereof.



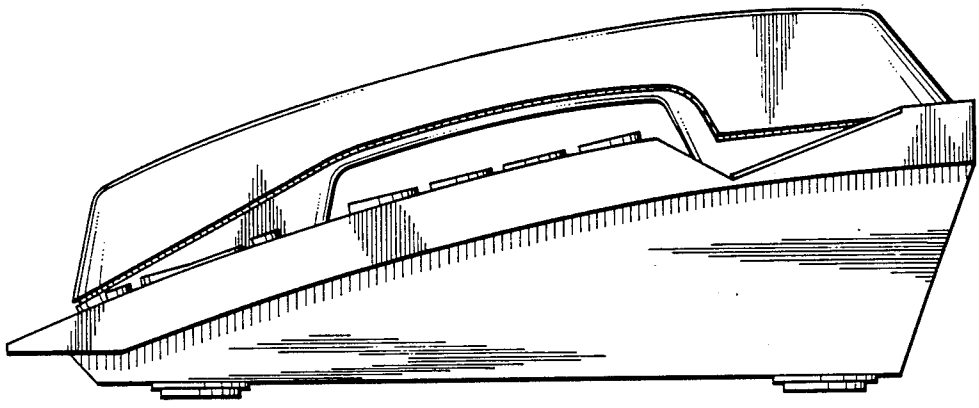

FIG. 1.

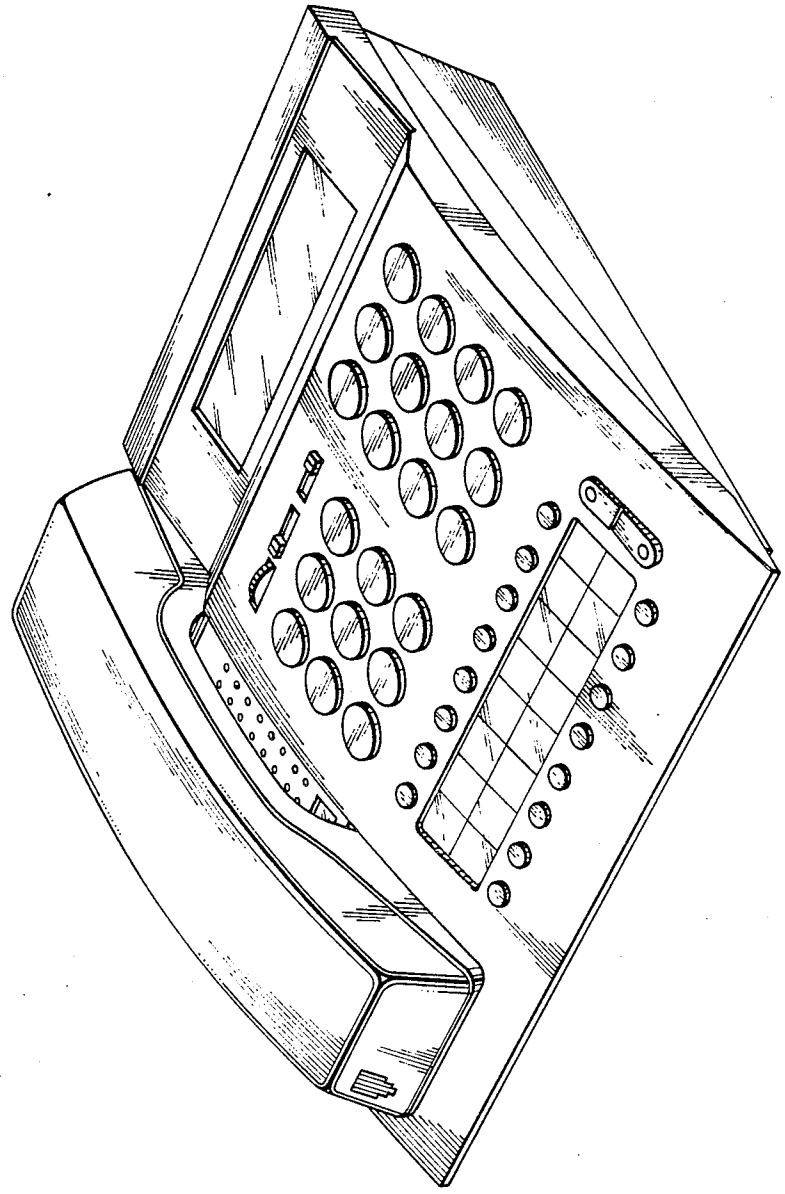

FIG. 2.

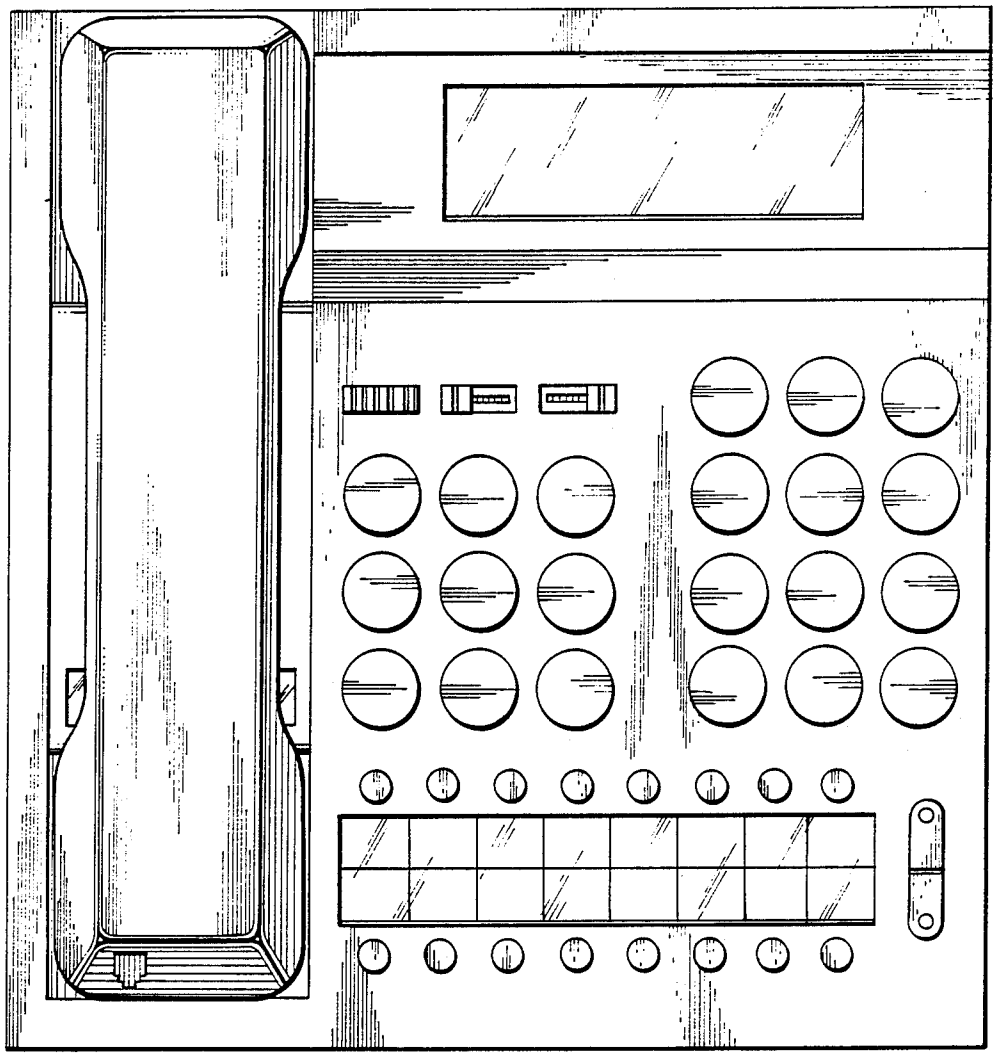

FIG. 3.

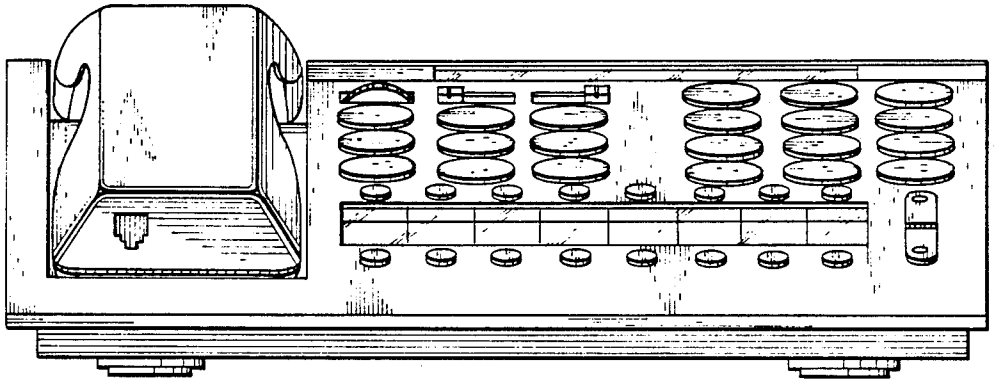

FIG. 4.

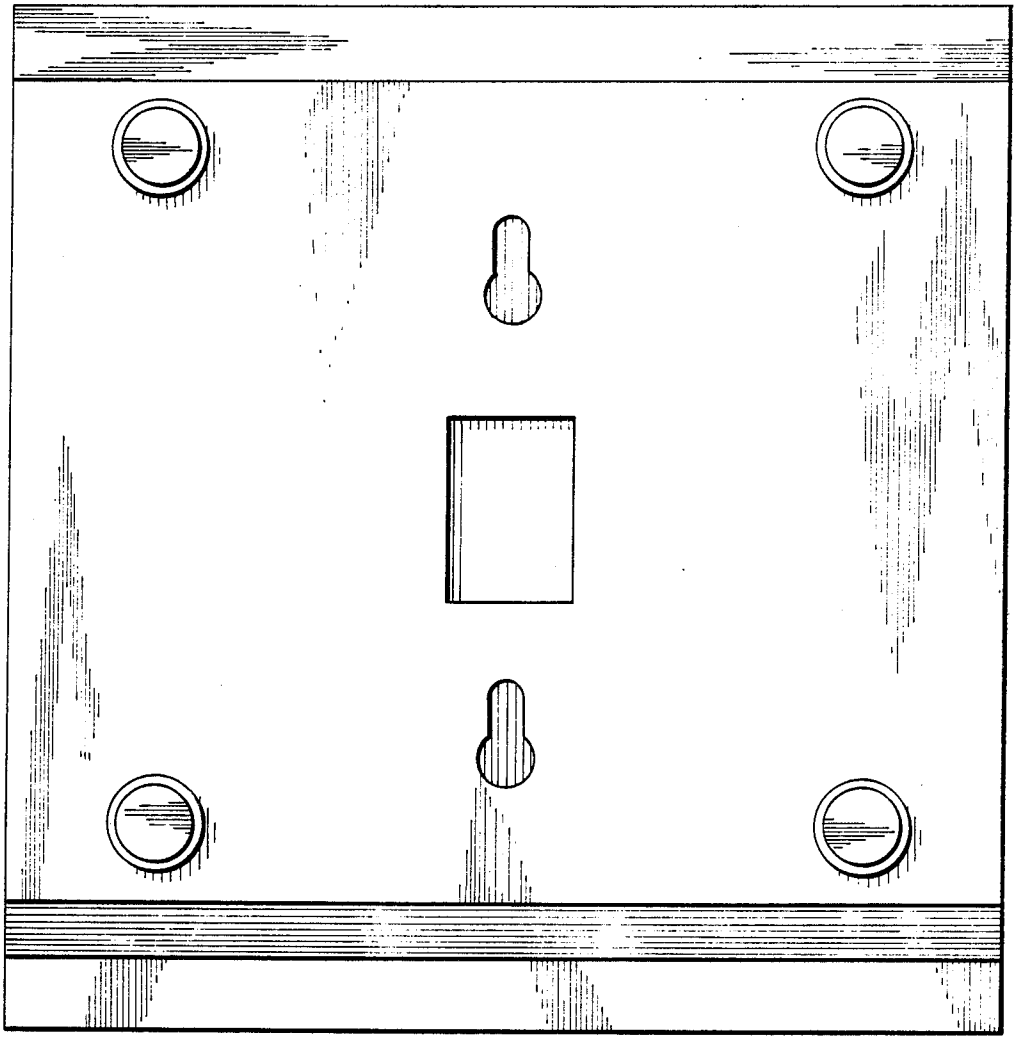

FIG. 5.

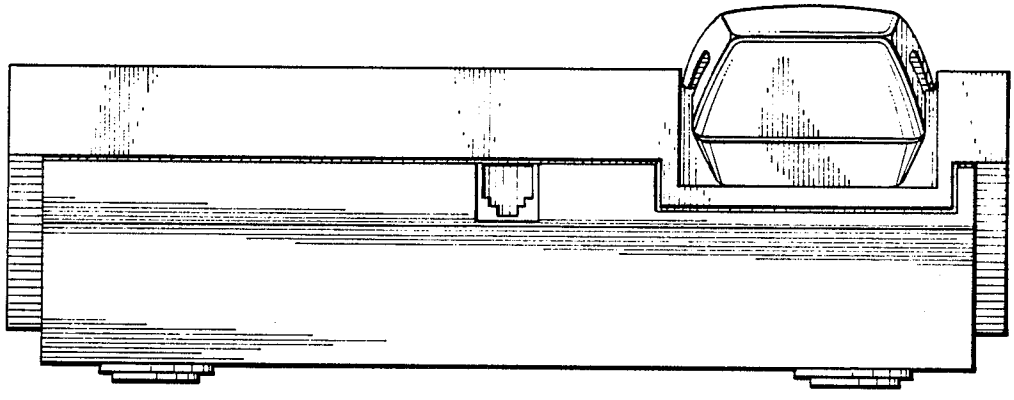

FIG. 6.

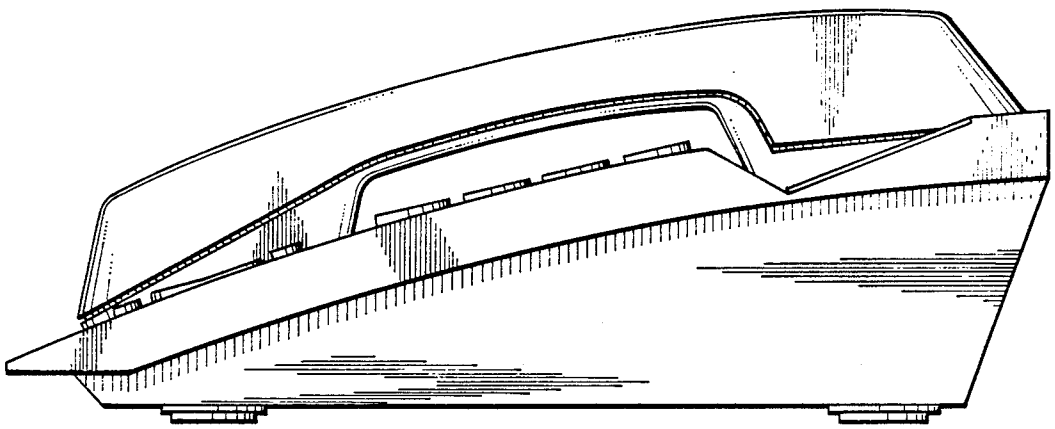

FIG. 7.

