



(12) **United States Design Patent**  
**Cai**

(10) **Patent No.:** **US D999,929 S**  
(45) **Date of Patent:** **\*\* Sep. 26, 2023**

- (54) **VIBRATION MASSAGER**
- (71) Applicant: **Dongguan Jindouyun Silicone Electronics Co., Ltd., Dongguan (CN)**
- (72) Inventor: **XueFei Cai, Dongguan (CN)**
- (\*\*) Term: **15 Years**
- (21) Appl. No.: **29/892,046**
- (22) Filed: **May 12, 2023**
- (51) **LOC (14) Cl.** ..... **24-01**
- (52) **U.S. Cl.**  
USPC ..... **D24/215**
- (58) **Field of Classification Search**  
USPC ..... D24/141, 200, 211, 212, 213, 214, 215  
CPC ..... A61H 19/34; A61H 19/32; A61H 19/00;  
A61H 19/44; A61H 19/40; A61H 21/00  
See application file for complete search history.

D965,810 S \* 10/2022 Cai ..... D24/215  
 D975,872 S 1/2023 Cai .....  
 D982,169 S \* 3/2023 Quan ..... D24/215  
 D983,989 S \* 4/2023 Guo ..... D24/215

**OTHER PUBLICATIONS**

Amazon, "Rabbit Vibrator", Date First Available: Nov. 28, 2022.  
[https://www.amazon.com/Rabbit-Vibrator-Thrusting-Dildo-Women/dp/B0BNHVM4C8/ref=cm\\_cr\\_ar\\_p\\_d\\_product\\_top?ie=UTF8](https://www.amazon.com/Rabbit-Vibrator-Thrusting-Dildo-Women/dp/B0BNHVM4C8/ref=cm_cr_ar_p_d_product_top?ie=UTF8) (Year: 2022).\*

\* cited by examiner

*Primary Examiner* — Michael A Maharajh  
(74) *Attorney, Agent, or Firm* — Daniel M. Cohn;  
Howard M. Cohn

(57) **CLAIM**

The ornamental design for a vibration massager, as shown and described.

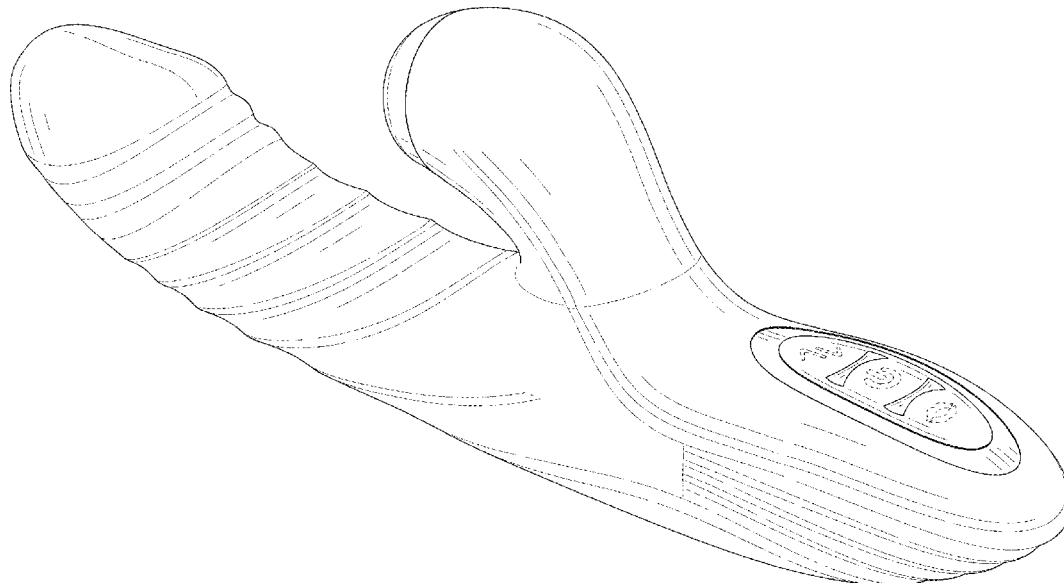
**DESCRIPTION**

FIG. 1 is a perspective view of a vibration massager showing my new design;  
 FIG. 2 is another perspective view thereof;  
 FIG. 3 is a front elevational view thereof;  
 FIG. 4 is a rear elevational view thereof;  
 FIG. 5 is a left side elevational view thereof;  
 FIG. 6 is a right side elevational view thereof;  
 FIG. 7 is a top plan view thereof;  
 FIG. 8 is a bottom plan view thereof;  
 FIG. 9 is a perspective view of the vibration massager with different head; and,  
 FIG. 10 is an enlarged view of portion 10 shown in FIG. 9.  
 The dash-dash broken lines in the drawings depict portions of the vibration massager that form no part of the claimed design.  
 The dot-dash broken lines represent boundaries of the enlarged portions and form no part of the claimed design.

**1 Claim, 10 Drawing Sheets**

(56) **References Cited**  
**U.S. PATENT DOCUMENTS**

D653,350	S	*	1/2012	Chen	.....	D24/215
D681,219	S	*	4/2013	Chen	.....	D24/215
D681,223	S	*	4/2013	Chen	.....	D24/215
D685,917	S	*	7/2013	Chen	.....	D24/215
D685,918	S	*	7/2013	Chen	.....	D24/215
D712,054	S	*	8/2014	Tai	.....	A61H 19/40 D24/215
D743,570	S	*	11/2015	Cheung	.....	D24/215
D758,604	S	*	6/2016	Brinberg	.....	D24/215
D796,054	S	*	8/2017	Chen	.....	D24/215
D882,109	S	*	4/2020	Qiu	.....	D24/215
D884,914	S	*	5/2020	Gao	.....	D24/215
D885,600	S	*	5/2020	Lee	.....	D24/215
D949,428	S	*	4/2022	Sedic	.....	D24/215
D952,177	S		5/2022	Jiang	.....	
D952,887	S	*	5/2022	Cai	.....	D24/215
D952,890	S	*	5/2022	Cai	.....	D24/215
D952,891	S	*	5/2022	Cai	.....	D24/215



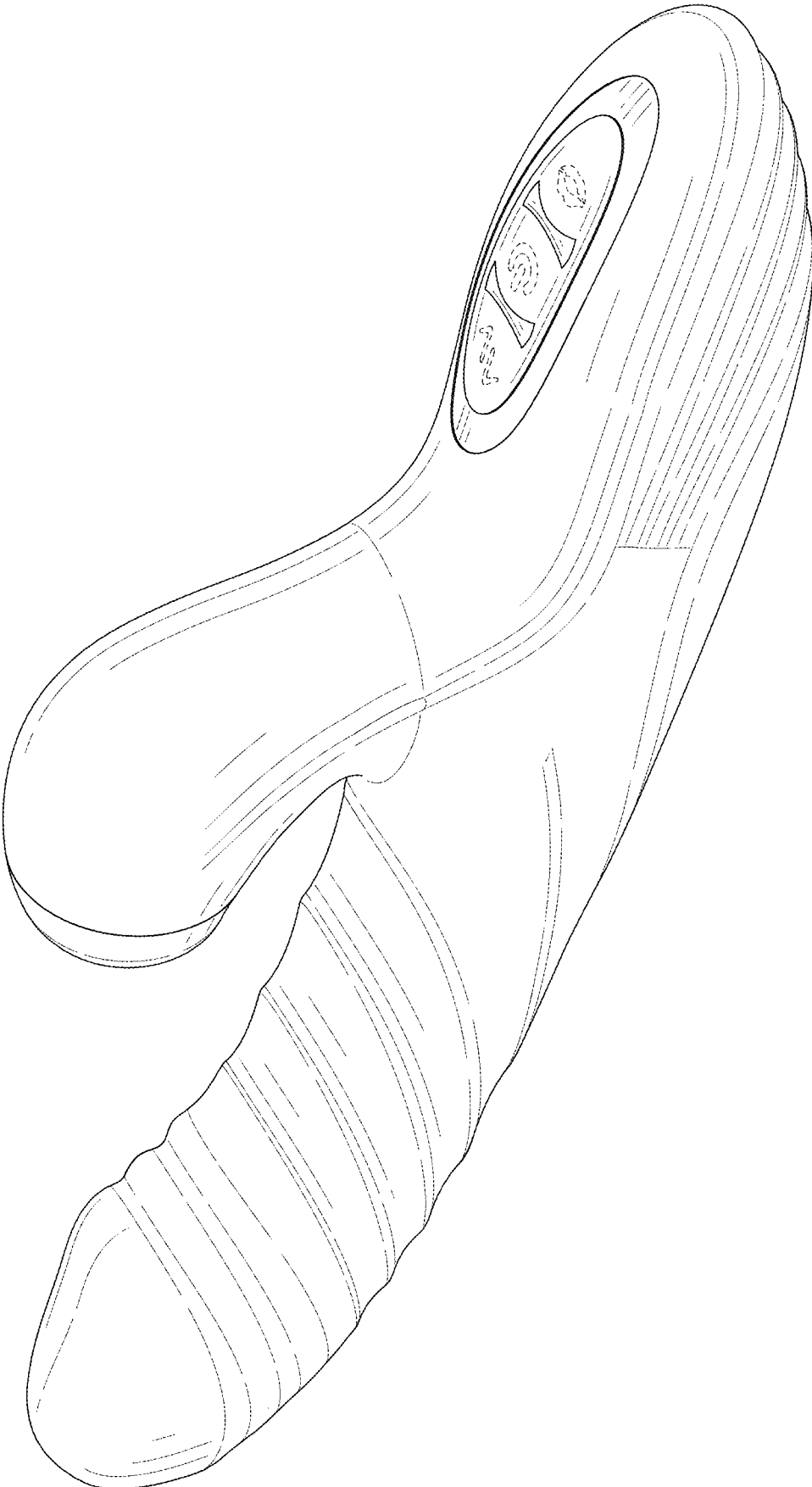


FIG. 1

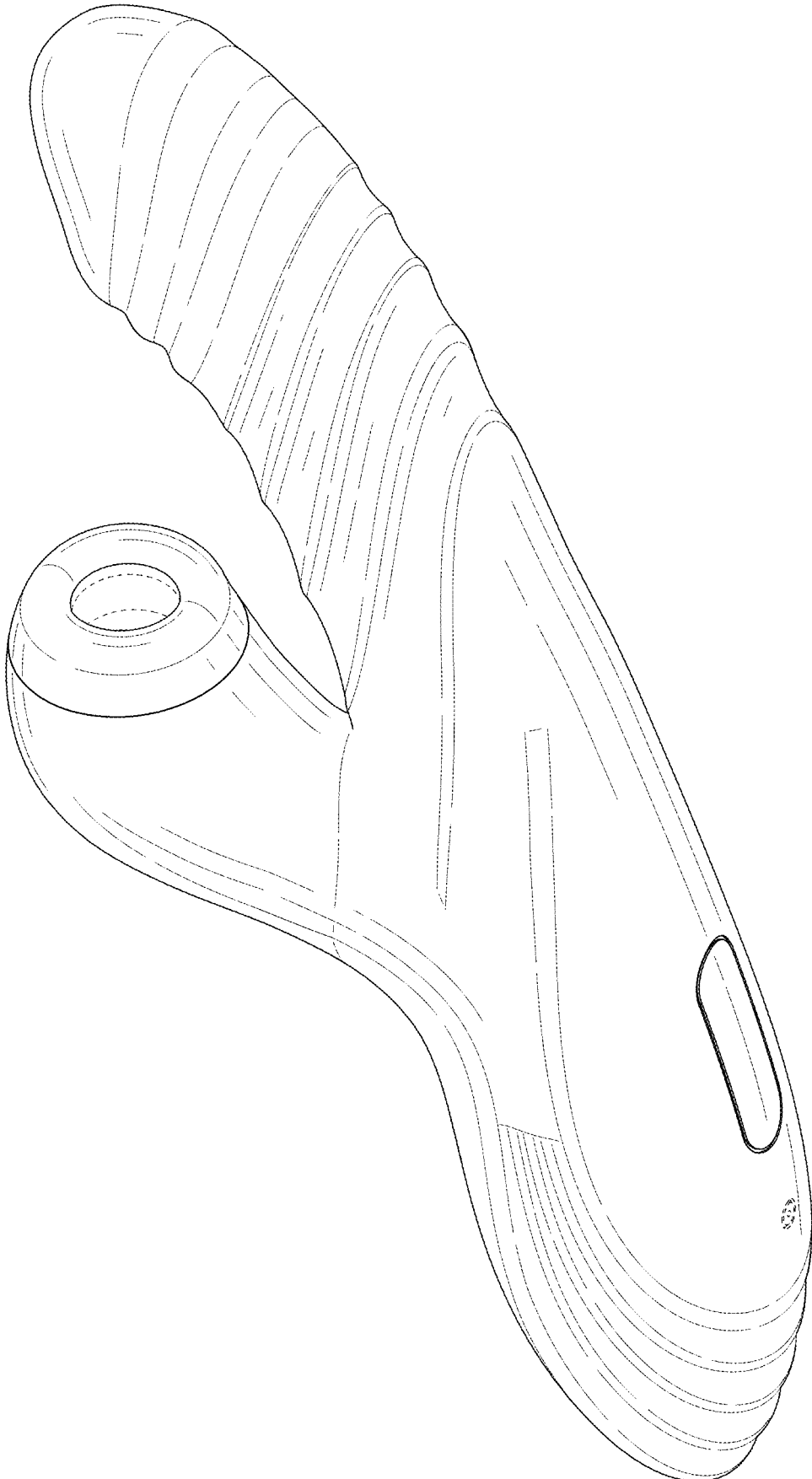


FIG. 2

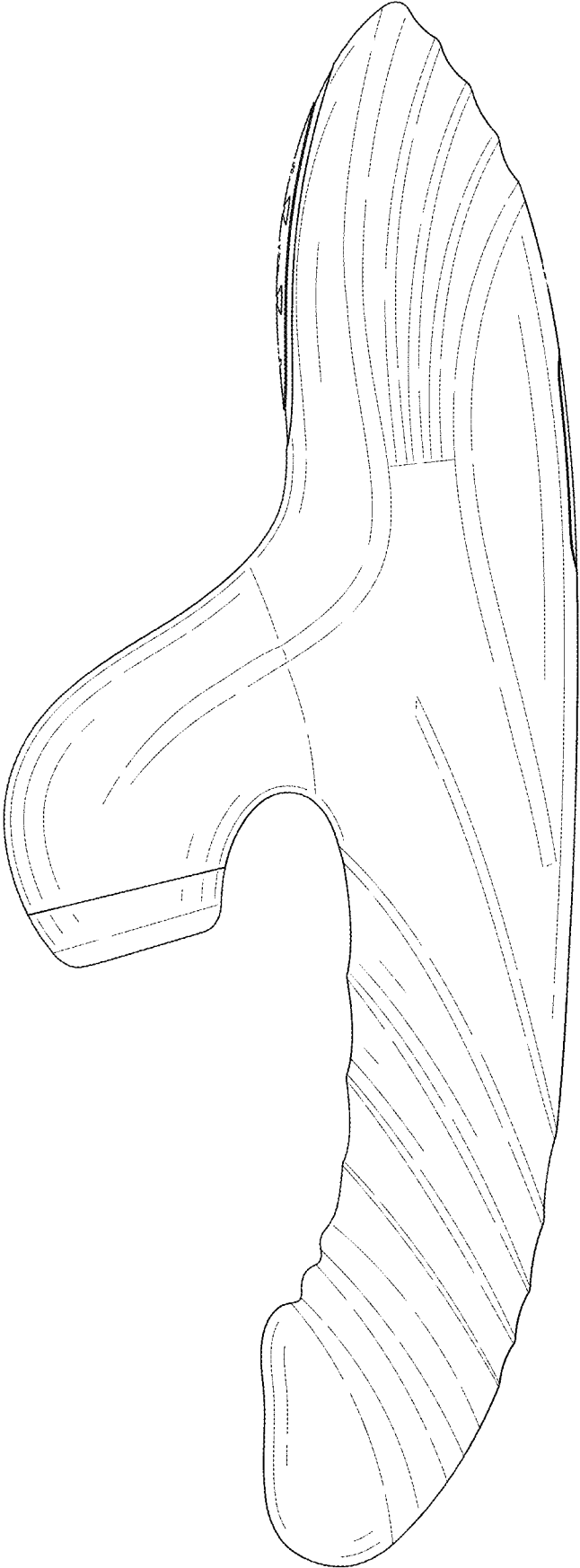


FIG. 3

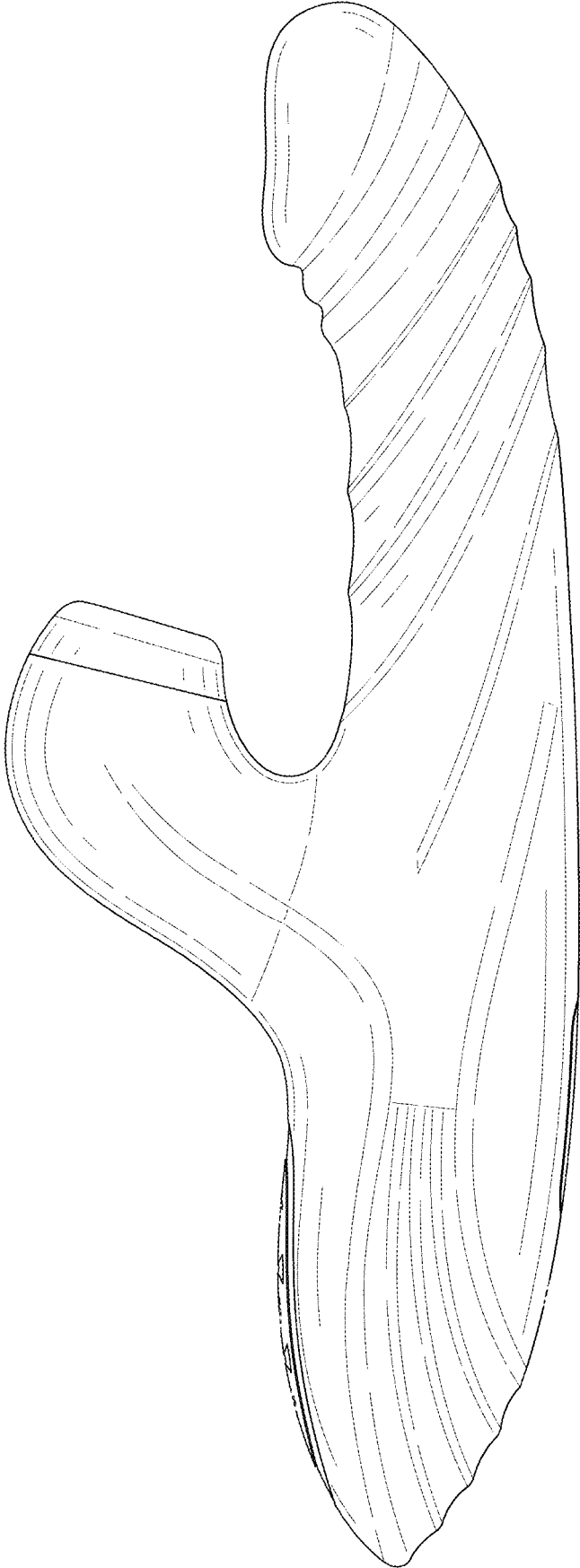


FIG. 4

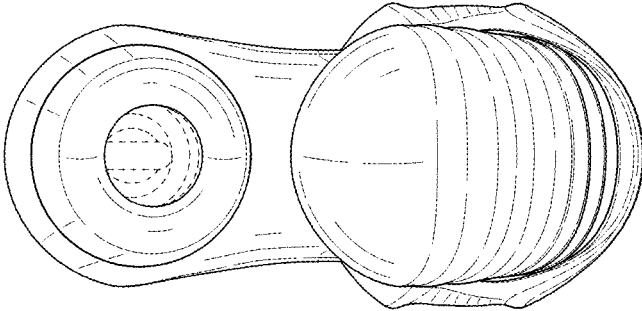


FIG. 5

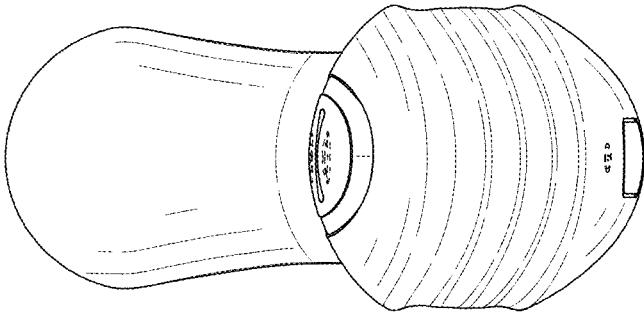


FIG. 6

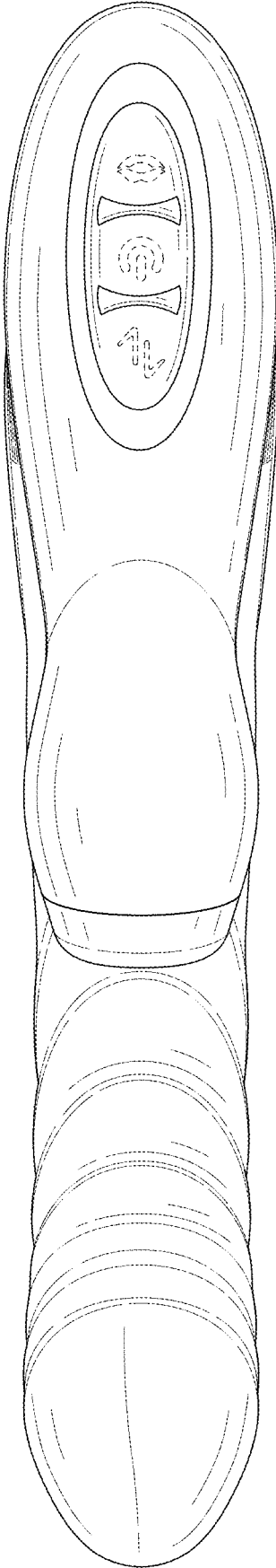


FIG. 7

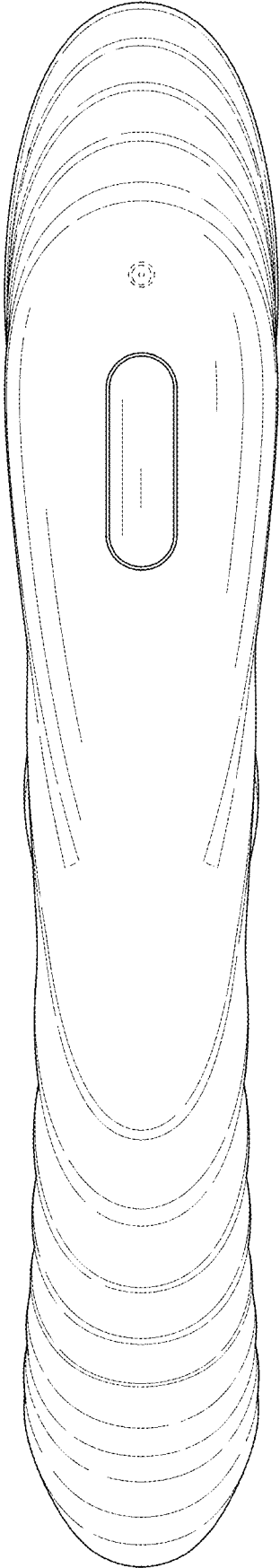


FIG. 8

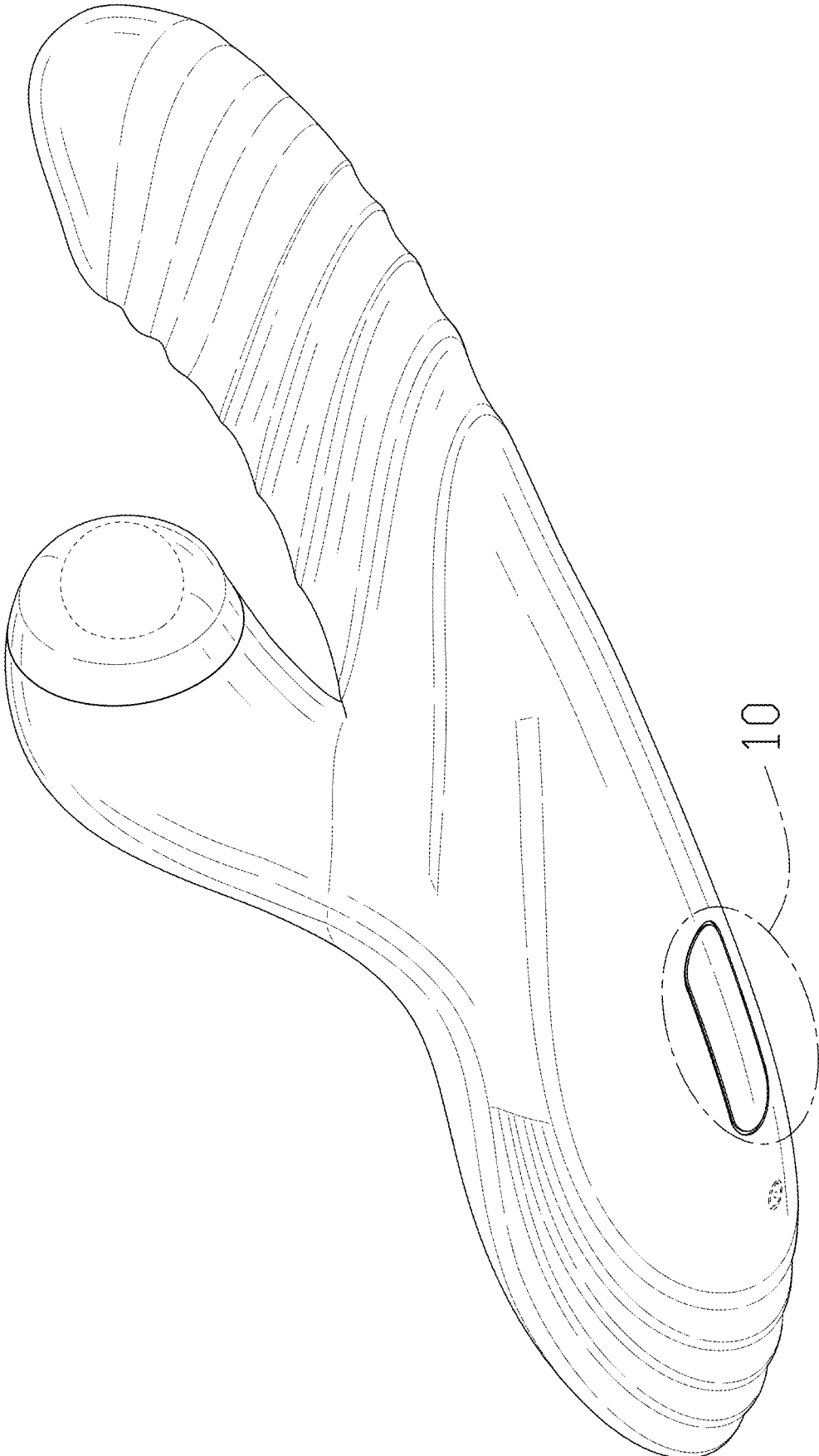


FIG. 9

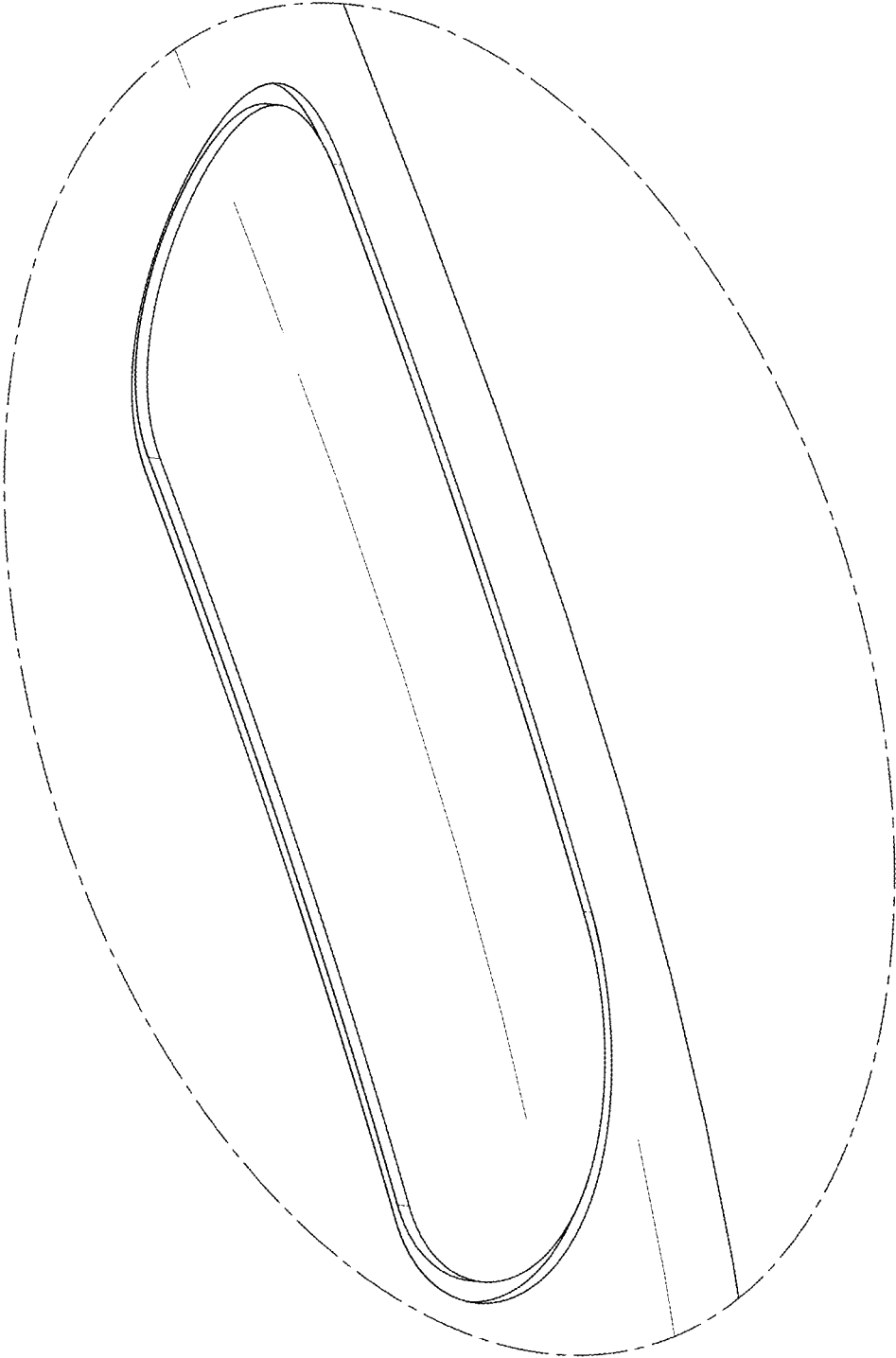


FIG. 10