

(19) AUSTRALIAN PATENT OFFICE

(54) Title
The use of quaternary pyridinium salts as vasoprotective agents

(51)⁶ International Patent Classification(s)
A61K 31/4425 20060101AFI2005100
(2006.01) 8BMEP
A61K 31/4425 PCT/EP2005/050057

(21) Application No: 2005205066 (22) Application Date: 2005 .01 .07

(87) WIPO No: W005/067927

(30) Priority Data

(31) Number	(32) Date	(33) Country
P-364348	2004 .01 .12	PL

(43) Publication Date : 2005 .07 .28

(71) Applicant(s)
Pharmena SA

(72) Inventor(s)
Chlopicki, Stefan, Gebicki, Jerzy

(74) Agent/Attorney
Davies Collison Cave, 255 Elizabeth Street, Sydney, NSW, 2000

(56) Related Art
DE 840 698 (Cilag AG) 8 July 1952

(12) INTERNATIONAL APPLICATION PUBLISHED UNDER THE PATENT COOPERATION TREATY (PCT)

(19) World Intellectual Property
Organization
International Bureau



(43) International Publication Date
28 July 2005 (28.07.2005)

PCT

(10) International Publication Number
WO 2005/067927 A3

(51) International Patent Classification⁷: A61K 31/4425,
A61P 1/04, 1/16, 3/04, 3/10, 9/00, 9/10, 9/12, 11/00,
15/10, 25/16, 25/28, 29/00, 31/00, 41/00

(21) International Application Number:
PCT/EP2005/050057

(22) International Filing Date: 7 January 2005 (07.01.2005)

(25) Filing Language: English

(26) Publication Language: English

(30) Priority Data:
P-364348 12 January 2004 (12.01.2004) PL

(71) Applicant (for all designated States except US): PHAR-
MENA Sp z o.o. [PL/PL]; ul. Dostawcza 12, PL-93-231
Lodz (PL).

(72) Inventors; and

(75) Inventors/Applicants (for US only): GEBICKI, Jerzy
[PL/PL]; ul. Michalowicza 17 m. 2, PL-94-217 Lodz (PL).
CHLOPICKI, Stefan [PL/PL]; ul. Karlowicza 5 m. 1-2,
PL-30-047 Krakow (PL).

(74) Agent: SITKOWSKA, Jadwiga; Patpol, Nowoursyn-
owska 162J, PL-02-776 Warsaw (PL).

(81) Designated States (unless otherwise indicated, for every
kind of national protection available): AE, AG, AL, AM,

AT, AU, AZ, BA, BB, BG, BR, BW, BY, BZ, CA, CH, CN,
CO, CR, CU, CZ, DE, DK, DM, DZ, EC, EE, EG, ES, FI,
GB, GD, GE, GH, GM, GN, GU, HT, IL, IN, IS, JP, KE,
KG, KP, KR, KZ, LC, LK, LR, LS, LT, LU, LV, MA, MD,
MG, MK, MN, MW, MX, MY, NA, NI, NO, NZ, OM, PG,
PH, PL, PT, RO, RU, SC, SD, SE, SG, SK, SL, SM, SY, TJ,
TM, TN, TR, TT, TZ, UA, UG, US, UZ, VC, VN, YU, ZA,
ZM, ZW.

(84) Designated States (unless otherwise indicated, for every
kind of regional protection available): ARIPO (BW, GH,
GM, KE, LS, MW, MZ, NA, SD, SL, SZ, TZ, UG, ZM,
ZW), Eurasian (AM, AZ, BY, KG, KZ, MD, RU, TJ, TM),
European (AT, BE, BG, CH, CY, CZ, DE, DK, EE, ES, FI,
FR, GB, GR, HU, IE, IS, IT, LI, LU, MC, NL, PL, PT, RO,
SE, SI, SK, TR), OAPI (BF, BJ, CF, CG, CI, CM, GA, GN,
GQ, GW, ML, MR, NE, SN, TD, TG).

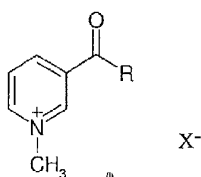
Published:

— with international search report
— before the expiration of the time limit for amending the
claims and to be republished in the event of receipt of
amendments

(88) Date of publication of the international search report:
1 December 2005

For two-letter codes and other abbreviations, refer to the "Guid-
ance Notes on Codes and Abbreviations" appearing at the begin-
ning of each regular issue of the PCT Gazette.

(54) Title: THE USE OF QUATERNARY PYRIDINIUM SALTS AS VASOPROTECTIVE AGENTS



(57) Abstract: The invention relates to the use of quaternary pyridinium salts of formula (I), wherein R is NH₂, CH₃, or N(H)CH₂OH group, and X is pharmaceutically accept-
able counterion, for the preparation of vasoprotective agent for the treatment or prevention of
conditions or diseases associated with dysfunction of vascular endothelium, oxidative stress,
and/or insufficient production of endothelial prostacyclin PGI₂, in particular but not exclu-
sively if the above coincides with hypercholesterolemia, hypertriglyceridemia or low HDL
level.

The use of quaternary pyridinium salts as vasoprotective agents

The present invention relates to the use of certain quaternary pyridinium salts for the preparation of a vasoprotective agent for the treatment and/or prevention of conditions or diseases associated with dysfunction of vascular endothelium, oxidative stress, and/or insufficient production of endothelial prostacyclin (PGI₂), in particular but not exclusively if the above coincides with hypercholesterolemia/hypertriglyceridemia, as well as the use of pyridinium salts for oral use in diet supplementation.

There is increasing evidence that endothelial dysfunction plays a key role in the formation and progression of atherosclerotic plaque. Endothelial dysfunction has recently gained diagnostic, prognostic and therapeutic significance in atherothrombosis (Heitzer T, Schlinzig T, Krohn K, Meinertz T, Munzel T. Endothelial dysfunction, oxidative stress, and risk of cardiovascular events in patients with coronary artery disease. *Circulation* 2001;104:2673-2678; Schachinger V, Britten MB, Zeiher AM. Prognostic impact of coronary vasodilator dysfunction on adverse long-term outcome of coronary heart disease. *Circulation* 2000;101:1899-1906; Perticone F, Ceravolo R, Pujia A, Ventura G, Iacopino S, Scozzafava A, Ferraro A, Chello M, Mastroroberto P, Verdecchia P, Schillaci G. Prognostic significance of endothelial dysfunction in hypertensive patients. *Circulation* 2001;104:191-196; Suwaidi JA, Hamasaki S, Higano ST, Nishimura RA, Holmes DR, Jr., Lerman A. Long-term follow-up of patients with mild coronary artery disease and endothelial dysfunction. *Circulation* 2000;101:948-954). Clinically, endothelial dysfunction is identified as impairment of biological activity of NO, which is diagnosed as an impairment of vasodilating NO activity. Impairment of NO activity coincides with oxidant stress (Heitzer T, Schlinzig T, Krohn K, Meinertz T, Munzel T. Endothelial dysfunction, oxidative stress, and risk of cardiovascular events in patients with coronary artery disease. *Circulation* 2001;104:2673-2678) and impairment of PGI₂ synthesis (Kyrle PA, Minar E, Brenner B, Eichler HG, Heistinger M, Marosi L, Lechner K. Thromboxane A₂ and prostacyclin

generation in the microvasculature of patients with atherosclerosis - effect of low-dose aspirin. *Thromb Haemost* 1989;61:374-377), although systemic level of PGI₂ may be elevated. Indeed, several years ago it was proposed that increased lipid peroxidation might promote development of atherosclerosis owing to selective impairment of prostacyclin synthesis in endothelial cells and subsequent activation of platelets (Gryglewski RJ. Prostacyclin and atherosclerosis. *TIPS* 1980;1:164-168; Gryglewski RJ. Prostaglandins, platelets, and atherosclerosis. *CRC Crit Rev Biochem* 1980;7:291-338; Gryglewski RJ, Szczeklik A. Prostacyclin and atherosclerosis - experimental and clinical approach. 1983;213-226). This concept was then supported experimentally. It is apparent now that impairment of PGI₂ synthesis in endothelium may lead to the excessive stimulation of TP receptors in endothelium and vascular smooth muscle cells by TXA₂, PGH₂ or other eicosanoids, and to subsequent vasoconstriction, platelet aggregation, and inflammatory response of endothelium as well as endothelial apoptosis (Chłopicki S, Gryglewski RJ. Endothelial secretory function and atherothrombosis in "The Eicosanoids", chapter 23, 267-276. ed. P. Curtis-Prior, John Wiley and Sons, Ltd, 2004). This means that deficiency of PGI₂ may trigger or enhance inflammatory and thrombotic processes in vascular wall, which are now considered to be the key elements of atherosclerosis.

It has been accepted that elevated low-density lipoprotein cholesterol (LDL) and/or triglyceride (TG) plasma levels represent major risk factors for the development of atherosclerosis (Levine GN, Keaney JF Jr, Vita JA. Cholesterol reduction in cardiovascular disease. Clinical benefits and possible mechanisms. *N Engl J Med* 1995;332:512-521). Moreover, a low plasma level of high-density lipoprotein cholesterol (HDL) is an important independent risk factor of atherosclerosis. HDL has the potential ability to prevent and correct endothelial dysfunction by increasing availability of NO and PGI₂. (Ng DS. Treating low HDL - from bench to bedside. *Clin Biochem* 2004;37:649-659; Chapman MJ, Assman G, Fruchart JC, Shepherd J, Sirtoti C. Raising high-density lipoprotein cholesterol with reduction of cardiovascular risk: the role of nicotinic acid - a position paper developed by the European Consensus Panel on HDL-C. *Curr Med Res Opin* 2004;20:1253-1268; Calabresi L, Gomarashi M, Franceschini G. Endothelial protection by high-density lipoproteins. *Arterioscler Thromb Vasc Biol* 2003;290:2292-2300).

- In WO00/40559 therapeutic and cosmetic uses of certain nicotinamide derivatives, 1,3-disubstituted pyridinium salts, including 1-methylnicotinamide (MNA⁺) and 1-methyl-N'-(hydroxymethyl)nicotinamide (MNAF⁺) salts were disclosed. It was reported that said derivatives have the utility in topical treatment of skin diseases, in particular crural ulceration, acne, psoriasis, atopic dermatitis, vitiligo, as well as burns and scalds and in wound healing. Said derivatives have also the activity of promoting hair re-growth, therefore they are useful in the treatment of hair loss of different origin. Different types of topical formulations for administration of these compounds on the skin or mucosal surface are described, like shampoo, ointments, creams, gels, lotions, solutions, aerosols, etc., and for oral administration in the treatment of skin diseases. Also, cosmetic action of these compounds was described, in particular regenerating and smoothing of the skin.
- Effects of 1-methylnicotinamide chloride (MNA⁺) in some skin diseases were described in a recent publication (Gębicki J, Sysa-Jędrzejowska A, Adamus J, Woźniacka A, Rybak M, Zielonka J. 1-Methylnicotinamide: a potent anti-inflammatory agent of vitamin origin. *Pol J Pharmacol* 2003;55:109-112). It has been proposed that MNA⁺ displays anti-inflammatory action, though the mechanism of this effect was not elucidated.
- 1-Methyl-3-acetylpyridinium salt (MAP⁺), was described in a publication (Takashi Sakurai, Haruo Hosoya. Charge transfer complexes of nicotinamide-adenine dinucleotide analogs and flavine mononucleotide. *Biochim. Biophys. Acta* 1966;112(3):359-468).
- Now it has been found that MAP⁺ and some of the compounds described in WO00/40559, in particular MNA⁺ and MNAF⁺ possess unique pharmacological properties associated with their ability to release endogenous prostacyclin (PGI₂) from vascular endothelium, which property distinguishes them from closely structurally related nicotinamide, nicotinic acid, trigonelline and endogenous MNA⁺ metabolites, such as 1-methyl-2-pyridone-5-carboxamide (2-PYR) and 1-methyl-4-pyridone-3-carboxamide (4-PYR). Surprisingly, as found by the present inventors, certain compounds are endowed with the ability to correct the lipoprotein profile, in particular to lower LDL and/or TG plasma level and to

raise HDL plasma level, leading to anti-atherosclerotic effects. Independently of the effect of certain quaternary pyridinium salts of the invention on lipoprotein profile, augmentation of PGI₂ synthesis by quaternary pyridinium salts found by the present inventors may show therapeutic potential in many diseases as discussed below, where endothelial dysfunction, oxidant stress, and/or PGI₂ deficiency play a pathogenetic role, including those associated with hypercholesterolemia/hypertriglyceridemia.

Brief description of Figures of the drawing

10 Fig. 1 Scheme of the method for detection of thrombolytic action of drugs *in vivo* in rats (according to Gryglewski)

Fig. 2 Thrombolytic response induced by intravenous administration of MNA⁺ *in vivo* (30 mg/kg)

15 Fig. 3 Changes in plasma levels of 6-keto-PGF_{1α} (●) and TXB₂ (○) after intravenous administration of MNA⁺ (30 mg/kg)

Fig. 4 Lack of thrombolytic response after intravenous administration of nicotinamide or nicotinic acid (30 mg/kg).

Fig. 5 Lack of thrombolytic response after intravenous administration of 2-PYR or trigonelline (30 mg/kg).

20 Fig. 6 Thrombolytic response induced by intravenous administration of MAP⁺ *in vivo* (30 mg/kg)

Fig. 7 Changes in plasma levels of 6-keto-PGF_{1α} (●) and TXB₂ (○) after intravenous administration of MAP⁺ *in vivo* (30 mg/kg)

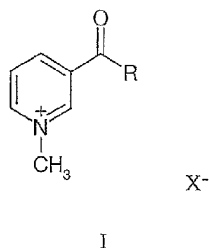
25 Fig. 8 Thrombolytic response induced by intravenous administration of MNAF⁺ (30 mg/kg)

Fig. 9 Lack of effect of MNA⁺ on collagen-induced aggregation of platelets (1 mg/ml)

Fig. 10 Lack of effect of MNA⁺ on latex-induced activation of neutrophils

5

The present invention provides in its first aspect the use of quaternary pyridinium salts of the formula I:



- 5 wherein R is NH₂, CH₃, or N(H)CH₂OH group, and X is pharmaceutically acceptable counterion,

for the preparation of vasoprotective agent for the treatment or prevention of conditions or diseases associated with dysfunction of vascular endothelium, oxidative stress, and/or insufficient production of endothelial prostacyclin PGI₂.

Preferably, said dysfunction of vascular endothelium, oxidative stress, and/or insufficient production of endothelial prostacyclin PGI₂ is associated with hypercholesterolemia, hypertriglyceridemia or low HDL level.

- 15 Particularly advantageous activity of the compounds of the formula I is their endothelial action associated with release of PGI₂, due to which said compounds of formula I may improve perfusion in tissues, exert anti-aggregatory, thrombolytic, anti-apoptotic, anti-atherosclerotic activity, and protect gastrointestinal mucosa.

- 20 The advantage of the invention is that thrombolytic action of the compounds of the formula I is not accompanied by hypotensive activity.

In one embodiment of the invention, said condition or the disease is atherosclerosis of vascular bed of any kind, including chronic coronary disease, ischemic cerebrovascular episode or atherosclerosis of the extremities, including thromboangitis obliterans.

- 25 In another embodiment said condition or the disease is acute cardiovascular event associated with atherosclerosis, in particular sudden

cardiac death, acute coronary syndrome (including unstable coronary artery disease, myocardial infarct), the necessity of coronary angioplasty (PCI), coronary-aortal by-pass surgery (CABG), ischemic stroke, or peripheral circulation revascularization.

- 5 In yet another embodiment said condition or disease is selected from the group of risk factors for atherosclerosis, comprising the following: hypercholesterolemia, arterial hypertension, smoking, hyperhomocysteinemia, insulin resistance, diabetes, menopause, aging, obesity, mental stress, infections, inflammatory states, including periodontal
10 diseases, reumatoid arthritis, allograft vasculopathy or nitrate tolerance.

In yet another embodiment said condition or the disease is dyslipidemia, in particular hypercholesterolemia or hypertriglyceridemia in particular associated with low plasma level of HDL.

- 15 In yet another embodiment said condition or disease is thrombosis that is not related directly with atherosclerosis, in particular thrombosis associated with implantation of metallic vascular prostheses (stents), coronary-aortal by-pass surgery (CABG), any type of surgery with extracorporeal circulation, hemodialysis, venous thrombo-embolic disease.
- 20 In further embodiment said condition or disease is selected from the following group: chronic heart failure, pulmonary hypertension, microvascular diabetic complications, like diabetic retinopathy and nephropathy, diabetic neuropathy, nephrotic syndrome, chronic renal failure, adults respiratory distress syndrome (ARDS), cystic fibrosis,
25 chronic obstructive pulmonary disease (COPD), preeclampsia/eclampsia, erectile dysfunction, Stein-Leventhal syndrome, sleep apnea, systemic lupus erythematosus, sickle cell anemia, non-specific inflammatory bowel diseases, gastric or duodenal ulcers, glaucoma, chronic liver disease, primary amyloidosis, neurodegenerative diseases,
30 in particular neurodegenerative disease selected from vascular dementia, Alzheimer's disease and Parkinson's disease.

Also advantageous is the use of the compounds of formula I for the preparation of a medicament for prophylaxis or treatment of gastric or duodenal ulcer.

In a further preferred embodiment said condition or disease is chronic liver disease, in particular chronic viral hepatitis.

In a further preferred embodiment said condition or disease is chronic obstructive pulmonary disease (COPD).

- 5 Said medicament may be in a form suitable for any administration route, such as oral, parenteral, intranasal or inhalation route. Such route of administration will depend of course on the particular state or disease being treated.

- 10 In case of a medicament intended for the treatment of chronic obstructive pulmonary disease (COPD) it will preferably be presented in the form suitable for inhaled administration via the inhalation route.

- As defined above, X- may be any physiologically acceptable counterion. Thus, salts of the formula I may be derived from any physiologically acceptable acid, both organic and inorganic. Suitable salts with inorganic acids are for example chloride, bromide, iodide and carbonate; suitable salts with organic acids may be salts with mono-, di- and tricarboxylic acids, for example acetate, benzoate, salicylate, hydroxyacetate, lactate, malonate and citrate. Preferred salts are chlorides, benzoates, salicylates, acetates, citrates and lactates; especially advantageous are chlorides.
- 15
20

Specific compounds of the formula (I) are 1-methylnicotinamide salts (MNA⁺), 1-methyl-3-acetylpyridinium salts (MAP⁺) and 1-methyl-N'-(hydroxymethyl)nicotinamide salts (MNAF⁺).

- 25 The invention in the second aspect provides a method of treatment and/or prevention of conditions or diseases associated with dysfunction of vascular endothelium, oxidative stress, and/or insufficient production of endothelial PGI₂ (associated or not with hypercholesterolemia, hypertriglyceridemia or low HDL level), in particular such as discussed above, comprising administration to a subject in a need of such treatment a therapeutically effective amount of a quaternary pyridinium salt of formula I as defined above
- 30

In one embodiment of the method of treatment according to the invention said condition or the disease is atherosclerosis of vascular bed of any kind, including chronic coronary disease, ischemic cerebrovascular episode or arteriosclerosis of the extremities, including thrombo-angitis obliterans.

In another embodiment of the method of treatment according to the invention the said condition or disease is acute cardiovascular event associated with atherosclerosis, in particular sudden cardiac death, acute coronary syndrome (including unstable coronary artery disease, myocardial infarct), the necessity of coronary angioplasty (PCI), coronary-aortal by-pass surgery (CABG), ischemic stroke, or peripheral circulation revascularization.

In yet another embodiment of the method of treatment according to the invention said condition or disease is selected from the group of risk factors for atherosclerosis, comprising the following: hypercholesterolemia, arterial hypertension, smoking, hyperhomocysteinaemia, insulin resistance, diabetes, menopause, aging, obesity, mental stress, infections, inflammatory states, including periodontal diseases, rheumatoid arthritis, allograft vasculopathy or nitrate tolerance.

In yet another embodiment of the method of treatment according to the invention said condition or the disease is dyslipidemia, in particular hypercholesterolemia or hypertriglyceridemia, in particular associated with low plasma level of HDL.

In yet another embodiment of the method of treatment according to the invention said condition or disease is thrombosis that is not related directly with atherosclerosis, in particular thrombosis associated with implantation of metallic vascular prostheses (stents), coronary-aortal by-pass surgery (CABG), any type of surgery with extracorporeal circulation, hemodialysis, venous thrombo-embolic disease.

In a further embodiment of the method of treatment according to the invention said condition or disease is selected from the following group: chronic heart failure, pulmonary hypertension, microvascular diabetic complications, like diabetic retinopathy and nephropathy, diabetic neuropathy, nephrotic syndrome, chronic renal failure, adults respiratory

distress syndrome (ARDS), cystic fibrosis, chronic obstructive pulmonary disease (COPD), preeclampsia/eclampsia, erectile dysfunction, Stein-Leventhal syndrome, sleep apnea, systemic lupus erythematosus, sickle cell anemia, non-specific inflammatory bowel diseases, gastric or duodenal ulcers, glaucoma, chronic liver disease, primary amyloidosis, neurodegenerative diseases, in particular neurodegenerative disease selected from vascular dementia, Alzheimer's disease and Parkinson's disease.

In a further preferred embodiment said condition or disease is chronic liver disease, in particular chronic viral hepatitis.

In a further preferred embodiment said condition or disease is chronic obstructive pulmonary disease (COPD).

Also advantageous is the use of the compounds of formula I in the method of prophylaxis or treatment of gastric or duodenal ulcer.

Quaternary pyridinium salts of formula I may be administered alone or in combination with other cardiovascular agent.

Pyridinium salts of formula I may be administered in particular orally, in the form of conventional oral preparations, such as tablets, capsules, oral solutions/suspensions in pharmaceutically acceptable liquid carrier. Said formulations may be prepared using conventional methods known in the art and include conventional pharmaceutical excipients and carriers.

Pyridinium salts of formula I may be also administered parenterally, in the form of injections, including subcutaneous and intravenous injections and infusions.

Other contemplated routes of administration are by inhalation, intranasally and rectally.

In any case the route of administration will of course depend on the particular disease being treated.

For example, in case of a treatment of chronic obstructive pulmonary disease (COPD) pyridinium salts it will preferably be administered in the form suitable for inhaled administration via the inhalation route.

- 5 Daily dose of the pyridinium salts of the formula I may be in the range of 10 to 1000 mg and may be administered in single or divided doses.

The present invention relates also to a method for enhancing a prostacyclin levels in mammals, which comprises oral administration of effective amount of quaternary pyridinium salt of formula I as defined above.

- 10 The present invention provides also quaternary pyridinium salts of formula I as defined above, for use in oral diet supplementation. Pyridinium salts of formula I, when used as an oral diet supplement, enhance the prostacyclin level, thereby acting as vasoprotective agents.

- The present invention provides further a use of pyridinium salts of the formula I as defined above, for the preparation of nutritional preparation for vascular protection in mammals in states or diseases associated with dysfunction of vascular endothelium, oxidative stress, and/or insufficient production of endothelial prostacyclin (PGI₂), in particular associated with hypercholesterolemia, hypertriglyceridemia or low HDL level.
- 15
20

Said condition or disease wherein nutritional preparation may be administered is atherosclerosis, especially in patients with chronic coronary disease, ischemic cerebrovascular episode or atherosclerosis of the extremities, including thromboangiitis obliterans.

- 25 Said condition or disease wherein nutritional preparation may be administered may be also selected from the group of risk factors for atherosclerosis, comprising the following: hypercholesterolemia, arterial hypertension, smoking, hyperhomocysteinaemia, insulin resistance, diabetes, menopause, aging, obesity, mental stress, infections, inflammatory states, including periodontal diseases, rheumatoid arthritis, allograft vasculopathy or nitrate tolerance.
- 30

Said condition or disease wherein nutritional preparation may be administered is dyslipidemia, in particular hypercholesterolemia, hypertriglyceridemia in particular associated with low plasma level of HDL.

5 Said condition or disease wherein nutritional preparation may be administered may be also thrombosis that is not related directly with atherosclerosis, in particular thrombosis associated with implantation of metallic vascular prostheses (stents), coronary-aortal by-pass surgery (CABG), any type of surgery with extracorporeal circulation, hemodialysis, venous thrombo-embolic disease.

10 Specific pyridinium salts for use in diet supplementation and/or as nutritional preparation are compounds of the formula (I), wherein R is CH₃ group.

Specific pyridinium salts for use in diet supplementation and/or as nutritional preparation are compounds of the formula (I), wherein R is NH₂
15 group.

Specific pyridinium salts for use in diet supplementation and/or as nutritional preparation are compounds of the formula (I), wherein R is N(H)CH₂OH group.

20 Dietary supplements and nutritional preparations may have the form suitable for oral ingestion, such as tablets, capsules, solutions and suspensions for drinking, and similar, conventional and known in pharmaceutical art and prepared according to techniques known in the art with the use of conventional excipients and carriers.

Advantageously, dietary supplement or nutritional preparation may incorporate at least 5% by weight of the pyridinium salt of the formula I.
25

The invention is further illustrated by the following Examples, which show pharmacological activity of pyridinium salts.

Example IThrombolytic activity

Thrombolytic activity of quaternary pyridinium salts was assessed using original method of Gryglewski et al., (Gryglewski RJ, Korbut R, Ocetkiewicz A, Stachura J. In vivo method for quantitation for anti-platelet potency of drugs. *Naunyn Schmiedebergs Arch Pharmacol* 1978;302:25-30), the scheme of which was shown on Fig 1.

Wistar rats of body weight 300-350 g were anaesthetised (thiopental 30 mg kg⁻¹ i.p.) and heparinised (unfractionated heparin 800 i.u. kg⁻¹ i.v.). Arterial blood pressure was measured from cannulated right carotid artery, and extracorporeal circulation was established between left carotid artery and left jugular vein. A collagen strip from rabbit tendon of Achilles was superfused with arterial blood in extracorporeal circulation at a rate of 1.5 ml min⁻¹ and its weight was continuously monitored by an auxotonic Harvard transducer.

During the initial 20 - 30 min of superfusion the strip was gaining in weight by 80 -120 mg because of deposition of platelet-rich thrombi and then in control conditions stayed unchanged during next 3-5 hrs. Thrombolytic response was detected by a fall in weight of a thrombi. Arterial blood pressure was also monitored, so this model enabled the analysis of thrombolytic and hypotensive action of a compound (Fig. 1).

The analysis of the thrombolytic response in this experimental set-up was complemented by the assay of 6-keto-PGF_{1α}, TXB₂ and PGE₂ in arterial blood plasma. For this purpose blood samples (500 μl) were collected in Eppendorff tubes with indomethacin to yield its final concentration of 10 μM, and EDTA to yield the final concentration of 1 mM. Then, the blood samples were spinned for 5 min at 2.000 × g. Plasma samples were stored at -70°C. The prostanoids were assayed using the enzyme immunoassay kits (Cayman Chemical Co, Ann Arbor, MI).

Intravenous administration of MNA⁺ (3 - 30 mg/kg) produced a concentration-dependent thrombolysis in Wistar rats with extracorporeal circulation. A maximum response was observed at the MNA⁺ dose of 30 mg/kg. Single injection of MNA⁺ at a dose of 30 mg/kg induced a long-

lasting thrombolytic response at the level of $4.2 \pm 4\%$ and remained at approximately the same level for 2-3 hours of the observation period. In contrast to MNA⁺, nicotinamide, nicotinic acid, trigonelline and 2-PYR (endogenous metabolite of MNA⁺), each of them at 30 mg/kg, failed to induce a significant thrombolytic response. Nicotinamide and nicotinic acid -induced responses were transient (less than 15-20 minutes) and at their maximum amounted merely to $9 \pm 0.6\%$, $5 \pm 0.9\%$, respectively. Trigonelline did not produce any thrombolytic response and response to 2-PYR was also very weak ($<10\%$) and transient (<15 min). The potency and duration of thrombolytic responses to MNA⁺, nicotinamide and nicotinic acid correlated with a pattern of 6-keto-PGF_{1 α} release to arterial plasma induced by these compounds. MNA⁺ (30 mg/kg) induced a substantial increase in levels of 6-keto-PGF_{1 α} as early as 15 minutes after drug injection (from 104 ± 7 to 460 ± 58 pg/ml) which than reached its plateau of around 400 pg/ml for at least one hour. On the other hand neither TXB₂ nor PGE₂ levels changed significantly in response to MNA⁺. Sluggish rise in TXB₂ levels was time-dependent and observed also after saline injection. Levels of 6-keto-PGF_{1 α} did not increase after injection of nicotinamide or after injection of nicotinic acid (30 mg/kg).

In the presence of indomethacin (5 mg/kg) thrombolytic response to MNA⁺ was abrogated, similarly as MNA-induced release of 6-keto-PGF_{1 α} . Importantly, thrombolysis induced by MNA⁺ (30 mg/kg) was not associated with a fall in arterial blood pressure. Collagen-induced aggregation in platelet-rich plasma *in vitro* was not affected by MNA⁺ up to concentration of 10 mM, this excluding the possibility that dissipation of platelet-rich thrombi *in vivo* was due to the direct effect of MNA⁺ on platelets. Furthermore MNA⁺ (1 mM) did not inhibit latex-induced activation of neutrophils, this suggesting a possible selectivity of MNA⁺ towards endothelium.

Fig. 2 shows thrombolytic response *in vivo* induced by MNA⁺, and Fig. 3 shows a concomitant increase in level of 6-keto-PGF_{1 α} (stable PGI₂ metabolite) in blood. Nicotinamide, nicotinic acid (fig. 4), trigonelline and 2-PYR (fig. 5) did not display a significant thrombolytic activity. However, MAP⁺ (30 mg/kg) and MNAF⁺ (30 mg/kg) each of them induced a thrombolytic response (fig. 6 and fig. 8) that was comparable to that in-

duced by 30 mg/kg of MNA⁺. MAP⁺ - induced thrombolysis was associated with the release of PGI₂ (fig. 7), similarly as in the case of MNA⁺-induced thrombolysis. MNA⁺ (30-300 mg/kg) did not cause hypotension. As shown on fig. 9 and fig. 10, MNA⁺ did not inhibit collagen-induced aggregation of platelets and latex-induced activation of neutrophils. The former response depends on COX1-TXA₂ and was abrogated by aspirin, whereas the latter one depends on NADPH oxidase and was abrogated by DPI or apocynin.

Example 2

10 An ant-athrogenic effect in vivo in patients

The anti-atherogenic effect of MNA⁺ was investigated in 15 dyslipidemic patients.

The enrollment criteria were: high level of TG (≥ 250 mg/dl) and low level of HDL (≤ 35 mg/dl for male, ≤ 45 mg/dl for female). The mean age of
15 the patients was 61.4 (range 45-81 years).

The patients were treated with MNA⁺ for 2 weeks. The MNA⁺ was administered orally, three times a day, one capsule (30 mg MNA⁺) after meal.

The plasma levels of TC, TG, HDL were measured at baseline and after 2 weeks of therapy. The level of LDL was measured in those cases,
20 where it was possible (due to high TG level).

It has been found that MNA⁺ reduced the TC (267.0 vs. 225.1 mg/dl) (-15.7%) and TG (472.6 vs 249.9 mg/dl) (-47.1%) levels between the baseline and 2 weeks measurements. The increase of the HDL (39.2 vs. 53.4 mg/dl) (36.2%) level was also observed after 2 weeks therapy. The significant reduction of TG/HDL ratio (13.9 vs. 5.8) was observed.
25

2005205066 07 Apr 2010

- 14A -

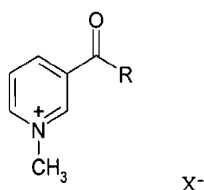
Throughout this specification and the claims which follow, unless the context requires otherwise, the word "comprise", and variations such as "comprises" or "comprising", will be understood to imply the inclusion of a stated integer or step or group of integers or steps but not the exclusion of
5 any other integer or step or group of integers or steps.

The reference in this specification to any prior publication (or information derived from it), or to any matter which is known, is not, and should not be taken as an acknowledgment or admission or any form of suggestion
10 that that prior publication (or information derived from it) or known matter forms part of the common general knowledge in the field of endeavour to which this specification relates.

- 15 -

The Claims defining the invention are as follows:

1. Use of a quaternary pyridinium salt of the formula I:



- 5 wherein R is NH₂, CH₃, or N(H)CH₂OH group, and X is a pharmaceutically acceptable counterion,

for the preparation of a vasoprotective agent for the treatment or prevention of conditions or diseases associated with dysfunction of vascular endothelium, oxidative stress, and/or insufficient production of endothelial prostacyclin PGI₂.

2. The use according to claim 1, wherein said dysfunction of vascular endothelium, oxidative stress, and/or insufficient production of endothelial prostacyclin PGI₂ is associated with hypercholesterolemia, hypertriglyceridemia or low HDL levels.

- 15 3. The use according to claim 1 or 2, wherein said condition or disease is atherosclerosis.

4. The use according to claim 1 or 2, wherein said condition or disease is an acute cardiovascular event associated with atherosclerosis, including sudden cardiac death, acute coronary syndrome (including unstable coronary artery disease, and myocardial infarct), the necessity of coronary angioplasty (PCI), coronary-aortal by-pass surgery (CABG), any type of surgery with extracorporeal circulation, ischemic stroke, or peripheral circulation revascularization.

2005205066 07 Apr 2010

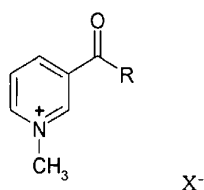
- 16 -

5. The use according to claim 1 or 2, wherein said condition or disease is atherosclerosis in patients with chronic coronary disease, ischemic cerebrovascular episode or arteriosclerosis of the extremities, including thromboangitis obliterans.
- 5 6. The use according to claim 1, wherein said condition or disease is selected from the group of risk factors for atherosclerosis, comprising the following: hypercholesterolemia, arterial hypertension, smoking, hyperhomocysteinaemia, insulin resistance, diabetes, menopause, aging, obesity, mental stress, infections, inflammatory states, including
10 periodontal diseases, reumatoid arthritis, allograft vasculopathy and nitrate tolerance.
7. The use according to claim 1, wherein said condition or disease is dyslipidemia, including hypercholesterolemia or hypertriglyceridemia in particular associated with low plasma levels of HDL.
- 15 8. The use according to claim 1, wherein said condition or disease is thrombosis that is not related directly with atherosclerosis, including thrombosis associated with implantation of metallic vascular prostheses (stents), coronary-aortal by-pass surgery(CABG), hemodialysis, or venous thrombo-embolic disease.
- 20 9. The use according to claim 1, wherein said condition or disease is selected from the group consisting of: chronic heart failure, pulmonary hypertension, microvascular diabetic complications including diabetic retinopathy and nephropathy, diabetic neuropathy, nephrotic syndrome, chronic renal failure, adults respiratory distress syndrome (ARDS), cystic
25 fibrosis, chronic obstructive pulmonary disease (COPD), preeclampsia/eclampsia, erectile dysfunction, Stein-Leventhal syndrome, sleep apnea, systemic lupus erythematosus, sickle cell anemia, non-specific inflammatory bowel diseases, gastric or duodenal ulcers, glaucoma, chronic liver disease, primary amyloidosis, and
30 neurodegenerative diseases.

2005205066 15 Apr 2010

- 17 -

10. The use according to claim 9, wherein said condition or disease is chronic obstructive pulmonary disease and the medicament is in a form suitable for inhalation administration.
11. The use according to any one of claims 1 to 10, wherein R is NH₂.
12. The use according to claim 1 or 2, wherein said quaternary pyridinium salt is 1-methylnicotinamide salt and said condition or disease is hypercholesterolemia, hypertriglyceridemia or low HDL levels.
13. A method for the treatment or prevention of conditions or diseases associated with dysfunction of vascular endothelium, oxidative stress and insufficient production of endothelial PGI₂, comprising administering to a subject in a need thereof a therapeutically effective amount of a quaternary pyridinium salt of formula I:



14. wherein R is NH₂, CH₃, or N(H)CH₂OH group, and X is a pharmaceutically acceptable counterion.
15. The method according to claim 13, wherein said dysfunction of vascular endothelium, oxidative stress, and/or insufficient production of endothelial prostacyclin PGI₂ is associated with hypercholesterolemia, hypertriglyceridemia or low HDL levels.
16. The method according to claim 13 or 14, wherein said condition or disease is atherosclerosis.
17. The method according to claim 13 or 14, wherein said condition or disease is dyslipidemia, including hypercholesterolemia,

2005205066 15 Apr 2010

- 18 -

hypertriglyceridemia in particular associated with low plasma levels of HDL.

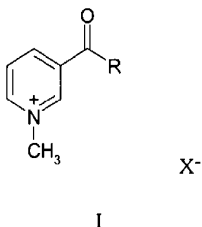
17. The method according to claim 13 or 14, wherein condition or disease is thrombosis that is not related directly with atherosclerosis, in particular thrombosis associated with implantation of metallic vascular prostheses (stents), coronary-aortal by-pass surgery(CABG), any type of surgery with extracorporeal circulation, hemodialysis, or venous thrombo-embolic disease.

18. The method according to any one of claims 13 to 17, wherein R is NH₂.

19. The method according to claim 13 or 14, wherein the quaternary pyridinium derivative is administered together with a cardiovascular agent.

20. The method according to claim 13 or 14, wherein said quaternary pyridinium salt is 1-methylnicotinamide salt and said condition or disease is hypercholesterolemia, hypertriglyceridemia or low HDL level.

21. A method for enhancing prostacyclin levels in a mammal, comprising orally administering to the mammal an effective amount of a quaternary pyridinium salt of formula I:

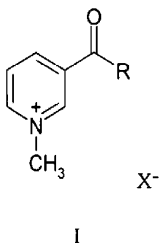


wherein R is NH₂, CH₃, or N(H)CH₂OH group, and X is a pharmaceutically acceptable counterion.

2005205066 07 Apr 2010

- 19 -

22. Use of a quaternary pyridinium salts of formula I:



- wherein R is NH₂, CH₃, or N(H)CH₂OH group, and X is a counterion acceptable for consumption, for the preparation of a nutritional preparation for vascular protection in mammals in states or diseases associated with dysfunction of vascular endothelium, oxidative stress, and/or insufficient production of endothelial prostacyclin (PGI₂)
23. The use according to claim 22, wherein said dysfunction of vascular endothelium, oxidative stress, and/or insufficient production of endothelial prostacyclin (PGI₂) is associated with hypercholesterolemia, hypertriglyceridemia and/or low HDL levels.
24. The use according to claim 22 or 23, wherein said condition or disease is atherosclerosis in patients with chronic coronary disease, ischemic cerebrovascular episode or arteriosclerosis of the extremities, including thromboangitis obliterans.
25. The use according to claim 22 or 23, wherein said condition or disease is dyslipidemia, including hypercholesterolemia, hypertriglyceridemia in particular associated with low HDL plasma levels.
26. The use according to claim 22 or 23, wherein the condition or disease is thrombosis that is not related directly with atherosclerosis, including thrombosis associated with implantation of metallic vascular prostheses (stents), coronary-aortal by-pass surgery(CABG), any type of surgery with extracorporeal circulation, hemodialysis, or venous thrombo-embolic disease.

2005205066 15 Apr 2010

- 20 -

27. The use according to claim 22, wherein insufficient production of endothelial prostacyclin is age-related.

28. The use according to any one of claims 23 to 27, wherein R is NH₂.

29. The use according to any one of claims 23 to 27, wherein said
5 quaternary pyridinium salt is 1-methylnicotinamide salt and said condition or disease is hypercholesterolemia, hypertriglyceridemia or low HDL levels.

1/7

Fig.1 Scheme of the method for detection of thrombolytic action of drugs *in vivo* in rats (according to Gryglewski et al..)

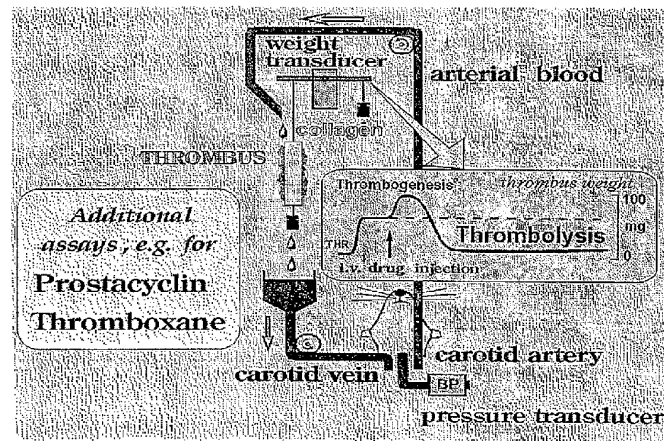


Fig. 2. Thrombolytic response *in vivo* induced by intravenous MNA⁺ (30 mg/kg) administration

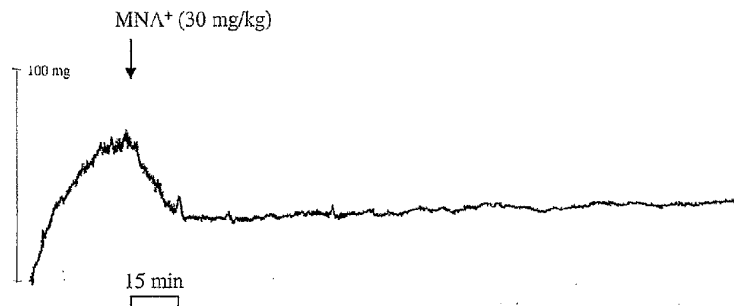
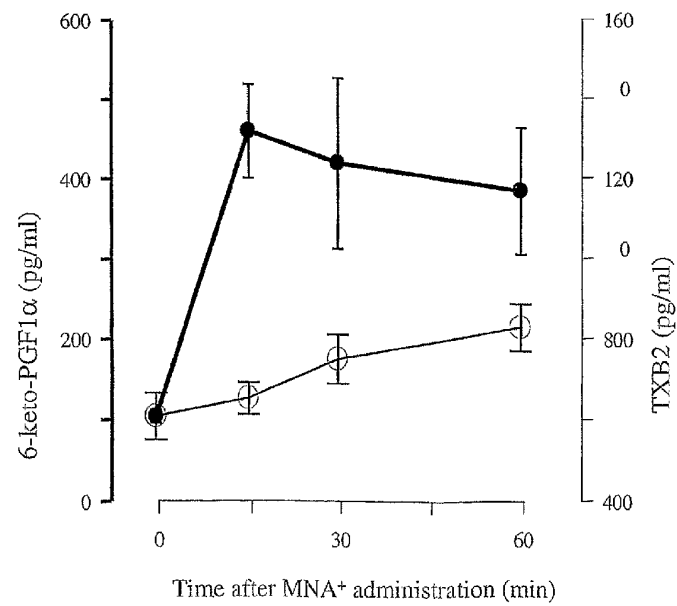
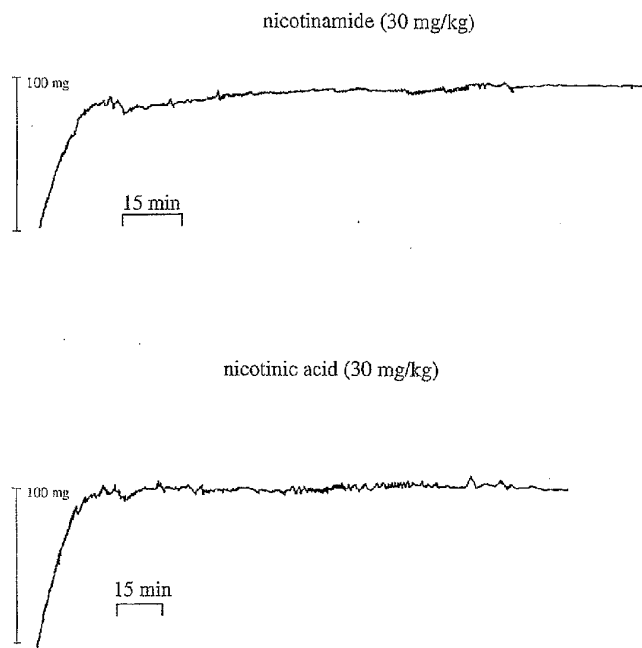


Fig. 3. Changes in plasma levels of 6-keto-PGF_{1α} (●) and TXB₂ (○) after intravenous administration of MNA⁺ (30 mg/kg)



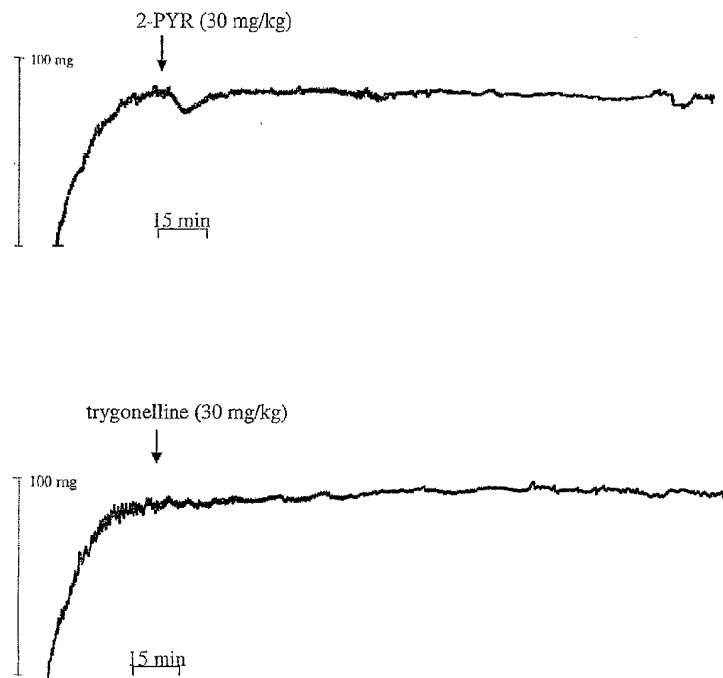
3/7

Fig. 4. Lack of thrombolytic response after intravenous administration of nicotinamide or nicotinic acid (30 mg/kg).



4/7

Fig. 5. Lack of thrombolytic response after intravenous administration of 2-PYR or trigonelline (30 mg/kg).



5/7

Fig. 6. Thrombolytic response induced by intravenous administration of MAP⁺ (30 mg/kg)


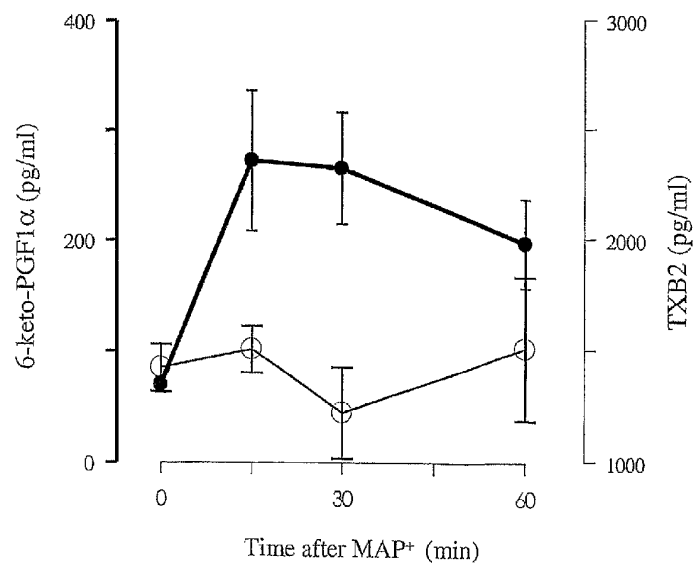


Fig. 7. Changes in plasma levels of 6-keto-PGF_{1α} (●) and TXB₂ (○) after intravenous administration of MAP⁺ (30 mg/kg)



6/7

Fig. 8. Thrombolytic response induced by intravenous administration of MNAF⁺ (30 mg/kg)




Fig. 9 Lack of effect of MNA⁺ on collagen-induced aggregation of platelets

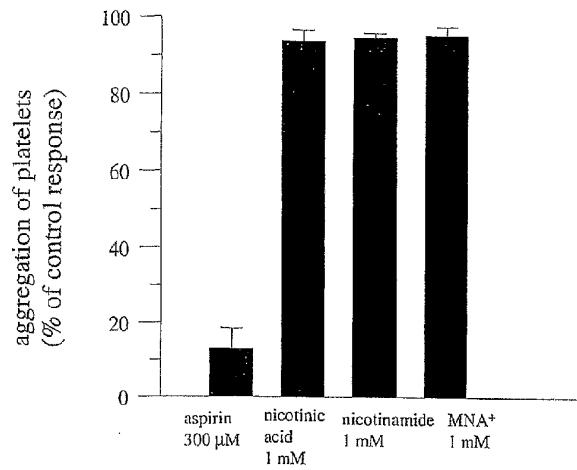


Fig. 10 Lack of effect of MNA⁺ on latex-induced activation of neutrophils

