(No Model.)

F. MOSURE.

WIRE TIGHTENER FOR FENCES.

No. 591,238. Patented Oct. 5. 1897.

Fig. 1

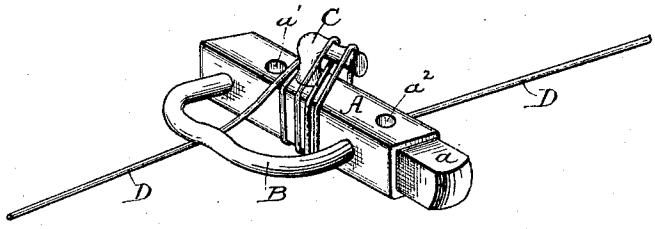

Fig. 2

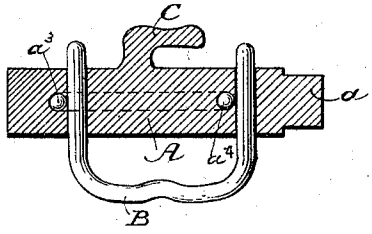

Fig. 3

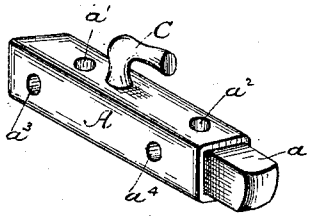

Fig. 6

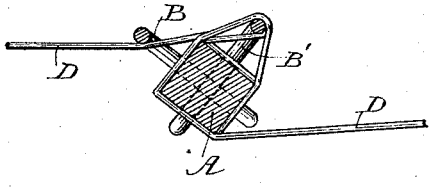

Fig. 5

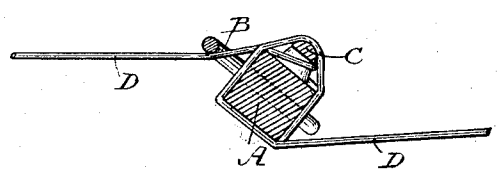

Fig. 4

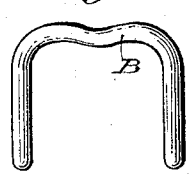

Witnesses:-
Wm. H. Rowe,
C. H. Schafer.

Inventor:-
Frank Mosure,
By his Atty., Bruno Reichelt

THE NORRIS PETERS CO., PHOTO-LITHO., WASHINGTON, D. C.

UNITED STATES PATENT OFFICE.

FRANKLIN MOSURE, OF VERA CRUZ, INDIANA, ASSIGNOR OF ONE-HALF TO JOHN MOSURE, OF SAME PLACE.

WIRE-TIGHTENER FOR FENCES.

SPECIFICATION forming part of Letters Patent No. 591,238, dated October 5, 1897.

Application filed April 8, 1895. Serial No. 544,942. (No model.)

To all whom it may concern:

Be it known that I, FRANKLIN MOSURE, a citizen of the United States, residing at Vera Cruz, in the county of Wells and State of Indiana, have invented certain new and useful Improvements in Wire-Tighteners for Fences, of which the following is a specification.

The object of my invention is to provide a wire-tightener which will be light, strong, and effective and may be carried in the pocket or be shipped in large quantities conveniently and cheaply.

To these ends my invention consists in the specific details of construction hereinafter more fully described and claimed.

In the accompanying drawings, Figure 1 is a perspective view of the wire-tightener with a section of fence-wire wound thereon and secured from unwinding therefrom by a staple; Fig. 2, a longitudinal section of the same with the locking-staple shown by full lines in one position and by dot lines in a second position; Fig. 3, a perspective view of the tightener-body; Fig. 4, a similar view of the locking-staple; Fig. 5, a cross-section of the body and locking-staple with wire wound thereon; Fig. 6, a perspective view of a slight modification of the device, as will hereinafter appear.

The body A of the device is made of cast metal and has a hook C, projecting therefrom, bent to lie parallel with the body and is open therefrom at one end a sufficient distance to receive the wire to be tightened, or a hook B', of steel wire, may be drawn securely into the body, as shown in Fig. 6, instead of casting it thereon, as shown in Figs. 1, 2, 3, and 5 of the drawings.

A squared end a of the body receives the squared aperture of an open wrench or may be otherwise seized by any convenient means and turned round to wind the wire D upon it. Transverse holes a', a^2, a^3, and a^4 pass through the body A to receive the ends of a staple B, of common form, which pass through any two longitudinally opposite holes upon the body and prevent it from unwinding from the wire D after the staple has been attached to the body. The square cross-section of the body gives great purchase and hold upon the wire while it is being wound, and as the holes are placed through each of the squared faces the staple may be placed in the longitudinally opposite holes of either of the four sides of the body to give the wire a whole, quarter, half, or three-quarters turn, as may be required to properly tighten the wire. Two staples may be advantageously employed with my device to facilitate adjustment, the first staple being employed to primarily grasp the wire and hold it until a further winding is effected, after which the second staple may be applied to the body of the tightener to hold the wire from unwinding after it has been wound. The tightener may be connected with any slack wire in a line of fence and wound until it is made tight without removing the wire from the posts.

I claim as my invention and desire to secure by Letters Patent—

A wire-tightener comprising a rectangular winding-bar and a hook thereon to receive the wire and engage the said bar therewith having two longitudinally opposite holes passing through the bar on one side thereof to receive a holding-staple during adjustment and two second longitudinally opposite holes in said bar to receive a second staple for holding the wire on the bar after it has been wound, substantially as described.

In testimony that I claim the foregoing as my invention I have signed my name in presence of two subscribing witnesses.

FRANKLIN MOSURE.

Witnesses:

GOTTLIEB ROLLI,

CHRIST BALLER.