US00D592201S

(12) United States Design Patent

Shi

(10) Patent No.: US D592,201 S

(45) Date of Patent: ** May 12, 2009

(54) **PORTION OF A HANDSET**

(75) Inventor: **Xiaoxi Shi**, Beijing (CN)

(73) Assignee: **Nokia Corporation**, Espoo (FI)

(**) Term: **14 Years**

(21) Appl. No.: **29/299,843**

(22) Filed: **Jan. 4, 2008**

(51) **LOC (9) Cl.** **14-03**

(52) **U.S. Cl.** **D14/248**

(58) **Field of Classification Search** .. D14/137–138 AA, D14/138 R, 147–148, 156, 218, 247–248, D14/341–347, 390, 399, 455–456, 496, 172, D14/188, 191, 192, 194, 207, 209.1, 214, D14/219, 225; D16/208; D21/329, 331, D21/333, 517; 348/14.01–14.02; 361/814; 379/433.01–433.13; 455/90.3, 556.1–556.2, 455/566, 575.1, 575.3, 575.4; D13/164, D13/168, 108; 439/165; 343/702; 345/167, 345/168, 169

See application file for complete search history.

(56) **References Cited**

U.S. PATENT DOCUMENTS

D219,622 S * 12/1970 Culbertson D14/194
D249,682 S * 9/1978 Kushida et al. D14/225
D252,514 S * 7/1979 Kawano et al. D14/194
D358,394 S * 5/1995 Dyas D14/214
D364,164 S * 11/1995 Hanig D14/192
D381,984 S * 8/1997 Kokkinis D14/171
D384,059 S * 9/1997 Hockenberry et al. D14/137
D420,361 S * 2/2000 Lutz et al. D14/242
D494,946 S * 8/2004 Rausch et al. ..... D14/138 AB
D507,261 S * 7/2005 Griffin D14/226
D522,988 S * 6/2006 Sheu ..... D14/138 AA
D543,171 S * 5/2007 Kim et al. ..... D14/138 AA
D574,805 S 8/2008 Cobb
D575,255 S * 8/2008 De Leon et al. ..... D14/138 AA
D575,754 S * 8/2008 Lee ..... D14/138 AB
D578,984 S * 10/2008 Oh et al. ..... D14/138 R
D581,895 S * 12/2008 Oh et al. ..... D14/138 R
D583,787 S * 12/2008 Kim et al. ..... D14/138 AB
2002/0137478 A1 * 9/2002 Masamura 455/90

* cited by examiner

Primary Examiner—Ian Simmons
Assistant Examiner—Carla Jobe Wright
(74) *Attorney, Agent, or Firm*—Banner & Witcoff, Ltd.

(57) **CLAIM**

The ornamental design for a portion of a handset, as shown and described.

DESCRIPTION

FIG. **1** is a front perspective view of a portion of a handset showing my new design; and,

FIG. **2** is a front view thereof.

The broken line showing of the remainder of a handset in the figures is for illustrative purposes only and forms no part of the claimed design.

1 Claim, 2 Drawing Sheets

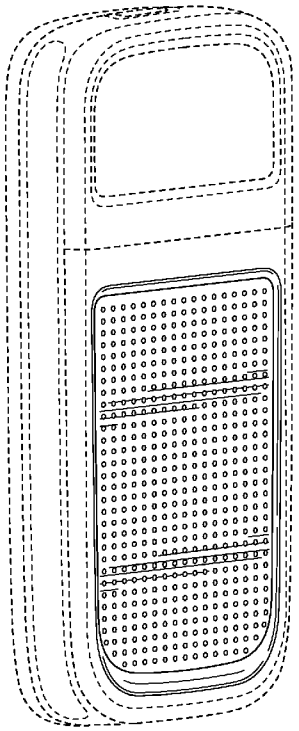

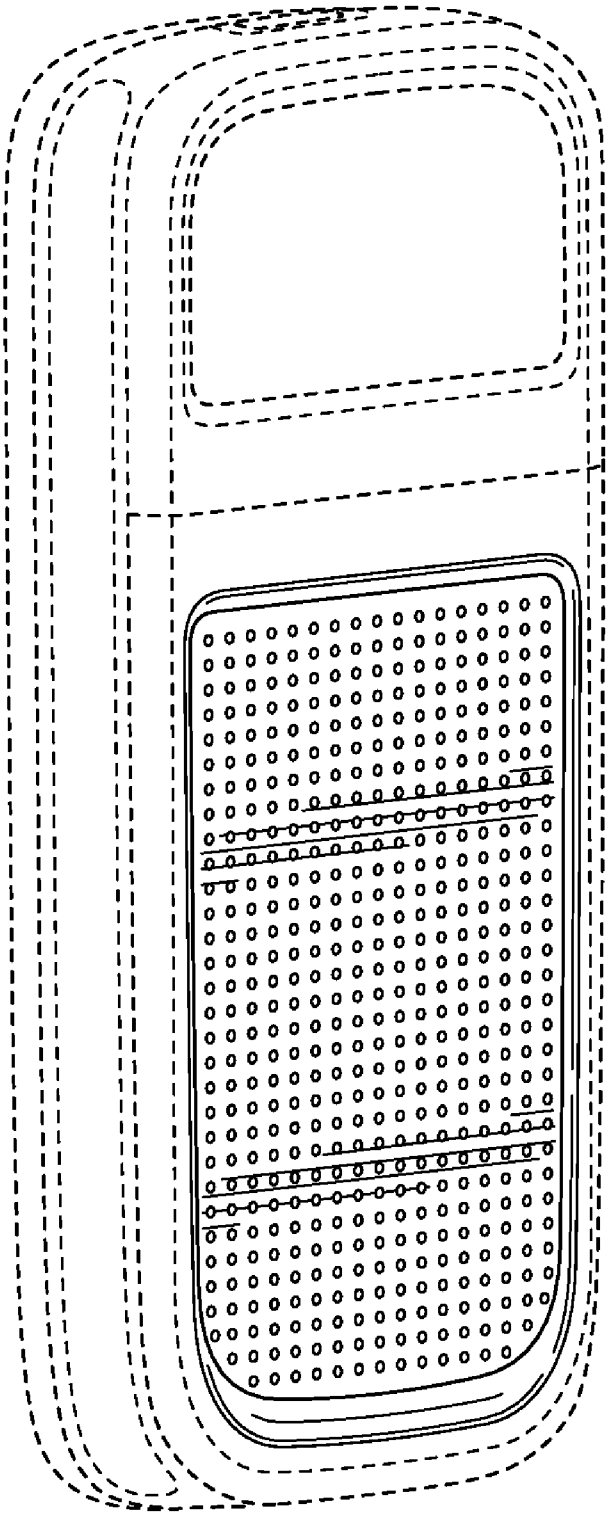

FIG. 1

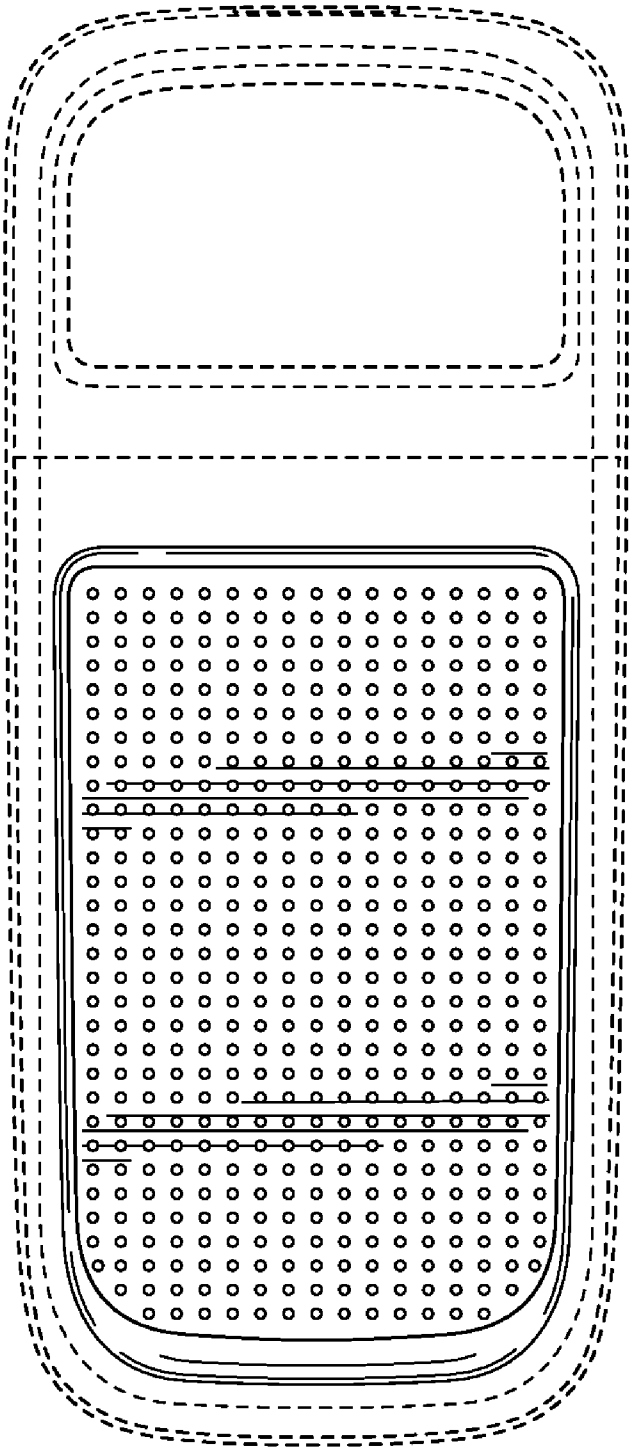

FIG. 2