

(12) INTERNATIONAL APPLICATION PUBLISHED UNDER THE PATENT COOPERATION TREATY (PCT)

(19) World Intellectual Property
Organization
International Bureau



(10) International Publication Number
WO 2020/168197 A1

(43) International Publication Date
20 August 2020 (20.08.2020)

(51) International Patent Classification:

C07D 487/04 (2006.01) A61K 31/519 (2006.01)
A61P 25/00 (2006.01)

TR), OAPI (BF, BJ, CF, CG, CI, CM, GA, GN, GQ, GW,
KM, ML, MR, NE, SN, TD, TG).

(21) International Application Number:

PCT/US2020/018299

Declarations under Rule 4.17:

— as to applicant's entitlement to apply for and be granted a patent (Rule 4.17(ii))

(22) International Filing Date:

14 February 2020 (14.02.2020)

— as to the applicant's entitlement to claim the priority of the earlier application (Rule 4.17(iii))

(25) Filing Language:

English

Published:

— with international search report (Art. 21(3))

(26) Publication Language:

English

(30) Priority Data:

62/806,269 15 February 2019 (15.02.2019) US

(71) Applicant: **INCYTE CORPORATION** [US/US]; 1801 Augustine Cut-Off, Wilmington, Delaware 19803 (US).

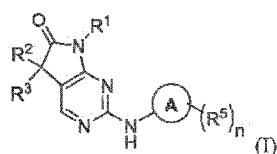
(72) Inventors: **SOKOLSKY, Alexander**; 1801 Augustine Cut-Off, Wilmington, Delaware 19803 (US). **WINTER-TON, Sarah**; 1801 Augustine Cut-Off, Wilmington, Delaware 19803 (US). **WU, Liangxing**; 1801 Augustine Cut-Off, Wilmington, Delaware 19803 (US). **YAO, Wenqing**; 1801 Augustine Cut-Off, Wilmington, Delaware 19803 (US).

(74) Agent: **CULHANE, Crystal L.** et al.; Fish & Richardson P.C., P.O. Box 1022, Minneapolis, Minnesota 55440 (US).

(81) Designated States (unless otherwise indicated, for every kind of national protection available): AE, AG, AL, AM, AO, AT, AU, AZ, BA, BB, BG, BH, BN, BR, BW, BY, BZ, CA, CH, CL, CN, CO, CR, CU, CZ, DE, DJ, DK, DM, DO, DZ, EC, EE, EG, ES, FI, GB, GD, GE, GH, GM, GT, HN, HR, HU, ID, IL, IN, IR, IS, JO, JP, KE, KG, KH, KN, KP, KR, KW, KZ, LA, LC, LK, LR, LS, LU, LY, MA, MD, ME, MG, MK, MN, MW, MX, MY, MZ, NA, NG, NI, NO, NZ, OM, PA, PE, PG, PH, PL, PT, QA, RO, RS, RU, RW, SA, SC, SD, SE, SG, SK, SL, ST, SV, SY, TH, TJ, TM, TN, TR, TT, TZ, UA, UG, US, UZ, VC, VN, WS, ZA, ZM, ZW.

(84) Designated States (unless otherwise indicated, for every kind of regional protection available): ARIPO (BW, GH, GM, KE, LR, LS, MW, MZ, NA, RW, SD, SL, ST, SZ, TZ, UG, ZM, ZW), Eurasian (AM, AZ, BY, KG, KZ, RU, TJ, TM), European (AL, AT, BE, BG, CH, CY, CZ, DE, DK, EE, ES, FI, FR, GB, GR, HR, HU, IE, IS, IT, LT, LU, LV, MC, MK, MT, NL, NO, PL, PT, RO, RS, SE, SI, SK, SM,

(54) Title: PYRROLO[2,3-D]PYRIMIDINONE COMPOUNDS AS CDK2 INHIBITORS



(57) Abstract: The present application provides pyrrolo[2,3-d]pyrimidinone (I) inhibitors of cyclin-dependent kinase 2 (CDK2), as well as pharmaceutical compositions thereof, and methods of treating cancer using the same.



WO 2020/168197 A1

PYRROLO[2,3-D]PYRIMIDINONE COMPOUNDS AS CDK2 INHIBITORS

RELATED APPLICATIONS

This application claims the benefit of priority of U.S. Provisional Application
5 No. 62/806,269, filed February 15, 2019, which is incorporated herein by reference in its entirety.

TECHNICAL FIELD

This application is directed to pyrrolo[2,3-d]pyrimidinone compounds which
10 inhibit cyclin-dependent kinase 2 (CDK2) and are useful for treating cancer.

BACKGROUND

Cyclin-dependent kinases (CDKs) are a family of serine/threonine kinases. Heterodimerized with regulatory subunits known as cyclins, CDKs become fully
15 activated and regulate key cellular processes including cell cycle progression and cell division (Morgan, D. O., *Annu Rev Cell Dev Biol*, 1997. 13: 261-91). Uncontrolled proliferation is a hallmark of cancer cells. The deregulation of the CDK activity is associated with abnormal regulation of cell-cycle, and is detected in virtually all forms of human cancers (Sherr, C. J., *Science*, 1996. 274(5293): 1672-7).

20 CDK2 is of particular interest because deregulation of CDK2 activity occurs frequently in a variety of human cancers. CDK2 plays a crucial role in promoting G1/S transition and S phase progression. In complex with cyclin E (CCNE), CDK2 phosphorylates retinoblastoma pocket protein family members (p107, p130, pRb), leading to de-repression of E2F transcription factors, expression of G1/S transition
25 related genes and transition from G1 to S phase (Henley, S.A. and F.A. Dick, *Cell Div*, 2012, 7(1): p. 10). This in turn enables activation of CDK2/cyclin A, which phosphorylates endogenous substrates that permit DNA synthesis, replication and centrosome duplication (Ekholm, S.V. and S.I. Reed, *Curr Opin Cell Biol*, 2000. 12(6): 676-84). It has been reported that the CDK2 pathway influences tumorigenesis
30 mainly through amplification and/or overexpression of CCNE1 and mutations that inactivate CDK2 endogenous inhibitors (e.g., p27), respectively (Xu, X., et al., *Biochemistry*, 1999. 38(27): 8713-22).

CCNE1 copy-number gain and overexpression have been identified in ovarian, gastric, endometrial, breast and other cancers and been associated with poor

outcomes in these tumors (Keyomarsi, K., et al., *N Engl J Med*, 2002. 347(20): 1566-75; Nakayama, N., et al., *Cancer*, 2010. 116(11): 2621-34; Au-Yeung, G., et al., *Clin Cancer Res*, 2017. 23(7): 1862-1874; Rosen, D.G., et al., *Cancer*, 2006. 106(9): 1925-32). Amplification and/or overexpression of CCNE1 also reportedly contribute to

5 trastuzumab resistance in HER2+ breast cancer and resistance to CDK4/6 inhibitors in estrogen receptor-positive breast cancer (Scaltriti, M., et al., *Proc Natl Acad Sci U S A*, 2011. 108(9): 3761-6; Herrera-Abreu, M.T., et al., *Cancer Res*, 2016. 76(8): 2301-13). Various approaches targeting CDK2 have been shown to induce cell cycle

10 arrest and tumor growth inhibition (Chen, Y.N., et al., *Proc Natl Acad Sci U S A*, 1999. 96(8): 4325-9; Mendoza, N., et al., *Cancer Res*, 2003. 63(5): 1020-4). Inhibition of CDK2 also reportedly restores sensitivity to trastuzumab treatment in resistant HER2+ breast tumors in a preclinical model (Scaltriti, *supra*).

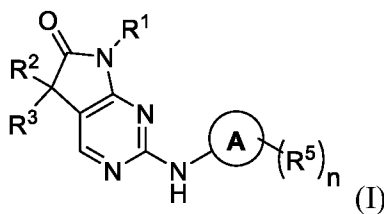
These data provide a rationale for considering CDK2 as potential target for new drug development in cancer associated with deregulated CDK2 activity. In the

15 last decade there has been increasing interest in the development of CDK selective inhibitors. Despite significant efforts, there are no approved agents targeting CDK2 to date (Cicenas, J., et al., *Cancers (Basel)*, 2014. 6(4): p. 2224-42). Therefore it remains a need to discover CDK inhibitors having novel activity profiles, in particular those targeting CDK2. This application is directed to this need and others.

20

SUMMARY

The present invention relates to, *inter alia*, compounds of Formula (I):



or a pharmaceutically acceptable salt thereof, wherein constituent members are

25 defined herein.

The present invention further provides pharmaceutical compositions comprising a compound of Formula (I), or a pharmaceutically acceptable salt thereof, and a pharmaceutically acceptable carrier.

The present invention further provides methods of inhibiting CDK2, comprising contacting the CDK2 with a compound of Formula (I), or a pharmaceutically acceptable salt thereof.

The present invention further provides a compound of Formula (I), or a pharmaceutically acceptable salt thereof, for use in any of the methods described herein.

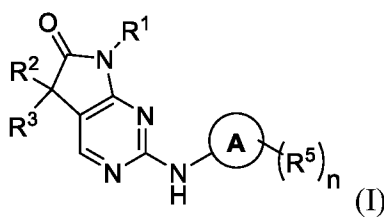
The present invention further provides use of a compound of Formula (I), or a pharmaceutically acceptable salt thereof, for the preparation of a medicament for use in any of the methods described herein.

10

DETAILED DESCRIPTION

Compounds

The present application provides, *inter alia*, a compound of Formula (I):



or a pharmaceutically acceptable salt thereof, wherein:

n is an integer selected from 0, 1, 2, 3, 4, 5, and 6;

Ring moiety **A** is a 3-14 membered cycloalkyl or 4-14 membered heterocycloalkyl, wherein Ring moiety **A** is attached to the NH group of Formula (I) at a saturated or partially saturated ring of said 3-14 membered cycloalkyl or 4-14 membered heterocycloalkyl;

20

R^1 is selected from C_{1-6} alkyl, C_{2-6} alkenyl, C_{2-6} alkynyl, C_{1-6} haloalkyl, C_{3-14} cycloalkyl, 6-14 membered aryl, 4-14 membered heterocycloalkyl, 5-14 membered heteroaryl, C_{3-14} cycloalkyl- C_{1-4} alkyl, 6-14 membered aryl- C_{1-4} alkyl, 4-14 membered heterocycloalkyl- C_{1-4} alkyl, and 5-14 membered heteroaryl- C_{1-4} alkyl, wherein said C_{1-6} alkyl, C_{2-6} alkenyl, C_{2-6} alkynyl, C_{1-6} haloalkyl, C_{3-14} cycloalkyl, 6-14 membered aryl, 4-14 membered heterocycloalkyl, 5-14 membered heteroaryl, C_{3-14} cycloalkyl- C_{1-4} alkyl, 6-14 membered aryl- C_{1-4} alkyl, 4-14 membered heterocycloalkyl- C_{1-4} alkyl, and 5-14 membered heteroaryl- C_{1-4} alkyl are each optionally substituted by 1, 2, 3, 4, 5, or 6 independently selected R^4 substituents;

25

R^2 and R^3 are each independently selected from C_{1-6} alkyl, C_{1-6} haloalkyl, C_{2-6} alkenyl, C_{2-6} alkynyl, C_{3-7} cycloalkyl, phenyl, 4-7 membered heterocycloalkyl, and 5-6 membered heteroaryl, wherein said C_{1-6} alkyl, C_{1-6} haloalkyl, C_{2-6} alkenyl, C_{2-6} alkynyl, C_{3-7} cycloalkyl, phenyl, 4-7 membered heterocycloalkyl, and 5-6 membered heteroaryl are each optionally substituted by 1, 2, 3, or 4 independently selected R^G substituents;

or R^2 and R^3 , together with the carbon atom to which they are attached, form Ring **B**;

Ring **B** is a 3-7 membered cycloalkyl ring or a 4-7 membered heterocycloalkyl ring, each of which is optionally substituted by 1, 2, 3, or 4 independently selected R^G substituents;

each R^4 is independently selected from H, D, halo, CN, NO_2 , C_{1-6} alkyl, C_{2-6} alkenyl, C_{2-6} alkynyl, C_{1-6} haloalkyl, C_{3-10} cycloalkyl, 6-10 membered aryl, 4-10 membered heterocycloalkyl, 5-10 membered heteroaryl, C_{3-10} cycloalkyl- C_{1-4} alkyl, 6-10 membered aryl- C_{1-4} alkyl, 4-10 membered heterocycloalkyl- C_{1-4} alkyl, 5-10 membered heteroaryl- C_{1-4} alkyl, OR^{a4} , SR^{a4} , $NHOR^{a4}$, $C(O)R^{b4}$, $C(O)NR^{c4}R^{d4}$, $C(O)NR^{c4}(OR^{a4})$, $C(O)OR^{a4}$, $OC(O)R^{b4}$, $OC(O)NR^{c4}R^{d4}$, $NR^{c4}R^{d4}$, $NR^{c4}NR^{c4}R^{d4}$, $NR^{c4}C(O)R^{b4}$, $NR^{c4}C(O)OR^{a4}$, $NR^{c4}C(O)NR^{c4}R^{d4}$, $C(=NR^{e4})R^{b4}$, $C(=NR^{e4})NR^{c4}R^{d4}$, $NR^{c4}C(=NR^{e4})NR^{c4}R^{d4}$, $NR^{c4}C(=NR^{e4})R^{b4}$, $NR^{c4}S(O)NR^{c4}R^{d4}$, $NR^{c4}S(O)R^{b4}$, $NR^{c4}S(O)_2R^{b4}$, $NR^{c4}S(O)(=NR^{e4})R^{b4}$, $NR^{c4}S(O)_2NR^{c4}R^{d4}$, $S(O)R^{b4}$, $S(O)NR^{c4}R^{d4}$, $S(O)_2R^{b4}$, $S(O)_2NR^{c4}R^{d4}$, $OS(O)(=NR^{e4})R^{b4}$, $OS(O)_2R^{b4}$, $S(O)(=NR^{e4})R^{b4}$, SF_5 , $P(O)R^{f4}R^{g4}$, $OP(O)(OR^{h4})(OR^{i4})$, $P(O)(OR^{h4})(OR^{i4})$, and $BR^{j4}R^{k4}$, wherein said C_{1-6} alkyl, C_{2-6} alkenyl, C_{2-6} alkynyl, C_{1-6} haloalkyl, C_{3-10} cycloalkyl, 6-10 membered aryl, 4-10 membered heterocycloalkyl, 5-10 membered heteroaryl, C_{3-10} cycloalkyl- C_{1-4} alkyl, 6-10 membered aryl- C_{1-4} alkyl, 4-10 membered heterocycloalkyl- C_{1-4} alkyl, and 5-10 membered heteroaryl- C_{1-4} alkyl are each optionally substituted with 1, 2, 3, or 4 independently selected R^{4A} substituents;

each R^5 is independently selected from H, D, halo, CN, NO_2 , C_{1-6} alkyl, C_{2-6} alkenyl, C_{2-6} alkynyl, C_{1-6} haloalkyl, C_{3-10} cycloalkyl, 6-10 membered aryl, 4-10 membered heterocycloalkyl, 5-10 membered heteroaryl, C_{3-10} cycloalkyl- C_{1-4} alkyl, 6-10 membered aryl- C_{1-4} alkyl, 4-10 membered heterocycloalkyl- C_{1-4} alkyl, 5-10 membered heteroaryl- C_{1-4} alkyl, OR^{a5} , SR^{a5} , $NHOR^{a5}$, $C(O)R^{b5}$, $C(O)NR^{c5}R^{d5}$, $C(O)NR^{c5}(OR^{a5})$, $C(O)OR^{a5}$, $OC(O)R^{b5}$, $OC(O)NR^{c5}R^{d5}$, $NR^{c5}R^{d5}$, $NR^{c5}NR^{c5}R^{d5}$, $NR^{c5}C(O)R^{b5}$, $NR^{c5}C(O)OR^{a5}$, $NR^{c5}C(O)NR^{c5}R^{d5}$, $C(=NR^{e5})R^{b5}$, $C(=NR^{e5})NR^{c5}R^{d5}$,

- $\text{NR}^{\text{c5}}\text{C}(=\text{NR}^{\text{e5}})\text{NR}^{\text{c5}}\text{R}^{\text{d5}}$, $\text{NR}^{\text{c5}}\text{C}(=\text{NR}^{\text{e5}})\text{R}^{\text{b5}}$, $\text{NR}^{\text{c5}}\text{S}(\text{O})\text{NR}^{\text{c5}}\text{R}^{\text{d5}}$, $\text{NR}^{\text{c5}}\text{S}(\text{O})\text{R}^{\text{b5}}$,
 $\text{NR}^{\text{c5}}\text{S}(\text{O})_2\text{R}^{\text{b5}}$, $\text{NR}^{\text{c5}}\text{S}(\text{O})(=\text{NR}^{\text{e5}})\text{R}^{\text{b5}}$, $\text{NR}^{\text{c5}}\text{S}(\text{O})_2\text{NR}^{\text{c5}}\text{R}^{\text{d5}}$, $\text{S}(\text{O})\text{R}^{\text{b5}}$, $\text{S}(\text{O})\text{NR}^{\text{c5}}\text{R}^{\text{d5}}$,
 $\text{S}(\text{O})_2\text{R}^{\text{b5}}$, $\text{S}(\text{O})_2\text{NR}^{\text{c5}}\text{R}^{\text{d5}}$, $\text{OS}(\text{O})(=\text{NR}^{\text{e5}})\text{R}^{\text{b5}}$, $\text{OS}(\text{O})_2\text{R}^{\text{b5}}$, $\text{S}(\text{O})(=\text{NR}^{\text{e5}})\text{R}^{\text{b5}}$, SF_5 ,
 $\text{P}(\text{O})\text{R}^{\text{f5}}\text{R}^{\text{g5}}$, $\text{OP}(\text{O})(\text{OR}^{\text{h5}})(\text{OR}^{\text{i5}})$, $\text{P}(\text{O})(\text{OR}^{\text{h5}})(\text{OR}^{\text{i5}})$, and $\text{BR}^{\text{j5}}\text{R}^{\text{k5}}$, wherein said C_{1-6}
5 alkyl, C_{2-6} alkenyl, C_{2-6} alkynyl, C_{1-6} haloalkyl, C_{3-10} cycloalkyl, 6-10 membered aryl,
4-10 membered heterocycloalkyl, 5-10 membered heteroaryl, C_{3-10} cycloalkyl- C_{1-4}
alkyl, 6-10 membered aryl- C_{1-4} alkyl, 4-10 membered heterocycloalkyl- C_{1-4} alkyl, and
5-10 membered heteroaryl- C_{1-4} alkyl are each optionally substituted with 1, 2, 3, or 4
independently selected R^{5A} substituents;
- 10 each R^{4A} is independently selected from H, D, halo, CN, NO_2 , C_{1-6} alkyl, C_{2-6}
alkenyl, C_{2-6} alkynyl, C_{1-6} haloalkyl, C_{3-7} cycloalkyl, phenyl, 4-7 membered
heterocycloalkyl, 5-6 membered heteroaryl, C_{3-7} cycloalkyl- C_{1-4} alkyl, phenyl- C_{1-4}
alkyl, 4-7 membered heterocycloalkyl- C_{1-4} alkyl, 5-6 membered heteroaryl- C_{1-4} alkyl,
 OR^{a41} , SR^{a41} , NHOR^{a41} , $\text{C}(\text{O})\text{R}^{\text{b41}}$, $\text{C}(\text{O})\text{NR}^{\text{c41}}\text{R}^{\text{d41}}$, $\text{C}(\text{O})\text{NR}^{\text{c41}}(\text{OR}^{\text{a41}})$, $\text{C}(\text{O})\text{OR}^{\text{a41}}$,
15 $\text{OC}(\text{O})\text{R}^{\text{b41}}$, $\text{OC}(\text{O})\text{NR}^{\text{c41}}\text{R}^{\text{d41}}$, $\text{NR}^{\text{c41}}\text{R}^{\text{d41}}$, $\text{NR}^{\text{c41}}\text{NR}^{\text{c41}}\text{R}^{\text{d41}}$, $\text{NR}^{\text{c41}}\text{C}(\text{O})\text{R}^{\text{b41}}$,
 $\text{NR}^{\text{c41}}\text{C}(\text{O})\text{OR}^{\text{a41}}$, $\text{NR}^{\text{c41}}\text{C}(\text{O})\text{NR}^{\text{c41}}\text{R}^{\text{d41}}$, $\text{C}(=\text{NR}^{\text{e41}})\text{R}^{\text{b41}}$, $\text{C}(=\text{NR}^{\text{e41}})\text{NR}^{\text{c41}}\text{R}^{\text{d41}}$,
 $\text{NR}^{\text{c41}}\text{C}(=\text{NR}^{\text{e41}})\text{NR}^{\text{c41}}\text{R}^{\text{d41}}$, $\text{NR}^{\text{c41}}\text{C}(=\text{NR}^{\text{e41}})\text{R}^{\text{b41}}$, $\text{NR}^{\text{c41}}\text{S}(\text{O})\text{NR}^{\text{c41}}\text{R}^{\text{d41}}$,
 $\text{NR}^{\text{c41}}\text{S}(\text{O})\text{R}^{\text{b41}}$, $\text{NR}^{\text{c41}}\text{S}(\text{O})_2\text{R}^{\text{b41}}$, $\text{NR}^{\text{c41}}\text{S}(\text{O})(=\text{NR}^{\text{e41}})\text{R}^{\text{b41}}$, $\text{NR}^{\text{c41}}\text{S}(\text{O})_2\text{NR}^{\text{c41}}\text{R}^{\text{d41}}$,
 $\text{S}(\text{O})\text{R}^{\text{b41}}$, $\text{S}(\text{O})\text{NR}^{\text{c41}}\text{R}^{\text{d41}}$, $\text{S}(\text{O})_2\text{R}^{\text{b41}}$, $\text{S}(\text{O})_2\text{NR}^{\text{c41}}\text{R}^{\text{d41}}$, $\text{OS}(\text{O})(=\text{NR}^{\text{e41}})\text{R}^{\text{b41}}$,
20 $\text{OS}(\text{O})_2\text{R}^{\text{b41}}$, $\text{S}(\text{O})(=\text{NR}^{\text{e41}})\text{R}^{\text{b41}}$, SF_5 , $\text{P}(\text{O})\text{R}^{\text{f41}}\text{R}^{\text{g41}}$, $\text{OP}(\text{O})(\text{OR}^{\text{h41}})(\text{OR}^{\text{i41}})$,
 $\text{P}(\text{O})(\text{OR}^{\text{h41}})(\text{OR}^{\text{i41}})$, and $\text{BR}^{\text{j41}}\text{R}^{\text{k41}}$, wherein said C_{1-6} alkyl, C_{2-6} alkenyl, C_{2-6} alkynyl,
 C_{1-6} haloalkyl, C_{3-7} cycloalkyl, phenyl, 4-7 membered heterocycloalkyl, 5-6
membered heteroaryl, C_{3-7} cycloalkyl- C_{1-4} alkyl, phenyl- C_{1-4} alkyl, 4-7 membered
heterocycloalkyl- C_{1-4} alkyl, and 5-6 membered heteroaryl- C_{1-4} alkyl are each
25 optionally substituted with 1, 2, 3, or 4 independently selected R^{4B} substituents;
- each R^{4B} is independently selected from H, D, halo, CN, NO_2 , C_{1-6} alkyl, C_{2-6}
alkenyl, C_{2-6} alkynyl, C_{1-6} haloalkyl, C_{3-7} cycloalkyl, phenyl, 4-7 membered
heterocycloalkyl, 5-6 membered heteroaryl, C_{3-7} cycloalkyl- C_{1-4} alkyl, phenyl- C_{1-4}
alkyl, 4-7 membered heterocycloalkyl- C_{1-4} alkyl, 5-6 membered heteroaryl- C_{1-4} alkyl,
30 OR^{a42} , SR^{a42} , NHOR^{a42} , $\text{C}(\text{O})\text{R}^{\text{b42}}$, $\text{C}(\text{O})\text{NR}^{\text{c42}}\text{R}^{\text{d42}}$, $\text{C}(\text{O})\text{NR}^{\text{c42}}(\text{OR}^{\text{a42}})$, $\text{C}(\text{O})\text{OR}^{\text{a42}}$,
 $\text{OC}(\text{O})\text{R}^{\text{b42}}$, $\text{OC}(\text{O})\text{NR}^{\text{c42}}\text{R}^{\text{d42}}$, $\text{NR}^{\text{c42}}\text{R}^{\text{d42}}$, $\text{NR}^{\text{c42}}\text{NR}^{\text{c42}}\text{R}^{\text{d42}}$, $\text{NR}^{\text{c42}}\text{C}(\text{O})\text{R}^{\text{b42}}$,
 $\text{NR}^{\text{c42}}\text{C}(\text{O})\text{OR}^{\text{a42}}$, $\text{NR}^{\text{c42}}\text{C}(\text{O})\text{NR}^{\text{c42}}\text{R}^{\text{d42}}$, $\text{C}(=\text{NR}^{\text{e42}})\text{R}^{\text{b42}}$, $\text{C}(=\text{NR}^{\text{e42}})\text{NR}^{\text{c42}}\text{R}^{\text{d42}}$,
 $\text{NR}^{\text{c42}}\text{C}(=\text{NR}^{\text{e42}})\text{NR}^{\text{c42}}\text{R}^{\text{d42}}$, $\text{NR}^{\text{c42}}\text{C}(=\text{NR}^{\text{e42}})\text{R}^{\text{b42}}$, $\text{NR}^{\text{c42}}\text{S}(\text{O})\text{NR}^{\text{c42}}\text{R}^{\text{d42}}$,
 $\text{NR}^{\text{c42}}\text{S}(\text{O})\text{R}^{\text{b42}}$, $\text{NR}^{\text{c42}}\text{S}(\text{O})_2\text{R}^{\text{b42}}$, $\text{NR}^{\text{c42}}\text{S}(\text{O})(=\text{NR}^{\text{e42}})\text{R}^{\text{b42}}$, $\text{NR}^{\text{c42}}\text{S}(\text{O})_2\text{NR}^{\text{c42}}\text{R}^{\text{d42}}$,

$S(O)R^{b42}$, $S(O)NR^{c42}R^{d42}$, $S(O)_2R^{b42}$, $S(O)_2NR^{c42}R^{d42}$, $OS(O)(=NR^{e42})R^{b42}$,
 $OS(O)_2R^{b42}$, $S(O)(=NR^{e42})R^{b42}$, SF_5 , $P(O)R^{f42}R^{g42}$, $OP(O)(OR^{h42})(OR^{i42})$,
 $P(O)(OR^{h42})(OR^{i42})$, and $BR^{j42}R^{k42}$, wherein said C₁₋₆ alkyl, C₂₋₆ alkenyl, C₂₋₆ alkynyl,
 C₁₋₆ haloalkyl, C₃₋₇ cycloalkyl, phenyl, 4-7 membered heterocycloalkyl, 5-6

5 membered heteroaryl, C₃₋₇ cycloalkyl-C₁₋₄ alkyl, phenyl-C₁₋₄ alkyl, 4-7 membered heterocycloalkyl-C₁₋₄ alkyl, and 5-6 membered heteroaryl-C₁₋₄ alkyl are each optionally substituted with 1, 2, 3, or 4 independently selected R^G substituents;

each R^{5A} is independently selected from H, D, halo, CN, NO₂, C₁₋₆ alkyl, C₂₋₆ alkenyl, C₂₋₆ alkynyl, C₁₋₆ haloalkyl, C₃₋₇ cycloalkyl, phenyl, 4-7 membered

10 heterocycloalkyl, 5-6 membered heteroaryl, C₃₋₇ cycloalkyl-C₁₋₄ alkyl, phenyl-C₁₋₄ alkyl, 4-7 membered heterocycloalkyl-C₁₋₄ alkyl, 5-6 membered heteroaryl-C₁₋₄ alkyl, OR^{a51}, SR^{a51}, NHOR^{a51}, C(O)R^{b51}, C(O)NR^{c51}R^{d51}, C(O)NR^{c51}(OR^{a51}), C(O)OR^{a51}, OC(O)R^{b51}, OC(O)NR^{c51}R^{d51}, NR^{c51}R^{d51}, NR^{c51}NR^{c51}R^{d51}, NR^{c51}C(O)R^{b51}, NR^{c51}C(O)OR^{a51}, NR^{c51}C(O)NR^{c51}R^{d51}, C(=NR^{e51})R^{b51}, C(=NR^{e51})NR^{c51}R^{d51},
 15 NR^{c51}C(=NR^{e51})NR^{c51}R^{d51}, NR^{c51}C(=NR^{e51})R^{b51}, NR^{c51}S(O)NR^{c51}R^{d51}, NR^{c51}S(O)R^{b51}, NR^{c51}S(O)₂R^{b51}, NR^{c51}S(O)(=NR^{e51})R^{b51}, NR^{c51}S(O)₂NR^{c51}R^{d51}, S(O)R^{b51}, S(O)NR^{c51}R^{d51}, S(O)₂R^{b51}, S(O)₂NR^{c51}R^{d51}, OS(O)(=NR^{e51})R^{b51}, OS(O)₂R^{b51}, S(O)(=NR^{e51})R^{b51}, SF₅, P(O)R^{f51}R^{g51}, OP(O)(OR^{h51})(ORⁱ⁵¹), P(O)(OR^{h51})(ORⁱ⁵¹), and BR^{j51}R^{k51}, wherein said C₁₋₆ alkyl, C₂₋₆ alkenyl, C₂₋₆ alkynyl,
 20 C₁₋₆ haloalkyl, C₃₋₇ cycloalkyl, phenyl, 4-7 membered heterocycloalkyl, 5-6 membered heteroaryl, C₃₋₇ cycloalkyl-C₁₋₄ alkyl, phenyl-C₁₋₄ alkyl, 4-7 membered heterocycloalkyl-C₁₋₄ alkyl, and 5-6 membered heteroaryl-C₁₋₄ alkyl are each optionally substituted with 1, 2, 3, or 4 independently selected R^{5B} substituents;

each R^{5B} is independently selected from H, D, halo, CN, NO₂, C₁₋₆ alkyl, C₂₋₆ alkenyl, C₂₋₆ alkynyl, C₁₋₆ haloalkyl, C₃₋₇ cycloalkyl, phenyl, 4-7 membered

25 heterocycloalkyl, 5-6 membered heteroaryl, C₃₋₇ cycloalkyl-C₁₋₄ alkyl, phenyl-C₁₋₄ alkyl, 4-7 membered heterocycloalkyl-C₁₋₄ alkyl, 5-6 membered heteroaryl-C₁₋₄ alkyl, OR^{a52}, SR^{a52}, NHOR^{a52}, C(O)R^{b52}, C(O)NR^{c52}R^{d52}, C(O)NR^{c52}(OR^{a52}), C(O)OR^{a52}, OC(O)R^{b52}, OC(O)NR^{c52}R^{d52}, NR^{c52}R^{d52}, NR^{c52}NR^{c52}R^{d52}, NR^{c52}C(O)R^{b52}, NR^{c52}C(O)OR^{a52}, NR^{c52}C(O)NR^{c52}R^{d52}, C(=NR^{e52})R^{b52}, C(=NR^{e52})NR^{c52}R^{d52}, NR^{c52}C(=NR^{e52})NR^{c52}R^{d52}, NR^{c52}C(=NR^{e52})R^{b52}, NR^{c52}S(O)NR^{c52}R^{d52}, NR^{c52}S(O)R^{b52}, NR^{c52}S(O)₂R^{b52}, NR^{c52}S(O)(=NR^{e52})R^{b52}, NR^{c52}S(O)₂NR^{c52}R^{d52}, S(O)R^{b52}, S(O)NR^{c52}R^{d52}, S(O)₂R^{b52}, S(O)₂NR^{c52}R^{d52}, OS(O)(=NR^{e52})R^{b52}, OS(O)₂R^{b52}, S(O)(=NR^{e52})R^{b52}, SF₅, P(O)R^{f52}R^{g52}, OP(O)(OR^{h52})(ORⁱ⁵²),

$P(O)(OR^{h52})(OR^{i52})$, and $BR^{j52}R^{k52}$, wherein said C₁₋₆ alkyl, C₂₋₆ alkenyl, C₂₋₆ alkynyl, C₁₋₆ haloalkyl, C₃₋₇ cycloalkyl, phenyl, 4-7 membered heterocycloalkyl, 5-6 membered heteroaryl, C₃₋₇ cycloalkyl-C₁₋₄ alkyl, phenyl-C₁₋₄ alkyl, 4-7 membered heterocycloalkyl-C₁₋₄ alkyl, and 5-6 membered heteroaryl-C₁₋₄ alkyl are each

5 optionally substituted with 1, 2, 3, or 4 independently selected R^G substituents;

each R^{a4}, R^{c4}, and R^{d4} is independently selected from H, C₁₋₆ alkyl, C₁₋₆ haloalkyl, C₂₋₆ alkenyl, C₂₋₆ alkynyl, C₃₋₁₀ cycloalkyl, 6-10 membered aryl, 4-10 membered heterocycloalkyl, 5-10 membered heteroaryl, C₃₋₁₀ cycloalkyl-C₁₋₄ alkyl, 6-10 membered aryl-C₁₋₄ alkyl, 4-10 membered heterocycloalkyl-C₁₋₄ alkyl, and 5-10 membered heteroaryl-C₁₋₄ alkyl, wherein said C₁₋₆ alkyl, C₂₋₆ alkenyl, C₂₋₆ alkynyl, C₁₋₆ haloalkyl, C₃₋₁₀ cycloalkyl, 6-10 membered aryl, 4-10 membered heterocycloalkyl, 5-10 membered heteroaryl, C₃₋₁₀ cycloalkyl-C₁₋₄ alkyl, 6-10 membered aryl-C₁₋₄ alkyl, 4-10 membered heterocycloalkyl-C₁₋₄ alkyl, and 5-10 membered heteroaryl-C₁₋₄ alkyl are each optionally substituted with 1, 2, 3, or 4 independently selected R^{4A}

10 substituents;

or, any R^{c4} and R^{d4} attached to the same N atom, together with the N atom to which they are attached, form a 5- or 6-membered heteroaryl or a 4-10 membered heterocycloalkyl group, wherein the 5- or 6-membered heteroaryl and 4-10 membered heterocycloalkyl group are each optionally substituted with 1, 2, 3, or 4 independently

20 selected R^{4A} substituents;

each R^{b4} is independently selected from C₁₋₆ alkyl, C₁₋₆ haloalkyl, C₂₋₆ alkenyl, C₂₋₆ alkynyl, C₃₋₁₀ cycloalkyl, 6-10 membered aryl, 4-10 membered heterocycloalkyl, 5-10 membered heteroaryl, C₃₋₁₀ cycloalkyl-C₁₋₄ alkyl, 6-10 membered aryl-C₁₋₄ alkyl, 4-10 membered heterocycloalkyl-C₁₋₄ alkyl, and 5-10 membered heteroaryl-C₁₋₄ alkyl,

25 which are each optionally substituted with 1, 2, 3, or 4 independently selected R^{4A} substituents;

each R^{e4} is independently selected from H, OH, CN, C₁₋₆ alkyl, C₁₋₆ alkoxy, C₁₋₆ haloalkyl, C₁₋₆ haloalkoxy, C₂₋₆ alkenyl, C₂₋₆ alkynyl, C₃₋₁₀ cycloalkyl, 6-10 membered aryl, 4-10 membered heterocycloalkyl, 5-10 membered heteroaryl, C₃₋₁₀

30 cycloalkyl-C₁₋₄ alkyl, 6-10 membered aryl-C₁₋₄ alkyl, 4-10 membered heterocycloalkyl-C₁₋₄ alkyl, and 5-10 membered heteroaryl-C₁₋₄ alkyl;

each R^{f4} and R^{g4} are independently selected from H, C₁₋₆ alkyl, C₁₋₆ alkoxy, C₁₋₆ haloalkyl, C₁₋₆ haloalkoxy, C₂₋₆ alkenyl, C₂₋₆ alkynyl, C₃₋₁₀ cycloalkyl, 6-10 membered aryl, 4-10 membered heterocycloalkyl, 5-10 membered heteroaryl, C₃₋₁₀

cycloalkyl-C₁₋₄ alkyl, 6-10 membered aryl-C₁₋₄ alkyl, 4-10 membered heterocycloalkyl-C₁₋₄ alkyl, and 5-10 membered heteroaryl-C₁₋₄ alkyl;

each R^{h4} and Rⁱ⁴ is independently selected from H, C₁₋₆ alkyl, C₁₋₆ haloalkyl, C₂₋₆ alkenyl, C₂₋₆ alkynyl, C₃₋₁₀ cycloalkyl, 6-10 membered aryl, 4-10 membered heterocycloalkyl, 5-10 membered heteroaryl, C₃₋₁₀ cycloalkyl-C₁₋₄ alkyl, 6-10 membered aryl-C₁₋₄ alkyl, 4-10 membered heterocycloalkyl-C₁₋₄ alkyl, and 5-10 membered heteroaryl-C₁₋₄ alkyl;

each R^{j4} and R^{k4} is independently selected from OH, C₁₋₆ alkoxy, and C₁₋₆ haloalkoxy;

or any R^{j4} and R^{k4} attached to the same B atom, together with the B atom to which they are attached, form a 5- or 6-membered heterocycloalkyl group optionally substituted with 1, 2, 3, or 4 substituents independently selected from C₁₋₆ alkyl and C₁₋₆ haloalkyl;

each R^{a41}, R^{c41}, and R^{d41} is independently selected from H, C₁₋₆ alkyl, C₁₋₆ haloalkyl, C₂₋₆ alkenyl, C₂₋₆ alkynyl, C₃₋₇ cycloalkyl, phenyl, 4-7 membered heterocycloalkyl, 5-6 membered heteroaryl, C₃₋₇ cycloalkyl-C₁₋₄ alkyl, phenyl-C₁₋₄ alkyl, 4-7 membered heterocycloalkyl-C₁₋₄ alkyl, and 5-6 membered heteroaryl-C₁₋₄ alkyl, wherein said C₁₋₆ alkyl, C₂₋₆ alkenyl, C₂₋₆ alkynyl, C₁₋₆ haloalkyl, C₃₋₇ cycloalkyl, phenyl, 4-7 membered heterocycloalkyl, 5-6 membered heteroaryl, C₃₋₇ cycloalkyl-C₁₋₄ alkyl, phenyl-C₁₋₄ alkyl, 4-7 membered heterocycloalkyl-C₁₋₄ alkyl, and 5-6 membered heteroaryl-C₁₋₄ alkyl are each optionally substituted with 1, 2, 3, or 4 independently selected R^{4B} substituents;

or, any R^{c41} and R^{d41} attached to the same N atom, together with the N atom to which they are attached, form a 5- or 6-membered heteroaryl or a 4-7 membered heterocycloalkyl group, wherein the 5- or 6-membered heteroaryl and 4-7 membered heterocycloalkyl group are each optionally substituted with 1, 2, 3, or 4 independently selected R^{4B} substituents;

each R^{b41} is independently selected from C₁₋₆ alkyl, C₁₋₆ haloalkyl, C₂₋₆ alkenyl, C₂₋₆ alkynyl, C₃₋₇ cycloalkyl, phenyl, 4-7 membered heterocycloalkyl, 5-6 membered heteroaryl, C₃₋₇ cycloalkyl-C₁₋₄ alkyl, phenyl-C₁₋₄ alkyl, 4-7 membered heterocycloalkyl-C₁₋₄ alkyl, and 5-6 membered heteroaryl-C₁₋₄ alkyl, which are each optionally substituted with 1, 2, 3, or 4 independently selected R^{4B} substituents;

each R^{e41} is independently selected from H, OH, CN, C₁₋₆ alkyl, C₁₋₆ alkoxy, C₁₋₆ haloalkyl, C₁₋₆ haloalkoxy, C₂₋₆ alkenyl, C₂₋₆ alkynyl, C₃₋₇ cycloalkyl, phenyl, 4-7

membered heterocycloalkyl, 5-6 membered heteroaryl, C₃₋₇ cycloalkyl-C₁₋₄ alkyl, phenyl-C₁₋₄ alkyl, 4-7 membered heterocycloalkyl-C₁₋₄ alkyl, and 5-6 membered heteroaryl-C₁₋₄ alkyl;

each R^{f41} and R^{g41} are independently selected from H, C₁₋₆ alkyl, C₁₋₆ alkoxy, C₁₋₆ haloalkyl, C₁₋₆ haloalkoxy, C₂₋₆ alkenyl, C₂₋₆ alkynyl, C₃₋₇ cycloalkyl, phenyl, 4-7 membered heterocycloalkyl, 5-6 membered heteroaryl, C₃₋₇ cycloalkyl-C₁₋₄ alkyl, phenyl-C₁₋₄ alkyl, 4-7 membered heterocycloalkyl-C₁₋₄ alkyl, and 5-6 membered heteroaryl-C₁₋₄ alkyl;

each R^{h41} and Rⁱ⁴¹ is independently selected from H, C₁₋₆ alkyl, C₁₋₆ haloalkyl, C₂₋₆ alkenyl, C₂₋₆ alkynyl, C₃₋₇ cycloalkyl, phenyl, 4-7 membered heterocycloalkyl, 5-6 membered heteroaryl, C₃₋₇ cycloalkyl-C₁₋₄ alkyl, phenyl-C₁₋₄ alkyl, 4-7 membered heterocycloalkyl-C₁₋₄ alkyl, and 5-6 membered heteroaryl-C₁₋₄ alkyl;

each R^{j41} and R^{k41} is independently selected from OH, C₁₋₆ alkoxy, and C₁₋₆ haloalkoxy;

or any R^{j41} and R^{k41} attached to the same B atom, together with the B atom to which they are attached, form a 5- or 6-membered heterocycloalkyl group optionally substituted with 1, 2, 3, or 4 substituents independently selected from C₁₋₆ alkyl and C₁₋₆ haloalkyl;

each R^{a42}, R^{c42}, and R^{d42} is independently selected from H, C₁₋₆ alkyl, C₁₋₆ haloalkyl, C₂₋₆ alkenyl, C₂₋₆ alkynyl, C₃₋₇ cycloalkyl, phenyl, 4-7 membered heterocycloalkyl, 5-6 membered heteroaryl, C₃₋₇ cycloalkyl-C₁₋₄ alkyl, phenyl-C₁₋₄ alkyl, 4-7 membered heterocycloalkyl-C₁₋₄ alkyl, and 5-6 membered heteroaryl-C₁₋₄ alkyl, wherein said C₁₋₆ alkyl, C₂₋₆ alkenyl, C₂₋₆ alkynyl, C₁₋₆ haloalkyl, C₃₋₇ cycloalkyl, phenyl, 4-7 membered heterocycloalkyl, 5-6 membered heteroaryl, C₃₋₇ cycloalkyl-C₁₋₄ alkyl, phenyl-C₁₋₄ alkyl, 4-7 membered heterocycloalkyl-C₁₋₄ alkyl, and 5-6 membered heteroaryl-C₁₋₄ alkyl are each optionally substituted with 1, 2, 3, or 4 independently selected R^G substituents;

or, any R^{c42} and R^{d42} attached to the same N atom, together with the N atom to which they are attached, form a 5- or 6-membered heteroaryl or a 4-7 membered heterocycloalkyl group, wherein the 5- or 6-membered heteroaryl and 4-7 membered heterocycloalkyl group are each optionally substituted with 1, 2, 3, or 4 independently selected R^G substituents;

each R^{b42} is independently selected from C₁₋₆ alkyl, C₁₋₆ haloalkyl, C₂₋₆ alkenyl, C₂₋₆ alkynyl, C₃₋₇ cycloalkyl, phenyl, 4-7 membered heterocycloalkyl, 5-6

membered heteroaryl, C₃₋₇ cycloalkyl-C₁₋₄ alkyl, phenyl-C₁₋₄ alkyl, 4-7 membered heterocycloalkyl-C₁₋₄ alkyl, and 5-6 membered heteroaryl-C₁₋₄ alkyl, which are each optionally substituted with 1, 2, 3, or 4 independently selected R^G substituents;

each R^{e42} is independently selected from H, OH, CN, C₁₋₆ alkyl, C₁₋₆ alkoxy, C₁₋₆ haloalkyl, C₁₋₆ haloalkoxy, C₂₋₆ alkenyl, C₂₋₆ alkynyl, C₃₋₇ cycloalkyl, phenyl, 4-7 membered heterocycloalkyl, 5-6 membered heteroaryl, C₃₋₇ cycloalkyl-C₁₋₄ alkyl, phenyl-C₁₋₄ alkyl, 4-7 membered heterocycloalkyl-C₁₋₄ alkyl, and 5-6 membered heteroaryl-C₁₋₄ alkyl;

each R^{f42} and R^{g42} are independently selected from H, C₁₋₆ alkyl, C₁₋₆ alkoxy, C₁₋₆ haloalkyl, C₁₋₆ haloalkoxy, C₂₋₆ alkenyl, C₂₋₆ alkynyl, C₃₋₇ cycloalkyl, phenyl, 4-7 membered heterocycloalkyl, 5-6 membered heteroaryl, C₃₋₇ cycloalkyl-C₁₋₄ alkyl, phenyl-C₁₋₄ alkyl, 4-7 membered heterocycloalkyl-C₁₋₄ alkyl, and 5-6 membered heteroaryl-C₁₋₄ alkyl;

each R^{h42} and Rⁱ⁴² is independently selected from H, C₁₋₆ alkyl, C₁₋₆ haloalkyl, C₂₋₆ alkenyl, C₂₋₆ alkynyl, C₃₋₇ cycloalkyl, phenyl, 4-7 membered heterocycloalkyl, 5-6 membered heteroaryl, C₃₋₇ cycloalkyl-C₁₋₄ alkyl, phenyl-C₁₋₄ alkyl, 4-7 membered heterocycloalkyl-C₁₋₄ alkyl, and 5-6 membered heteroaryl-C₁₋₄ alkyl;

each R^{j42} and R^{k42} is independently selected from OH, C₁₋₆ alkoxy, and C₁₋₆ haloalkoxy;

or any R^{j42} and R^{k42} attached to the same B atom, together with the B atom to which they are attached, form a 5- or 6-membered heterocycloalkyl group optionally substituted with 1, 2, 3, or 4 substituents independently selected from C₁₋₆ alkyl and C₁₋₆ haloalkyl;

each R^{a5}, R^{c5}, and R^{d5} is independently selected from H, C₁₋₆ alkyl, C₁₋₆ haloalkyl, C₂₋₆ alkenyl, C₂₋₆ alkynyl, C₃₋₁₀ cycloalkyl, 6-10 membered aryl, 4-10 membered heterocycloalkyl, 5-10 membered heteroaryl, C₃₋₁₀ cycloalkyl-C₁₋₄ alkyl, 6-10 membered aryl-C₁₋₄ alkyl, 4-10 membered heterocycloalkyl-C₁₋₄ alkyl, and 5-10 membered heteroaryl-C₁₋₄ alkyl, wherein said C₁₋₆ alkyl, C₂₋₆ alkenyl, C₂₋₆ alkynyl, C₁₋₆ haloalkyl, C₃₋₁₀ cycloalkyl, 6-10 membered aryl, 4-10 membered heterocycloalkyl, 5-10 membered heteroaryl, C₃₋₁₀ cycloalkyl-C₁₋₄ alkyl, 6-10 membered aryl-C₁₋₄ alkyl, 4-10 membered heterocycloalkyl-C₁₋₄ alkyl, and 5-10 membered heteroaryl-C₁₋₄ alkyl are each optionally substituted with 1, 2, 3, or 4 independently selected R^{5A} substituents;

or, any R^{c5} and R^{d5} attached to the same N atom, together with the N atom to which they are attached, form a 5- or 6-membered heteroaryl or a 4-10 membered heterocycloalkyl group, wherein the 5- or 6-membered heteroaryl and 4-10 membered heterocycloalkyl group are each optionally substituted with 1, 2, 3, or 4 independently selected R^{5A} substituents;

each R^{b5} is independently selected from C_{1-6} alkyl, C_{1-6} haloalkyl, C_{2-6} alkenyl, C_{2-6} alkynyl, C_{3-10} cycloalkyl, 6-10 membered aryl, 4-10 membered heterocycloalkyl, 5-10 membered heteroaryl, C_{3-10} cycloalkyl- C_{1-4} alkyl, 6-10 membered aryl- C_{1-4} alkyl, 4-10 membered heterocycloalkyl- C_{1-4} alkyl, and 5-10 membered heteroaryl- C_{1-4} alkyl, which are each optionally substituted with 1, 2, 3, or 4 independently selected R^{5A} substituents;

each R^{e5} is independently selected from H, OH, CN, C_{1-6} alkyl, C_{1-6} alkoxy, C_{1-6} haloalkyl, C_{1-6} haloalkoxy, C_{2-6} alkenyl, C_{2-6} alkynyl, C_{3-10} cycloalkyl, 6-10 membered aryl, 4-10 membered heterocycloalkyl, 5-10 membered heteroaryl, C_{3-10} cycloalkyl- C_{1-4} alkyl, 6-10 membered aryl- C_{1-4} alkyl, 4-10 membered heterocycloalkyl- C_{1-4} alkyl, and 5-10 membered heteroaryl- C_{1-4} alkyl;

each R^{f5} and R^{g5} are independently selected from H, C_{1-6} alkyl, C_{1-6} alkoxy, C_{1-6} haloalkyl, C_{1-6} haloalkoxy, C_{2-6} alkenyl, C_{2-6} alkynyl, C_{3-10} cycloalkyl, 6-10 membered aryl, 4-10 membered heterocycloalkyl, 5-10 membered heteroaryl, C_{3-10} cycloalkyl- C_{1-4} alkyl, 6-10 membered aryl- C_{1-4} alkyl, 4-10 membered heterocycloalkyl- C_{1-4} alkyl, and 5-10 membered heteroaryl- C_{1-4} alkyl;

each R^{h5} and R^{i5} is independently selected from H, C_{1-6} alkyl, C_{1-6} haloalkyl, C_{2-6} alkenyl, C_{2-6} alkynyl, C_{3-10} cycloalkyl, 6-10 membered aryl, 4-10 membered heterocycloalkyl, 5-10 membered heteroaryl, C_{3-10} cycloalkyl- C_{1-4} alkyl, 6-10 membered aryl- C_{1-4} alkyl, 4-10 membered heterocycloalkyl- C_{1-4} alkyl, and 5-10 membered heteroaryl- C_{1-4} alkyl;

each R^{j5} and R^{k5} is independently selected from OH, C_{1-6} alkoxy, and C_{1-6} haloalkoxy;

or any R^{i5} and R^{k5} attached to the same B atom, together with the B atom to which they are attached, form a 5- or 6-membered heterocycloalkyl group optionally substituted with 1, 2, 3, or 4 substituents independently selected from C_{1-6} alkyl and C_{1-6} haloalkyl;

each R^{a51} , R^{c51} , and R^{d51} is independently selected from H, C_{1-6} alkyl, C_{1-6} haloalkyl, C_{2-6} alkenyl, C_{2-6} alkynyl, C_{3-7} cycloalkyl, phenyl, 4-7 membered

heterocycloalkyl, 5-6 membered heteroaryl, C₃₋₇ cycloalkyl-C₁₋₄ alkyl, phenyl-C₁₋₄ alkyl, 4-7 membered heterocycloalkyl-C₁₋₄ alkyl, and 5-6 membered heteroaryl-C₁₋₄ alkyl, wherein said C₁₋₆ alkyl, C₂₋₆ alkenyl, C₂₋₆ alkynyl, C₁₋₆ haloalkyl, C₃₋₇ cycloalkyl, phenyl, 4-7 membered heterocycloalkyl, 5-6 membered heteroaryl, C₃₋₇ cycloalkyl-C₁₋₄ alkyl, phenyl-C₁₋₄ alkyl, 4-7 membered heterocycloalkyl-C₁₋₄ alkyl, and 5-6 membered heteroaryl-C₁₋₄ alkyl are each optionally substituted with 1, 2, 3, or 4 independently selected R^{5B} substituents;

or, any R^{c51} and R^{d51} attached to the same N atom, together with the N atom to which they are attached, form a 5- or 6-membered heteroaryl or a 4-7 membered heterocycloalkyl group, wherein the 5- or 6-membered heteroaryl and 4-7 membered heterocycloalkyl group are each optionally substituted with 1, 2, 3, or 4 independently selected R^{5B} substituents;

each R^{b51} is independently selected from C₁₋₆ alkyl, C₁₋₆ haloalkyl, C₂₋₆ alkenyl, C₂₋₆ alkynyl, C₃₋₇ cycloalkyl, phenyl, 4-7 membered heterocycloalkyl, 5-6 membered heteroaryl, C₃₋₇ cycloalkyl-C₁₋₄ alkyl, phenyl-C₁₋₄ alkyl, 4-7 membered heterocycloalkyl-C₁₋₄ alkyl, and 5-6 membered heteroaryl-C₁₋₄ alkyl, which are each optionally substituted with 1, 2, 3, or 4 independently selected R^{5B} substituents;

each R^{e51} is independently selected from H, OH, CN, C₁₋₆ alkyl, C₁₋₆ alkoxy, C₁₋₆ haloalkyl, C₁₋₆ haloalkoxy, C₂₋₆ alkenyl, C₂₋₆ alkynyl, C₃₋₇ cycloalkyl, phenyl, 4-7 membered heterocycloalkyl, 5-6 membered heteroaryl, C₃₋₇ cycloalkyl-C₁₋₄ alkyl, phenyl-C₁₋₄ alkyl, 4-7 membered heterocycloalkyl-C₁₋₄ alkyl, and 5-6 membered heteroaryl-C₁₋₄ alkyl;

each R^{f51} and R^{g51} are independently selected from H, C₁₋₆ alkyl, C₁₋₆ alkoxy, C₁₋₆ haloalkyl, C₁₋₆ haloalkoxy, C₂₋₆ alkenyl, C₂₋₆ alkynyl, C₃₋₇ cycloalkyl, phenyl, 4-7 membered heterocycloalkyl, 5-6 membered heteroaryl, C₃₋₇ cycloalkyl-C₁₋₄ alkyl, phenyl-C₁₋₄ alkyl, 4-7 membered heterocycloalkyl-C₁₋₄ alkyl, and 5-6 membered heteroaryl-C₁₋₄ alkyl;

each R^{h51} and Rⁱ⁵¹ is independently selected from H, C₁₋₆ alkyl, C₁₋₆ haloalkyl, C₂₋₆ alkenyl, C₂₋₆ alkynyl, C₃₋₇ cycloalkyl, phenyl, 4-7 membered heterocycloalkyl, 5-6 membered heteroaryl, C₃₋₇ cycloalkyl-C₁₋₄ alkyl, phenyl-C₁₋₄ alkyl, 4-7 membered heterocycloalkyl-C₁₋₄ alkyl, and 5-6 membered heteroaryl-C₁₋₄ alkyl;

each R^{j51} and R^{k51} is independently selected from OH, C₁₋₆ alkoxy, and C₁₋₆ haloalkoxy;

or any R^{j51} and R^{k51} attached to the same B atom, together with the B atom to which they are attached, form a 5- or 6-membered heterocycloalkyl group optionally substituted with 1, 2, 3, or 4 substituents independently selected from C_{1-6} alkyl and C_{1-6} haloalkyl;

5 each R^{a52} , R^{c52} , and R^{d52} is independently selected from H, C_{1-6} alkyl, C_{1-6} haloalkyl, C_{2-6} alkenyl, C_{2-6} alkynyl, C_{3-7} cycloalkyl, phenyl, 4-7 membered heterocycloalkyl, 5-6 membered heteroaryl, C_{3-7} cycloalkyl- C_{1-4} alkyl, phenyl- C_{1-4} alkyl, 4-7 membered heterocycloalkyl- C_{1-4} alkyl, and 5-6 membered heteroaryl- C_{1-4} alkyl, wherein said C_{1-6} alkyl, C_{2-6} alkenyl, C_{2-6} alkynyl, C_{1-6} haloalkyl, C_{3-7} cycloalkyl, phenyl, 4-7 membered heterocycloalkyl, 5-6 membered heteroaryl, C_{3-7} cycloalkyl- C_{1-4} alkyl, phenyl- C_{1-4} alkyl, 4-7 membered heterocycloalkyl- C_{1-4} alkyl, and 5-6 membered heteroaryl- C_{1-4} alkyl are each optionally substituted with 1, 2, 3, or 4 independently selected R^G substituents;

15 or, any R^{c52} and R^{d52} attached to the same N atom, together with the N atom to which they are attached, form a 5- or 6-membered heteroaryl or a 4-7 membered heterocycloalkyl group, wherein the 5- or 6-membered heteroaryl and 4-7 membered heterocycloalkyl group are each optionally substituted with 1, 2, 3, or 4 independently selected R^G substituents;

20 each R^{b52} is independently selected from C_{1-6} alkyl, C_{1-6} haloalkyl, C_{2-6} alkenyl, C_{2-6} alkynyl, C_{3-7} cycloalkyl, phenyl, 4-7 membered heterocycloalkyl, 5-6 membered heteroaryl, C_{3-7} cycloalkyl- C_{1-4} alkyl, phenyl- C_{1-4} alkyl, 4-7 membered heterocycloalkyl- C_{1-4} alkyl, and 5-6 membered heteroaryl- C_{1-4} alkyl, which are each optionally substituted with 1, 2, 3, or 4 independently selected R^G substituents;

25 each R^{e52} is independently selected from H, OH, CN, C_{1-6} alkyl, C_{1-6} alkoxy, C_{1-6} haloalkyl, C_{1-6} haloalkoxy, C_{2-6} alkenyl, C_{2-6} alkynyl, C_{3-7} cycloalkyl, phenyl, 4-7 membered heterocycloalkyl, 5-6 membered heteroaryl, C_{3-7} cycloalkyl- C_{1-4} alkyl, phenyl- C_{1-4} alkyl, 4-7 membered heterocycloalkyl- C_{1-4} alkyl, and 5-6 membered heteroaryl- C_{1-4} alkyl;

30 each R^{f52} and R^{g52} are independently selected from H, C_{1-6} alkyl, C_{1-6} alkoxy, C_{1-6} haloalkyl, C_{1-6} haloalkoxy, C_{2-6} alkenyl, C_{2-6} alkynyl, C_{3-7} cycloalkyl, phenyl, 4-7 membered heterocycloalkyl, 5-6 membered heteroaryl, C_{3-7} cycloalkyl- C_{1-4} alkyl, phenyl- C_{1-4} alkyl, 4-7 membered heterocycloalkyl- C_{1-4} alkyl, and 5-6 membered heteroaryl- C_{1-4} alkyl;

each R^{h52} and R^{i52} is independently selected from H, C₁₋₆ alkyl, C₁₋₆ haloalkyl, C₂₋₆ alkenyl, C₂₋₆ alkynyl, C₃₋₇ cycloalkyl, phenyl, 4-7 membered heterocycloalkyl, 5-6 membered heteroaryl, C₃₋₇ cycloalkyl-C₁₋₄ alkyl, phenyl-C₁₋₄ alkyl, 4-7 membered heterocycloalkyl-C₁₋₄ alkyl, and 5-6 membered heteroaryl-C₁₋₄ alkyl;

5 each R^{j52} and R^{k52} is independently selected from OH, C₁₋₆ alkoxy, and C₁₋₆ haloalkoxy;

or any R^{i52} and R^{k52} attached to the same B atom, together with the B atom to which they are attached, form a 5- or 6-membered heterocycloalkyl group optionally substituted with 1, 2, 3, or 4 substituents independently selected from C₁₋₆ alkyl and
10 C₁₋₆ haloalkyl; and

each R^G is independently selected from H, D, OH, NO₂, CN, halo, C₁₋₃ alkyl, C₂₋₃ alkenyl, C₂₋₃ alkynyl, C₁₋₃ haloalkyl, cyano-C₁₋₃ alkyl, HO-C₁₋₃ alkyl, C₁₋₃ alkoxy-C₁₋₃ alkyl, C₃₋₇ cycloalkyl, C₁₋₃ alkoxy, C₁₋₃ haloalkoxy, amino, C₁₋₃ alkylamino, di(C₁₋₃ alkyl)amino, thio, C₁₋₃ alkylthio, C₁₋₃ alkylsulfinyl, C₁₋₃ alkylsulfonyl, carbamyl, C₁₋₃ alkylcarbamyl, di(C₁₋₃ alkyl)carbamyl, carboxy, C₁₋₃ alkylcarbonyl, C₁₋₃ alkoxy-carbonyl, C₁₋₃ alkylcarbonyloxy, C₁₋₃ alkylcarbonylamino, C₁₋₃ alkoxy-carbonylamino, C₁₋₃ alkylaminocarbonyloxy, C₁₋₃ alkylsulfonylamino, aminosulfonyl, C₁₋₃ alkylaminosulfonyl, di(C₁₋₃ alkyl)aminosulfonyl, aminosulfonylamino, C₁₋₃ alkylaminosulfonylamino, di(C₁₋₃ alkyl)aminosulfonylamino, aminocarbonylamino, C₁₋₃ alkylaminocarbonylamino, and
20 di(C₁₋₃ alkyl)aminocarbonylamino.

In some embodiments, R^1 is selected from C₁₋₆ alkyl, C₁₋₆ haloalkyl, C₃₋₁₀ cycloalkyl, 6-10 membered aryl, 4-10 membered heterocycloalkyl, 5-10 membered heteroaryl, C₃₋₁₀ cycloalkyl-C₁₋₄ alkyl, 6-10 membered aryl-C₁₋₄ alkyl, 4-10 membered heterocycloalkyl-C₁₋₄ alkyl, and 5-10 membered heteroaryl-C₁₋₄ alkyl, each of which is optionally substituted by 1, 2, 3, 4, 5, or 6 independently selected R^4 substituents.

In some embodiments, R^1 is selected from C₁₋₆ alkyl, C₁₋₆ haloalkyl, C₃₋₇ cycloalkyl, phenyl, 4-10 membered heterocycloalkyl, 5-6 membered heteroaryl, C₃₋₇ cycloalkyl-C₁₋₄ alkyl, phenyl-C₁₋₄ alkyl, 4-10 membered heterocycloalkyl-C₁₋₄ alkyl, and 5-6 membered heteroaryl-C₁₋₄ alkyl, each of which is optionally substituted by 1, 2, or 3 independently selected R^4 substituents.
30

In some embodiments, R^1 is selected from C₁₋₆ alkyl, C₁₋₆ haloalkyl, C₃₋₇ cycloalkyl, phenyl, 4-7 membered heterocycloalkyl, 5-6 membered heteroaryl, C₃₋₇ cycloalkyl-C₁₋₄ alkyl, phenyl-C₁₋₄ alkyl, 4-7 membered heterocycloalkyl-C₁₋₄ alkyl,

and 5-6 membered heteroaryl-C₁₋₄ alkyl, each of which is optionally substituted by 1, 2, 3, or 4 independently selected R⁴ substituents.

In some embodiments, R¹ is selected from C₁₋₆ haloalkyl, C₃₋₇ cycloalkyl, phenyl, 4-7 membered heterocycloalkyl, and 5-6 membered heteroaryl, each of which is optionally substituted by 1, 2, 3, or 4 independently selected R⁴ substituents.

In some embodiments, R¹ is selected from C₁₋₆ alkyl, C₁₋₆ haloalkyl, C₃₋₇ cycloalkyl, C₃₋₇ cycloalkyl-C₁₋₃ alkyl, phenyl, 4-10 membered heterocycloalkyl, and 5-6 membered heteroaryl, each of which is optionally substituted by 1 or 2 independently selected R⁴ substituents.

In some embodiments, R¹ is selected from C₁₋₆ haloalkyl, C₃₋₇ cycloalkyl, and phenyl, each of which is optionally substituted by 1 or 2 independently selected R⁴ substituents.

In some embodiments, R¹ is selected from 1,1-difluorobutan-2-yl, cyclopentyl, 2-methylcyclopentyl, 3-hydroxycyclohexyl, 2-hydroxy-2-methylcyclopentyl, 2-methylphenyl, 2-chloro-5-fluorophenyl, 1,5-dimethyl-1*H*-pyrazol-4-yl, 7-chloro-1,2,3,4-tetrahydroisoquinolin-6-yl, and 1-cyclopropylethyl.

In some embodiments, R¹ is selected from cyclopentyl, 2-methylcyclopentyl, 2-methylphenyl, and 1,1-difluorobutan-2-yl.

In some embodiments, each R⁴ is independently selected from D, halo, CN, NO₂, C₁₋₆ alkyl, C₂₋₆ alkenyl, C₂₋₆ alkynyl, C₁₋₆ haloalkyl, C₃₋₇ cycloalkyl, phenyl, 4-7 membered heterocycloalkyl, 5-6 membered heteroaryl, C₃₋₇ cycloalkyl-C₁₋₄ alkyl, phenyl-C₁₋₄ alkyl, 4-7 membered heterocycloalkyl-C₁₋₄ alkyl, 5-6 membered heteroaryl-C₁₋₄ alkyl, OR^{a4}, SR^{a4}, C(O)R^{b4}, C(O)NR^{c4}R^{d4}, C(O)OR^{a4}, OC(O)R^{b4}, OC(O)NR^{c4}R^{d4}, NR^{c4}R^{d4}, NR^{c4}C(O)R^{b4}, NR^{c4}C(O)OR^{a4}, NR^{c4}C(O)NR^{c4}R^{d4}, NR^{c4}S(O)₂R^{b4}, NR^{c4}S(O)₂NR^{c4}R^{d4}, S(O)₂R^{b4}, and S(O)₂NR^{c4}R^{d4}, wherein said C₁₋₆ alkyl, C₂₋₆ alkenyl, C₂₋₆ alkynyl, C₁₋₆ haloalkyl, C₃₋₇ cycloalkyl, phenyl, 4-7 membered heterocycloalkyl, 5-6 membered heteroaryl, C₃₋₇ cycloalkyl-C₁₋₄ alkyl, phenyl-C₁₋₄ alkyl, 4-7 membered heterocycloalkyl-C₁₋₄ alkyl, and 5-6 membered heteroaryl-C₁₋₄ alkyl are each optionally substituted with 1, 2, 3, or 4 independently selected R^{4A} substituents.

In some embodiments, each R⁴ is independently selected from halo, CN, C₁₋₆ alkyl, C₂₋₆ alkenyl, C₂₋₆ alkynyl, C₁₋₆ haloalkyl, OR^{a4}, C(O)R^{b4}, C(O)NR^{c4}R^{d4}, C(O)OR^{a4}, OC(O)R^{b4}, OC(O)NR^{c4}R^{d4}, NR^{c4}R^{d4}, NR^{c4}C(O)R^{b4}, NR^{c4}C(O)OR^{a4}, NR^{c4}C(O)NR^{c4}R^{d4}, NR^{c4}S(O)₂R^{b4}, NR^{c4}S(O)₂NR^{c4}R^{d4}, S(O)₂R^{b4}, and S(O)₂NR^{c4}R^{d4},

wherein said C₁₋₆ alkyl, C₂₋₆ alkenyl, C₂₋₆ alkynyl, and C₁₋₆ haloalkyl are each optionally substituted with 1, 2, 3, or 4 independently selected R^{4A} substituents.

In some embodiments, each R⁴ is independently selected from halo, CN, C₁₋₆ alkyl, C₂₋₆ alkenyl, C₂₋₆ alkynyl, C₁₋₆ haloalkyl, OR^{a4}, C(O)R^{b4}, C(O)NR^{c4}R^{d4},
 5 C(O)OR^{a4}, OC(O)R^{b4}, OC(O)NR^{c4}R^{d4}, NR^{c4}R^{d4}, NR^{c4}C(O)R^{b4}, NR^{c4}C(O)OR^{a4},
 NR^{c4}C(O)NR^{c4}R^{d4}, NR^{c4}S(O)₂R^{b4}, NR^{c4}S(O)₂NR^{c4}R^{d4}, S(O)₂R^{b4}, and S(O)₂NR^{c4}R^{d4}.

In some embodiments, each R⁴ is independently selected from halo, CN, C₁₋₆ alkyl, C₁₋₆ haloalkyl, OR^{a4}, and NR^{c4}R^{d4}.

In some embodiments, each R⁴ is independently selected from halo, OH, C₁₋₃
 10 alkyl, and C₁₋₃ alkoxy.

In some embodiments, each R⁴ is independently selected from C₁₋₆ alkyl and C₁₋₆ haloalkyl.

In some embodiments:

each R^{4A} is independently selected from D, halo, CN, NO₂, C₁₋₆ alkyl, C₂₋₆
 15 alkenyl, C₂₋₆ alkynyl, C₁₋₆ haloalkyl, C₃₋₇ cycloalkyl, phenyl, 4-7 membered
 heterocycloalkyl, 5-6 membered heteroaryl, C₃₋₇ cycloalkyl-C₁₋₄ alkyl, phenyl-C₁₋₄
 alkyl, 4-7 membered heterocycloalkyl-C₁₋₄ alkyl, 5-6 membered heteroaryl-C₁₋₄ alkyl,
 OR^{a41}, SR^{a41}, C(O)R^{b41}, C(O)NR^{c41}R^{d41}, C(O)OR^{a41}, OC(O)R^{b41}, OC(O)NR^{c41}R^{d41},
 NR^{c41}R^{d41}, NR^{c41}C(O)R^{b41}, NR^{c41}C(O)OR^{a41}, NR^{c41}C(O)NR^{c41}R^{d41}, NR^{c41}S(O)₂R^{b41},
 20 NR^{c41}S(O)₂NR^{c41}R^{d41}, S(O)₂R^{b41}, and S(O)₂NR^{c41}R^{d41}, wherein said C₁₋₆ alkyl, C₂₋₆
 alkenyl, C₂₋₆ alkynyl, C₁₋₆ haloalkyl, C₃₋₇ cycloalkyl, phenyl, 4-7 membered
 heterocycloalkyl, 5-6 membered heteroaryl, C₃₋₇ cycloalkyl-C₁₋₄ alkyl, phenyl-C₁₋₄
 alkyl, 4-7 membered heterocycloalkyl-C₁₋₄ alkyl, and 5-6 membered heteroaryl-C₁₋₄
 alkyl are each optionally substituted with 1, 2, 3, or 4 independently selected R^{4B}
 25 substituents;

each R^{4B} is independently selected from halo, CN, NO₂, C₁₋₆ alkyl, C₂₋₆
 alkenyl, C₂₋₆ alkynyl, C₁₋₆ haloalkyl, OR^{a42}, SR^{a42}, C(O)R^{b42}, C(O)NR^{c42}R^{d42},
 C(O)OR^{a42}, OC(O)R^{b42}, OC(O)NR^{c42}R^{d42}, NR^{c42}R^{d42}, NR^{c42}C(O)R^{b42},
 NR^{c42}C(O)OR^{a42}, NR^{c42}C(O)NR^{c42}R^{d42}, NR^{c42}S(O)₂R^{b42}, NR^{c42}S(O)₂NR^{c42}R^{d42},
 30 S(O)₂R^{b42}, and S(O)₂NR^{c42}R^{d42}, wherein said C₁₋₆ alkyl, C₂₋₆ alkenyl, C₂₋₆ alkynyl, and
 C₁₋₆ haloalkyl are each optionally substituted with 1, 2, 3, or 4 independently selected
 R^G substituents;

each R^{a4}, R^{c4}, and R^{d4} is independently selected from H, C₁₋₆ alkyl, C₁₋₆
 haloalkyl, C₂₋₆ alkenyl, C₂₋₆ alkynyl, C₃₋₇ cycloalkyl, phenyl, 4-7 membered

heterocycloalkyl, 5-6 membered heteroaryl, C₃₋₇ cycloalkyl-C₁₋₄ alkyl, phenyl-C₁₋₄ alkyl, 4-7 membered heterocycloalkyl-C₁₋₄ alkyl, and 5-6 membered heteroaryl-C₁₋₄ alkyl, wherein said C₁₋₆ alkyl, C₁₋₆ haloalkyl, C₂₋₆ alkenyl, C₂₋₆ alkynyl, C₃₋₇ cycloalkyl, phenyl, 4-7 membered heterocycloalkyl, 5-6 membered heteroaryl, C₃₋₇ cycloalkyl-C₁₋₄ alkyl, phenyl-C₁₋₄ alkyl, 4-7 membered heterocycloalkyl-C₁₋₄ alkyl, and 5-6 membered heteroaryl-C₁₋₄ alkyl are each optionally substituted with 1, 2, 3, or 4 independently selected R^{4A} substituents;

or, any R^{c4} and R^{d4} attached to the same N atom, together with the N atom to which they are attached, form a 5- or 6-membered heteroaryl or a 4-7 membered heterocycloalkyl group, wherein the 5- or 6-membered heteroaryl and 4-7 membered heterocycloalkyl group are each optionally substituted with 1, 2, 3, or 4 independently selected R^{4A} substituents;

each R^{b4} is independently selected from C₁₋₆ alkyl, C₁₋₆ haloalkyl, C₂₋₆ alkenyl, C₂₋₆ alkynyl, C₃₋₇ cycloalkyl, phenyl, 4-7 membered heterocycloalkyl, 5-6 membered heteroaryl, C₃₋₇ cycloalkyl-C₁₋₄ alkyl, phenyl-C₁₋₄ alkyl, 4-7 membered heterocycloalkyl-C₁₋₄ alkyl, and 5-6 membered heteroaryl-C₁₋₄ alkyl, which are each optionally substituted with 1, 2, 3, or 4 independently selected R^{4A} substituents;

each R^{a41}, R^{c41}, and R^{d41} is independently selected from H, C₁₋₆ alkyl, C₁₋₆ haloalkyl, C₂₋₆ alkenyl, C₂₋₆ alkynyl, C₃₋₇ cycloalkyl, phenyl, 4-7 membered heterocycloalkyl, 5-6 membered heteroaryl, C₃₋₇ cycloalkyl-C₁₋₄ alkyl, phenyl-C₁₋₄ alkyl, 4-7 membered heterocycloalkyl-C₁₋₄ alkyl, and 5-6 membered heteroaryl-C₁₋₄ alkyl, wherein said C₁₋₆ alkyl, C₂₋₆ alkenyl, C₂₋₆ alkynyl, C₁₋₆ haloalkyl, C₃₋₇ cycloalkyl, phenyl, 4-7 membered heterocycloalkyl, 5-6 membered heteroaryl, C₃₋₇ cycloalkyl-C₁₋₄ alkyl, phenyl-C₁₋₄ alkyl, 4-7 membered heterocycloalkyl-C₁₋₄ alkyl, and 5-6 membered heteroaryl-C₁₋₄ alkyl are each optionally substituted with 1, 2, 3, or 4 independently selected R^{4B} substituents;

each R^{b41} is independently selected from C₁₋₆ alkyl, C₁₋₆ haloalkyl, C₂₋₆ alkenyl, C₂₋₆ alkynyl, C₃₋₇ cycloalkyl, phenyl, 4-7 membered heterocycloalkyl, 5-6 membered heteroaryl, C₃₋₇ cycloalkyl-C₁₋₄ alkyl, phenyl-C₁₋₄ alkyl, 4-7 membered heterocycloalkyl-C₁₋₄ alkyl, and 5-6 membered heteroaryl-C₁₋₄ alkyl, which are each optionally substituted with 1, 2, 3, or 4 independently selected R^{4B} substituents;

each R^{a42}, R^{c42}, and R^{d42} is independently selected from H, C₁₋₆ alkyl, and C₁₋₆ haloalkyl, wherein said C₁₋₆ alkyl and C₁₋₆ haloalkyl are each optionally substituted with 1, 2, 3, or 4 independently selected R^G substituents; and

each R^{b42} is independently selected from C_{1-6} alkyl and C_{1-6} haloalkyl, which are each optionally substituted with 1, 2, 3, or 4 independently selected R^G substituents.

In some embodiments:

5 each R^{4A} is independently selected from halo, CN, NO_2 , C_{1-6} alkyl, C_{2-6} alkenyl, C_{2-6} alkynyl, C_{1-6} haloalkyl, OR^{a41} , SR^{a41} , $C(O)R^{b41}$, $C(O)NR^{c41}R^{d41}$, $C(O)OR^{a41}$, $OC(O)R^{b41}$, $OC(O)NR^{c41}R^{d41}$, $NR^{c41}R^{d41}$, $NR^{c41}C(O)R^{b41}$, $NR^{c41}C(O)OR^{a41}$, $NR^{c41}C(O)NR^{c41}R^{d41}$, $NR^{c41}S(O)_2R^{b41}$, $NR^{c41}S(O)_2NR^{c41}R^{d41}$, $S(O)_2R^{b41}$, and $S(O)_2NR^{c41}R^{d41}$, wherein said C_{1-6} alkyl, C_{2-6} alkenyl, C_{2-6} alkynyl, and
10 C_{1-6} haloalkyl are each optionally substituted with 1, 2, 3, or 4 independently selected R^{4B} substituents;

each R^{4B} is independently selected from halo, CN, C_{1-6} alkyl, C_{1-6} haloalkyl, cyclopropyl, OR^{a42} , $C(O)R^{b42}$, $C(O)NR^{c42}R^{d42}$, $C(O)OR^{a42}$, $NR^{c42}R^{d42}$, $NR^{c42}C(O)R^{b42}$, $S(O)_2R^{b42}$, and $S(O)_2NR^{c42}R^{d42}$;

15 each R^{a4} , R^{c4} , and R^{d4} is independently selected from H, C_{1-6} alkyl, C_{1-6} haloalkyl, C_{3-7} cycloalkyl, phenyl, 4-7 membered heterocycloalkyl, 5-6 membered heteroaryl, C_{3-7} cycloalkyl- C_{1-4} alkyl, phenyl- C_{1-4} alkyl, 4-7 membered heterocycloalkyl- C_{1-4} alkyl, and 5-6 membered heteroaryl- C_{1-4} alkyl, wherein said C_{1-6} alkyl, C_{1-6} haloalkyl, C_{3-7} cycloalkyl, phenyl, 4-7 membered heterocycloalkyl, 5-6
20 membered heteroaryl, C_{3-7} cycloalkyl- C_{1-4} alkyl, phenyl- C_{1-4} alkyl, 4-7 membered heterocycloalkyl- C_{1-4} alkyl, and 5-6 membered heteroaryl- C_{1-4} alkyl are each optionally substituted with 1, 2, 3, or 4 independently selected R^{4A} substituents;

each R^{b4} is independently selected from C_{1-6} alkyl, C_{1-6} haloalkyl, C_{3-7} cycloalkyl, phenyl, 4-7 membered heterocycloalkyl, 5-6 membered heteroaryl, C_{3-7} cycloalkyl- C_{1-4} alkyl, phenyl- C_{1-4} alkyl, 4-7 membered heterocycloalkyl- C_{1-4} alkyl, and 5-6 membered heteroaryl- C_{1-4} alkyl, which are each optionally substituted with 1, 2, 3, or 4 independently selected R^{4A} substituents;

25 each R^{a41} , R^{c41} , and R^{d41} is independently selected from H, C_{1-6} alkyl, and C_{1-6} haloalkyl, wherein said C_{1-6} alkyl and C_{1-6} haloalkyl are each optionally substituted with 1, 2, 3, or 4 independently selected R^{4B} substituents;

each R^{b41} is independently selected from C_{1-6} alkyl and C_{1-6} haloalkyl, which are each optionally substituted with 1, 2, 3, or 4 independently selected R^{4B} substituents;

each R^{a42} , R^{c42} , and R^{d42} is independently selected from H, C₁₋₆ alkyl, and C₁₋₆ haloalkyl; and

each R^{b42} is independently selected from C₁₋₆ alkyl and C₁₋₆ haloalkyl.

In some embodiments:

5 each R^{4A} is independently selected from halo, CN, NO₂, C₁₋₆ alkyl, C₂₋₆ alkenyl, C₂₋₆ alkynyl, C₁₋₆ haloalkyl, OR^{a41}, SR^{a41}, C(O)R^{b41}, C(O)NR^{c41}R^{d41}, C(O)OR^{a41}, OC(O)R^{b41}, OC(O)NR^{c41}R^{d41}, NR^{c41}R^{d41}, NR^{c41}C(O)R^{b41}, NR^{c41}C(O)OR^{a41}, NR^{c41}C(O)NR^{c41}R^{d41}, NR^{c41}S(O)₂R^{b41}, NR^{c41}S(O)₂NR^{c41}R^{d41}, S(O)₂R^{b41}, and S(O)₂NR^{c41}R^{d41}.

10 each R^{a4} , R^{c4} , and R^{d4} is independently selected from H, C₁₋₆ alkyl, C₁₋₆ haloalkyl, C₃₋₇ cycloalkyl, phenyl, 4-7 membered heterocycloalkyl, 5-6 membered heteroaryl, C₃₋₇ cycloalkyl-C₁₋₄ alkyl, phenyl-C₁₋₄ alkyl, 4-7 membered heterocycloalkyl-C₁₋₄ alkyl, and 5-6 membered heteroaryl-C₁₋₄ alkyl, wherein said C₁₋₆ alkyl, C₁₋₆ haloalkyl, C₃₋₇ cycloalkyl, phenyl, 4-7 membered heterocycloalkyl, 5-6 membered heteroaryl, C₃₋₇ cycloalkyl-C₁₋₄ alkyl, phenyl-C₁₋₄ alkyl, 4-7 membered heterocycloalkyl-C₁₋₄ alkyl, and 5-6 membered heteroaryl-C₁₋₄ alkyl are each optionally substituted with 1, 2, 3, or 4 independently selected R^{4A} substituents;

15 each R^{b4} is independently selected from C₁₋₆ alkyl, C₁₋₆ haloalkyl, C₃₋₇ cycloalkyl, phenyl, 4-7 membered heterocycloalkyl, 5-6 membered heteroaryl, C₃₋₇ cycloalkyl-C₁₋₄ alkyl, phenyl-C₁₋₄ alkyl, 4-7 membered heterocycloalkyl-C₁₋₄ alkyl, and 5-6 membered heteroaryl-C₁₋₄ alkyl, which are each optionally substituted with 1, 2, 3, or 4 independently selected R^{4A} substituents;

20 each R^{a41} , R^{c41} , and R^{d41} is independently selected from H, C₁₋₆ alkyl, and C₁₋₆ haloalkyl; and

25 each R^{b41} is independently selected from C₁₋₆ alkyl and C₁₋₆ haloalkyl.

In some embodiments:

each R^{4A} is independently selected from halo, CN, C₁₋₆ alkyl, C₁₋₆ haloalkyl, OR^{a41}, C(O)R^{b41}, C(O)NR^{c41}R^{d41}, C(O)OR^{a41}, NR^{c41}R^{d41}, NR^{c41}C(O)R^{b41}, NNR^{c41}S(O)₂R^{b41}, S(O)₂R^{b41}, and S(O)₂NR^{c41}R^{d41}.

30 each R^{a4} , R^{c4} , and R^{d4} is independently selected from H, C₁₋₆ alkyl and C₁₋₆ haloalkyl, wherein said C₁₋₆ alkyl and C₁₋₆ haloalkyl are each optionally substituted with 1, 2, 3, or 4 independently selected R^{4A} substituents;

each R^{b4} is independently selected from C₁₋₆ alkyl and C₁₋₆ haloalkyl, which are each optionally substituted with 1, 2, 3, or 4 independently selected R^{4A} substituents;

5 each R^{a41}, R^{c41}, and R^{d41} is independently selected from H, C₁₋₆ alkyl, and C₁₋₆ haloalkyl; and

each R^{b41} is independently selected from C₁₋₆ alkyl and C₁₋₆ haloalkyl.

In some embodiments:

each R^{a4}, R^{c4}, and R^{d4} is independently selected from H, C₁₋₆ alkyl and C₁₋₆ haloalkyl; and

10 each R^{b4} is independently selected from C₁₋₆ alkyl and C₁₋₆ haloalkyl.

In some embodiments, Ring moiety **A** is 3-10 membered cycloalkyl or 4-10 membered heterocycloalkyl, wherein Ring moiety **A** is attached to the NH group of Formula (I) at a saturated or partially saturated ring of said 3-10 membered cycloalkyl or 4-10 membered heterocycloalkyl.

15 In some embodiments, Ring moiety **A** does not comprise an aromatic ring.

In some embodiments, Ring moiety **A** is monocyclic 3-7 membered cycloalkyl or monocyclic 4-7 membered heterocycloalkyl.

In some embodiments, Ring moiety **A** is monocyclic 3-7 membered cycloalkyl.

20 In some embodiments, Ring moiety **A** is monocyclic 4-7 membered heterocycloalkyl.

In some embodiments, Ring moiety **A** is an azetidine ring, a pyrrolidine ring, a piperidine ring, or an azepane ring.

In some embodiments, Ring moiety **A** is a piperidine ring.

25 In some embodiments, Ring moiety **A** is piperidin-4-yl.

In some embodiments, n is 1, 2, 3, or 4.

In some embodiments, n is 1, 2, or 3.

In some embodiments, n is 1 or 2.

In some embodiments, n is 1.

30 In some embodiments, n is 2.

In some embodiments, each R⁵ is independently selected from halo, CN, NO₂, C₁₋₆ alkyl, C₂₋₆ alkenyl, C₂₋₆ alkynyl, C₁₋₆ haloalkyl, C₃₋₇ cycloalkyl, phenyl, 4-7 membered heterocycloalkyl, 5-6 membered heteroaryl, C₃₋₇ cycloalkyl-C₁₋₄ alkyl, phenyl-C₁₋₄ alkyl, 4-7 membered heterocycloalkyl-C₁₋₄ alkyl, 5-6 membered

heteroaryl-C₁₋₄ alkyl, OR^{a5}, SR^{a5}, C(O)R^{b5}, C(O)NR^{c5}R^{d5}, C(O)OR^{a5}, OC(O)R^{b5},
 OC(O)NR^{c5}R^{d5}, NR^{c5}R^{d5}, NR^{c5}C(O)R^{b5}, NR^{c5}C(O)OR^{a5}, NR^{c5}C(O)NR^{c5}R^{d5},
 NR^{c5}S(O)₂R^{b5}, NR^{c5}S(O)₂NR^{c5}R^{d5}, S(O)₂R^{b5}, and S(O)₂NR^{c5}R^{d5}, wherein said C₁₋₆
 5 alkyl, C₂₋₆ alkenyl, C₂₋₆ alkynyl, C₁₋₆ haloalkyl, C₃₋₇ cycloalkyl, phenyl, 4-7 membered
 heterocycloalkyl, 5-6 membered heteroaryl, C₃₋₇ cycloalkyl-C₁₋₄ alkyl, phenyl-C₁₋₄
 alkyl, 4-7 membered heterocycloalkyl-C₁₋₄ alkyl, and 5-6 membered heteroaryl-C₁₋₄
 alkyl are each optionally substituted with 1, 2, 3, or 4 independently selected R^{5A}
 substituents.

In some embodiments, each R⁵ is independently selected from halo, CN, NO₂,
 10 C₁₋₆ alkyl, C₂₋₆ alkenyl, C₂₋₆ alkynyl, C₁₋₆ haloalkyl, C₃₋₇ cycloalkyl, OR^{a5}, SR^{a5},
 C(O)R^{b5}, C(O)NR^{c5}R^{d5}, C(O)OR^{a5}, OC(O)R^{b5}, OC(O)NR^{c5}R^{d5}, NR^{c5}R^{d5},
 NR^{c5}C(O)R^{b5}, NR^{c5}C(O)OR^{a5}, NR^{c5}C(O)NR^{c5}R^{d5}, NR^{c5}S(O)₂R^{b5}, NR^{c5}S(O)₂NR^{c5}R^{d5},
 S(O)₂R^{b5}, and S(O)₂NR^{c5}R^{d5}, wherein said C₁₋₆ alkyl, C₂₋₆ alkenyl, C₂₋₆ alkynyl, C₁₋₆
 haloalkyl, and C₃₋₇ cycloalkyl are each optionally substituted with 1, 2, 3, or 4
 15 independently selected R^{5A} substituents.

In some embodiments, each R⁵ is independently selected from halo, CN, NO₂,
 C₁₋₆ alkyl, C₂₋₆ alkenyl, C₂₋₆ alkynyl, C₁₋₆ haloalkyl, C₃₋₇ cycloalkyl, OR^{a5}, SR^{a5},
 C(O)R^{b5}, C(O)NR^{c5}R^{d5}, C(O)OR^{a5}, OC(O)R^{b5}, OC(O)NR^{c5}R^{d5}, NR^{c5}R^{d5},
 NR^{c5}C(O)R^{b5}, NR^{c5}C(O)OR^{a5}, NR^{c5}C(O)NR^{c5}R^{d5}, NR^{c5}S(O)₂R^{b5}, NR^{c5}S(O)₂NR^{c5}R^{d5},
 20 S(O)₂R^{b5}, and S(O)₂NR^{c5}R^{d5}, wherein said C₁₋₆ alkyl, C₂₋₆ alkenyl, C₂₋₆ alkynyl, C₁₋₆
 haloalkyl, and C₃₋₇ cycloalkyl are each optionally substituted with 1, 2, 3, or 4
 independently selected R^{5A} substituents.

In some embodiments, each R⁵ is independently selected from halo, CN, NO₂,
 C₁₋₆ alkyl, C₂₋₆ alkenyl, C₂₋₆ alkynyl, C₁₋₆ haloalkyl, C₃₋₇ cycloalkyl, OR^{a5}, SR^{a5},
 25 C(O)R^{b5}, C(O)NR^{c5}R^{d5}, C(O)OR^{a5}, OC(O)R^{b5}, OC(O)NR^{c5}R^{d5}, NR^{c5}R^{d5},
 NR^{c5}C(O)R^{b5}, NR^{c5}C(O)OR^{a5}, NR^{c5}C(O)NR^{c5}R^{d5}, NR^{c5}S(O)₂R^{b5}, NR^{c5}S(O)₂NR^{c5}R^{d5},
 S(O)₂R^{b5}, and S(O)₂NR^{c5}R^{d5}.

In some embodiments, each R⁵ is independently selected from C₁₋₆ alkyl, C₂₋₆
 alkenyl, C₂₋₆ alkynyl, C₁₋₆ haloalkyl, C(O)R^{b5}, C(O)NR^{c5}R^{d5}, C(O)OR^{a5}, S(O)₂R^{b5},
 30 and S(O)₂NR^{c5}R^{d5}.

In some embodiments, each R⁵ is independently selected from C₁₋₆ alkyl, C₂₋₆
 alkenyl, C₂₋₆ alkynyl, C₁₋₆ haloalkyl, and S(O)₂R^{b5}.

In some embodiments, each R⁵ is independently selected from C₁₋₆ alkyl and
 S(O)₂R^{b5}.

In some embodiments, at least one R^5 is selected from $C(O)R^{b5}$, $C(O)NR^{c5}R^{d5}$, $C(O)OR^{a5}$, $S(O)_2R^{b5}$, and $S(O)_2NR^{c5}R^{d5}$.

In some embodiments, at least one R^5 is selected from $S(O)_2R^{b5}$.

In some embodiments, each R^5 is independently selected from halo and C₁₋₆ alkyl.

In some embodiments, each R^5 is independently selected from halo and C₁₋₃ alkyl.

In some embodiments, one R^5 is $S(O)_2R^{b5}$.

In some embodiments:

each R^{a5} , R^{c5} , and R^{d5} is independently selected from H and C₁₋₆ alkyl; and each R^{b5} is independently selected from C₁₋₆ alkyl, C₂₋₆ alkenyl, C₂₋₆ alkynyl, C₁₋₆ haloalkyl, C₃₋₇ cycloalkyl, phenyl, 4-7 membered heterocycloalkyl, 5-6 membered heteroaryl, C₃₋₇ cycloalkyl-C₁₋₄ alkyl, phenyl-C₁₋₄ alkyl, 4-7 membered heterocycloalkyl-C₁₋₄ alkyl, and 5-6 membered heteroaryl-C₁₋₄ alkyl, each of which is optionally substituted with 1 or 2 independently selected R^{5A} substituents.

In some embodiments:

each R^{5A} is independently selected from D, halo, CN, NO₂, C₁₋₆ alkyl, C₂₋₆ alkenyl, C₂₋₆ alkynyl, C₁₋₆ haloalkyl, C₃₋₇ cycloalkyl, phenyl, 4-7 membered heterocycloalkyl, 5-6 membered heteroaryl, C₃₋₇ cycloalkyl-C₁₋₄ alkyl, phenyl-C₁₋₄ alkyl, 4-7 membered heterocycloalkyl-C₁₋₄ alkyl, 5-6 membered heteroaryl-C₁₋₄ alkyl, OR^{a51} , SR^{a51} , $C(O)R^{b51}$, $C(O)NR^{c51}R^{d51}$, $C(O)OR^{a51}$, $OC(O)R^{b51}$, $OC(O)NR^{c51}R^{d51}$, $NR^{c51}R^{d51}$, $NR^{c51}C(O)R^{b51}$, $NR^{c51}C(O)OR^{a51}$, $NR^{c51}C(O)NR^{c51}R^{d51}$, $NR^{c51}S(O)_2R^{b51}$, $NR^{c51}S(O)_2NR^{c51}R^{d51}$, $S(O)_2R^{b51}$, and $S(O)_2NR^{c51}R^{d51}$, wherein said C₁₋₆ alkyl, C₂₋₆ alkenyl, C₂₋₆ alkynyl, C₁₋₆ haloalkyl, C₃₋₇ cycloalkyl, phenyl, 4-7 membered heterocycloalkyl, 5-6 membered heteroaryl, C₃₋₇ cycloalkyl-C₁₋₄ alkyl, phenyl-C₁₋₄ alkyl, 4-7 membered heterocycloalkyl-C₁₋₄ alkyl, and 5-6 membered heteroaryl-C₁₋₄ alkyl are each optionally substituted with 1, 2, 3, or 4 independently selected R^{5B} substituents;

each R^{5B} is independently selected from halo, CN, NO₂, C₁₋₆ alkyl, C₂₋₆ alkenyl, C₂₋₆ alkynyl, C₁₋₆ haloalkyl, OR^{a52} , SR^{a52} , $C(O)R^{b52}$, $C(O)NR^{c52}R^{d52}$, $C(O)OR^{a52}$, $OC(O)R^{b52}$, $OC(O)NR^{c52}R^{d52}$, $NR^{c52}R^{d52}$, $NR^{c52}C(O)R^{b52}$, $NR^{c52}C(O)OR^{a52}$, $NR^{c52}C(O)NR^{c52}R^{d52}$, $NR^{c52}S(O)_2R^{b52}$, $NR^{c52}S(O)_2NR^{c52}R^{d52}$, $S(O)_2R^{b52}$, and $S(O)_2NR^{c52}R^{d52}$, wherein said C₁₋₆ alkyl, C₂₋₆ alkenyl, C₂₋₆ alkynyl, and

C₁₋₆ haloalkyl are each optionally substituted with 1, 2, 3, or 4 independently selected R^G substituents;

each R^{a5}, R^{c5}, and R^{d5} is independently selected from H, C₁₋₆ alkyl, C₁₋₆ haloalkyl, C₂₋₆ alkenyl, C₂₋₆ alkynyl, C₃₋₇ cycloalkyl, phenyl, 4-7 membered heterocycloalkyl, 5-6 membered heteroaryl, C₃₋₇ cycloalkyl-C₁₋₄ alkyl, phenyl-C₁₋₄ alkyl, 4-7 membered heterocycloalkyl-C₁₋₄ alkyl, and 5-6 membered heteroaryl-C₁₋₄ alkyl, wherein said C₁₋₆ alkyl, C₁₋₆ haloalkyl, C₂₋₆ alkenyl, C₂₋₆ alkynyl, C₃₋₇ cycloalkyl, phenyl, 4-7 membered heterocycloalkyl, 5-6 membered heteroaryl, C₃₋₇ cycloalkyl-C₁₋₄ alkyl, phenyl-C₁₋₄ alkyl, 4-7 membered heterocycloalkyl-C₁₋₄ alkyl, and 5-6 membered heteroaryl-C₁₋₄ alkyl are each optionally substituted with 1, 2, 3, or 4 independently selected R^{5A} substituents;

or, any R^{c5} and R^{d5} attached to the same N atom, together with the N atom to which they are attached, form a 5- or 6-membered heteroaryl or a 4-7 membered heterocycloalkyl group, wherein the 5- or 6-membered heteroaryl and 4-7 membered heterocycloalkyl group are each optionally substituted with 1, 2, 3, or 4 independently selected R^{5A} substituents;

each R^{b5} is independently selected from C₁₋₆ alkyl, C₁₋₆ haloalkyl, C₂₋₆ alkenyl, C₂₋₆ alkynyl, C₃₋₇ cycloalkyl, phenyl, 4-7 membered heterocycloalkyl, 5-6 membered heteroaryl, C₃₋₇ cycloalkyl-C₁₋₄ alkyl, phenyl-C₁₋₄ alkyl, 4-7 membered heterocycloalkyl-C₁₋₄ alkyl, and 5-6 membered heteroaryl-C₁₋₄ alkyl, which are each optionally substituted with 1, 2, 3, or 4 independently selected R^{5A} substituents;

each R^{a51}, R^{c51}, and R^{d51} is independently selected from H, C₁₋₆ alkyl, C₁₋₆ haloalkyl, C₂₋₆ alkenyl, C₂₋₆ alkynyl, C₃₋₇ cycloalkyl, phenyl, 4-7 membered heterocycloalkyl, 5-6 membered heteroaryl, C₃₋₇ cycloalkyl-C₁₋₄ alkyl, phenyl-C₁₋₄ alkyl, 4-7 membered heterocycloalkyl-C₁₋₄ alkyl, and 5-6 membered heteroaryl-C₁₋₄ alkyl, wherein said C₁₋₆ alkyl, C₂₋₆ alkenyl, C₂₋₆ alkynyl, C₁₋₆ haloalkyl, C₃₋₇ cycloalkyl, phenyl, 4-7 membered heterocycloalkyl, 5-6 membered heteroaryl, C₃₋₇ cycloalkyl-C₁₋₄ alkyl, phenyl-C₁₋₄ alkyl, 4-7 membered heterocycloalkyl-C₁₋₄ alkyl, and 5-6 membered heteroaryl-C₁₋₄ alkyl are each optionally substituted with 1, 2, 3, or 4 independently selected R^{5B} substituents;

each R^{b51} is independently selected from C₁₋₆ alkyl, C₁₋₆ haloalkyl, C₂₋₆ alkenyl, C₂₋₆ alkynyl, C₃₋₇ cycloalkyl, phenyl, 4-7 membered heterocycloalkyl, 5-6 membered heteroaryl, C₃₋₇ cycloalkyl-C₁₋₄ alkyl, phenyl-C₁₋₄ alkyl, 4-7 membered

heterocycloalkyl-C₁₋₄ alkyl, and 5-6 membered heteroaryl-C₁₋₄ alkyl, which are each optionally substituted with 1, 2, 3, or 4 independently selected R^{5B} substituents;

each R^{a52}, R^{c52}, and R^{d52} is independently selected from H, C₁₋₆ alkyl, and C₁₋₆ haloalkyl, wherein said C₁₋₆ alkyl and C₁₋₆ haloalkyl are each optionally substituted

5 with 1, 2, 3, or 4 independently selected R^G substituents; and

each R^{b52} is independently selected from C₁₋₆ alkyl and C₁₋₆ haloalkyl, which are each optionally substituted with 1, 2, 3, or 4 independently selected R^G substituents.

In some embodiments:

10 each R^{5A} is independently selected from halo, CN, NO₂, C₁₋₆ alkyl, C₂₋₆ alkenyl, C₂₋₆ alkynyl, C₁₋₆ haloalkyl, OR^{a51}, SR^{a51}, C(O)R^{b51}, C(O)NR^{c51}R^{d51}, C(O)OR^{a51}, OC(O)R^{b51}, OC(O)NR^{c51}R^{d51}, NR^{c51}R^{d51}, NR^{c51}C(O)R^{b51}, NR^{c51}C(O)OR^{a51}, NR^{c51}C(O)NR^{c51}R^{d51}, NR^{c51}S(O)₂R^{b51}, NR^{c51}S(O)₂NR^{c51}R^{d51}, S(O)₂R^{b51}, and S(O)₂NR^{c51}R^{d51}, wherein said C₁₋₆ alkyl, C₂₋₆ alkenyl, C₂₋₆ alkynyl, and

15 C₁₋₆ haloalkyl are each optionally substituted with 1, 2, 3, or 4 independently selected R^{5B} substituents;

each R^{5B} is independently selected from halo, CN, C₁₋₆ alkyl, C₁₋₆ haloalkyl, cyclopropyl, OR^{a52}, C(O)R^{b52}, C(O)NR^{c52}R^{d52}, C(O)OR^{a52}, NR^{c52}R^{d52}, NR^{c52}C(O)R^{b52}, S(O)₂R^{b52}, and S(O)₂NR^{c52}R^{d52};

20 each R^{a5}, R^{c5}, and R^{d5} is independently selected from H, C₁₋₆ alkyl, C₁₋₆ haloalkyl, C₃₋₇ cycloalkyl, phenyl, 4-7 membered heterocycloalkyl, 5-6 membered heteroaryl, C₃₋₇ cycloalkyl-C₁₋₄ alkyl, phenyl-C₁₋₄ alkyl, 4-7 membered heterocycloalkyl-C₁₋₄ alkyl, and 5-6 membered heteroaryl-C₁₋₄ alkyl, wherein said C₁₋₆ alkyl, C₁₋₆ haloalkyl, C₃₋₇ cycloalkyl, phenyl, 4-7 membered heterocycloalkyl, 5-6

25 membered heteroaryl, C₃₋₇ cycloalkyl-C₁₋₄ alkyl, phenyl-C₁₋₄ alkyl, 4-7 membered heterocycloalkyl-C₁₋₄ alkyl, and 5-6 membered heteroaryl-C₁₋₄ alkyl are each optionally substituted with 1, 2, 3, or 4 independently selected R^{5A} substituents;

each R^{b5} is independently selected from C₁₋₆ alkyl, C₁₋₆ haloalkyl, C₃₋₇ cycloalkyl, phenyl, 4-7 membered heterocycloalkyl, 5-6 membered heteroaryl, C₃₋₇ cycloalkyl-C₁₋₄ alkyl, phenyl-C₁₋₄ alkyl, 4-7 membered heterocycloalkyl-C₁₋₄ alkyl,

30 and 5-6 membered heteroaryl-C₁₋₄ alkyl, which are each optionally substituted with 1, 2, 3, or 4 independently selected R^{5A} substituents;

each R^{a51} , R^{c51} , and R^{d51} is independently selected from H, C_{1-6} alkyl, and C_{1-6} haloalkyl, wherein said C_{1-6} alkyl and C_{1-6} haloalkyl are each optionally substituted with 1, 2, 3, or 4 independently selected R^{5B} substituents;

each R^{b51} is independently selected from C_{1-6} alkyl and C_{1-6} haloalkyl, which
 5 are each optionally substituted with 1, 2, 3, or 4 independently selected R^{5B} substituents;

each R^{a52} , R^{c52} , and R^{d52} is independently selected from H, C_{1-6} alkyl, and C_{1-6} haloalkyl; and

each R^{b52} is independently selected from C_{1-6} alkyl and C_{1-6} haloalkyl.

10 In some embodiments:

each R^{5A} is independently selected from halo, CN, NO_2 , C_{1-6} alkyl, C_{2-6} alkenyl, C_{2-6} alkynyl, C_{1-6} haloalkyl, OR^{a51} , SR^{a51} , $C(O)R^{b51}$, $C(O)NR^{c51}R^{d51}$, $C(O)OR^{a51}$, $OC(O)R^{b51}$, $OC(O)NR^{c51}R^{d51}$, $NR^{c51}R^{d51}$, $NR^{c51}C(O)R^{b51}$, $NR^{c51}C(O)OR^{a51}$, $NR^{c51}C(O)NR^{c51}R^{d51}$, $NR^{c51}S(O)_2R^{b51}$, $NR^{c51}S(O)_2NR^{c51}R^{d51}$,
 15 $S(O)_2R^{b51}$, and $S(O)_2NR^{c51}R^{d51}$.

each R^{a5} , R^{c5} , and R^{d5} is independently selected from H, C_{1-6} alkyl, C_{1-6} haloalkyl, C_{3-7} cycloalkyl, phenyl, 4-7 membered heterocycloalkyl, 5-6 membered heteroaryl, C_{3-7} cycloalkyl- C_{1-4} alkyl, phenyl- C_{1-4} alkyl, 4-7 membered heterocycloalkyl- C_{1-4} alkyl, and 5-6 membered heteroaryl- C_{1-4} alkyl, wherein said C_{1-6}
 20 alkyl, C_{1-6} haloalkyl, C_{3-7} cycloalkyl, phenyl, 4-7 membered heterocycloalkyl, 5-6 membered heteroaryl, C_{3-7} cycloalkyl- C_{1-4} alkyl, phenyl- C_{1-4} alkyl, 4-7 membered heterocycloalkyl- C_{1-4} alkyl, and 5-6 membered heteroaryl- C_{1-4} alkyl are each optionally substituted with 1, 2, 3, or 4 independently selected R^{5A} substituents;

each R^{b5} is independently selected from C_{1-6} alkyl, C_{1-6} haloalkyl, C_{3-7} cycloalkyl, phenyl, 4-7 membered heterocycloalkyl, 5-6 membered heteroaryl, C_{3-7} cycloalkyl- C_{1-4} alkyl, phenyl- C_{1-4} alkyl, 4-7 membered heterocycloalkyl- C_{1-4} alkyl, and 5-6 membered heteroaryl- C_{1-4} alkyl, which are each optionally substituted with 1, 2, 3, or 4 independently selected R^{5A} substituents;

each R^{a51} , R^{c51} , and R^{d51} is independently selected from H, C_{1-6} alkyl, and C_{1-6}
 30 haloalkyl; and

each R^{b51} is independently selected from C_{1-6} alkyl and C_{1-6} haloalkyl.

In some embodiments:

each R^{5A} is independently selected from halo, CN, C_{1-6} alkyl, and C_{1-6} haloalkyl;

each R^{a5} , R^{c5} , and R^{d5} is independently selected from H, C_{1-6} alkyl, C_{1-6} haloalkyl, C_{3-7} cycloalkyl, phenyl, 4-7 membered heterocycloalkyl, 5-6 membered heteroaryl, C_{3-7} cycloalkyl- C_{1-4} alkyl, phenyl- C_{1-4} alkyl, 4-7 membered heterocycloalkyl- C_{1-4} alkyl, and 5-6 membered heteroaryl- C_{1-4} alkyl, wherein said C_{1-6} alkyl, C_{1-6} haloalkyl, C_{3-7} cycloalkyl, phenyl, 4-7 membered heterocycloalkyl, 5-6 membered heteroaryl, C_{3-7} cycloalkyl- C_{1-4} alkyl, phenyl- C_{1-4} alkyl, 4-7 membered heterocycloalkyl- C_{1-4} alkyl, and 5-6 membered heteroaryl- C_{1-4} alkyl are each optionally substituted with 1, 2, 3, or 4 independently selected R^{5A} substituents; and

each R^{b5} is independently selected from C_{1-6} alkyl, C_{1-6} haloalkyl, C_{3-7} cycloalkyl, phenyl, 4-7 membered heterocycloalkyl, 5-6 membered heteroaryl, C_{3-7} cycloalkyl- C_{1-4} alkyl, phenyl- C_{1-4} alkyl, 4-7 membered heterocycloalkyl- C_{1-4} alkyl, and 5-6 membered heteroaryl- C_{1-4} alkyl, which are each optionally substituted with 1, 2, 3, or 4 independently selected R^{5A} substituents.

In some embodiments:

each R^{5A} is independently selected from halo, CN, C_{1-6} alkyl, and C_{1-6} haloalkyl;

each R^{a5} , R^{c5} , and R^{d5} is independently selected from H, C_{1-6} alkyl, C_{1-6} haloalkyl, C_{3-7} cycloalkyl, phenyl, 4-7 membered heterocycloalkyl, and 5-6 membered heteroaryl, wherein said C_{1-6} alkyl, C_{1-6} haloalkyl, C_{3-7} cycloalkyl, phenyl, 4-7 membered heterocycloalkyl, and 5-6 membered heteroaryl are each optionally substituted with 1, 2, 3, or 4 independently selected R^{5A} substituents; and

each R^{b5} is independently selected from C_{1-6} alkyl, C_{1-6} haloalkyl, C_{3-7} cycloalkyl, phenyl, 4-7 membered heterocycloalkyl, 5-6 membered heteroaryl, which are each optionally substituted with 1, 2, 3, or 4 independently selected R^{5A} substituents.

In some embodiments:

each R^5 is independently selected from C_{1-6} alkyl, C_{1-6} haloalkyl, and $S(O)_2R^{b5}$;

each R^{b5} is independently selected from C_{1-6} alkyl, C_{1-6} haloalkyl, C_{3-7} cycloalkyl, phenyl, 4-7 membered heterocycloalkyl, and 5-6 membered heteroaryl, which are each optionally substituted by 1 or 2 independently selected R^{5A} substituents; and

each R^{5A} is independently selected from halo, CN, C_{1-6} alkyl, and C_{1-6} haloalkyl.

In some embodiments:

each R⁵ is independently selected from methyl and S(O)₂R^{b5}, wherein each R^{b5} is independently selected from methyl, cyclopropyl, tetrahydro-2H-pyran, pyridin-3-yl, 4-chlorophenyl, and 1-methylpyrazol-4-yl.

5 In some embodiments of compounds of Formula (II), (IIa), (IIb), (IIc), (IIIa), (IIIb), (IIIc), (IIId), (IVa), (IVb), (IVc), or (IVd):

each R⁵ are each independently selected from halo and C₁₋₃ alkyl; and

R^{b5} is selected from C₁₋₆ alkyl, C₃₋₆ cycloalkyl, phenyl, 4-6 membered heterocycloalkyl, and 5-6 membered heteroaryl, each of which is optionally substituted by 1 or 2 R^{5A} substituents independently selected from halo, C₁₋₆ alkyl, and 4-6 membered heterocycloalkyl, wherein said 4-6 membered heterocycloalkyl is optionally substituted by 1 or 2 R^{5B} substituents independently selected from C₁₋₃ alkyl.

15 In some embodiments of compounds of Formula (II), (IIa), (IIb), (IIc), (IIIa), (IIIb), (IIIc), (IIId), (IVa), (IVb), (IVc), or (IVd), each R^{b5} is independently selected from C₁₋₆ alkyl, C₁₋₆ haloalkyl, C₂₋₆ alkenyl, C₂₋₆ alkynyl, C₃₋₇ cycloalkyl, phenyl, 4-7 membered heterocycloalkyl, 5-6 membered heteroaryl, C₃₋₇ cycloalkyl-C₁₋₄ alkyl, phenyl-C₁₋₄ alkyl, 4-7 membered heterocycloalkyl-C₁₋₄ alkyl, and 5-6 membered heteroaryl-C₁₋₄ alkyl, which are each optionally substituted with 1, 2, 3, or 4 independently selected R^{5A} substituents.

25 In some embodiments of compounds of Formula (II), (IIa), (IIb), (IIc), (IIIa), (IIIb), (IIIc), (IIId), (IVa), (IVb), (IVc), or (IVd), R^{b5} is selected from C₁₋₆ alkyl, C₃₋₆ cycloalkyl, phenyl, 4-6 membered heterocycloalkyl, and 5-6 membered heteroaryl, each of which is optionally substituted by 1 or 2 R^{5A} substituents independently selected from halo, C₁₋₆ alkyl, and 4-6 membered heterocycloalkyl, wherein said 4-6 membered heterocycloalkyl is optionally substituted by 1 or 2 R^{5B} substituents independently selected from C₁₋₃ alkyl.

In some embodiments of compounds of Formula (II), (IIa), (IIb), (IIc), (IIIa), (IIIb), (IIIc), (IIId), (IVa), (IVb), (IVc), or (IVd):

30 each R⁵ is independently selected from halo and C₁₋₃ alkyl; and

R^{b5} is selected from methyl, cyclopropyl, tetrahydro-2H-pyran, pyridinyl, imidazolyl, pyrazolyl, 2-oxopyridinyl, and phenyl, each of which is optionally substituted by 1 or 2 R^{5A} substituents independently selected from chloro, methyl, and azetidyl, wherein said azetidyl is optionally substituted by methyl or ethyl.

In some embodiments of compounds of Formula (II), (IIa), (IIb), (IIc), (IIIa), (IIIb), (IIIc), (IIId), (IVa), (IVb), (IVc), or (IVd):

each R^5 is independently selected from halo and C_{1-3} alkyl; and

each R^{b5} is independently selected from methyl, cyclopropyl, tetrahydro-2H-pyran, pyridin-3-yl, 4-chlorophenyl, 1-methylpyrazol-4-yl, 1-(N-(ethyl)azetidin-3-yl)pyrazol-4-yl, imidazol-2-yl, pyridin-3-yl, 2-oxopyridin-5-yl, and 6-azetidinyipyridin-2-yl.

In some embodiments of compounds of Formula (II), (IIa), (IIb), (IIc), (IIIa), (IIIb), (IIIc), (IIId), (IVa), (IVb), (IVc), or (IVd):

10 k, when present, is n-1;

each R^5 is independently selected from halo, C_{1-3} alkyl, C_{1-3} haloalkyl, OR^{a5} , and $NR^{c5}R^{d5}$;

each R^{a5} , R^{c5} , and R^{d5} is independently selected from H and C_{1-6} alkyl;

15 R^{b5} is selected from C_{1-6} alkyl, C_{2-6} alkenyl, C_{2-6} alkynyl, C_{1-6} haloalkyl, C_{3-7} cycloalkyl, phenyl, 4-7 membered heterocycloalkyl, 5-6 membered heteroaryl, C_{3-7} cycloalkyl- C_{1-4} alkyl, phenyl- C_{1-4} alkyl, 4-7 membered heterocycloalkyl- C_{1-4} alkyl, and 5-6 membered heteroaryl- C_{1-4} alkyl, each of which is optionally substituted with 1 or 2 independently selected R^{5A} substituents;

20 each R^{5A} is independently selected from halo, CN, C_{1-6} alkyl, C_{1-6} haloalkyl, C_{3-7} cycloalkyl, phenyl, 4-7 membered heterocycloalkyl, 5-6 membered heteroaryl, OR^{a51} , SR^{a51} , $C(O)R^{b51}$, $C(O)NR^{c51}R^{d51}$, $C(O)OR^{a51}$, $OC(O)R^{b51}$, $OC(O)NR^{c51}R^{d51}$, $NR^{c51}R^{d51}$, $NR^{c51}C(O)R^{b51}$, $NR^{c51}C(O)OR^{a51}$, $NR^{c51}C(O)NR^{c51}R^{d51}$, $NR^{c51}S(O)_2R^{b51}$, $NR^{c51}S(O)_2NR^{c51}R^{d51}$, $S(O)_2R^{b51}$, and $S(O)_2NR^{c51}R^{d51}$, wherein said C_{1-6} alkyl, C_{1-6} haloalkyl, C_{3-7} cycloalkyl, phenyl, 4-7 membered heterocycloalkyl, and 5-6 membered heteroaryl are each optionally substituted with 1 or 2 independently selected R^{5B} substituents;

each R^{a51} , R^{c51} , and R^{d51} is independently selected from H, C_{1-6} alkyl, and C_{1-6} haloalkyl, wherein said C_{1-6} alkyl and C_{1-6} haloalkyl are each optionally substituted with 1 or 2 independently selected R^{5B} substituents;

30 each R^{b51} is independently selected from C_{1-6} alkyl and C_{1-6} haloalkyl, which are each optionally substituted with 1 or 2 independently selected R^{5B} substituents; and

each R^{5B} is independently selected from halo, CN, C_{1-6} alkyl, and C_{1-6} haloalkyl.

In some embodiments, the compound has Formula (II), (IIa), (IIb), (IIc), (III), (IIIa), (IIIb), (IIIc), (IIId), (IV), (IVa), (IVb), (IVc), and (IVd), wherein:

each R^5 is independently selected from halo and C_{1-3} alkyl;

R^{b5} is selected from C_{1-6} alkyl, C_{1-6} haloalkyl, C_{3-7} cycloalkyl, phenyl, 4-7 membered heterocycloalkyl, and 5-6 membered heteroaryl, each of which is optionally substituted with 1 or 2 independently selected R^{5A} substituents;

each R^{5A} is independently selected from halo, C_{1-6} alkyl, and 4-7 membered heterocycloalkyl, wherein said C_{1-6} alkyl and 4-7 membered heterocycloalkyl are each optionally substituted with 1 or 2 independently selected R^{5B} substituents; and

each R^{5B} is independently selected from C_{1-6} alkyl.

In some embodiments:

n is an integer selected from 0, 1, 2, 3, 4, 5, and 6;

Ring moiety **A** is a 3-10 membered cycloalkyl or 4-10 membered heterocycloalkyl, wherein Ring moiety **A** is attached to the NH group of Formula (I) at a saturated or partially saturated ring of said 3-10 membered cycloalkyl or 4-10 membered heterocycloalkyl, wherein Ring moiety **A** does not comprise an aromatic ring;

R^1 is selected from C_{1-6} alkyl, C_{1-6} haloalkyl, C_{3-7} cycloalkyl, phenyl, 4-7 membered heterocycloalkyl, 5-6 membered heteroaryl, C_{3-7} cycloalkyl- C_{1-4} alkyl, phenyl- C_{1-4} alkyl, 4-7 membered heterocycloalkyl- C_{1-4} alkyl, and 5-6 membered heteroaryl- C_{1-4} alkyl, each of which is optionally substituted by 1, 2, 3, or 4 independently selected R^4 substituents;

R^2 and R^3 are each independently selected from C_{1-6} alkyl and C_{1-6} haloalkyl; or R^2 and R^3 , together with the carbon atom to which they are attached, form

Ring **B**;

Ring **B** is a 3-7 membered cycloalkyl ring or a 4-7 membered heterocycloalkyl ring, each of which is optionally substituted by 1, 2, 3, or 4 independently selected R^G substituents;

each R^4 is independently selected from D, halo, CN, NO_2 , C_{1-6} alkyl, C_{2-6} alkenyl, C_{2-6} alkynyl, C_{1-6} haloalkyl, C_{3-7} cycloalkyl, phenyl, 4-7 membered heterocycloalkyl, 5-6 membered heteroaryl, C_{3-7} cycloalkyl- C_{1-4} alkyl, phenyl- C_{1-4} alkyl, 4-7 membered heterocycloalkyl- C_{1-4} alkyl, 5-6 membered heteroaryl- C_{1-4} alkyl, OR^{a4} , SR^{a4} , $C(O)R^{b4}$, $C(O)NR^{c4}R^{d4}$, $C(O)OR^{a4}$, $OC(O)R^{b4}$, $OC(O)NR^{c4}R^{d4}$, $NR^{c4}R^{d4}$, $NR^{c4}C(O)R^{b4}$, $NR^{c4}C(O)OR^{a4}$, $NR^{c4}C(O)NR^{c4}R^{d4}$, $NR^{c4}S(O)_2R^{b4}$, $NR^{c4}S(O)_2NR^{c4}R^{d4}$,

S(O)₂R^{b4}, and S(O)₂NR^{c4}R^{d4}, wherein said C₁₋₆ alkyl, C₂₋₆ alkenyl, C₂₋₆ alkynyl, C₁₋₆ haloalkyl, C₃₋₇ cycloalkyl, phenyl, 4-7 membered heterocycloalkyl, 5-6 membered heteroaryl, C₃₋₇ cycloalkyl-C₁₋₄ alkyl, phenyl-C₁₋₄ alkyl, 4-7 membered heterocycloalkyl-C₁₋₄ alkyl, and 5-6 membered heteroaryl-C₁₋₄ alkyl are each optionally substituted with 1, 2, 3, or 4 independently selected R^{4A} substituents;

each R^{4A} is independently selected from D, halo, CN, NO₂, C₁₋₆ alkyl, C₂₋₆ alkenyl, C₂₋₆ alkynyl, C₁₋₆ haloalkyl, C₃₋₇ cycloalkyl, phenyl, 4-7 membered heterocycloalkyl, 5-6 membered heteroaryl, C₃₋₇ cycloalkyl-C₁₋₄ alkyl, phenyl-C₁₋₄ alkyl, 4-7 membered heterocycloalkyl-C₁₋₄ alkyl, 5-6 membered heteroaryl-C₁₋₄ alkyl, OR^{a41}, SR^{a41}, C(O)R^{b41}, C(O)NR^{c41}R^{d41}, C(O)OR^{a41}, OC(O)R^{b41}, OC(O)NR^{c41}R^{d41}, NR^{c41}R^{d41}, NR^{c41}C(O)R^{b41}, NR^{c41}C(O)OR^{a41}, NR^{c41}C(O)NR^{c41}R^{d41}, NR^{c41}S(O)₂R^{b41}, NR^{c41}S(O)₂NR^{c41}R^{d41}, S(O)₂R^{b41}, and S(O)₂NR^{c41}R^{d41}, wherein said C₁₋₆ alkyl, C₂₋₆ alkenyl, C₂₋₆ alkynyl, C₁₋₆ haloalkyl, C₃₋₇ cycloalkyl, phenyl, 4-7 membered heterocycloalkyl, 5-6 membered heteroaryl, C₃₋₇ cycloalkyl-C₁₋₄ alkyl, phenyl-C₁₋₄ alkyl, 4-7 membered heterocycloalkyl-C₁₋₄ alkyl, and 5-6 membered heteroaryl-C₁₋₄ alkyl are each optionally substituted with 1, 2, 3, or 4 independently selected R^{4B} substituents;

each R^{4B} is independently selected from halo, CN, NO₂, C₁₋₆ alkyl, C₂₋₆ alkenyl, C₂₋₆ alkynyl, C₁₋₆ haloalkyl, OR^{a42}, SR^{a42}, C(O)R^{b42}, C(O)NR^{c42}R^{d42}, C(O)OR^{a42}, OC(O)R^{b42}, OC(O)NR^{c42}R^{d42}, NR^{c42}R^{d42}, NR^{c42}C(O)R^{b42}, NR^{c42}C(O)OR^{a42}, NR^{c42}C(O)NR^{c42}R^{d42}, NR^{c42}S(O)₂R^{b42}, NR^{c42}S(O)₂NR^{c42}R^{d42}, S(O)₂R^{b42}, and S(O)₂NR^{c42}R^{d42}, wherein said C₁₋₆ alkyl, C₂₋₆ alkenyl, C₂₋₆ alkynyl, and C₁₋₆ haloalkyl are each optionally substituted with 1, 2, 3, or 4 independently selected R^G substituents;

each R^{a4}, R^{c4}, and R^{d4} is independently selected from H, C₁₋₆ alkyl, C₁₋₆ haloalkyl, C₂₋₆ alkenyl, C₂₋₆ alkynyl, C₃₋₇ cycloalkyl, phenyl, 4-7 membered heterocycloalkyl, 5-6 membered heteroaryl, C₃₋₇ cycloalkyl-C₁₋₄ alkyl, phenyl-C₁₋₄ alkyl, 4-7 membered heterocycloalkyl-C₁₋₄ alkyl, and 5-6 membered heteroaryl-C₁₋₄ alkyl, wherein said C₁₋₆ alkyl, C₁₋₆ haloalkyl, C₂₋₆ alkenyl, C₂₋₆ alkynyl, C₃₋₇ cycloalkyl, phenyl, 4-7 membered heterocycloalkyl, 5-6 membered heteroaryl, C₃₋₇ cycloalkyl-C₁₋₄ alkyl, phenyl-C₁₋₄ alkyl, 4-7 membered heterocycloalkyl-C₁₋₄ alkyl, and 5-6 membered heteroaryl-C₁₋₄ alkyl are each optionally substituted with 1, 2, 3, or 4 independently selected R^{4A} substituents;

or, any R^{c4} and R^{d4} attached to the same N atom, together with the N atom to which they are attached, form a 5- or 6-membered heteroaryl or a 4-7 membered heterocycloalkyl group, wherein the 5- or 6-membered heteroaryl and 4-7 membered heterocycloalkyl group are each optionally substituted with 1, 2, 3, or 4 independently selected R^{4A} substituents;

each R^{b4} is independently selected from C₁₋₆ alkyl, C₁₋₆ haloalkyl, C₂₋₆ alkenyl, C₂₋₆ alkynyl, C₃₋₇ cycloalkyl, phenyl, 4-7 membered heterocycloalkyl, 5-6 membered heteroaryl, C₃₋₇ cycloalkyl-C₁₋₄ alkyl, phenyl-C₁₋₄ alkyl, 4-7 membered heterocycloalkyl-C₁₋₄ alkyl, and 5-6 membered heteroaryl-C₁₋₄ alkyl, which are each optionally substituted with 1, 2, 3, or 4 independently selected R^{4A} substituents;

each R^{a41}, R^{c41}, and R^{d41} is independently selected from H, C₁₋₆ alkyl, C₁₋₆ haloalkyl, C₂₋₆ alkenyl, C₂₋₆ alkynyl, C₃₋₇ cycloalkyl, phenyl, 4-7 membered heterocycloalkyl, 5-6 membered heteroaryl, C₃₋₇ cycloalkyl-C₁₋₄ alkyl, phenyl-C₁₋₄ alkyl, 4-7 membered heterocycloalkyl-C₁₋₄ alkyl, and 5-6 membered heteroaryl-C₁₋₄ alkyl, wherein said C₁₋₆ alkyl, C₂₋₆ alkenyl, C₂₋₆ alkynyl, C₁₋₆ haloalkyl, C₃₋₇ cycloalkyl, phenyl, 4-7 membered heterocycloalkyl, 5-6 membered heteroaryl, C₃₋₇ cycloalkyl-C₁₋₄ alkyl, phenyl-C₁₋₄ alkyl, 4-7 membered heterocycloalkyl-C₁₋₄ alkyl, and 5-6 membered heteroaryl-C₁₋₄ alkyl are each optionally substituted with 1, 2, 3, or 4 independently selected R^{4B} substituents;

each R^{b41} is independently selected from C₁₋₆ alkyl, C₁₋₆ haloalkyl, C₂₋₆ alkenyl, C₂₋₆ alkynyl, C₃₋₇ cycloalkyl, phenyl, 4-7 membered heterocycloalkyl, 5-6 membered heteroaryl, C₃₋₇ cycloalkyl-C₁₋₄ alkyl, phenyl-C₁₋₄ alkyl, 4-7 membered heterocycloalkyl-C₁₋₄ alkyl, and 5-6 membered heteroaryl-C₁₋₄ alkyl, which are each optionally substituted with 1, 2, 3, or 4 independently selected R^{4B} substituents;

each R^{a42}, R^{c42}, and R^{d42} is independently selected from H, C₁₋₆ alkyl, and C₁₋₆ haloalkyl, wherein said C₁₋₆ alkyl and C₁₋₆ haloalkyl are each optionally substituted with 1, 2, 3, or 4 independently selected R^G substituents;

each R^{b42} is independently selected from C₁₋₆ alkyl and C₁₋₆ haloalkyl, which are each optionally substituted with 1, 2, 3, or 4 independently selected R^G substituents;

each R⁵ is independently selected from halo, CN, NO₂, C₁₋₆ alkyl, C₂₋₆ alkenyl, C₂₋₆ alkynyl, C₁₋₆ haloalkyl, C₃₋₇ cycloalkyl, phenyl, 4-7 membered heterocycloalkyl, 5-6 membered heteroaryl, C₃₋₇ cycloalkyl-C₁₋₄ alkyl, phenyl-C₁₋₄ alkyl, 4-7 membered heterocycloalkyl-C₁₋₄ alkyl, 5-6 membered heteroaryl-C₁₋₄ alkyl, OR^{a5}, SR^{a5}, C(O)R^{b5},

$C(O)NR^{c5}R^{d5}$, $C(O)OR^{a5}$, $OC(O)R^{b5}$, $OC(O)NR^{c5}R^{d5}$, $NR^{c5}R^{d5}$, $NR^{c5}C(O)R^{b5}$,
 $NR^{c5}C(O)OR^{a5}$, $NR^{c5}C(O)NR^{c5}R^{d5}$, $NR^{c5}S(O)_2R^{b5}$, $NR^{c5}S(O)_2NR^{c5}R^{d5}$, $S(O)_2R^{b5}$, and
 $S(O)_2NR^{c5}R^{d5}$, wherein said C_{1-6} alkyl, C_{2-6} alkenyl, C_{2-6} alkynyl, C_{1-6} haloalkyl, C_{3-7}
 cycloalkyl, phenyl, 4-7 membered heterocycloalkyl, 5-6 membered heteroaryl, C_{3-7}
 cycloalkyl- C_{1-4} alkyl, phenyl- C_{1-4} alkyl, 4-7 membered heterocycloalkyl- C_{1-4} alkyl,
 and 5-6 membered heteroaryl- C_{1-4} alkyl are each optionally substituted with 1, 2, 3, or
 4 independently selected R^{5A} substituents.

each R^{5A} is independently selected from D, halo, CN, NO_2 , C_{1-6} alkyl, C_{2-6}
 alkenyl, C_{2-6} alkynyl, C_{1-6} haloalkyl, C_{3-7} cycloalkyl, phenyl, 4-7 membered
 heterocycloalkyl, 5-6 membered heteroaryl, C_{3-7} cycloalkyl- C_{1-4} alkyl, phenyl- C_{1-4}
 alkyl, 4-7 membered heterocycloalkyl- C_{1-4} alkyl, 5-6 membered heteroaryl- C_{1-4} alkyl,
 OR^{a51} , SR^{a51} , $C(O)R^{b51}$, $C(O)NR^{c51}R^{d51}$, $C(O)OR^{a51}$, $OC(O)R^{b51}$, $OC(O)NR^{c51}R^{d51}$,
 $NR^{c51}R^{d51}$, $NR^{c51}C(O)R^{b51}$, $NR^{c51}C(O)OR^{a51}$, $NR^{c51}C(O)NR^{c51}R^{d51}$, $NR^{c51}S(O)_2R^{b51}$,
 $NR^{c51}S(O)_2NR^{c51}R^{d51}$, $S(O)_2R^{b51}$, and $S(O)_2NR^{c51}R^{d51}$, wherein said C_{1-6} alkyl, C_{2-6}
 alkenyl, C_{2-6} alkynyl, C_{1-6} haloalkyl, C_{3-7} cycloalkyl, phenyl, 4-7 membered
 heterocycloalkyl, 5-6 membered heteroaryl, C_{3-7} cycloalkyl- C_{1-4} alkyl, phenyl- C_{1-4}
 alkyl, 4-7 membered heterocycloalkyl- C_{1-4} alkyl, and 5-6 membered heteroaryl- C_{1-4}
 alkyl are each optionally substituted with 1, 2, 3, or 4 independently selected R^{5B}
 substituents;

each R^{5B} is independently selected from halo, CN, NO_2 , C_{1-6} alkyl, C_{2-6}
 alkenyl, C_{2-6} alkynyl, C_{1-6} haloalkyl, OR^{a52} , SR^{a52} , $C(O)R^{b52}$, $C(O)NR^{c52}R^{d52}$,
 $C(O)OR^{a52}$, $OC(O)R^{b52}$, $OC(O)NR^{c52}R^{d52}$, $NR^{c52}R^{d52}$, $NR^{c52}C(O)R^{b52}$,
 $NR^{c52}C(O)OR^{a52}$, $NR^{c52}C(O)NR^{c52}R^{d52}$, $NR^{c52}S(O)_2R^{b52}$, $NR^{c52}S(O)_2NR^{c52}R^{d52}$,
 $S(O)_2R^{b52}$, and $S(O)_2NR^{c52}R^{d52}$, wherein said C_{1-6} alkyl, C_{2-6} alkenyl, C_{2-6} alkynyl, and
 C_{1-6} haloalkyl are each optionally substituted with 1, 2, 3, or 4 independently selected
 R^G substituents;

each R^{a5} , R^{c5} , and R^{d5} is independently selected from H, C_{1-6} alkyl, C_{1-6}
 haloalkyl, C_{2-6} alkenyl, C_{2-6} alkynyl, C_{3-7} cycloalkyl, phenyl, 4-7 membered
 heterocycloalkyl, 5-6 membered heteroaryl, C_{3-7} cycloalkyl- C_{1-4} alkyl, phenyl- C_{1-4}
 alkyl, 4-7 membered heterocycloalkyl- C_{1-4} alkyl, and 5-6 membered heteroaryl- C_{1-4}
 alkyl, wherein said C_{1-6} alkyl, C_{1-6} haloalkyl, C_{2-6} alkenyl, C_{2-6} alkynyl, C_{3-7}
 cycloalkyl, phenyl, 4-7 membered heterocycloalkyl, 5-6 membered heteroaryl, C_{3-7}
 cycloalkyl- C_{1-4} alkyl, phenyl- C_{1-4} alkyl, 4-7 membered heterocycloalkyl- C_{1-4} alkyl,

and 5-6 membered heteroaryl-C₁₋₄ alkyl are each optionally substituted with 1, 2, 3, or 4 independently selected R^{5A} substituents;

or, any R^{c5} and R^{d5} attached to the same N atom, together with the N atom to which they are attached, form a 5- or 6-membered heteroaryl or a 4-7 membered heterocycloalkyl group, wherein the 5- or 6-membered heteroaryl and 4-7 membered heterocycloalkyl group are each optionally substituted with 1, 2, 3, or 4 independently selected R^{5A} substituents;

each R^{b5} is independently selected from C₁₋₆ alkyl, C₁₋₆ haloalkyl, C₂₋₆ alkenyl, C₂₋₆ alkynyl, C₃₋₇ cycloalkyl, phenyl, 4-7 membered heterocycloalkyl, 5-6 membered heteroaryl, C₃₋₇ cycloalkyl-C₁₋₄ alkyl, phenyl-C₁₋₄ alkyl, 4-7 membered heterocycloalkyl-C₁₋₄ alkyl, and 5-6 membered heteroaryl-C₁₋₄ alkyl, which are each optionally substituted with 1, 2, 3, or 4 independently selected R^{5A} substituents;

each R^{a51}, R^{c51}, and R^{d51} is independently selected from H, C₁₋₆ alkyl, C₁₋₆ haloalkyl, C₂₋₆ alkenyl, C₂₋₆ alkynyl, C₃₋₇ cycloalkyl, phenyl, 4-7 membered heterocycloalkyl, 5-6 membered heteroaryl, C₃₋₇ cycloalkyl-C₁₋₄ alkyl, phenyl-C₁₋₄ alkyl, 4-7 membered heterocycloalkyl-C₁₋₄ alkyl, and 5-6 membered heteroaryl-C₁₋₄ alkyl, wherein said C₁₋₆ alkyl, C₂₋₆ alkenyl, C₂₋₆ alkynyl, C₁₋₆ haloalkyl, C₃₋₇ cycloalkyl, phenyl, 4-7 membered heterocycloalkyl, 5-6 membered heteroaryl, C₃₋₇ cycloalkyl-C₁₋₄ alkyl, phenyl-C₁₋₄ alkyl, 4-7 membered heterocycloalkyl-C₁₋₄ alkyl, and 5-6 membered heteroaryl-C₁₋₄ alkyl are each optionally substituted with 1, 2, 3, or 4 independently selected R^{5B} substituents;

each R^{b51} is independently selected from C₁₋₆ alkyl, C₁₋₆ haloalkyl, C₂₋₆ alkenyl, C₂₋₆ alkynyl, C₃₋₇ cycloalkyl, phenyl, 4-7 membered heterocycloalkyl, 5-6 membered heteroaryl, C₃₋₇ cycloalkyl-C₁₋₄ alkyl, phenyl-C₁₋₄ alkyl, 4-7 membered heterocycloalkyl-C₁₋₄ alkyl, and 5-6 membered heteroaryl-C₁₋₄ alkyl, which are each optionally substituted with 1, 2, 3, or 4 independently selected R^{5B} substituents;

each R^{a52}, R^{c52}, and R^{d52} is independently selected from H, C₁₋₆ alkyl, and C₁₋₆ haloalkyl, wherein said C₁₋₆ alkyl and C₁₋₆ haloalkyl are each optionally substituted with 1, 2, 3, or 4 independently selected R^G substituents;

each R^{b52} is independently selected from C₁₋₆ alkyl and C₁₋₆ haloalkyl, which are each optionally substituted with 1, 2, 3, or 4 independently selected R^G substituents; and

each R^G is independently selected from OH, NO₂, CN, halo, C₁₋₃ alkyl, C₂₋₃ alkenyl, C₂₋₃ alkynyl, C₁₋₃ haloalkyl, cyano-C₁₋₃ alkyl, HO-C₁₋₃ alkyl, C₁₋₃ alkoxy-C₁₋₃

alkyl, C₃₋₇ cycloalkyl, C₁₋₃ alkoxy, C₁₋₃ haloalkoxy, amino, C₁₋₃ alkylamino, di(C₁₋₃ alkyl)amino, thio, C₁₋₃ alkylthio, C₁₋₃ alkylsulfinyl, C₁₋₃ alkylsulfonyl, carbamyl, C₁₋₃ alkylcarbamyl, di(C₁₋₃ alkyl)carbamyl, carboxy, C₁₋₃ alkylcarbonyl, C₁₋₃ alkoxycarbonyl, C₁₋₃ alkylcarbonyloxy, C₁₋₃ alkylcarbonylamino, C₁₋₃ alkoxycarbonylamino, C₁₋₃ alkylaminocarbonyloxy, C₁₋₃ alkylsulfonylamino, aminosulfonyl, C₁₋₃ alkylaminosulfonyl, di(C₁₋₃ alkyl)aminosulfonyl, aminosulfonylamino, C₁₋₃ alkylaminosulfonylamino, di(C₁₋₃ alkyl)aminosulfonylamino, aminocarbonylamino, C₁₋₃ alkylaminocarbonylamino, and di(C₁₋₃ alkyl)aminocarbonylamino.

10 In some embodiments:

n is an integer selected from 0, 1, 2, 3, or 4;

Ring moiety **A** is a 4-10 membered heterocycloalkyl, wherein Ring moiety **A** is attached to the NH group of Formula (I) at a saturated or partially saturated ring of said 3-10 membered cycloalkyl or 4-10 membered heterocycloalkyl, wherein Ring moiety **A** does not comprise an aromatic ring;

15 R¹ is selected from C₁₋₆ alkyl, C₁₋₆ haloalkyl, C₃₋₁₀ cycloalkyl, phenyl, 4-10 membered heterocycloalkyl, 5-10 membered heteroaryl, C₃₋₁₀ cycloalkyl-C₁₋₄ alkyl, phenyl-C₁₋₄ alkyl, 4-10 membered heterocycloalkyl-C₁₋₄ alkyl, and 5-10 membered heteroaryl-C₁₋₄ alkyl, each of which is optionally substituted by 1, 2, 3, or 4 independently selected R⁴ substituents;

R² and R³ are each independently selected from C₁₋₆ alkyl and C₁₋₆ haloalkyl; or R² and R³, together with the carbon atom to which they are attached, form Ring **B**;

25 Ring **B** is a 3-7 membered cycloalkyl ring, which is optionally substituted by 1, 2, 3, or 4 independently selected R^G substituents;

each R⁴ is independently selected from D, halo, CN, NO₂, C₁₋₆ alkyl, C₂₋₆ alkenyl, C₂₋₆ alkynyl, C₁₋₆ haloalkyl, C₃₋₇ cycloalkyl, phenyl, 4-7 membered heterocycloalkyl, 5-6 membered heteroaryl, C₃₋₇ cycloalkyl-C₁₋₄ alkyl, phenyl-C₁₋₄ alkyl, 4-7 membered heterocycloalkyl-C₁₋₄ alkyl, 5-6 membered heteroaryl-C₁₋₄ alkyl, OR^{a4}, SR^{a4}, C(O)R^{b4}, C(O)NR^{c4}R^{d4}, C(O)OR^{a4}, OC(O)R^{b4}, OC(O)NR^{c4}R^{d4}, NR^{c4}R^{d4}, NR^{c4}C(O)R^{b4}, NR^{c4}C(O)OR^{a4}, NR^{c4}C(O)NR^{c4}R^{d4}, NR^{c4}S(O)₂R^{b4}, NR^{c4}S(O)₂NR^{c4}R^{d4}, S(O)₂R^{b4}, and S(O)₂NR^{c4}R^{d4}, wherein said C₁₋₆ alkyl, C₂₋₆ alkenyl, C₂₋₆ alkynyl, C₁₋₆ haloalkyl, C₃₋₇ cycloalkyl, phenyl, 4-7 membered heterocycloalkyl, 5-6 membered heteroaryl, C₃₋₇ cycloalkyl-C₁₋₄ alkyl, phenyl-C₁₋₄ alkyl, 4-7 membered

heterocycloalkyl-C₁₋₄ alkyl, and 5-6 membered heteroaryl-C₁₋₄ alkyl are each optionally substituted with 1, 2, 3, or 4 independently selected R^{4A} substituents;

each R^{4A} is independently selected from D, halo, CN, NO₂, C₁₋₆ alkyl, C₂₋₆ alkenyl, C₂₋₆ alkynyl, C₁₋₆ haloalkyl, C₃₋₇ cycloalkyl, phenyl, 4-7 membered

5 heterocycloalkyl, 5-6 membered heteroaryl, C₃₋₇ cycloalkyl-C₁₋₄ alkyl, phenyl-C₁₋₄ alkyl, 4-7 membered heterocycloalkyl-C₁₋₄ alkyl, 5-6 membered heteroaryl-C₁₋₄ alkyl, OR^{a41}, SR^{a41}, C(O)R^{b41}, C(O)NR^{c41}R^{d41}, C(O)OR^{a41}, OC(O)R^{b41}, OC(O)NR^{c41}R^{d41}, NR^{c41}R^{d41}, NR^{c41}C(O)R^{b41}, NR^{c41}C(O)OR^{a41}, NR^{c41}C(O)NR^{c41}R^{d41}, NR^{c41}S(O)₂R^{b41}, NR^{c41}S(O)₂NR^{c41}R^{d41}, S(O)₂R^{b41}, and S(O)₂NR^{c41}R^{d41}, wherein said C₁₋₆ alkyl, C₂₋₆ alkenyl, C₂₋₆ alkynyl, C₁₋₆ haloalkyl, C₃₋₇ cycloalkyl, phenyl, 4-7 membered heterocycloalkyl, 5-6 membered heteroaryl, C₃₋₇ cycloalkyl-C₁₋₄ alkyl, phenyl-C₁₋₄ alkyl, 4-7 membered heterocycloalkyl-C₁₋₄ alkyl, and 5-6 membered heteroaryl-C₁₋₄ alkyl are each optionally substituted with 1, 2, 3, or 4 independently selected R^{4B} substituents;

15 each R^{4B} is independently selected from halo, CN, NO₂, C₁₋₆ alkyl, C₂₋₆ alkenyl, C₂₋₆ alkynyl, C₁₋₆ haloalkyl, OR^{a42}, SR^{a42}, C(O)R^{b42}, C(O)NR^{c42}R^{d42}, C(O)OR^{a42}, OC(O)R^{b42}, OC(O)NR^{c42}R^{d42}, NR^{c42}R^{d42}, NR^{c42}C(O)R^{b42}, NR^{c42}C(O)OR^{a42}, NR^{c42}C(O)NR^{c42}R^{d42}, NR^{c42}S(O)₂R^{b42}, NR^{c42}S(O)₂NR^{c42}R^{d42}, S(O)₂R^{b42}, and S(O)₂NR^{c42}R^{d42}, wherein said C₁₋₆ alkyl, C₂₋₆ alkenyl, C₂₋₆ alkynyl, and C₁₋₆ haloalkyl are each optionally substituted with 1, 2, 3, or 4 independently selected R^G substituents;

each R^{a4}, R^{c4}, and R^{d4} is independently selected from H, C₁₋₆ alkyl, C₁₋₆ haloalkyl, C₂₋₆ alkenyl, C₂₋₆ alkynyl, C₃₋₇ cycloalkyl, phenyl, 4-7 membered heterocycloalkyl, 5-6 membered heteroaryl, C₃₋₇ cycloalkyl-C₁₋₄ alkyl, phenyl-C₁₋₄ alkyl, 4-7 membered heterocycloalkyl-C₁₋₄ alkyl, and 5-6 membered heteroaryl-C₁₋₄ alkyl, wherein said C₁₋₆ alkyl, C₁₋₆ haloalkyl, C₂₋₆ alkenyl, C₂₋₆ alkynyl, C₃₋₇ cycloalkyl, phenyl, 4-7 membered heterocycloalkyl, 5-6 membered heteroaryl, C₃₋₇ cycloalkyl-C₁₋₄ alkyl, phenyl-C₁₋₄ alkyl, 4-7 membered heterocycloalkyl-C₁₋₄ alkyl, and 5-6 membered heteroaryl-C₁₋₄ alkyl are each optionally substituted with 1, 2, 3, or 4 independently selected R^{4A} substituents;

or, any R^{c4} and R^{d4} attached to the same N atom, together with the N atom to which they are attached, form a 5- or 6-membered heteroaryl or a 4-7 membered heterocycloalkyl group, wherein the 5- or 6-membered heteroaryl and 4-7 membered

heterocycloalkyl group are each optionally substituted with 1, 2, 3, or 4 independently selected R^{4A} substituents;

each R^{b4} is independently selected from C₁₋₆ alkyl, C₁₋₆ haloalkyl, C₂₋₆ alkenyl, C₂₋₆ alkynyl, C₃₋₇ cycloalkyl, phenyl, 4-7 membered heterocycloalkyl, 5-6 membered heteroaryl, C₃₋₇ cycloalkyl-C₁₋₄ alkyl, phenyl-C₁₋₄ alkyl, 4-7 membered heterocycloalkyl-C₁₋₄ alkyl, and 5-6 membered heteroaryl-C₁₋₄ alkyl, which are each optionally substituted with 1, 2, 3, or 4 independently selected R^{4A} substituents;

each R^{a41}, R^{c41}, and R^{d41} is independently selected from H, C₁₋₆ alkyl, C₁₋₆ haloalkyl, C₂₋₆ alkenyl, C₂₋₆ alkynyl, C₃₋₇ cycloalkyl, phenyl, 4-7 membered heterocycloalkyl, 5-6 membered heteroaryl, C₃₋₇ cycloalkyl-C₁₋₄ alkyl, phenyl-C₁₋₄ alkyl, 4-7 membered heterocycloalkyl-C₁₋₄ alkyl, and 5-6 membered heteroaryl-C₁₋₄ alkyl, wherein said C₁₋₆ alkyl, C₂₋₆ alkenyl, C₂₋₆ alkynyl, C₁₋₆ haloalkyl, C₃₋₇ cycloalkyl, phenyl, 4-7 membered heterocycloalkyl, 5-6 membered heteroaryl, C₃₋₇ cycloalkyl-C₁₋₄ alkyl, phenyl-C₁₋₄ alkyl, 4-7 membered heterocycloalkyl-C₁₋₄ alkyl, and 5-6 membered heteroaryl-C₁₋₄ alkyl are each optionally substituted with 1, 2, 3, or 4 independently selected R^{4B} substituents;

each R^{b41} is independently selected from C₁₋₆ alkyl, C₁₋₆ haloalkyl, C₂₋₆ alkenyl, C₂₋₆ alkynyl, C₃₋₇ cycloalkyl, phenyl, 4-7 membered heterocycloalkyl, 5-6 membered heteroaryl, C₃₋₇ cycloalkyl-C₁₋₄ alkyl, phenyl-C₁₋₄ alkyl, 4-7 membered heterocycloalkyl-C₁₋₄ alkyl, and 5-6 membered heteroaryl-C₁₋₄ alkyl, which are each optionally substituted with 1, 2, 3, or 4 independently selected R^{4B} substituents;

each R^{a42}, R^{c42}, and R^{d42} is independently selected from H, C₁₋₆ alkyl, and C₁₋₆ haloalkyl, wherein said C₁₋₆ alkyl and C₁₋₆ haloalkyl are each optionally substituted with 1, 2, 3, or 4 independently selected R^G substituents;

each R^{b42} is independently selected from C₁₋₆ alkyl and C₁₋₆ haloalkyl, which are each optionally substituted with 1, 2, 3, or 4 independently selected R^G substituents;

each R⁵ is independently selected from halo, CN, NO₂, C₁₋₆ alkyl, C₂₋₆ alkenyl, C₂₋₆ alkynyl, C₁₋₆ haloalkyl, C₃₋₇ cycloalkyl, phenyl, 4-7 membered heterocycloalkyl, 5-6 membered heteroaryl, C₃₋₇ cycloalkyl-C₁₋₄ alkyl, phenyl-C₁₋₄ alkyl, 4-7 membered heterocycloalkyl-C₁₋₄ alkyl, 5-6 membered heteroaryl-C₁₋₄ alkyl, OR^{a5}, SR^{a5}, C(O)R^{b5}, C(O)NR^{c5}R^{d5}, C(O)OR^{a5}, OC(O)R^{b5}, OC(O)NR^{c5}R^{d5}, NR^{c5}R^{d5}, NR^{c5}C(O)R^{b5}, NR^{c5}C(O)OR^{a5}, NR^{c5}C(O)NR^{c5}R^{d5}, NR^{c5}S(O)₂R^{b5}, NR^{c5}S(O)₂NR^{c5}R^{d5}, S(O)₂R^{b5}, and S(O)₂NR^{c5}R^{d5}, wherein said C₁₋₆ alkyl, C₂₋₆ alkenyl, C₂₋₆ alkynyl, C₁₋₆ haloalkyl, C₃₋₇

cycloalkyl, phenyl, 4-7 membered heterocycloalkyl, 5-6 membered heteroaryl, C₃₋₇ cycloalkyl-C₁₋₄ alkyl, phenyl-C₁₋₄ alkyl, 4-7 membered heterocycloalkyl-C₁₋₄ alkyl, and 5-6 membered heteroaryl-C₁₋₄ alkyl are each optionally substituted with 1, 2, 3, or 4 independently selected R^{5A} substituents.

5 each R^{5A} is independently selected from D, halo, CN, NO₂, C₁₋₆ alkyl, C₂₋₆ alkenyl, C₂₋₆ alkynyl, C₁₋₆ haloalkyl, C₃₋₇ cycloalkyl, phenyl, 4-7 membered heterocycloalkyl, 5-6 membered heteroaryl, C₃₋₇ cycloalkyl-C₁₋₄ alkyl, phenyl-C₁₋₄ alkyl, 4-7 membered heterocycloalkyl-C₁₋₄ alkyl, 5-6 membered heteroaryl-C₁₋₄ alkyl, OR^{a51}, SR^{a51}, C(O)R^{b51}, C(O)NR^{c51}R^{d51}, C(O)OR^{a51}, OC(O)R^{b51}, OC(O)NR^{c51}R^{d51},
 10 NR^{c51}R^{d51}, NR^{c51}C(O)R^{b51}, NR^{c51}C(O)OR^{a51}, NR^{c51}C(O)NR^{c51}R^{d51}, NR^{c51}S(O)₂R^{b51}, NR^{c51}S(O)₂NR^{c51}R^{d51}, S(O)₂R^{b51}, and S(O)₂NR^{c51}R^{d51}, wherein said C₁₋₆ alkyl, C₂₋₆ alkenyl, C₂₋₆ alkynyl, C₁₋₆ haloalkyl, C₃₋₇ cycloalkyl, phenyl, 4-7 membered heterocycloalkyl, 5-6 membered heteroaryl, C₃₋₇ cycloalkyl-C₁₋₄ alkyl, phenyl-C₁₋₄ alkyl, 4-7 membered heterocycloalkyl-C₁₋₄ alkyl, and 5-6 membered heteroaryl-C₁₋₄
 15 alkyl are each optionally substituted with 1, 2, 3, or 4 independently selected R^{5B} substituents;

each R^{5B} is independently selected from halo, CN, NO₂, C₁₋₆ alkyl, C₂₋₆ alkenyl, C₂₋₆ alkynyl, C₁₋₆ haloalkyl, OR^{a52}, SR^{a52}, C(O)R^{b52}, C(O)NR^{c52}R^{d52}, C(O)OR^{a52}, OC(O)R^{b52}, OC(O)NR^{c52}R^{d52}, NR^{c52}R^{d52}, NR^{c52}C(O)R^{b52},
 20 NR^{c52}C(O)OR^{a52}, NR^{c52}C(O)NR^{c52}R^{d52}, NR^{c52}S(O)₂R^{b52}, NR^{c52}S(O)₂NR^{c52}R^{d52}, S(O)₂R^{b52}, and S(O)₂NR^{c52}R^{d52}, wherein said C₁₋₆ alkyl, C₂₋₆ alkenyl, C₂₋₆ alkynyl, and C₁₋₆ haloalkyl are each optionally substituted with 1, 2, 3, or 4 independently selected R^G substituents;

each R^{a5}, R^{c5}, and R^{d5} is independently selected from H, C₁₋₆ alkyl, C₁₋₆ haloalkyl, C₂₋₆ alkenyl, C₂₋₆ alkynyl, C₃₋₇ cycloalkyl, phenyl, 4-7 membered heterocycloalkyl, 5-6 membered heteroaryl, C₃₋₇ cycloalkyl-C₁₋₄ alkyl, phenyl-C₁₋₄ alkyl, 4-7 membered heterocycloalkyl-C₁₋₄ alkyl, and 5-6 membered heteroaryl-C₁₋₄ alkyl, wherein said C₁₋₆ alkyl, C₁₋₆ haloalkyl, C₂₋₆ alkenyl, C₂₋₆ alkynyl, C₃₋₇ cycloalkyl, phenyl, 4-7 membered heterocycloalkyl, 5-6 membered heteroaryl, C₃₋₇ cycloalkyl-C₁₋₄ alkyl, phenyl-C₁₋₄ alkyl, 4-7 membered heterocycloalkyl-C₁₋₄ alkyl, and 5-6 membered heteroaryl-C₁₋₄ alkyl are each optionally substituted with 1, 2, 3, or 4 independently selected R^{5A} substituents;

or, any R^{c5} and R^{d5} attached to the same N atom, together with the N atom to which they are attached, form a 5- or 6-membered heteroaryl or a 4-7 membered

heterocycloalkyl group, wherein the 5- or 6-membered heteroaryl and 4-7 membered heterocycloalkyl group are each optionally substituted with 1, 2, 3, or 4 independently selected R^{5A} substituents;

each R^{b5} is independently selected from C₁₋₆ alkyl, C₁₋₆ haloalkyl, C₂₋₆ alkenyl, C₂₋₆ alkynyl, C₃₋₇ cycloalkyl, phenyl, 4-7 membered heterocycloalkyl, 5-6 membered heteroaryl, C₃₋₇ cycloalkyl-C₁₋₄ alkyl, phenyl-C₁₋₄ alkyl, 4-7 membered heterocycloalkyl-C₁₋₄ alkyl, and 5-6 membered heteroaryl-C₁₋₄ alkyl, which are each optionally substituted with 1, 2, 3, or 4 independently selected R^{5A} substituents;

each R^{a51}, R^{c51}, and R^{d51} is independently selected from H, C₁₋₆ alkyl, C₁₋₆ haloalkyl, C₂₋₆ alkenyl, C₂₋₆ alkynyl, C₃₋₇ cycloalkyl, phenyl, 4-7 membered heterocycloalkyl, 5-6 membered heteroaryl, C₃₋₇ cycloalkyl-C₁₋₄ alkyl, phenyl-C₁₋₄ alkyl, 4-7 membered heterocycloalkyl-C₁₋₄ alkyl, and 5-6 membered heteroaryl-C₁₋₄ alkyl, wherein said C₁₋₆ alkyl, C₂₋₆ alkenyl, C₂₋₆ alkynyl, C₁₋₆ haloalkyl, C₃₋₇ cycloalkyl, phenyl, 4-7 membered heterocycloalkyl, 5-6 membered heteroaryl, C₃₋₇ cycloalkyl-C₁₋₄ alkyl, phenyl-C₁₋₄ alkyl, 4-7 membered heterocycloalkyl-C₁₋₄ alkyl, and 5-6 membered heteroaryl-C₁₋₄ alkyl are each optionally substituted with 1, 2, 3, or 4 independently selected R^{5B} substituents;

each R^{b51} is independently selected from C₁₋₆ alkyl, C₁₋₆ haloalkyl, C₂₋₆ alkenyl, C₂₋₆ alkynyl, C₃₋₇ cycloalkyl, phenyl, 4-7 membered heterocycloalkyl, 5-6 membered heteroaryl, C₃₋₇ cycloalkyl-C₁₋₄ alkyl, phenyl-C₁₋₄ alkyl, 4-7 membered heterocycloalkyl-C₁₋₄ alkyl, and 5-6 membered heteroaryl-C₁₋₄ alkyl, which are each optionally substituted with 1, 2, 3, or 4 independently selected R^{5B} substituents;

each R^{a52}, R^{c52}, and R^{d52} is independently selected from H, C₁₋₆ alkyl, and C₁₋₆ haloalkyl, wherein said C₁₋₆ alkyl and C₁₋₆ haloalkyl are each optionally substituted with 1, 2, 3, or 4 independently selected R^G substituents;

each R^{b52} is independently selected from C₁₋₆ alkyl and C₁₋₆ haloalkyl, which are each optionally substituted with 1, 2, 3, or 4 independently selected R^G substituents; and

each R^G is independently selected from OH, NO₂, CN, halo, C₁₋₃ alkyl, C₂₋₃ alkenyl, C₂₋₃ alkynyl, C₁₋₃ haloalkyl, cyano-C₁₋₃ alkyl, HO-C₁₋₃ alkyl, C₁₋₃ alkoxy-C₁₋₃ alkyl, C₃₋₇ cycloalkyl, C₁₋₃ alkoxy, C₁₋₃ haloalkoxy, amino, C₁₋₃ alkylamino, di(C₁₋₃ alkyl)amino, thio, C₁₋₃ alkylthio, C₁₋₃ alkylsulfinyl, C₁₋₃ alkylsulfonyl, carbamyl, C₁₋₃ alkylcarbamyl, di(C₁₋₃ alkyl)carbamyl, carboxy, C₁₋₃ alkylcarbonyl, C₁₋₃ alkoxy-carbonyl, C₁₋₃ alkylcarbonyloxy, C₁₋₃ alkylcarbonylamino, C₁₋₃

alkoxycarbonylamino, C₁₋₃ alkylaminocarbonyloxy, C₁₋₃ alkylsulfonylamino, aminosulfonyl, C₁₋₃ alkylaminosulfonyl, di(C₁₋₃ alkyl)aminosulfonyl, aminosulfonylamino, C₁₋₃ alkylaminosulfonylamino, di(C₁₋₃ alkyl)aminosulfonylamino, aminocarbonylamino, C₁₋₃ alkylaminocarbonylamino, and
 5 di(C₁₋₃ alkyl)aminocarbonylamino.

In some embodiments:

n is an integer selected from 0, 1, 2, 3, or 4;

Ring moiety **A** is a monocyclic 3-7 membered cycloalkyl or monocyclic 4-7 membered heterocycloalkyl;

10 R¹ is selected from C₁₋₆ alkyl, C₁₋₆ haloalkyl, C₃₋₇ cycloalkyl, phenyl, 4-7 membered heterocycloalkyl, 5-6 membered heteroaryl, C₃₋₇ cycloalkyl-C₁₋₄ alkyl, phenyl-C₁₋₄ alkyl, 4-7 membered heterocycloalkyl-C₁₋₄ alkyl, and 5-6 membered heteroaryl-C₁₋₄ alkyl, each of which is optionally substituted by 1, 2, 3, or 4 independently selected R⁴ substituents;

15 R² is selected from C₂₋₆ alkyl and C₁₋₆ haloalkyl;

R³ is selected from C₁₋₆ alkyl and C₁₋₆ haloalkyl;

or R² and R³, together with the carbon atom to which they are attached, form Ring **B**;

Ring **B** is a 3-7 membered cycloalkyl ring, which is optionally substituted by
 20 1, 2, 3, or 4 independently selected R^G substituents;

each R⁴ is independently selected from halo, CN, C₁₋₆ alkyl, C₂₋₆ alkenyl, C₂₋₆ alkynyl, C₁₋₆ haloalkyl, OR^{a4}, C(O)R^{b4}, C(O)NR^{c4}R^{d4}, C(O)OR^{a4}, OC(O)R^{b4}, OC(O)NR^{c4}R^{d4}, NR^{c4}R^{d4}, NR^{c4}C(O)R^{b4}, NR^{c4}C(O)OR^{a4}, NR^{c4}C(O)NR^{c4}R^{d4}, NR^{c4}S(O)₂R^{b4}, NR^{c4}S(O)₂NR^{c4}R^{d4}, S(O)₂R^{b4}, and S(O)₂NR^{c4}R^{d4}, wherein said C₁₋₆
 25 alkyl, C₂₋₆ alkenyl, C₂₋₆ alkynyl, and C₁₋₆ haloalkyl are each optionally substituted with 1, 2, 3, or 4 independently selected R^{4A} substituents;

each R^{4A} is independently selected from halo, CN, NO₂, C₁₋₆ alkyl, C₂₋₆ alkenyl, C₂₋₆ alkynyl, C₁₋₆ haloalkyl, OR^{a41}, SR^{a41}, C(O)R^{b41}, C(O)NR^{c41}R^{d41}, C(O)OR^{a41}, OC(O)R^{b41}, OC(O)NR^{c41}R^{d41}, NR^{c41}R^{d41}, NR^{c41}C(O)R^{b41},
 30 NR^{c41}C(O)OR^{a41}, NR^{c41}C(O)NR^{c41}R^{d41}, NR^{c41}S(O)₂R^{b41}, NR^{c41}S(O)₂NR^{c41}R^{d41}, S(O)₂R^{b41}, and S(O)₂NR^{c41}R^{d41}, wherein said C₁₋₆ alkyl, C₂₋₆ alkenyl, C₂₋₆ alkynyl, and C₁₋₆ haloalkyl are each optionally substituted with 1, 2, 3, or 4 independently selected R^{4B} substituents;

each R^{4B} is independently selected from halo, CN, C₁₋₆ alkyl, C₁₋₆ haloalkyl, cyclopropyl, OR^{a42}, C(O)R^{b42}, C(O)NR^{c42}R^{d42}, C(O)OR^{a42}, NR^{c42}R^{d42}, NR^{c42}C(O)R^{b42}, S(O)₂R^{b42}, and S(O)₂NR^{c42}R^{d42};

each R^{a4}, R^{c4}, and R^{d4} is independently selected from H, C₁₋₆ alkyl, C₁₋₆ haloalkyl, C₃₋₇ cycloalkyl, phenyl, 4-7 membered heterocycloalkyl, 5-6 membered heteroaryl, C₃₋₇ cycloalkyl-C₁₋₄ alkyl, phenyl-C₁₋₄ alkyl, 4-7 membered heterocycloalkyl-C₁₋₄ alkyl, and 5-6 membered heteroaryl-C₁₋₄ alkyl, wherein said C₁₋₆ alkyl, C₁₋₆ haloalkyl, C₃₋₇ cycloalkyl, phenyl, 4-7 membered heterocycloalkyl, 5-6 membered heteroaryl, C₃₋₇ cycloalkyl-C₁₋₄ alkyl, phenyl-C₁₋₄ alkyl, 4-7 membered heterocycloalkyl-C₁₋₄ alkyl, and 5-6 membered heteroaryl-C₁₋₄ alkyl are each optionally substituted with 1, 2, 3, or 4 independently selected R^{4A} substituents;

each R^{b4} is independently selected from C₁₋₆ alkyl, C₁₋₆ haloalkyl, C₃₋₇ cycloalkyl, phenyl, 4-7 membered heterocycloalkyl, 5-6 membered heteroaryl, C₃₋₇ cycloalkyl-C₁₋₄ alkyl, phenyl-C₁₋₄ alkyl, 4-7 membered heterocycloalkyl-C₁₋₄ alkyl, and 5-6 membered heteroaryl-C₁₋₄ alkyl, which are each optionally substituted with 1, 2, 3, or 4 independently selected R^{4A} substituents;

each R^{a41}, R^{c41}, and R^{d41} is independently selected from H, C₁₋₆ alkyl, and C₁₋₆ haloalkyl, wherein said C₁₋₆ alkyl and C₁₋₆ haloalkyl are each optionally substituted with 1, 2, 3, or 4 independently selected R^{4B} substituents;

each R^{b41} is independently selected from C₁₋₆ alkyl and C₁₋₆ haloalkyl, which are each optionally substituted with 1, 2, 3, or 4 independently selected R^{4B} substituents;

each R^{a42}, R^{c42}, and R^{d42} is independently selected from H, C₁₋₆ alkyl, and C₁₋₆ haloalkyl;

each R^{b42} is independently selected from C₁₋₆ alkyl and C₁₋₆ haloalkyl;

each R⁵ is independently selected from halo, CN, NO₂, C₁₋₆ alkyl, C₂₋₆ alkenyl, C₂₋₆ alkynyl, C₁₋₆ haloalkyl, C₃₋₇ cycloalkyl, OR^{a5}, SR^{a5}, C(O)R^{b5}, C(O)NR^{c5}R^{d5}, C(O)OR^{a5}, OC(O)R^{b5}, OC(O)NR^{c5}R^{d5}, NR^{c5}R^{d5}, NR^{c5}C(O)R^{b5}, NR^{c5}C(O)OR^{a5}, NR^{c5}C(O)NR^{c5}R^{d5}, NR^{c5}S(O)₂R^{b5}, NR^{c5}S(O)₂NR^{c5}R^{d5}, S(O)₂R^{b5}, and S(O)₂NR^{c5}R^{d5}, wherein said C₁₋₆ alkyl, C₂₋₆ alkenyl, C₂₋₆ alkynyl, C₁₋₆ haloalkyl, and C₃₋₇ cycloalkyl are each optionally substituted with 1, 2, 3, or 4 independently selected R^{5A} substituents;

each R^{5A} is independently selected from halo, CN, NO₂, C₁₋₆ alkyl, C₂₋₆ alkenyl, C₂₋₆ alkynyl, C₁₋₆ haloalkyl, OR^{a51}, SR^{a51}, C(O)R^{b51}, C(O)NR^{c51}R^{d51},

$C(O)OR^{a51}$, $OC(O)R^{b51}$, $OC(O)NR^{c51}R^{d51}$, $NR^{c51}R^{d51}$, $NR^{c51}C(O)R^{b51}$,
 $NR^{c51}C(O)OR^{a51}$, $NR^{c51}C(O)NR^{c51}R^{d51}$, $NR^{c51}S(O)_2R^{b51}$, $NR^{c51}S(O)_2NR^{c51}R^{d51}$,
 $S(O)_2R^{b51}$, and $S(O)_2NR^{c51}R^{d51}$, wherein said C_{1-6} alkyl, C_{2-6} alkenyl, C_{2-6} alkynyl, and
5 R^{5B} substituents;

each R^{5B} is independently selected from halo, CN, C_{1-6} alkyl, C_{1-6} haloalkyl,
cyclopropyl, OR^{a52} , $C(O)R^{b52}$, $C(O)NR^{c52}R^{d52}$, $C(O)OR^{a52}$, $NR^{c52}R^{d52}$,
 $NR^{c52}C(O)R^{b52}$, $S(O)_2R^{b52}$, and $S(O)_2NR^{c52}R^{d52}$;

each R^{a5} , R^{c5} , and R^{d5} is independently selected from H, C_{1-6} alkyl, C_{1-6}
10 haloalkyl, C_{3-7} cycloalkyl, phenyl, 4-7 membered heterocycloalkyl, 5-6 membered
heteroaryl, C_{3-7} cycloalkyl- C_{1-4} alkyl, phenyl- C_{1-4} alkyl, 4-7 membered
heterocycloalkyl- C_{1-4} alkyl, and 5-6 membered heteroaryl- C_{1-4} alkyl, wherein said C_{1-6}
alkyl, C_{1-6} haloalkyl, C_{3-7} cycloalkyl, phenyl, 4-7 membered heterocycloalkyl, 5-6
membered heteroaryl, C_{3-7} cycloalkyl- C_{1-4} alkyl, phenyl- C_{1-4} alkyl, 4-7 membered
15 heterocycloalkyl- C_{1-4} alkyl, and 5-6 membered heteroaryl- C_{1-4} alkyl are each
optionally substituted with 1, 2, 3, or 4 independently selected R^{5A} substituents;

each R^{b5} is independently selected from C_{1-6} alkyl, C_{1-6} haloalkyl, C_{3-7}
cycloalkyl, phenyl, 4-7 membered heterocycloalkyl, 5-6 membered heteroaryl, C_{3-7}
cycloalkyl- C_{1-4} alkyl, phenyl- C_{1-4} alkyl, 4-7 membered heterocycloalkyl- C_{1-4} alkyl,
20 and 5-6 membered heteroaryl- C_{1-4} alkyl, which are each optionally substituted with 1,
2, 3, or 4 independently selected R^{5A} substituents;

each R^{a51} , R^{c51} , and R^{d51} is independently selected from H, C_{1-6} alkyl, and C_{1-6}
haloalkyl, wherein said C_{1-6} alkyl and C_{1-6} haloalkyl are each optionally substituted
with 1, 2, 3, or 4 independently selected R^{5B} substituents;

each R^{b51} is independently selected from C_{1-6} alkyl and C_{1-6} haloalkyl, which
are each optionally substituted with 1, 2, 3, or 4 independently selected R^{5B}
substituents;

each R^{a52} , R^{c52} , and R^{d52} is independently selected from H, C_{1-6} alkyl, and C_{1-6}
haloalkyl;

each R^{b52} is independently selected from C_{1-6} alkyl and C_{1-6} haloalkyl; and

each R^G is independently selected from OH, NO_2 , CN, halo, C_{1-3} alkyl, C_{2-3}
alkenyl, C_{2-3} alkynyl, C_{1-3} haloalkyl, cyano- C_{1-3} alkyl, HO- C_{1-3} alkyl, C_{1-3} alkoxy- C_{1-3}
alkyl, C_{3-7} cycloalkyl, C_{1-3} alkoxy, C_{1-3} haloalkoxy, amino, C_{1-3} alkylamino, di(C_{1-3}
alkyl)amino, thio, C_{1-3} alkylthio, C_{1-3} alkylsulfinyl, C_{1-3} alkylsulfonyl, carbamyl, C_{1-3}

alkylcarbonyl, di(C₁₋₃ alkyl)carbonyl, carboxy, C₁₋₃ alkylcarbonyl, C₁₋₃
 alkoxy carbonyl, C₁₋₃ alkylcarbonyloxy, C₁₋₃ alkylcarbonylamino, C₁₋₃
 alkoxy carbonylamino, C₁₋₃ alkylaminocarbonyloxy, C₁₋₃ alkylsulfonylamino,
 aminosulfonyl, C₁₋₃ alkylaminosulfonyl, di(C₁₋₃ alkyl)aminosulfonyl,
 5 aminosulfonylamino, C₁₋₃ alkylaminosulfonylamino, di(C₁₋₃
 alkyl)aminosulfonylamino, aminocarbonylamino, C₁₋₃ alkylaminocarbonylamino, and
 di(C₁₋₃ alkyl)aminocarbonylamino.

In some embodiments:

n is an integer selected from 0, 1, 2, 3, or 4;

10 Ring moiety **A** is a monocyclic 3-7 membered cycloalkyl or monocyclic 4-7
 membered heterocycloalkyl;

R¹ is selected from C₁₋₆ alkyl, C₁₋₆ haloalkyl, C₃₋₇ cycloalkyl, phenyl, 4-7
 membered heterocycloalkyl, 5-6 membered heteroaryl, C₃₋₇ cycloalkyl-C₁₋₄ alkyl,
 phenyl-C₁₋₄ alkyl, 4-7 membered heterocycloalkyl-C₁₋₄ alkyl, and 5-6 membered
 15 heteroaryl-C₁₋₄ alkyl, each of which is optionally substituted by 1, 2, 3, or 4
 independently selected R⁴ substituents;

R² is selected from C₂₋₆ alkyl and C₁₋₆ haloalkyl;

R³ is selected from C₁₋₆ alkyl and C₁₋₆ haloalkyl;

or R² and R³, together with the carbon atom to which they are attached, form

20 Ring **B**;

Ring **B** is a 3-7 membered cycloalkyl ring;

each R⁴ is independently selected from halo, CN, C₁₋₆ alkyl, C₂₋₆ alkenyl, C₂₋₆
 alkynyl, C₁₋₆ haloalkyl, OR^{a4}, C(O)R^{b4}, C(O)NR^{c4}R^{d4}, C(O)OR^{a4}, OC(O)R^{b4},
 OC(O)NR^{c4}R^{d4}, NR^{c4}R^{d4}, NR^{c4}C(O)R^{b4}, NR^{c4}C(O)OR^{a4}, NR^{c4}C(O)NR^{c4}R^{d4},
 25 NR^{c4}S(O)₂R^{b4}, NR^{c4}S(O)₂NR^{c4}R^{d4}, S(O)₂R^{b4}, and S(O)₂NR^{c4}R^{d4}, wherein said C₁₋₆
 alkyl, C₂₋₆ alkenyl, C₂₋₆ alkynyl, and C₁₋₆ haloalkyl are each optionally substituted
 with 1, 2, 3, or 4 independently selected R^{4A} substituents;

each R^{4A} is independently selected from halo, CN, NO₂, C₁₋₆ alkyl, C₂₋₆
 alkenyl, C₂₋₆ alkynyl, C₁₋₆ haloalkyl, OR^{a41}, SR^{a41}, C(O)R^{b41}, C(O)NR^{c41}R^{d41},
 30 C(O)OR^{a41}, OC(O)R^{b41}, OC(O)NR^{c41}R^{d41}, NR^{c41}R^{d41}, NR^{c41}C(O)R^{b41},
 NR^{c41}C(O)OR^{a41}, NR^{c41}C(O)NR^{c41}R^{d41}, NR^{c41}S(O)₂R^{b41}, NR^{c41}S(O)₂NR^{c41}R^{d41},
 S(O)₂R^{b41}, and S(O)₂NR^{c41}R^{d41};

each R^{a4}, R^{c4}, and R^{d4} is independently selected from H, C₁₋₆ alkyl, C₁₋₆
 haloalkyl, C₃₋₇ cycloalkyl, phenyl, 4-7 membered heterocycloalkyl, 5-6 membered

heteroaryl, C₃₋₇ cycloalkyl-C₁₋₄ alkyl, phenyl-C₁₋₄ alkyl, 4-7 membered heterocycloalkyl-C₁₋₄ alkyl, and 5-6 membered heteroaryl-C₁₋₄ alkyl, wherein said C₁₋₆ alkyl, C₁₋₆ haloalkyl, C₃₋₇ cycloalkyl, phenyl, 4-7 membered heterocycloalkyl, 5-6 membered heteroaryl, C₃₋₇ cycloalkyl-C₁₋₄ alkyl, phenyl-C₁₋₄ alkyl, 4-7 membered heterocycloalkyl-C₁₋₄ alkyl, and 5-6 membered heteroaryl-C₁₋₄ alkyl are each optionally substituted with 1, 2, 3, or 4 independently selected R^{4A} substituents;

each R^{b4} is independently selected from C₁₋₆ alkyl, C₁₋₆ haloalkyl, C₃₋₇ cycloalkyl, phenyl, 4-7 membered heterocycloalkyl, 5-6 membered heteroaryl, C₃₋₇ cycloalkyl-C₁₋₄ alkyl, phenyl-C₁₋₄ alkyl, 4-7 membered heterocycloalkyl-C₁₋₄ alkyl, and 5-6 membered heteroaryl-C₁₋₄ alkyl, which are each optionally substituted with 1, 2, 3, or 4 independently selected R^{4A} substituents;

each R^{a41}, R^{c41}, and R^{d41} is independently selected from H, C₁₋₆ alkyl, and C₁₋₆ haloalkyl;

each R^{b41} is independently selected from C₁₋₆ alkyl and C₁₋₆ haloalkyl;

each R⁵ is independently selected from halo, CN, NO₂, C₁₋₆ alkyl, C₂₋₆ alkenyl, C₂₋₆ alkynyl, C₁₋₆ haloalkyl, C₃₋₇ cycloalkyl, OR^{a5}, SR^{a5}, C(O)R^{b5}, C(O)NR^{c5}R^{d5}, C(O)OR^{a5}, OC(O)R^{b5}, OC(O)NR^{c5}R^{d5}, NR^{c5}R^{d5}, NR^{c5}C(O)R^{b5}, NR^{c5}C(O)OR^{a5}, NR^{c5}C(O)NR^{c5}R^{d5}, NR^{c5}S(O)₂R^{b5}, NR^{c5}S(O)₂NR^{c5}R^{d5}, S(O)₂R^{b5}, and S(O)₂NR^{c5}R^{d5};

each R^{5A} is independently selected from halo, CN, NO₂, C₁₋₆ alkyl, C₂₋₆ alkenyl, C₂₋₆ alkynyl, C₁₋₆ haloalkyl, OR^{a51}, SR^{a51}, C(O)R^{b51}, C(O)NR^{c51}R^{d51}, C(O)OR^{a51}, OC(O)R^{b51}, OC(O)NR^{c51}R^{d51}, NR^{c51}R^{d51}, NR^{c51}C(O)R^{b51}, NR^{c51}C(O)OR^{a51}, NR^{c51}C(O)NR^{c51}R^{d51}, NR^{c51}S(O)₂R^{b51}, NR^{c51}S(O)₂NR^{c51}R^{d51}, S(O)₂R^{b51}, and S(O)₂NR^{c51}R^{d51};

each R^{a5}, R^{c5}, and R^{d5} is independently selected from H, C₁₋₆ alkyl, C₁₋₆ haloalkyl, C₃₋₇ cycloalkyl, phenyl, 4-7 membered heterocycloalkyl, 5-6 membered heteroaryl, C₃₋₇ cycloalkyl-C₁₋₄ alkyl, phenyl-C₁₋₄ alkyl, 4-7 membered heterocycloalkyl-C₁₋₄ alkyl, and 5-6 membered heteroaryl-C₁₋₄ alkyl, wherein said C₁₋₆ alkyl, C₁₋₆ haloalkyl, C₃₋₇ cycloalkyl, phenyl, 4-7 membered heterocycloalkyl, 5-6 membered heteroaryl, C₃₋₇ cycloalkyl-C₁₋₄ alkyl, phenyl-C₁₋₄ alkyl, 4-7 membered heterocycloalkyl-C₁₋₄ alkyl, and 5-6 membered heteroaryl-C₁₋₄ alkyl are each optionally substituted with 1, 2, 3, or 4 independently selected R^{5A} substituents;

each R^{b5} is independently selected from C₁₋₆ alkyl, C₁₋₆ haloalkyl, C₃₋₇ cycloalkyl, phenyl, 4-7 membered heterocycloalkyl, 5-6 membered heteroaryl, C₃₋₇ cycloalkyl-C₁₋₄ alkyl, phenyl-C₁₋₄ alkyl, 4-7 membered heterocycloalkyl-C₁₋₄ alkyl,

and 5-6 membered heteroaryl-C₁₋₄ alkyl, which are each optionally substituted with 1, 2, 3, or 4 independently selected R^{5A} substituents;

each R^{a51}, R^{c51}, and R^{d51} is independently selected from H, C₁₋₆ alkyl, and C₁₋₆ haloalkyl; and

5 each R^{b51} is independently selected from C₁₋₆ alkyl and C₁₋₆ haloalkyl.

In some embodiments:

n is an integer selected from 0, 1, 2, 3, or 4;

Ring moiety **A** is a monocyclic 3-7 membered cycloalkyl or monocyclic 4-7 membered heterocycloalkyl;

10 R¹ is selected from C₁₋₆ alkyl, C₁₋₆ haloalkyl, C₃₋₇ cycloalkyl, phenyl, 4-7 membered heterocycloalkyl, 5-6 membered heteroaryl, C₃₋₇ cycloalkyl-C₁₋₄ alkyl, phenyl-C₁₋₄ alkyl, 4-7 membered heterocycloalkyl-C₁₋₄ alkyl, and 5-6 membered heteroaryl-C₁₋₄ alkyl, each of which is optionally substituted by 1, 2, 3, or 4 independently selected R⁴ substituents;

15 R² is selected from C₂₋₆ alkyl and C₁₋₆ haloalkyl;

R³ is selected from C₁₋₆ alkyl and C₁₋₆ haloalkyl;

or R² and R³, together with the carbon atom to which they are attached, form Ring **B**;

Ring **B** is a 3-7 membered cycloalkyl ring;

20 each R⁴ is independently selected from halo, CN, C₁₋₆ alkyl, C₂₋₆ alkenyl, C₂₋₆ alkynyl, C₁₋₆ haloalkyl, OR^{a4}, C(O)R^{b4}, C(O)NR^{c4}R^{d4}, C(O)OR^{a4}, OC(O)R^{b4}, OC(O)NR^{c4}R^{d4}, NR^{c4}R^{d4}, NR^{c4}C(O)R^{b4}, NR^{c4}C(O)OR^{a4}, NR^{c4}C(O)NR^{c4}R^{d4}, NR^{c4}S(O)₂R^{b4}, NR^{c4}S(O)₂NR^{c4}R^{d4}, S(O)₂R^{b4}, and S(O)₂NR^{c4}R^{d4}, wherein said C₁₋₆ alkyl, C₂₋₆ alkenyl, C₂₋₆ alkynyl, and C₁₋₆ haloalkyl are each optionally substituted
25 with 1, 2, 3, or 4 independently selected R^{4A} substituents;

each R^{4A} is independently selected from halo, CN, C₁₋₆ alkyl, C₁₋₆ haloalkyl, OR^{a41}, C(O)R^{b41}, C(O)NR^{c41}R^{d41}, C(O)OR^{a41}, NR^{c41}R^{d41}, NR^{c41}C(O)R^{b41}, NNR^{c41}S(O)₂R^{b41}, S(O)₂R^{b41}, and S(O)₂NR^{c41}R^{d41};

30 each R^{a4}, R^{c4}, and R^{d4} is independently selected from H, C₁₋₆ alkyl and C₁₋₆ haloalkyl, wherein said C₁₋₆ alkyl and C₁₋₆ haloalkyl are each optionally substituted with 1, 2, 3, or 4 independently selected R^{4A} substituents;

each R^{b4} is independently selected from C₁₋₆ alkyl and C₁₋₆ haloalkyl, which are each optionally substituted with 1, 2, 3, or 4 independently selected R^{4A} substituents;

each R^{a41} , R^{c41} , and R^{d41} is independently selected from H, C₁₋₆ alkyl, and C₁₋₆ haloalkyl;

each R^{b41} is independently selected from C₁₋₆ alkyl and C₁₋₆ haloalkyl;

each R^5 is independently selected from C₁₋₆ alkyl, C₂₋₆ alkenyl, C₂₋₆ alkynyl,
5 C₁₋₆ haloalkyl, C(O) R^{b5} , C(O)NR^{c5} R^{d5} , C(O)OR^{a5}, S(O)₂ R^{b5} , and S(O)₂NR^{c5} R^{d5} ;

each R^{5A} is independently selected from halo, CN, C₁₋₆ alkyl, and C₁₋₆ haloalkyl;

each R^{a5} , R^{c5} , and R^{d5} is independently selected from H, C₁₋₆ alkyl, C₁₋₆ haloalkyl, C₃₋₇ cycloalkyl, phenyl, 4-7 membered heterocycloalkyl, 5-6 membered
10 heteroaryl, C₃₋₇ cycloalkyl-C₁₋₄ alkyl, phenyl-C₁₋₄ alkyl, 4-7 membered heterocycloalkyl-C₁₋₄ alkyl, and 5-6 membered heteroaryl-C₁₋₄ alkyl, wherein said C₁₋₆ alkyl, C₁₋₆ haloalkyl, C₃₋₇ cycloalkyl, phenyl, 4-7 membered heterocycloalkyl, 5-6 membered heteroaryl, C₃₋₇ cycloalkyl-C₁₋₄ alkyl, phenyl-C₁₋₄ alkyl, 4-7 membered heterocycloalkyl-C₁₋₄ alkyl, and 5-6 membered heteroaryl-C₁₋₄ alkyl are each
15 optionally substituted with 1, 2, 3, or 4 independently selected R^{5A} substituents; and

each R^{b5} is independently selected from C₁₋₆ alkyl, C₁₋₆ haloalkyl, C₃₋₇ cycloalkyl, phenyl, 4-7 membered heterocycloalkyl, 5-6 membered heteroaryl, C₃₋₇ cycloalkyl-C₁₋₄ alkyl, phenyl-C₁₋₄ alkyl, 4-7 membered heterocycloalkyl-C₁₋₄ alkyl, and 5-6 membered heteroaryl-C₁₋₄ alkyl, which are each optionally substituted with 1,
20 2, 3, or 4 independently selected R^{5A} substituents.

In some embodiments:

n is an integer selected from 0, 1, 2, 3, or 4;

Ring moiety **A** is a monocyclic 3-7 membered cycloalkyl or monocyclic 4-7 membered heterocycloalkyl;

R^1 is selected from C₁₋₆ alkyl, C₁₋₆ haloalkyl, C₃₋₇ cycloalkyl, phenyl, 4-7 membered heterocycloalkyl, 5-6 membered heteroaryl, C₃₋₇ cycloalkyl-C₁₋₄ alkyl, phenyl-C₁₋₄ alkyl, 4-7 membered heterocycloalkyl-C₁₋₄ alkyl, and 5-6 membered heteroaryl-C₁₋₄ alkyl, each of which is optionally substituted by 1, 2, 3, or 4 independently selected R^4 substituents;

30 R^2 is selected from C₂₋₆ alkyl and C₁₋₆ haloalkyl;

R^3 is selected from C₁₋₆ alkyl and C₁₋₆ haloalkyl;

or R^2 and R^3 , together with the carbon atom to which they are attached, form Ring **B**;

Ring **B** is a 3-7 membered cycloalkyl ring;

each R⁴ is independently selected from halo, CN, C₁₋₆ alkyl, C₂₋₆ alkenyl, C₂₋₆ alkynyl, C₁₋₆ haloalkyl, OR^{a4}, C(O)R^{b4}, C(O)NR^{c4}R^{d4}, C(O)OR^{a4}, OC(O)R^{b4}, OC(O)NR^{c4}R^{d4}, NR^{c4}R^{d4}, NR^{c4}C(O)R^{b4}, NR^{c4}C(O)OR^{a4}, NR^{c4}C(O)NR^{c4}R^{d4}, NR^{c4}S(O)₂R^{b4}, NR^{c4}S(O)₂NR^{c4}R^{d4}, S(O)₂R^{b4}, and S(O)₂NR^{c4}R^{d4};

5 each R^{a4}, R^{c4}, and R^{d4} is independently selected from H, C₁₋₆ alkyl and C₁₋₆ haloalkyl;

each R^{b4} is independently selected from C₁₋₆ alkyl and C₁₋₆ haloalkyl;

each R⁵ is independently selected from C₁₋₆ alkyl, C₂₋₆ alkenyl, C₂₋₆ alkynyl, C₁₋₆ haloalkyl, C(O)R^{b5}, C(O)NR^{c5}R^{d5}, C(O)OR^{a5}, S(O)₂R^{b5}, and S(O)₂NR^{c5}R^{d5};

10 each R^{5A} is independently selected from halo, CN, C₁₋₆ alkyl, and C₁₋₆ haloalkyl;

each R^{a5}, R^{c5}, and R^{d5} is independently selected from H, C₁₋₆ alkyl, C₁₋₆ haloalkyl, C₃₋₇ cycloalkyl, phenyl, 4-7 membered heterocycloalkyl, 5-6 membered heteroaryl, C₃₋₇ cycloalkyl-C₁₋₄ alkyl, phenyl-C₁₋₄ alkyl, 4-7 membered

15 heterocycloalkyl-C₁₋₄ alkyl, and 5-6 membered heteroaryl-C₁₋₄ alkyl, wherein said C₁₋₆ alkyl, C₁₋₆ haloalkyl, C₃₋₇ cycloalkyl, phenyl, 4-7 membered heterocycloalkyl, 5-6 membered heteroaryl, C₃₋₇ cycloalkyl-C₁₋₄ alkyl, phenyl-C₁₋₄ alkyl, 4-7 membered heterocycloalkyl-C₁₋₄ alkyl, and 5-6 membered heteroaryl-C₁₋₄ alkyl are each optionally substituted with 1, 2, 3, or 4 independently selected R^{5A} substituents; and

20 each R^{b5} is independently selected from C₁₋₆ alkyl, C₁₋₆ haloalkyl, C₃₋₇ cycloalkyl, phenyl, 4-7 membered heterocycloalkyl, 5-6 membered heteroaryl, C₃₋₇ cycloalkyl-C₁₋₄ alkyl, phenyl-C₁₋₄ alkyl, 4-7 membered heterocycloalkyl-C₁₋₄ alkyl, and 5-6 membered heteroaryl-C₁₋₄ alkyl, which are each optionally substituted with 1, 2, 3, or 4 independently selected R^{5A} substituents.

25 In some embodiments:

n is an integer selected from 0, 1, 2, 3, or 4;

Ring moiety **A** is a monocyclic 3-7 membered cycloalkyl or monocyclic 4-7 membered heterocycloalkyl;

30 R¹ is selected from C₁₋₆ haloalkyl, C₃₋₇ cycloalkyl, and phenyl, each of which is optionally substituted by 1 or 2 independently selected R⁴ substituents;

R² is selected from C₂₋₆ alkyl and C₁₋₆ haloalkyl;

R³ is selected from C₁₋₆ alkyl and C₁₋₆ haloalkyl;

or R² and R³, together with the carbon atom to which they are attached, form

Ring **B**;

Ring **B** is a 3-7 membered cycloalkyl ring;

each R^4 is independently selected from halo, CN, C_{1-6} alkyl, C_{1-6} haloalkyl, OR^{a4} , and $NR^{c4}R^{d4}$;

each R^{a4} , R^{c4} , and R^{d4} is independently selected from H, C_{1-6} alkyl and C_{1-6} haloalkyl;

each R^5 is independently selected from C_{1-6} alkyl, C_{2-6} alkenyl, C_{2-6} alkynyl, C_{1-6} haloalkyl, $C(O)R^{b5}$, $C(O)NR^{c5}R^{d5}$, $C(O)OR^{a5}$, $S(O)_2R^{b5}$, and $S(O)_2NR^{c5}R^{d5}$;

each R^{5A} is independently selected from halo, CN, C_{1-6} alkyl, and C_{1-6} haloalkyl;

each R^{a5} , R^{c5} , and R^{d5} is independently selected from H, C_{1-6} alkyl, C_{1-6} haloalkyl, C_{3-7} cycloalkyl, phenyl, 4-7 membered heterocycloalkyl, 5-6 membered heteroaryl, C_{3-7} cycloalkyl- C_{1-4} alkyl, phenyl- C_{1-4} alkyl, 4-7 membered heterocycloalkyl- C_{1-4} alkyl, and 5-6 membered heteroaryl- C_{1-4} alkyl, wherein said C_{1-6} alkyl, C_{1-6} haloalkyl, C_{3-7} cycloalkyl, phenyl, 4-7 membered heterocycloalkyl, 5-6 membered heteroaryl, C_{3-7} cycloalkyl- C_{1-4} alkyl, phenyl- C_{1-4} alkyl, 4-7 membered heterocycloalkyl- C_{1-4} alkyl, and 5-6 membered heteroaryl- C_{1-4} alkyl are each optionally substituted with 1, 2, 3, or 4 independently selected R^{5A} substituents; and

each R^{b5} is independently selected from C_{1-6} alkyl, C_{1-6} haloalkyl, C_{3-7} cycloalkyl, phenyl, 4-7 membered heterocycloalkyl, 5-6 membered heteroaryl, C_{3-7} cycloalkyl- C_{1-4} alkyl, phenyl- C_{1-4} alkyl, 4-7 membered heterocycloalkyl- C_{1-4} alkyl, and 5-6 membered heteroaryl- C_{1-4} alkyl, which are each optionally substituted with 1, 2, 3, or 4 independently selected R^{5A} substituents.

In some embodiments:

n is an integer selected from 0, 1, or 2;

Ring moiety **A** is monocyclic 4-7 membered heterocycloalkyl;

R^1 is selected from C_{1-6} haloalkyl, C_{3-7} cycloalkyl, and phenyl, each of which is optionally substituted by 1 or 2 independently selected R^4 substituents;

R^2 is selected from ethyl, propyl, isopropyl, and C_{1-3} fluoroalkyl;

R^3 is selected from methyl, ethyl, propyl, isopropyl, and C_{1-3} fluoroalkyl;

or R^2 and R^3 , together with the carbon atom to which they are attached, form

Ring **B**;

Ring **B** is a 3-4 membered cycloalkyl ring;

each R^4 is independently selected from C_{1-6} alkyl and C_{1-6} haloalkyl;

each R⁵ is independently selected from C₁₋₆ alkyl, C₁₋₆ haloalkyl, and S(O)₂R^{b5};

each R^{b5} is independently selected from C₁₋₆ alkyl, C₁₋₆ haloalkyl, C₃₋₇ cycloalkyl, phenyl, 4-7 membered heterocycloalkyl, and 5-6 membered heteroaryl, which are each optionally substituted by 1 or 2 independently selected R^{5A} substituents; and

each R^{5A} is independently selected from halo, CN, C₁₋₆ alkyl, and C₁₋₆ haloalkyl.

In some embodiments of compounds of Formula (II), (IIa), (IIb), (IIc), (IIIa), (IIIb), (IIIc), (IIIc), (IVa), (IVb), (IVc), or (IVd):

k, when present, is n-1;

n is an integer selected from 1 and 2;

Ring moiety **A** is a monocyclic 4-6 membered heterocycloalkyl;

R¹ is selected from C₁₋₆ alkyl, C₂₋₆ alkenyl, C₂₋₆ alkynyl, C₁₋₆ haloalkyl, C₃₋₁₀ cycloalkyl, phenyl, 4-10 membered heterocycloalkyl, 5-10 membered heteroaryl, C₃₋₁₀ cycloalkyl-C₁₋₄ alkyl, 6-10 membered aryl-C₁₋₄ alkyl, 4-10 membered heterocycloalkyl-C₁₋₄ alkyl, and 5-10 membered heteroaryl-C₁₋₄ alkyl, wherein said C₁₋₆ alkyl, C₂₋₆ alkenyl, C₂₋₆ alkynyl, C₁₋₆ haloalkyl, C₃₋₁₀ cycloalkyl, phenyl, 4-10 membered heterocycloalkyl, 5-10 membered heteroaryl, C₃₋₁₀ cycloalkyl-C₁₋₄ alkyl, 6-10 membered aryl-C₁₋₄ alkyl, 4-10 membered heterocycloalkyl-C₁₋₄ alkyl, and 5-10 membered heteroaryl-C₁₋₄ alkyl are each optionally substituted by 1, 2, or 3 independently selected R⁴ substituents;

R² and R³, together with the carbon atom to which they are attached, form Ring **B**;

Ring **B** is a 3-7 membered cycloalkyl ring;

each R⁴ is independently selected from H, halo, CN, C₁₋₆ alkyl, C₁₋₆ haloalkyl, C₃₋₄ cycloalkyl, OR^{a4}, C(O)R^{b4}, C(O)NR^{c4}R^{d4}, C(O)OR^{a4}, OC(O)R^{b4}, OC(O)NR^{c4}R^{d4}, NR^{c4}R^{d4}, NR^{c4}C(O)R^{b4}, NR^{c4}C(O)OR^{a4}, NR^{c4}C(O)NR^{c4}R^{d4}, NR^{c4}S(O)₂R^{b4}, NR^{c4}S(O)₂NR^{c4}R^{d4}, S(O)₂R^{b4}, and S(O)₂NR^{c4}R^{d4};

each R⁵ is independently selected from H, halo, CN, C₁₋₃ alkyl, and C₁₋₃ haloalkyl;

each R^{5A} is independently selected from H, D, halo, CN, NO₂, C₁₋₆ alkyl, C₂₋₆ alkenyl, C₂₋₆ alkynyl, C₁₋₆ haloalkyl, C₃₋₇ cycloalkyl, phenyl, 4-7 membered heterocycloalkyl, 5-6 membered heteroaryl, C₃₋₇ cycloalkyl-C₁₋₄ alkyl, phenyl-C₁₋₄

alkyl, 4-7 membered heterocycloalkyl-C₁₋₄ alkyl, 5-6 membered heteroaryl-C₁₋₄ alkyl, OR^{a51}, C(O)R^{b51}, C(O)NR^{c51}R^{d51}C(O)OR^{a51}, OC(O)R^{b51}, OC(O)NR^{c51}R^{d51}, NR^{c51}R^{d51}, NR^{c51}C(O)R^{b51}, NR^{c51}C(O)OR^{a51}, NR^{c51}C(O)NR^{c51}R^{d51}, NR^{c51}S(O)₂R^{b51}, NR^{c51}S(O)₂NR^{c51}R^{d51}, S(O)₂R^{b51}, and S(O)₂NR^{c51}R^{d51}, wherein said C₁₋₆ alkyl, C₂₋₆

5 alkenyl, C₂₋₆ alkynyl, C₁₋₆ haloalkyl, C₃₋₇ cycloalkyl, phenyl, 4-7 membered heterocycloalkyl, 5-6 membered heteroaryl, C₃₋₇ cycloalkyl-C₁₋₄ alkyl, phenyl-C₁₋₄ alkyl, 4-7 membered heterocycloalkyl-C₁₋₄ alkyl, and 5-6 membered heteroaryl-C₁₋₄ alkyl are each optionally substituted with 1, 2, 3, or 4 independently selected R^{5B} substituents;

10 each R^{5B} is independently selected from H, halo, CN, C₁₋₆ alkyl, C₁₋₆ haloalkyl, OH, NO₂, CN, halo, C₁₋₃ alkyl, C₂₋₃ alkenyl, C₂₋₃ alkynyl, C₁₋₃ haloalkyl, cyano-C₁₋₃ alkyl, HO-C₁₋₃ alkyl, C₁₋₃ alkoxy-C₁₋₃ alkyl, C₃₋₇ cycloalkyl, C₁₋₃ alkoxy, C₁₋₃ haloalkoxy, amino, C₁₋₃ alkylamino, di(C₁₋₃ alkyl)amino, thio, C₁₋₃ alkylthio, C₁₋₃ alkylsulfinyl, C₁₋₃ alkylsulfonyl, carbamyl, C₁₋₃ alkylcarbamyl, di(C₁₋₃ alkyl)carbamyl, 15 carboxy, C₁₋₃ alkylcarbonyl, C₁₋₃ alkoxy carbonyl, C₁₋₃ alkylcarbonyloxy, C₁₋₃ alkylcarbonylamino, C₁₋₃ alkoxy carbonylamino, C₁₋₃ alkylaminocarbonyloxy, C₁₋₃ alkylsulfonylamino, aminosulfonyl, C₁₋₃ alkylaminosulfonyl, di(C₁₋₃ alkyl)aminosulfonyl, aminosulfonylamino, C₁₋₃ alkylaminosulfonylamino, di(C₁₋₃ alkyl)aminosulfonylamino, aminocarbonylamino, C₁₋₃ alkylaminocarbonylamino, and 20 di(C₁₋₃ alkyl)aminocarbonylamino;

each R^{a4}, R^{c4}, and R^{d4} is independently selected from H, C₁₋₆ alkyl, and C₁₋₆ haloalkyl;

each R^{b5} is independently selected from C₁₋₆ alkyl, C₁₋₆ haloalkyl, C₂₋₆ alkenyl, C₂₋₆ alkynyl, C₃₋₁₀ cycloalkyl, 6-10 membered aryl, 4-10 membered heterocycloalkyl, 25 5-10 membered heteroaryl, C₃₋₁₀ cycloalkyl-C₁₋₄ alkyl, 6-10 membered aryl-C₁₋₄ alkyl, 4-10 membered heterocycloalkyl-C₁₋₄ alkyl, and 5-10 membered heteroaryl-C₁₋₄ alkyl, which are each optionally substituted with 1, 2, 3, or 4 independently selected R^{5A} substituents;

each R^{a51}, R^{c51}, and R^{d51} is independently selected from H, C₁₋₆ alkyl, C₁₋₆ 30 haloalkyl, C₂₋₆ alkenyl, C₂₋₆ alkynyl, C₃₋₇ cycloalkyl, phenyl, 4-7 membered heterocycloalkyl, 5-6 membered heteroaryl, C₃₋₇ cycloalkyl-C₁₋₄ alkyl, phenyl-C₁₋₄ alkyl, 4-7 membered heterocycloalkyl-C₁₋₄ alkyl, and 5-6 membered heteroaryl-C₁₋₄ alkyl, wherein said C₁₋₆ alkyl, C₂₋₆ alkenyl, C₂₋₆ alkynyl, C₁₋₆ haloalkyl, C₃₋₇ cycloalkyl, phenyl, 4-7 membered heterocycloalkyl, 5-6 membered heteroaryl, C₃₋₇

cycloalkyl-C₁₋₄ alkyl, phenyl-C₁₋₄ alkyl, 4-7 membered heterocycloalkyl-C₁₋₄ alkyl, and 5-6 membered heteroaryl-C₁₋₄ alkyl are each optionally substituted with 1, 2, 3, or 4 independently selected R^{5B} substituents; and

each R^{b51} is independently selected from C₁₋₆ alkyl, C₁₋₆ haloalkyl, C₂₋₆ alkenyl, C₂₋₆ alkynyl, C₃₋₇ cycloalkyl, phenyl, 4-7 membered heterocycloalkyl, 5-6 membered heteroaryl, C₃₋₇ cycloalkyl-C₁₋₄ alkyl, phenyl-C₁₋₄ alkyl, 4-7 membered heterocycloalkyl-C₁₋₄ alkyl, and 5-6 membered heteroaryl-C₁₋₄ alkyl, which are each optionally substituted with 1, 2, 3, or 4 independently selected R^{5B} substituents.

In some embodiments of compounds of Formula (II), (IIa), (IIb), (IIc), (IIIa), (IIIb), (IIIc), (IIIc), (IVa), (IVb), (IVc), or (IVd):

k, when present, is n-1;

n is 1 or 2;

Ring moiety **A** is 4-6 membered heterocycloalkyl;

R¹ is selected from C₁₋₆ alkyl, C₁₋₆ haloalkyl, C₃₋₁₀ cycloalkyl, 6-10 membered aryl, 4-10 membered heterocycloalkyl, 5-10 membered heteroaryl, C₃₋₁₀ cycloalkyl-C₁₋₄ alkyl, 6-10 membered aryl-C₁₋₄ alkyl, 4-10 membered heterocycloalkyl-C₁₋₄ alkyl, and 5-10 membered heteroaryl-C₁₋₄ alkyl, each of which is optionally substituted by 1, 2, or 3 independently selected R⁴ substituents;

each R⁴ is independently selected from halo, CN, C₁₋₆ alkyl, C₁₋₆ haloalkyl, OR^{a4}, and NR^{c4}R^{d4},

each R^{a4}, R^{c4}, and R^{d4} is independently selected from H and C₁₋₆ alkyl;

R² and R³, together with the carbon atom to which they are attached, form Ring **B**;

Ring **B** is a 3-4 membered cycloalkyl ring;

each R⁵ is independently selected from halo, C₁₋₃ alkyl, C₁₋₃ haloalkyl, OR^{a5}, and NR^{c5}R^{d5},

each R^{a5}, R^{c5}, and R^{d5} is independently selected from H and C₁₋₆ alkyl;

R^{b5} is selected from C₁₋₆ alkyl, C₂₋₆ alkenyl, C₂₋₆ alkynyl, C₁₋₆ haloalkyl, C₃₋₇ cycloalkyl, phenyl, 4-7 membered heterocycloalkyl, 5-6 membered heteroaryl, C₃₋₇ cycloalkyl-C₁₋₄ alkyl, phenyl-C₁₋₄ alkyl, 4-7 membered heterocycloalkyl-C₁₋₄ alkyl, and 5-6 membered heteroaryl-C₁₋₄ alkyl, each of which is optionally substituted with 1 or 2 independently selected R^{5A} substituents;

each R^{5A} is independently selected from halo, CN, C_{1-6} alkyl, C_{1-6} haloalkyl, C_{3-7} cycloalkyl, phenyl, 4-7 membered heterocycloalkyl, 5-6 membered heteroaryl, OR^{a51} , SR^{a51} , $C(O)R^{b51}$, $C(O)NR^{c51}R^{d51}$, $C(O)OR^{a51}$, $OC(O)R^{b51}$, $OC(O)NR^{c51}R^{d51}$, $NR^{c51}R^{d51}$, $NR^{c51}C(O)R^{b51}$, $NR^{c51}C(O)OR^{a51}$, $NR^{c51}C(O)NR^{c51}R^{d51}$, $NR^{c51}S(O)_2R^{b51}$,
 5 $NR^{c51}S(O)_2NR^{c51}R^{d51}$, $S(O)_2R^{b51}$, and $S(O)_2NR^{c51}R^{d51}$, wherein said C_{1-6} alkyl, C_{1-6} haloalkyl, C_{3-7} cycloalkyl, phenyl, 4-7 membered heterocycloalkyl, and 5-6 membered heteroaryl are each optionally substituted with 1 or 2 independently selected R^{5B} substituents;

each R^{a51} , R^{c51} , and R^{d51} is independently selected from H, C_{1-6} alkyl, and C_{1-6}
 10 haloalkyl, wherein said C_{1-6} alkyl and C_{1-6} haloalkyl are each optionally substituted with 1 or 2 independently selected R^{5B} substituents;

each R^{b51} is independently selected from C_{1-6} alkyl and C_{1-6} haloalkyl, which are each optionally substituted with 1 or 2 independently selected R^{5B} substituents;
 and

15 each R^{5B} is independently selected from halo, CN, C_{1-6} alkyl, and C_{1-6} haloalkyl.

In some embodiments of compounds of Formula (II), (IIa), (IIb), (IIc), (IIIa), (IIIb), (IIIc), (IIId), (IVa), (IVb), (IVc), or (IVd):

n is 1 or 2;

20 Ring moiety **A** is a piperidine ring;

R^1 is selected from C_{1-6} alkyl, C_{1-6} haloalkyl, C_{3-7} cycloalkyl, C_{3-7} cycloalkyl, C_{3-7} cycloalkyl- C_{1-3} alkyl, phenyl, 4-10 membered heterocycloalkyl, and 5-6 membered heteroaryl, each of which is optionally substituted by 1 or 2 independently selected R^4 substituents;

25 each R^4 is independently selected from halo, OH, C_{1-3} alkyl, and C_{1-3} alkoxy;
 R^2 and R^3 , together with the carbon atom to which they are attached, form Ring **B**;

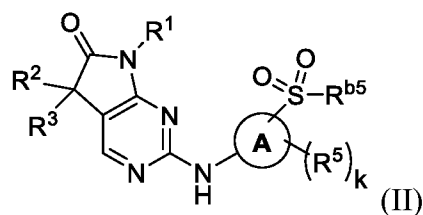
Ring **B** is a 3-4 membered cycloalkyl ring;

each R^5 is independently selected from halo and C_{1-3} alkyl; and

30 R^{b5} is selected from C_{1-6} alkyl, C_{3-6} cycloalkyl, phenyl, 4-6 membered heterocycloalkyl, and 5-6 membered heteroaryl, each of which is optionally substituted by 1 or 2 R^{5A} substituents independently selected from halo, C_{1-6} alkyl, and 4-6 membered heterocycloalkyl, wherein said 4-6 membered heterocycloalkyl is

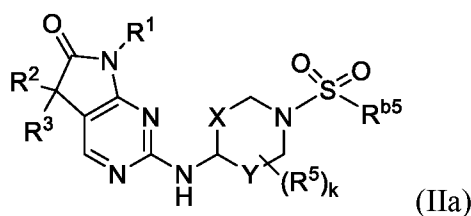
optionally substituted by 1 or 2 R^{5B} substituents independently selected from C₁₋₃ alkyl.

In some embodiments, the compound is a compound of Formula (II):



- 5 or a pharmaceutically acceptable salt thereof, wherein k is n-1, and remaining variables are defined according to the definitions provided herein.

In some embodiments, the compound is a compound of Formula (IIa):

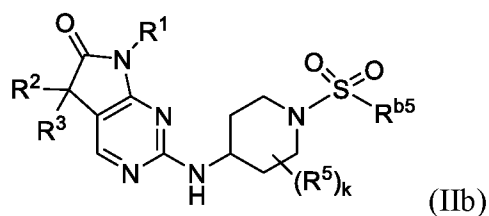


or a pharmaceutically acceptable salt thereof, wherein:

- 10 X is a bond or CH₂;
 Y is a bond or CH₂;
 k is n-1,

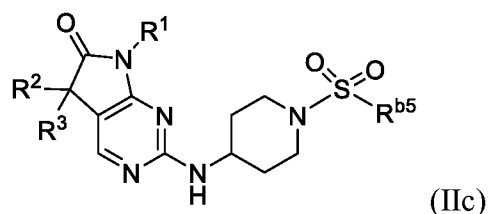
and the remaining variables are defined according to the definitions provided herein.

In some embodiments, the compound is a compound of Formula (IIb):



- 15 or a pharmaceutically acceptable salt thereof, wherein k is n-1, and the remaining variables are defined according to the definitions provided herein.

In some embodiments, the compound is a compound of Formula (IIc):



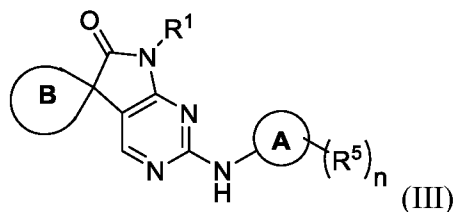
- 20 or a pharmaceutically acceptable salt thereof, wherein the variables (i.e., R¹, R², R³, and R^{b5}) are defined according to the definitions provided herein.

In some embodiments, R^2 and R^3 are each independently selected from C_{1-6} alkyl and C_{1-6} haloalkyl.

In some embodiments, R^2 is selected from C_{2-6} alkyl and C_{1-6} haloalkyl; and R^3 is selected from C_{1-6} alkyl and C_{1-6} haloalkyl.

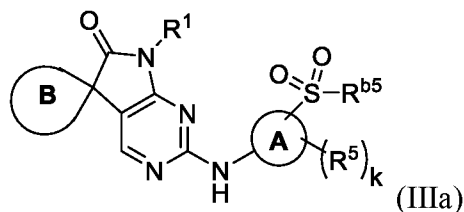
5 In some embodiments, R^2 is selected from ethyl, propyl, isopropyl, C_{1-3} fluoroalkyl; and R^3 is selected from methyl, ethyl, isopropyl, and C_{1-3} fluoroalkyl.

In some embodiments, the compound is a compound of Formula (III):



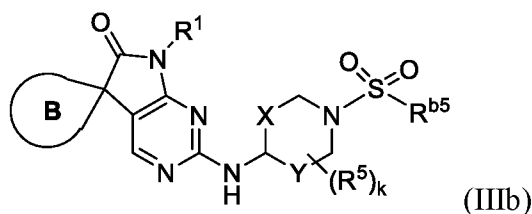
10 or a pharmaceutically acceptable salt thereof, wherein the variables are defined according to the definitions provided herein.

In some embodiments, the compound is a compound of Formula (IIIa):



or a pharmaceutically acceptable salt thereof, wherein k is n-1, and the remaining variables are defined according to the definitions provided herein.

15 In some embodiments, the compound is a compound of Formula (IIIb):



or a pharmaceutically acceptable salt thereof, wherein:

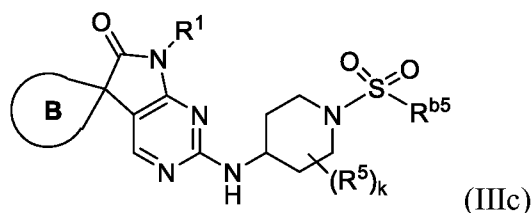
X is a bond or CH_2 ;

Y is a bond or CH_2 ; and

20 k is n-1,

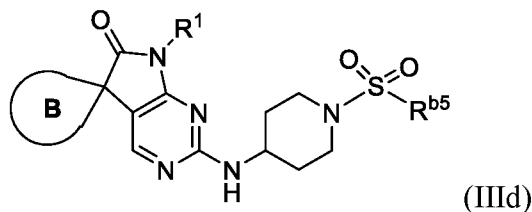
and the remaining variables are defined according to the definitions provided herein.

In some embodiments, the compound is a compound of Formula (IIIc):



or a pharmaceutically acceptable salt thereof, wherein k is n-1, and the remaining variables are defined according to the definitions provided herein.

In some embodiments, the compound is a compound of Formula (IIIId):



or a pharmaceutically acceptable salt thereof, wherein the variables are defined according to the definitions provided herein.

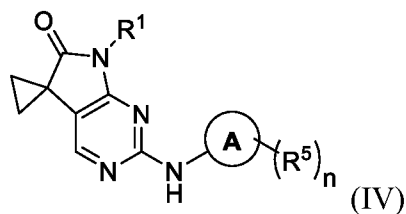
In some embodiments, Ring **B** is a 3-7 membered cycloalkyl ring, which is optionally substituted by 1, 2, 3, or 4 independently selected R^G substituents.

In some embodiments, Ring **B** is a 3-7 membered cycloalkyl ring.

In some embodiments, Ring **B** is a 4-7 membered heterocycloalkyl ring, which is optionally substituted by 1, 2, 3, or 4 independently selected R^G substituents.

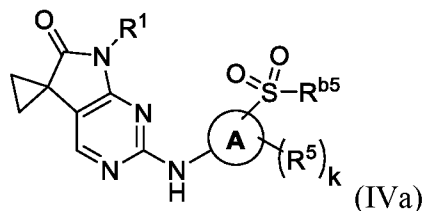
In some embodiments, Ring **B** is a 4-7 membered heterocycloalkyl ring.

In some embodiments, the compound is a compound of Formula (IV):



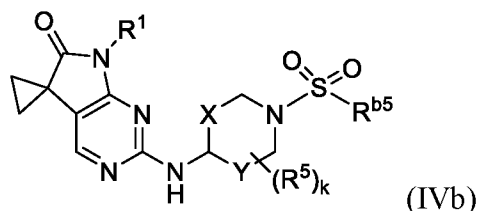
or a pharmaceutically acceptable salt thereof, wherein the variables are defined according to the definitions provided herein.

In some embodiments, the compound is a compound of Formula (IVa):



or a pharmaceutically acceptable salt thereof, wherein k is n-1, and the remaining variables are defined according to the definitions provided herein.

In some embodiments, the compound is a compound of Formula (IVb):



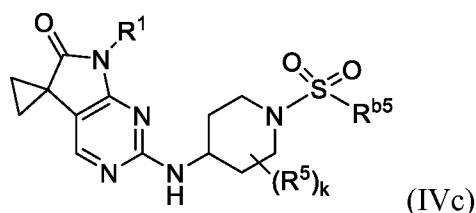
or a pharmaceutically acceptable salt thereof, wherein:

X is a bond or CH₂;

5 Y is a bond or CH₂; and

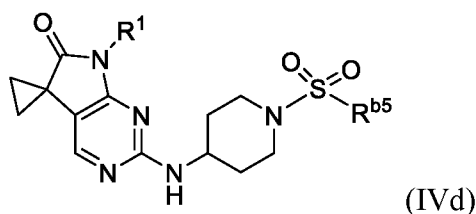
k is n-1, and the remaining variables are defined according to the definitions provided herein.

In some embodiments, the compound is a compound of Formula (IVc):



10 or a pharmaceutically acceptable salt thereof, wherein k is n-1, and the remaining variables are defined according to the definitions provided herein.

In some embodiments, the compound is a compound of Formula (IVd):



15 or a pharmaceutically acceptable salt thereof, wherein the variables are defined according to the definitions provided herein.

In some embodiments, 1, 2, 3, 4, 5, 6, 7, or 8 hydrogen atoms, attached to carbon atoms of “alkyl”, “alkenyl”, “alkynyl”, “aryl”, “phenyl”, “cycloalkyl”, “heterocycloalkyl”, or “heteroaryl” substituents or “-C₁₋₄ alkyl-” and “alkylene” linking groups, as described herein, are optionally replaced by deuterium atoms.

20 It is further appreciated that certain features of the invention, which are, for clarity, described in the context of separate embodiments, can also be provided in combination in a single embodiment. Conversely, various features of the invention which are, for brevity, described in the context of a single embodiment, can also be provided separately or in any suitable subcombination.

At various places in the present specification, divalent linking substituents are described. It is specifically intended that each divalent linking substituent include both the forward and backward forms of the linking substituent. For example, -NR(CR'R'')_n- includes both -NR(CR'R'')_n- and -(CR'R'')_nNR-. Where the structure clearly requires a linking group, the Markush variables listed for that group are understood to be linking groups.

The term “n-membered” where n is an integer typically describes the number of ring-forming atoms in a moiety where the number of ring-forming atoms is n. For example, piperidinyl is an example of a 6-membered heterocycloalkyl ring, pyrazolyl is an example of a 5-membered heteroaryl ring, pyridyl is an example of a 6-membered heteroaryl ring, and 1,2,3,4-tetrahydro-naphthalene is an example of a 10-membered cycloalkyl group.

As used herein, the phrase “optionally substituted” means unsubstituted or substituted. The substituents are independently selected, and substitution may be at any chemically accessible position. As used herein, the term “substituted” means that a hydrogen atom is removed and replaced by a substituent. A single divalent substituent, *e.g.*, oxo, can replace two hydrogen atoms. It is to be understood that substitution at a given atom is limited by valency, that the designated atom's normal valency is not exceeded, and that the substitution results in a stable compound.

As used herein, the phrase “each ‘variable’ is independently selected from” means substantially the same as wherein “at each occurrence ‘variable’ is selected from.”

When any variable (*e.g.*, R^S) occurs more than one time in any constituent or formula for a compound, its definition at each occurrence is independent of its definition at every other occurrence. Thus, for example, if a group is shown to be substituted with 1, 2, 3, or 4 R^S, then said group may optionally be substituted with up to four R^S groups and R^S at each occurrence is selected independently from the definition of R^S. Also, combinations of substituents and/or variables are permissible only if such combinations result in stable compounds; for example the combination of a first M group and second M group in the combination of two R groups are permissible only if such combinations of M-M result in stable compounds (*e.g.*, M-M is not permissible if it will form highly reactive compounds such as peroxides having O-O bonds).

When an embodiment that recites “one R⁵ is S(O)₂R^{b5}; and each remaining R⁵ is independently selected from” is combined through multiple dependencies with a formula showing a floating -S(O)₂R^{b5} substituent (*e.g.*, Formula (II)), then the floating -S(O)₂R^{b5} substituent on the formula replaces the “one R⁵ is S(O)₂R^{b5}” phrase. In the case of such an embodiment combined with Formula (II), one of R⁵ substituents (of *n* possible R⁵ substituents) is replaced by the S(O)₂R^{b5} substituent on Formula (II), wherein each of the remaining R⁵ substituents (there being *k* remaining R⁵ substituents) is independently selected from the “each remaining R⁵” list.

Throughout the definitions, the term “C_{*n-m*}” indicates a range which includes the endpoints, wherein *n* and *m* are integers and indicate the number of carbons. Examples include C₁₋₃, C₁₋₄, C₁₋₆, and the like.

As used herein, the term “C_{*n-m*} alkyl”, employed alone or in combination with other terms, refers to a saturated hydrocarbon group that may be straight-chain or branched, having *n* to *m* carbons. Examples of alkyl moieties include, but are not limited to, chemical groups such as methyl (Me), ethyl (Et), *n*-propyl (*n*-Pr), isopropyl (*i*Pr), *n*-butyl, *tert*-butyl, isobutyl, *sec*-butyl; higher homologs such as 2-methyl-1-butyl, *n*-pentyl, 3-pentyl, *n*-hexyl, 1,2,2-trimethylpropyl, and the like. In some embodiments, the alkyl group contains from 1 to 6 carbon atoms, from 1 to 4 carbon atoms, from 1 to 3 carbon atoms, or 1 to 2 carbon atoms.

As used herein, “C_{*n-m*} alkenyl” refers to an alkyl group having one or more double carbon-carbon bonds and having *n* to *m* carbons. Example alkenyl groups include, but are not limited to, ethenyl, *n*-propenyl, isopropenyl, *n*-butenyl, *sec*-butenyl, and the like. In some embodiments, the alkenyl moiety contains 2 to 6, 2 to 4, or 2 to 3 carbon atoms.

As used herein, “C_{*n-m*} alkynyl” refers to an alkyl group having one or more triple carbon-carbon bonds and having *n* to *m* carbons. Example alkynyl groups include, but are not limited to, ethynyl, propyn-1-yl, propyn-2-yl, and the like. In some embodiments, the alkynyl moiety contains 2 to 6, 2 to 4, or 2 to 3 carbon atoms. As used herein, the term “C_{*n-m*} alkoxy”, employed alone or in combination with other terms, refers to a group of formula-O-alkyl, wherein the alkyl group has *n* to *m* carbons. Example alkoxy groups include, but are not limited to, methoxy, ethoxy, propoxy (*e.g.*, *n*-propoxy and isopropoxy), butoxy (*e.g.*, *n*-butoxy and *tert*-butoxy), and the like. In some embodiments, the alkyl group has 1 to 6, 1 to 4, or 1 to 3 carbon atoms.

As used herein, the term “amino” refers to a group of formula $-NH_2$.

As used herein, the term “aryl,” employed alone or in combination with other terms, refers to an aromatic hydrocarbon group, which may be monocyclic or polycyclic (e.g., having 2 fused rings). The term “ C_{n-m} aryl” refers to an aryl group
5 having from n to m ring carbon atoms. Aryl groups include, e.g., phenyl, naphthyl, anthracenyl, phenanthrenyl, indanyl, indenyl, and the like. In some embodiments, the aryl group has from 6 to 10 carbon atoms. In some embodiments, the aryl group is phenyl or naphthyl. In some embodiments, the aryl is phenyl.

As used herein, “halo” refers to F, Cl, Br, or I. In some embodiments, halo is
10 F, Cl, or Br. In some embodiments, halo is F or Cl. In some embodiments, halo is F. In some embodiments, halo is Cl.

As used herein, “ C_{n-m} haloalkoxy” refers to a group of formula $-O$ -haloalkyl having n to m carbon atoms. Example haloalkoxy groups include OCF_3 and $OCHF_2$. In some embodiments, the haloalkoxy group is fluorinated only. In some
15 embodiments, the alkyl group has 1 to 6, 1 to 4, or 1 to 3 carbon atoms.

As used herein, the term “ C_{n-m} haloalkyl”, employed alone or in combination with other terms, refers to an alkyl group having from one halogen atom to $2s+1$ halogen atoms which may be the same or different, where “s” is the number of carbon atoms in the alkyl group, wherein the alkyl group has n to m carbon atoms. In some
20 embodiments, the haloalkyl group is fluorinated only. In some embodiments, the alkyl group has 1 to 6, 1 to 4, or 1 to 3 carbon atoms. Example haloalkyl groups include CF_3 , C_2F_5 , CHF_2 , CH_2F , CCl_3 , $CHCl_2$, C_2Cl_5 and the like.

As used herein, the term “ C_{n-m} fluoroalkyl” refers to an alkyl group having from one fluoro atom to $2s+1$ fluoro atoms, where “s” is the number of carbon atoms
25 in the alkyl group, wherein the alkyl group has n to m carbon atoms. In some embodiments, the alkyl group has 1 to 6, 1 to 4, or 1 to 3 carbon atoms. Example haloalkyl groups include CF_3 , C_2F_5 , CHF_2 , CH_2F , and the like.

As used herein, the term “thio” refers to a group of formula $-SH$.

As used herein, the term “ C_{n-m} alkylamino” refers to a group of
30 formula $-NH$ (alkyl), wherein the alkyl group has n to m carbon atoms. In some embodiments, the alkyl group has 1 to 6, 1 to 4, or 1 to 3 carbon atoms.

As used herein, the term “ C_{n-m} alkoxy carbonyl” refers to a group of formula $-C(O)O$ -alkyl, wherein the alkyl group has n to m carbon atoms. In some embodiments, the alkyl group has 1 to 6, 1 to 4, or 1 to 3 carbon atoms.

As used herein, the term “C_{n-m} alkylcarbonyl” refers to a group of formula -C(O)-alkyl, wherein the alkyl group has n to m carbon atoms. In some embodiments, the alkyl group has 1 to 6, 1 to 4, or 1 to 3 carbon atoms.

As used herein, the term “C_{n-m} alkylcarbonylamino” refers to a group of formula -NHC(O)-alkyl, wherein the alkyl group has n to m carbon atoms. In some
5 embodiments, the alkyl group has 1 to 6, 1 to 4, or 1 to 3 carbon atoms.

As used herein, the term “C_{n-m} alkoxy carbonylamino” refers to a group of formula -NHC(O)O(C_{n-m} alkyl), wherein the alkyl group has n to m carbon atoms. In some embodiments, the alkyl group has 1 to 6, 1 to 4, or 1 to 3 carbon atoms.

As used herein, the term “C_{n-m} alkylsulfonylamino” refers to a group of formula -NHS(O)₂-alkyl, wherein the alkyl group has n to m carbon atoms. In some
10 embodiments, the alkyl group has 1 to 6, 1 to 4, or 1 to 3 carbon atoms.

As used herein, the term “aminosulfonyl” refers to a group of formula -S(O)₂NH₂.

As used herein, the term “C_{n-m} alkylaminosulfonyl” refers to a group of formula -S(O)₂NH(alkyl), wherein the alkyl group has n to m carbon atoms. In some
15 embodiments, the alkyl group has 1 to 6, 1 to 4, or 1 to 3 carbon atoms.

As used herein, the term “di(C_{n-m} alkyl)aminosulfonyl” refers to a group of formula -S(O)₂N(alkyl)₂, wherein each alkyl group independently has n to m carbon
20 atoms. In some embodiments, each alkyl group has, independently, 1 to 6, 1 to 4, or 1 to 3 carbon atoms.

As used herein, the term “aminosulfonylamino” refers to a group of formula -NHS(O)₂NH₂.

As used herein, the term “C_{n-m} alkylaminosulfonylamino” refers to a group of formula -NHS(O)₂NH(alkyl), wherein the alkyl group has n to m carbon atoms. In
25 some embodiments, the alkyl group has 1 to 6, 1 to 4, or 1 to 3 carbon atoms.

As used herein, the term “di(C_{n-m} alkyl)aminosulfonylamino” refers to a group of formula -NHS(O)₂N(alkyl)₂, wherein each alkyl group independently has n to m
30 carbon atoms. In some embodiments, each alkyl group has, independently, 1 to 6, 1 to 4, or 1 to 3 carbon atoms.

As used herein, the term “aminocarbonylamino”, employed alone or in combination with other terms, refers to a group of formula -NHC(O)NH₂.

As used herein, the term “C_{n-m} alkylaminocarbonylamino” refers to a group of formula -NHC(O)NH(alkyl), wherein the alkyl group has n to m carbon atoms. In some embodiments, the alkyl group has 1 to 6, 1 to 4, or 1 to 3 carbon atoms.

As used herein, the term “di(C_{n-m} alkyl)aminocarbonylamino” refers to a group of formula -NHC(O)N(alkyl)₂, wherein each alkyl group independently has n to m carbon atoms. In some embodiments, each alkyl group has, independently, 1 to 6, 1 to 4, or 1 to 3 carbon atoms.

As used herein, the term “C_{n-m} alkylcarbonyl” refers to a group of formula -C(O)-NH(alkyl), wherein the alkyl group has n to m carbon atoms. In some embodiments, the alkyl group has 1 to 6, 1 to 4, or 1 to 3 carbon atoms.

As used herein, the term “C_{n-m} alkylthio” refers to a group of formula -S-alkyl, wherein the alkyl group has n to m carbon atoms. In some embodiments, the alkyl group has 1 to 6, 1 to 4, or 1 to 3 carbon atoms.

As used herein, the term “C_{n-m} alkylsulfinyl” refers to a group of formula -S(O)-alkyl, wherein the alkyl group has n to m carbon atoms. In some embodiments, the alkyl group has 1 to 6, 1 to 4, or 1 to 3 carbon atoms.

As used herein, the term “C_{n-m} alkylsulfonyl” refers to a group of formula -S(O)₂-alkyl, wherein the alkyl group has n to m carbon atoms. In some embodiments, the alkyl group has 1 to 6, 1 to 4, or 1 to 3 carbon atoms.

As used herein, the term “cyano-C₁₋₆ alkyl” refers to a group of formula -(C₁₋₆ alkylene)-CN. As used herein, the term “cyano-C₁₋₃ alkyl” refers to a group of formula -(C₁₋₃ alkylene)-CN.

As used herein, the term “HO-C₁₋₆ alkyl” refers to a group of formula -(C₁₋₆ alkylene)-OH. As used herein, the term “HO-C₁₋₃ alkyl” refers to a group of formula -(C₁₋₃ alkylene)-OH.

As used herein, the term “C₁₋₆ alkoxy-C₁₋₆ alkyl” refers to a group of formula -(C₁₋₆ alkylene)-O(C₁₋₆ alkyl). As used herein, the term “C₁₋₃ alkoxy-C₁₋₃ alkyl” refers to a group of formula -(C₁₋₃ alkylene)-O(C₁₋₃ alkyl).

As used herein, the term “carboxy” refers to a group of formula -C(O)OH.

As used herein, the term “di(C_{n-m}-alkyl)amino” refers to a group of formula -N(alkyl)₂, wherein the two alkyl groups each has, independently, n to m carbon atoms. In some embodiments, each alkyl group independently has 1 to 6, 1 to 4, or 1 to 3 carbon atoms.

As used herein, the term “di(C_{n-m}-alkyl)carbonyl” refers to a group of formula –C(O)N(alkyl)₂, wherein the two alkyl groups each has, independently, n to m carbon atoms. In some embodiments, each alkyl group independently has 1 to 6, 1 to 4, or 1 to 3 carbon atoms.

5 As used herein, the term “C_{n-m} alkylcarbonyloxy” is a group of formula -OC(O)-alkyl, wherein the alkyl group has n to m carbon atoms. In some embodiments, the alkyl group has 1 to 6, 1 to 4, or 1 to 3 carbon atoms.

As used herein, “aminocarbonyloxy” is a group of formula -OC(O)-NH₂.

As used herein, “C_{n-m} alkylaminocarbonyloxy” is a group of formula -OC(O)-NH-alkyl, wherein the alkyl group has n to m carbon atoms. In some embodiments, the alkyl group has 1 to 6, 1 to 4, or 1 to 3 carbon atoms.

As used herein, “di(C_{n-m}alkyl)aminocarbonyloxy” is a group of formula -OC(O)-N(alkyl)₂, wherein each alkyl group has, independently, n to m carbon atoms. In some embodiments, each alkyl group independently has 1 to 6, 1 to 4, or 1 to 3 carbon atoms.

As used herein C_{n-m} alkoxy-carbonylamino refers to a group of formula -NHC(O)-O-alkyl, wherein the alkyl group has n to m carbon atoms.

As used herein, the term “carbonyl” to a group of formula –C(O)NH₂.

As used herein, the term “carbonyl”, employed alone or in combination with other terms, refers to a -C(O)- group.

As used herein, “cycloalkyl” refers to non-aromatic cyclic hydrocarbons including cyclized alkyl and alkenyl groups. Cycloalkyl groups can include mono- or polycyclic (e.g., having 2, 3 or 4 fused rings) groups, spirocycles, and bridged rings (e.g., a bridged bicycloalkyl group). Ring-forming carbon atoms of a cycloalkyl group can be optionally substituted by oxo or sulfido (e.g., C(O) or C(S)). Also included in the definition of cycloalkyl are moieties that have one or more aromatic rings fused (i.e., having a bond in common with) to the cycloalkyl ring, for example, benzo or thienyl derivatives of cyclopentane, cyclohexane, and the like. A cycloalkyl group containing a fused aromatic ring can be attached through any ring-forming atom including a ring-forming atom of the fused aromatic ring. Cycloalkyl groups can have 3, 4, 5, 6, 7, 8, 9, 10, 11, 12, 13 or 14 ring-forming carbons (i.e., C₃₋₁₄). In some embodiments, the cycloalkyl is a C₃₋₁₂ monocyclic or bicyclic cycloalkyl which is optionally substituted by CH₂F, CHF₂, CF₃, and CF₂CF₃. In some embodiments, the cycloalkyl is a C₃₋₁₀ monocyclic or bicyclic cycloalkyl. In some embodiments, the

cycloalkyl is a C₃₋₇ monocyclic cycloalkyl. In some embodiments, the cycloalkyl is a C₄₋₇ monocyclic cycloalkyl. In some embodiments, the cycloalkyl is a C₄₋₁₄ spirocycle or bridged cycloalkyl (e.g., a bridged bicycloalkyl group). Example cycloalkyl groups include cyclopropyl, cyclobutyl, cyclopentyl, cyclohexyl, cycloheptyl, cyclopentenyl, 5 cyclohexenyl, cyclohexadienyl, cycloheptatrienyl, norbornyl, norpinyl, norcarnyl, cubane, adamantane, bicyclo[1.1.1]pentyl, bicyclo[2.1.1]hexyl, bicyclo[2.2.1]heptanyl, bicyclo[3.1.1]heptanyl, bicyclo[2.2.2]octanyl, spiro[3.3]heptanyl, and the like. In some embodiments, cycloalkyl is cyclopropyl, cyclobutyl, cyclopentyl, or cyclohexyl.

10 As used herein, "heteroaryl" refers to a monocyclic or polycyclic (e.g., having 2, 3, or 4 fused rings) aromatic heterocycle having at least one heteroatom ring member selected from N, O, S and B. In some embodiments, the heteroaryl ring has 1, 2, 3, or 4 heteroatom ring members independently selected from N, O, S and B. In some embodiments, any ring-forming N in a heteroaryl moiety can be an N-oxide. In 15 some embodiments, the heteroaryl is a 5-10 membered monocyclic or bicyclic heteroaryl having 1, 2, 3, or 4 heteroatom ring members independently selected from N, O, and S. In some embodiments, the heteroaryl is a 5-10 membered monocyclic or bicyclic heteroaryl having 1, 2, 3, or 4 heteroatom ring members independently selected from N, O, and S. In some embodiments, the heteroaryl is a 5-10 membered 20 monocyclic or bicyclic heteroaryl having 1, 2, 3, or 4 heteroatom ring members independently selected from N, O, and S. In some embodiments, the heteroaryl is a 5-6 monocyclic heteroaryl having 1 or 2 heteroatom ring members independently selected from N, O, S and B. In some embodiments, the heteroaryl is a 5-6 monocyclic heteroaryl having 1 or 2 heteroatom ring members independently selected 25 from N, O, and S. In some embodiments, the heteroaryl group contains 3 to 14, 3 to 10, 4 to 14, 4 to 10, 3 to 7, or 5 to 6 ring-forming atoms. In some embodiments, the heteroaryl group has 1 to 4 ring-forming heteroatoms, 1 to 3 ring-forming heteroatoms, 1 to 2 ring-forming heteroatoms or 1 ring-forming heteroatom. When the heteroaryl group contains more than one heteroatom ring member, the heteroatoms 30 may be the same or different. Example heteroaryl groups include, but are not limited to, pyridyl, pyrimidinyl, pyrazinyl, pyridazinyl, pyrrolyl, pyrazolyl, azolyl, oxazolyl, isoxazolyl, thiazolyl, isothiazolyl, imidazolyl, furyl, thienyl, triazolyl (e.g., 1,2,3-triazolyl, 1,2,4-triazolyl, 1,3,4-triazolyl), tetrazolyl, thiadiazolyl (e.g., 1,2,3-thiadiazolyl, 1,2,4-thiadiazolyl, 1,3,4-thiadiazolyl), quinolinyl, isoquinolinyl, indolyl,

benzothienyl, benzofuranyl, benzisoxazolyl, imidazo[1, 2-*b*]thiazolyl, purinyl, triazinyl, thieno[3,2-*b*]pyridinyl, imidazo[1,2-*a*]pyridinyl, 1,5-naphthyridinyl, 1*H*-pyrazolo[4,3-*b*]pyridinyl, oxadiazolyl (e.g., 1,2,3-oxadiazolyl, 1,2,4-oxadiazolyl, 1,3,4-oxadiazolyl), 1,2-dihydro-1,2-azoborinyl, and the like.

5 As used herein, “heterocycloalkyl” refers to monocyclic or polycyclic heterocycles having at least one non-aromatic ring (saturated or partially unsaturated ring), wherein one or more of the ring-forming carbon atoms of the heterocycloalkyl is replaced by a heteroatom selected from N, O, S, and B, and wherein the ring-forming carbon atoms and heteroatoms of the heterocycloalkyl group can be
10 optionally substituted by one or more oxo or sulfido (e.g., C(O), S(O), C(S), or S(O)₂, etc.). Heterocycloalkyl groups include monocyclic and polycyclic (e.g., having 2 fused rings) systems. Included in heterocycloalkyl are monocyclic and polycyclic 12, 4-12, 3-10-, 4-10-, 3-7-, 4-7-, and 5-6-membered heterocycloalkyl groups. Heterocycloalkyl groups can also include spirocycles and bridged rings (e.g., a 5-14
15 membered bridged biheterocycloalkyl ring having one or more of the ring-forming carbon atoms replaced by a heteroatom independently selected from N, O, S, and B). The heterocycloalkyl group can be attached through a ring-forming carbon atom or a ring-forming heteroatom. In some embodiments, the heterocycloalkyl group contains 0 to 3 double bonds. In some embodiments, the heterocycloalkyl group contains 0 to 2
20 double bonds.

Also included in the definition of heterocycloalkyl are moieties that have one or more aromatic rings fused (*i.e.*, having a bond in common with) to the non-aromatic heterocyclic ring, for example, benzo or thienyl derivatives of piperidine, morpholine, azepine, etc. A heterocycloalkyl group containing a fused aromatic ring
25 can be attached through any ring-forming atom including a ring-forming atom of the fused aromatic ring. In some embodiments, the heterocycloalkyl group contains 3 to 14 ring-forming atoms, 4 to 14 ring-forming atoms, 3 to 10 ring-forming atoms, 4 to 10 ring-forming atoms, 3 to 7 ring-forming atoms, or 5 to 6 ring-forming atoms. In some embodiments, the heterocycloalkyl group has 1 to 4 heteroatoms, 1 to 3
30 heteroatoms, 1 to 2 heteroatoms or 1 heteroatom. In some embodiments, the heterocycloalkyl is a monocyclic 4-6 membered heterocycloalkyl having 1 or 2 heteroatoms independently selected from N, O, S, and B and having one or more oxidized ring members.

Example heterocycloalkyl groups include pyrrolidin-2-one, 1,3-isoxazolidin-2-one, pyranyl, tetrahydropyran, oxetanyl, azetidiny, morpholino, thiomorpholino, piperazinyl, tetrahydrofuranyl, tetrahydrothienyl, piperidinyl, pyrrolidinyl, isoxazolidinyl, isothiazolidinyl, pyrazolidinyl, oxazolidinyl, thiazolidinyl, imidazolidinyl, azepanyl, benzazapene, 1,2,3,4-tetrahydroisoquinoline, azabicyclo[3.1.0]hexanyl, diazabicyclo[3.1.0]hexanyl, oxabicyclo[2.1.1]hexanyl, azabicyclo[2.2.1]heptanyl, diazabicyclo[2.2.1]heptanyl, azabicyclo[3.1.1]heptanyl, diazabicyclo[3.1.1]heptanyl, azabicyclo[3.2.1]octanyl, diazabicyclo[3.2.1]octanyl, oxabicyclo[2.2.2]octanyl, azabicyclo[2.2.2]octanyl, azaadamantanyl, diazaadamantanyl, oxa-adamantanyl, azaspiro[3.3]heptanyl, diazaspiro[3.3]heptanyl, oxa-azaspiro[3.3]heptanyl, azaspiro[3.4]octanyl, diazaspiro[3.4]octanyl, oxa-azaspiro[3.4]octanyl, azaspiro[2.5]octanyl, diazaspiro[2.5]octanyl, azaspiro[4.4]nonanyl, diazaspiro[4.4]nonanyl, oxa-azaspiro[4.4]nonanyl, azaspiro[4.5]decanyl, diazaspiro[4.5]decanyl, diazaspiro[4.4]nonanyl, oxa-diazaspiro[4.4]nonanyl, and the like.

As used herein, “C_{o-p} cycloalkyl-C_{n-m} alkyl-” refers to a group of formula cycloalkyl-alkylene-, wherein the cycloalkyl has o to p carbon atoms and the alkylene linking group has n to m carbon atoms.

As used herein “C_{o-p} aryl-C_{n-m} alkyl-” refers to a group of formula aryl-alkylene-, wherein the aryl has o to p carbon atoms and the alkylene linking group has n to m carbon atoms.

As used herein, “heteroaryl-C_{n-m} alkyl-” refers to a group of formula heteroaryl-alkylene-, wherein alkylene linking group has n to m carbon atoms.

As used herein “heterocycloalkyl-C_{n-m} alkyl-” refers to a group of formula heterocycloalkyl-alkylene-, wherein alkylene linking group has n to m carbon atoms.

As used herein, the term “alkylene” refers a divalent straight chain or branched alkyl linking group. Examples of “alkylene groups” include methylene, ethan-1,1-diyl, ethan-1,2-diyl, propan-1,3-diyl, propan-1,2-diyl, propan-1,1-diyl and the like.

As used herein, the term “alkenylene” refers a divalent straight chain or branched alkenyl linking group. Examples of “alkenylene groups” include ethen-1,1-diyl, ethen-1,2-diyl, propen-1,3-diyl, 2-buten-1,4-diyl, 3-penten-1,5-diyl, 3-hexen-1,6-diyl, 3-hexen-1,5-diyl, and the like.

As used herein, the term “alkynylene” refers a divalent straight chain or branched alkynyl linking group. Examples of “alkynylene groups” include propyn-1,3-diyl, 2-butyne-1,4-diyl, 3-pentyn-1,5-diyl, 3-hexyn-1,6-diyl, 3-hexyn-1,5-diyl, and the like.

5 As used herein, the term “oxo” refers to an oxygen atom (i.e., =O) as a divalent substituent, forming a carbonyl group when attached to a carbon (e.g., C=O or C(O)), or attached to a nitrogen or sulfur heteroatom forming a nitroso, sulfinyl or sulfonyl group.

As used herein, the term “independently selected from” means that each
10 occurrence of a variable or substituent are independently selected at each occurrence from the applicable list.

At certain places, the definitions or embodiments refer to specific rings (e.g., an azetidine ring, a pyridine ring, etc.). Unless otherwise indicated, these rings can be attached to any ring member provided that the valency of the atom is not exceeded.
15 For example, an azetidine ring may be attached at any position of the ring, whereas a pyridin-3-yl ring is attached at the 3-position.

The compounds described herein can be asymmetric (e.g., having one or more stereocenters). All stereoisomers, such as enantiomers and diastereomers, are intended unless otherwise indicated. Compounds of the present disclosure that contain
20 asymmetrically substituted carbon atoms can be isolated in optically active or racemic forms. Methods on how to prepare optically active forms from optically inactive starting materials are known in the art, such as by resolution of racemic mixtures or by stereoselective synthesis. Many geometric isomers of olefins, C=N double bonds, and the like can also be present in the compounds described herein, and all such stable
25 isomers are contemplated in the present invention. *Cis* and *trans* geometric isomers of the compounds of the present disclosure are described and may be isolated as a mixture of isomers or as separated isomeric forms. In some embodiments, the compound has the (*R*)-configuration. In some embodiments, the compound has the (*S*)-configuration. The Formulas (e.g., Formula (I), (II), etc.) provided herein include
30 stereoisomers of the compounds.

Resolution of racemic mixtures of compounds can be carried out by any of numerous methods known in the art. An example method includes fractional recrystallization using a chiral resolving acid which is an optically active, salt-forming organic acid. Suitable resolving agents for fractional recrystallization methods are, for

example, optically active acids, such as the D and L forms of tartaric acid, diacetyltartaric acid, dibenzoyltartaric acid, mandelic acid, malic acid, lactic acid or the various optically active camphorsulfonic acids such as β -camphorsulfonic acid.

Other resolving agents suitable for fractional crystallization methods include
5 stereoisomerically pure forms of α -methylbenzylamine (*e.g.*, *S* and *R* forms, or diastereomerically pure forms), 2-phenylglycinol, norephedrine, ephedrine, N-methylephedrine, cyclohexylethylamine, 1,2-diaminocyclohexane, and the like.

Resolution of racemic mixtures can also be carried out by elution on a column packed with an optically active resolving agent (*e.g.*, dinitrobenzoylphenylglycine).

10 Suitable elution solvent composition can be determined by one skilled in the art.

Compounds provided herein also include tautomeric forms. Tautomeric forms result from the swapping of a single bond with an adjacent double bond together with the concomitant migration of a proton. Tautomeric forms include prototropic tautomers which are isomeric protonation states having the same empirical formula
15 and total charge. Example prototropic tautomers include ketone – enol pairs, amide-imidic acid pairs, lactam – lactim pairs, enamine – imine pairs, and annular forms where a proton can occupy two or more positions of a heterocyclic system, for example, 1H- and 3H-imidazole, 1H-, 2H- and 4H- 1,2,4-triazole, 1H- and 2H- isoindole, 2-hydroxypyridine and 2-pyridone, and 1H- and 2H-pyrazole. Tautomeric
20 forms can be in equilibrium or sterically locked into one form by appropriate substitution.

All compounds, and pharmaceutically acceptable salts thereof, can be found together with other substances such as water and solvents (*e.g.*, hydrates and solvates) or can be isolated.

25 In some embodiments, preparation of compounds can involve the addition of acids or bases to affect, for example, catalysis of a desired reaction or formation of salt forms such as acid addition salts.

In some embodiments, the compounds provided herein, or salts thereof, are substantially isolated. By “substantially isolated” is meant that the compound is at
30 least partially or substantially separated from the environment in which it was formed or detected. Partial separation can include, for example, a composition enriched in the compounds provided herein. Substantial separation can include compositions containing at least about 50%, at least about 60%, at least about 70%, at least about 80%, at least about 90%, at least about 95%, at least about 97%, or at least about 99%

by weight of the compounds provided herein, or salt thereof. Methods for isolating compounds and their salts are routine in the art.

The term “compound” as used herein is meant to include all stereoisomers, geometric isomers, tautomers, and isotopes of the structures depicted. Compounds
5 herein identified by name or structure as one particular tautomeric form are intended to include other tautomeric forms unless otherwise specified.

The phrase “pharmaceutically acceptable” is employed herein to refer to those compounds, materials, compositions, and/or dosage forms which are, within the scope of sound medical judgment, suitable for use in contact with the tissues of human
10 beings and animals without excessive toxicity, irritation, allergic response, or other problem or complication, commensurate with a reasonable benefit/risk ratio.

The present application also includes pharmaceutically acceptable salts of the compounds described herein. The present disclosure also includes pharmaceutically acceptable salts of the compounds described herein. As used herein,
15 “pharmaceutically acceptable salts” refers to derivatives of the disclosed compounds wherein the parent compound is modified by converting an existing acid or base moiety to its salt form. Examples of pharmaceutically acceptable salts include, but are not limited to, mineral or organic acid salts of basic residues such as amines; alkali or organic salts of acidic residues such as carboxylic acids; and the like. The
20 pharmaceutically acceptable salts of the present disclosure include the conventional non-toxic salts of the parent compound formed, for example, from non-toxic inorganic or organic acids. The pharmaceutically acceptable salts of the present disclosure can be synthesized from the parent compound which contains a basic or acidic moiety by conventional chemical methods. Generally, such salts can be
25 prepared by reacting the free acid or base forms of these compounds with a stoichiometric amount of the appropriate base or acid in water or in an organic solvent, or in a mixture of the two; generally, non-aqueous media like ether, ethyl acetate, alcohols (e.g., methanol, ethanol, iso-propanol, or butanol) or acetonitrile (ACN) are preferred. Lists of suitable salts are found in *Remington's Pharmaceutical*
30 *Sciences*, 17th ed., Mack Publishing Company, Easton, Pa., 1985, p. 1418 and *Journal of Pharmaceutical Science*, 66, 2 (1977), each of which is incorporated herein by reference in its entirety.

Synthesis

Compounds of the invention, including salts thereof, can be prepared using known organic synthesis techniques and can be synthesized according to any of numerous possible synthetic routes, such as those in the Schemes below.

5 The reactions for preparing compounds of the invention can be carried out in suitable solvents which can be readily selected by one of skill in the art of organic synthesis. Suitable solvents can be substantially non-reactive with the starting materials (reactants), the intermediates or products at the temperatures at which the reactions are carried out, *e.g.*, temperatures which can range from the solvent's
10 freezing temperature to the solvent's boiling temperature. A given reaction can be carried out in one solvent or a mixture of more than one solvent. Depending on the particular reaction step, suitable solvents for a particular reaction step can be selected by the skilled artisan.

Preparation of compounds of the invention can involve the protection and
15 deprotection of various chemical groups. The need for protection and deprotection, and the selection of appropriate protecting groups, can be readily determined by one skilled in the art. The chemistry of protecting groups is described, *e.g.*, in Kocienski, *Protecting Groups*, (Thieme, 2007); Robertson, *Protecting Group Chemistry*, (Oxford University Press, 2000); Smith *et al.*, *March's Advanced Organic Chemistry: Reactions, Mechanisms, and Structure*, 6th Ed. (Wiley, 2007); Petursson *et al.*,
20 "Protecting Groups in Carbohydrate Chemistry," *J. Chem. Educ.*, 1997, 74(11), 1297; and Wuts *et al.*, *Protective Groups in Organic Synthesis*, 4th Ed., (Wiley, 2006).

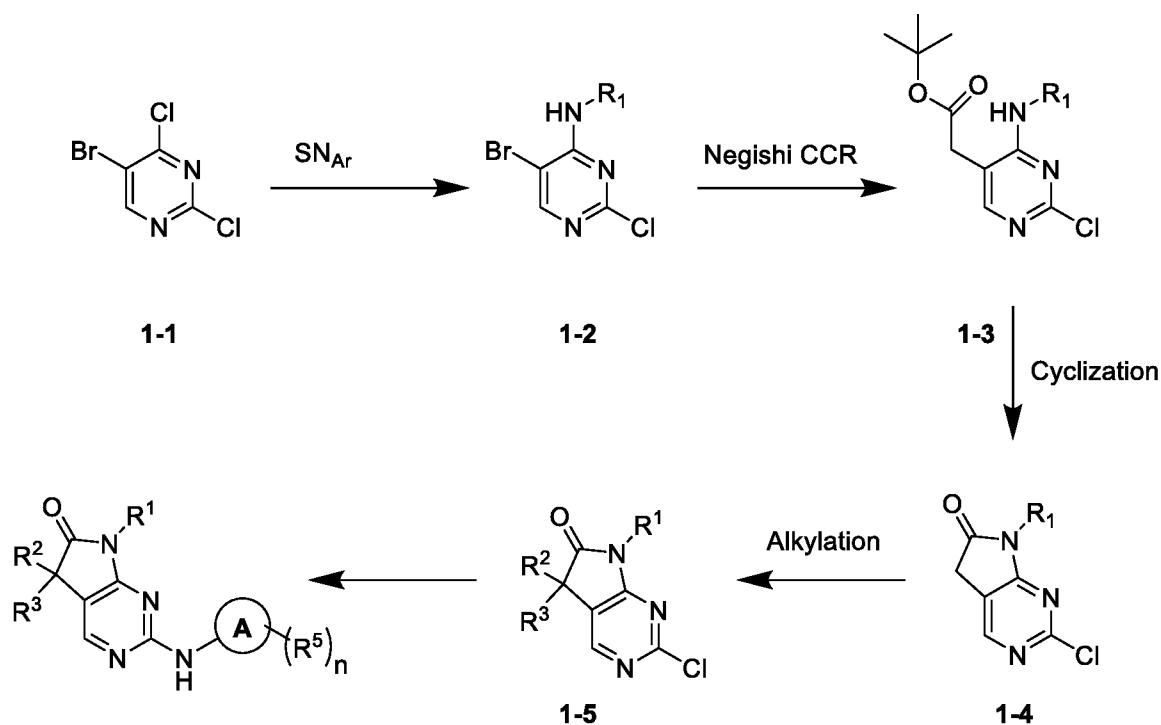
Reactions can be monitored according to any suitable method known in the art. For example, product formation can be monitored by spectroscopic means, such
25 as nuclear magnetic resonance spectroscopy (*e.g.*, ¹H or ¹³C), infrared spectroscopy, spectrophotometry (*e.g.*, UV-visible), mass spectrometry or by chromatographic methods such as high performance liquid chromatography (HPLC) or thin layer chromatography (TLC).

The Schemes below provide general guidance in connection with preparing
30 the compounds of the invention. One skilled in the art would understand that the preparations shown in the Schemes can be modified or optimized using general knowledge of organic chemistry to prepare various compounds of the invention.

Compounds of Formula (I) can be prepared in a variety of manners depending on the position where variation is desired. For instance, compounds of Formula (I)

with variation at Ring A can be prepared as shown in **Scheme 1**. In the process depicted in **Scheme 1**, selective displacement of the chloro group of the trihalo pyrimidine **1-1** with the desired amine provides compounds of formula **1-2**.

Intermediate **1-2** can be reacted via a selective Negishi cross coupling reaction (CCR) with an appropriate palladium precatalyst/ligand combination (*e.g.*, Pd₂(dba)₃ with QPhos or XPhos) to yield intermediate **1-3**. Intermediate **1-3** can then be reacted via base promoted cyclization to provide a compound of formula **1-4**. The desired substitution α to the amide of intermediate **1-4** can then be introduced (*e.g.*, via successive alkylation or Pd catalyzed arylation) to provide a compound of formula **1-5**. Alternatively, reaction with a *bis* electrophile (*e.g.* 1,2-dibromoethane) under standard alkylation conditions provides compounds of formula **1-5** where R₂ and R₃ combined to form a cycle.) to provide a compound of formula **1-5**. Finally, Buchwald-Hartwig amination with the appropriate amine provides compounds of Formula (I).



15

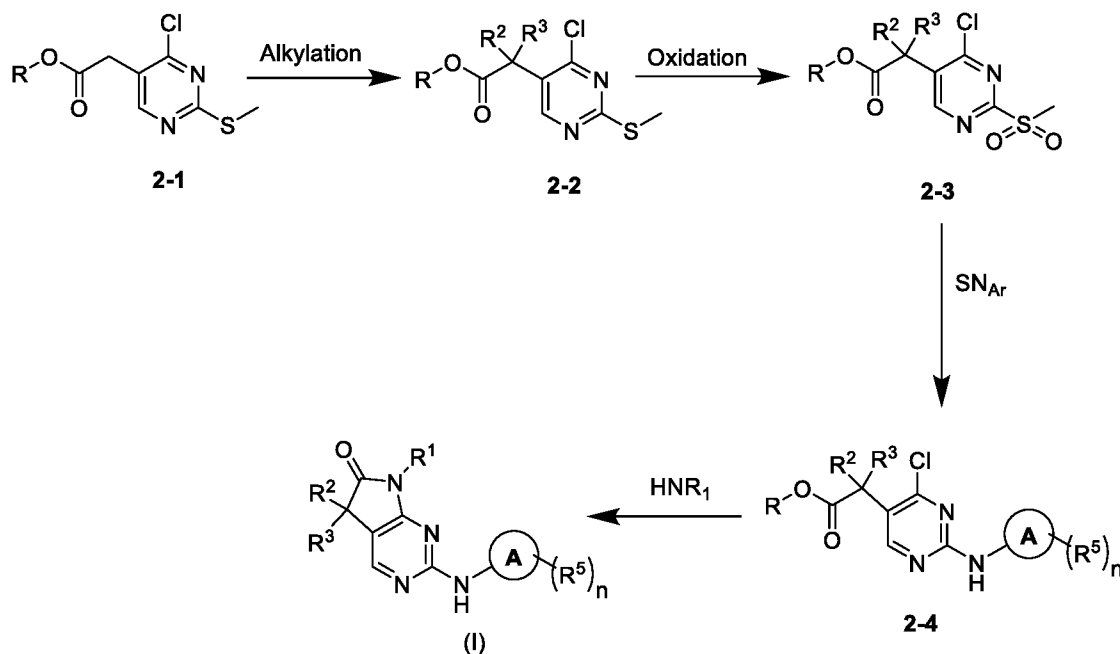
Compounds of Formula (I) having different groups at R¹ can be formed as shown in **Scheme 2**. Thus, introduction of R² and R³ of compound **2-1** as above provides compound **2-2**, which can undergo selective oxidation of the sulfur (*e.g.*, with *m*-CPBA) to provide intermediate **2-3**. Selective SN_{Ar} reaction of intermediate **2-3** at the resulting sulfone with the appropriate N-formyl amine provides intermediate **2-4**. Finally, reaction of intermediate **2-4** with the appropriate amine provides

20

compounds of general formula (I). This coupling can be performed in one of two ways. First a tandem Buchwald-Hartwig amination and cyclization, catalyzed by the appropriate preformed catalyst (*e.g.*, RuPhos 2nd generation precatalyst or XantPhos 2nd generation precatalyst) can be used. Alternatively, a two-step protocol comprising

5 of an S_NAr reaction with the appropriate acidic (TFA) or basic (Hunig's base) catalyst and appropriate polar solvent (*i.e.*, 1,1,1-trifluoroethanol or 1-butanol) followed by a cyclization induced with the appropriate base (*i.e.*, sodium hydride).

Scheme 2



10 Methods of Use

Compounds of the present disclosure can inhibit CDK2 and therefore are useful for treating diseases wherein the underlying pathology is, wholly or partially, mediated by CDK2. Such diseases include cancer and other diseases with proliferation disorder. In some embodiments, the present disclosure provides

15 treatment of an individual or a patient *in vivo* using a compound of Formula (I) or a salt or stereoisomer thereof such that growth of cancerous tumors is inhibited. A compound of Formula (I) or of any of the formulas as described herein, or a compound as recited in any of the claims and described herein, or a salt or stereoisomer thereof, can be used to inhibit the growth of cancerous tumors with

20 aberrations that activate the CDK2 kinase activity. These include, but not limited to, disease (*e.g.*, cancers) that are characterized by amplification or overexpression of CCNE1 such as ovarian cancer, uterine carcinosarcoma and breast cancer and p27

inactivation such as breast cancer and melanomas. Accordingly, in some embodiments of the methods, the patient has been previously determined to have an amplification of the cyclin E1 (CCNE1) gene and/or an expression level of CCNE1 in a biological sample obtained from the human subject that is higher than a control
5 expression level of CCNE1. Alternatively, a compound of Formula (I) or of any of the formulas as described herein, or a compound as recited in any of the claims and described herein, or a salt or stereoisomer thereof, can be used in conjunction with other agents or standard cancer treatments, as described below. In one embodiment, the present disclosure provides a method for inhibiting growth of tumor cells *in vitro*.
10 The method includes contacting the tumor cells *in vitro* with a compound of Formula (I) or of any of the formulas as described herein, or of a compound as recited in any of the claims and described herein, or of a salt or stereoisomer thereof. In another embodiment, the present disclosure provides a method for inhibiting growth of tumor cells with CCNE1 amplification and overexpression in an individual or a patient. The
15 method includes administering to the individual or patient in need thereof a therapeutically effective amount of a compound of Formula (I) or of any of the formulas as described herein, or of a compound as recited in any of the claims and described herein, or a salt or a stereoisomer thereof.

In some embodiments, provided herein is a method of inhibiting CDK2,
20 comprising contacting the CDK2 with a compound of Formula (I) or any of the formulas as described herein, a compound as recited in any of the claims and described herein, or a salt thereof. In some embodiments, provided herein is a method of inhibiting CDK2 in a patient, comprising administering to the patient a compound of Formula (I) or any of the formulas as described herein, a compound as recited in
25 any of the claims and described herein, or a salt thereof.

In some embodiments, provided herein is a method for treating cancer. The method includes administering to a patient (in need thereof), a therapeutically effective amount of a compound of Formula (I) or any of the formulas as described herein, a compound as recited in any of the claims and described herein, or a salt
30 thereof. In another embodiment, the cancer is characterized by amplification or overexpression of CCNE1. In some embodiments, the cancer is ovarian cancer or breast cancer, characterized by amplification or overexpression of CCNE1.

In some embodiments, provided herein is a method of treating a disease or disorder associated with CDK2 in a patient, comprising administering to the patient a

therapeutically effective amount of a compound of Formula (I) or any of the formulas as described herein, a compound as recited in any of the claims and described herein, or a salt thereof. In some embodiments, the disease or disorder associated with CDK2 is associated with an amplification of the cyclin E1 (CCNE1) gene and/or

5 overexpression of CCNE1.

In some embodiments, the disease or disorder associated with CDK2 is N-myc amplified neuroblastoma cells (see Molenaar, et al., *Proc Natl Acad Sci USA* 106(31): 12968-12973) K-Ras mutant lung cancers (see Hu, S., et al., *Mol Cancer Ther*, 2015. 14(11): p. 2576-85, and cancers with FBW7 mutation and CCNE1 overexpression
10 (see Takada, et al., *Cancer Res*, 2017. 77(18): p. 4881-4893).

In some embodiments, the disease or disorder associated with CDK2 is lung squamous cell carcinoma, lung adenocarcinoma, pancreatic adenocarcinoma, breast invasive carcinoma, uterine carcinosarcoma, ovarian serous cystadenocarcinoma, stomach adenocarcinoma, esophageal carcinoma, bladder urothelial carcinoma,
15 mesothelioma, or sarcoma.

In some embodiments, the disease or disorder associated with CDK2 is lung adenocarcinoma, breast invasive carcinoma, uterine carcinosarcoma, ovarian serous cystadenocarcinoma, or stomach adenocarcinoma.

In some embodiments, the disease or disorder associated with CDK2 is an
20 adenocarcinoma, carcinoma, or cystadenocarcinoma.

In some embodiments, the disease or disorder associated with CDK2 is uterine cancer, ovarian cancer, stomach cancer, esophageal cancer, lung cancer, bladder cancer, pancreatic cancer, or breast cancer.

In some embodiments, the disease or disorder associated with CDK2 is a
25 cancer.

In some embodiments, the cancer is characterized by amplification or overexpression of CCNE1. In some embodiments, the cancer is ovarian cancer or breast cancer, characterized by amplification or overexpression of CCNE1.

In some embodiments, the breast cancer is chemotherapy or radiotherapy resistant
30 breast cancer, endocrine resistant breast cancer, trastuzumab resistant breast cancer, or breast cancer demonstrating primary or acquired resistance to CDK4/6 inhibition. In some embodiments, the breast cancer is advanced or metastatic breast cancer.

Examples of cancers that are treatable using the compounds of the present disclosure include, but are not limited to, bone cancer, pancreatic cancer, skin cancer,

cancer of the head or neck, cutaneous or intraocular malignant melanoma, uterine cancer, ovarian cancer, rectal cancer, cancer of the anal region, stomach cancer, testicular cancer, uterine cancer, carcinoma of the fallopian tubes, carcinoma of the endometrium, endometrial cancer, carcinoma of the cervix, carcinoma of the vagina, carcinoma of the vulva, Hodgkin's Disease, non-Hodgkin's lymphoma, cancer of the esophagus, cancer of the small intestine, cancer of the endocrine system, cancer of the thyroid gland, cancer of the parathyroid gland, cancer of the adrenal gland, sarcoma of soft tissue, cancer of the urethra, cancer of the penis, chronic or acute leukemias including acute myeloid leukemia, chronic myeloid leukemia, acute lymphoblastic leukemia, chronic lymphocytic leukemia, solid tumors of childhood, lymphocytic lymphoma, cancer of the bladder, cancer of the kidney or urethra, carcinoma of the renal pelvis, neoplasm of the central nervous system (CNS), primary CNS lymphoma, tumor angiogenesis, spinal axis tumor, brain stem glioma, pituitary adenoma, Kaposi's sarcoma, epidermoid cancer, squamous cell cancer, T-cell lymphoma, environmentally induced cancers including those induced by asbestos, and combinations of said cancers. The compounds of the present disclosure are also useful for the treatment of metastatic cancers.

In some embodiments, cancers treatable with compounds of the present disclosure include melanoma (e.g., metastatic malignant melanoma, BRAF and HSP90 inhibition-resistant melanoma), renal cancer (e.g., clear cell carcinoma), prostate cancer (e.g., hormone refractory prostate adenocarcinoma), breast cancer, colon cancer, lung cancer (e.g., non-small cell lung cancer and small cell lung cancer), squamous cell head and neck cancer, urothelial cancer (e.g., bladder) and cancers with high microsatellite instability (MSI^{high}). Additionally, the disclosure includes refractory or recurrent malignancies whose growth may be inhibited using the compounds of the disclosure.

In some embodiments, cancers that are treatable using the compounds of the present disclosure include, but are not limited to, solid tumors (e.g., prostate cancer, colon cancer, esophageal cancer, endometrial cancer, ovarian cancer, uterine cancer, renal cancer, hepatic cancer, pancreatic cancer, gastric cancer, breast cancer, lung cancer, cancers of the head and neck, thyroid cancer, glioblastoma, sarcoma, bladder cancer, etc.), hematological cancers (e.g., lymphoma, leukemia such as acute lymphoblastic leukemia (ALL), acute myelogenous leukemia (AML), chronic lymphocytic leukemia (CLL), chronic myelogenous leukemia (CML), DLBCL, mantle cell lymphoma, Non-Hodgkin lymphoma (including follicular lymphoma, relapsed or refractory NHL and recurrent follicular), Hodgkin lymphoma or multiple myeloma) and combinations of said

cancers.

In some embodiments, cancers that are treatable using the compounds of the present disclosure include, but are not limited to, cholangiocarcinoma, bile duct cancer, triple negative breast cancer, rhabdomyosarcoma, small cell lung cancer, leiomyosarcoma, hepatocellular carcinoma, Ewing's sarcoma, brain cancer, brain tumor, astrocytoma, neuroblastoma, neurofibroma, basal cell carcinoma, chondrosarcoma, epithelioid sarcoma, eye cancer, Fallopian tube cancer, gastrointestinal cancer, gastrointestinal stromal tumors, hairy cell leukemia, intestinal cancer, islet cell cancer, oral cancer, mouth cancer, throat cancer, laryngeal cancer, lip cancer, mesothelioma, neck cancer, nasal cavity cancer, ocular cancer, ocular melanoma, pelvic cancer, rectal cancer, renal cell carcinoma, salivary gland cancer, sinus cancer, spinal cancer, tongue cancer, tubular carcinoma, urethral cancer, and ureteral cancer.

In some embodiments, the compounds of the present disclosure can be used to treat sickle cell disease and sickle cell anemia.

In some embodiments, diseases and indications that are treatable using the compounds of the present disclosure include, but are not limited to hematological cancers, sarcomas, lung cancers, gastrointestinal cancers, genitourinary tract cancers, liver cancers, bone cancers, nervous system cancers, gynecological cancers, and skin cancers.

Exemplary hematological cancers include lymphomas and leukemias such as acute lymphoblastic leukemia (ALL), acute myelogenous leukemia (AML), acute promyelocytic leukemia (APL), chronic lymphocytic leukemia (CLL), chronic myelogenous leukemia (CML), diffuse large B-cell lymphoma (DLBCL), mantle cell lymphoma, Non-Hodgkin lymphoma (including relapsed or refractory NHL and recurrent follicular), Hodgkin lymphoma, myeloproliferative diseases (e.g., primary myelofibrosis (PMF), polycythemia vera (PV), and essential thrombocytosis (ET)), myelodysplasia syndrome (MDS), T-cell acute lymphoblastic lymphoma (T-ALL) and multiple myeloma (MM).

Exemplary sarcomas include chondrosarcoma, Ewing's sarcoma, osteosarcoma, rhabdomyosarcoma, angiosarcoma, fibrosarcoma, liposarcoma, myxoma, rhabdomyoma, rhabdosarcoma, fibroma, lipoma, hamartoma, and teratoma.

Exemplary lung cancers include non-small cell lung cancer (NSCLC), small cell lung cancer (SCLC), bronchogenic carcinoma, squamous cell, undifferentiated small cell, undifferentiated large cell, adenocarcinoma, alveolar (bronchiolar)

carcinoma, bronchial adenoma, chondromatous hamartoma, and mesothelioma.

Exemplary gastrointestinal cancers include cancers of the esophagus (squamous cell carcinoma, adenocarcinoma, leiomyosarcoma, lymphoma), stomach (carcinoma, lymphoma, leiomyosarcoma), pancreas (ductal adenocarcinoma, 5 insulinoma, glucagonoma, gastrinoma, carcinoid tumors, vipoma), small bowel (adenocarcinoma, lymphoma, carcinoid tumors, Kaposi's sarcoma, leiomyoma, hemangioma, lipoma, neurofibroma, fibroma), large bowel (adenocarcinoma, tubular adenoma, villous adenoma, hamartoma, leiomyoma), and colorectal cancer.

Exemplary genitourinary tract cancers include cancers of the kidney 10 (adenocarcinoma, Wilm's tumor [nephroblastoma]), bladder and urethra (squamous cell carcinoma, transitional cell carcinoma, adenocarcinoma), prostate (adenocarcinoma, sarcoma), and testis (seminoma, teratoma, embryonal carcinoma, teratocarcinoma, choriocarcinoma, sarcoma, interstitial cell carcinoma, fibroma, fibroadenoma, adenomatoid tumors, lipoma).

Exemplary liver cancers include hepatoma (hepatocellular carcinoma), 15 cholangiocarcinoma, hepatoblastoma, angiosarcoma, hepatocellular adenoma, and hemangioma.

Exemplary bone cancers include, for example, osteogenic sarcoma (osteosarcoma), fibrosarcoma, malignant fibrous histiocytoma, chondrosarcoma, 20 Ewing's sarcoma, malignant lymphoma (reticulum cell sarcoma), multiple myeloma, malignant giant cell tumor chordoma, osteochondroma (osteochondrosarcoma), benign chondroma, chondroblastoma, chondromyxofibroma, osteoid osteoma, and giant cell tumors

Exemplary nervous system cancers include cancers of the skull (osteoma, 25 hemangioma, granuloma, xanthoma, osteitis deformans), meninges (meningioma, meningiosarcoma, gliomatosis), brain (astrocytoma, medulloblastoma, glioma, ependymoma, germinoma (pinealoma), glioblastoma, glioblastoma multiform, oligodendroglioma, schwannoma, retinoblastoma, congenital tumors), and spinal cord (neurofibroma, meningioma, glioma, sarcoma), as well as neuroblastoma and 30 Lhermitte-Duclos disease.

Exemplary gynecological cancers include cancers of the uterus (endometrial carcinoma), cervix (cervical carcinoma, pre-tumor cervical dysplasia), ovaries (ovarian carcinoma (serous cystadenocarcinoma, mucinous cystadenocarcinoma, unclassified carcinoma), granulosa-thecal cell tumors, Sertoli-Leydig cell tumors,

dysgerminoma, malignant teratoma), vulva (squamous cell carcinoma, intraepithelial carcinoma, adenocarcinoma, fibrosarcoma, melanoma), vagina (clear cell carcinoma, squamous cell carcinoma, botryoid sarcoma (embryonal rhabdomyosarcoma), and fallopian tubes (carcinoma).

5 Exemplary skin cancers include melanoma, basal cell carcinoma, Merkel cell carcinoma, squamous cell carcinoma, Kaposi's sarcoma, moles dysplastic nevi, lipoma, angioma, dermatofibroma, and keloids. In some embodiments, diseases and indications that are treatable using the compounds of the present disclosure include, but are not limited to, sickle cell disease (e.g., sickle cell anemia), triple-negative
10 breast cancer (TNBC), myelodysplastic syndromes, testicular cancer, bile duct cancer, esophageal cancer, and urothelial carcinoma.

It is believed that compounds of Formula (I), or any of the embodiments thereof, may possess satisfactory pharmacological profile and promising
15 biopharmaceutical properties, such as toxicological profile, metabolism and pharmacokinetic properties, solubility, and permeability. It will be understood that determination of appropriate biopharmaceutical properties is within the knowledge of a person skilled in the art, e.g., determination of cytotoxicity in cells or inhibition of certain targets or channels to determine potential toxicity.

The terms “individual”, “patient,” and “patient”, used interchangeably, refer to
20 any animal, including mammals, preferably mice, rats, other rodents, rabbits, dogs, cats, swine, cattle, sheep, horses, or primates, and most preferably humans.

The phrase “therapeutically effective amount” refers to the amount of active compound or pharmaceutical agent that elicits the biological or medicinal response in a tissue, system, animal, individual or human that is being sought by a researcher,
25 veterinarian, medical doctor or other clinician.

As used herein, the term “treating” or “treatment” refers to one or more of (1) inhibiting the disease; e.g., inhibiting a disease, condition or disorder in an individual who is experiencing or displaying the pathology or symptomatology of the disease, condition or disorder (i.e., arresting further development of the pathology and/or
30 symptomatology); and (2) ameliorating the disease; e.g., ameliorating a disease, condition or disorder in an individual who is experiencing or displaying the pathology or symptomatology of the disease, condition or disorder (i.e., reversing the pathology and/or symptomatology) such as decreasing the severity of disease.

In some embodiments, the compounds of the invention are useful in preventing or reducing the risk of developing any of the diseases referred to herein; e.g., preventing or reducing the risk of developing a disease, condition or disorder in an individual who may be predisposed to the disease, condition or disorder but does not yet experience or display the pathology or symptomatology of the disease.

Combination Therapies

I. Cancer therapies

As provided throughout, the additional compounds, inhibitors, agents, etc. can be combined with the present compound in a single or continuous dosage form, or they can be administered simultaneously or sequentially as separate dosage forms.

Cancer cell growth and survival can be impacted by dysfunction in multiple signaling pathways. Thus, it is useful to combine different enzyme/protein/receptor inhibitors, exhibiting different preferences in the targets which they modulate the activities of, to treat such conditions. Targeting more than one signaling pathway (or more than one biological molecule involved in a given signaling pathway) may reduce the likelihood of drug-resistance arising in a cell population, and/or reduce the toxicity of treatment.

One or more additional pharmaceutical agents such as, for example, chemotherapeutics, anti-inflammatory agents, steroids, immunosuppressants, immune-oncology agents, metabolic enzyme inhibitors, chemokine receptor inhibitors, and phosphatase inhibitors, as well as targeted therapies such as Bcr-Abl, Flt-3, EGFR, HER2, JAK, c-MET, VEGFR, PDGFR, c-Kit, IGF-1R, RAF, FAK, and CDK4/6 kinase inhibitors such as, for example, those described in WO 2006/056399 can be used in combination with the compounds of the present disclosure for treatment of CDK2-associated diseases, disorders or conditions. Other agents such as therapeutic antibodies can be used in combination with the compounds of the present disclosure for treatment of CDK2-associated diseases, disorders or conditions. The one or more additional pharmaceutical agents can be administered to a patient simultaneously or sequentially.

In some embodiments, the CDK2 inhibitor is administered or used in combination with a BCL2 inhibitor or a CDK4/6 inhibitor.

The compounds as disclosed herein can be used in combination with one or more other enzyme/protein/receptor inhibitors therapies for the treatment of diseases,

such as cancer and other diseases or disorders described herein. Examples of diseases and indications treatable with combination therapies include those as described herein. Examples of cancers include solid tumors and non-solid tumors, such as liquid tumors, blood cancers. Examples of infections include viral infections, bacterial infections, fungus infections or parasite infections. For example, the compounds of the present disclosure can be combined with one or more inhibitors of the following kinases for the treatment of cancer: Akt1, Akt2, Akt3, BCL2, CDK4/6, TGF- β R, PKA, PKG, PKC, CaM-kinase, phosphorylase kinase, MEKK, ERK, MAPK, mTOR, EGFR, HER2, HER3, HER4, INS-R, IDH2, IGF-1R, IR-R, PDGF α R, PDGF β R, PI3K (alpha, beta, gamma, delta, and multiple or selective), CSF1R, KIT, FLK-II, KDR/FLK-1, FLK-4, flt-1, FGFR1, FGFR2, FGFR3, FGFR4, c-Met, PARP, Ron, Sea, TRKA, TRKB, TRKC, TAM kinases (Axl, Mer, Tyro3), FLT3, VEGFR/Flt2, Flt4, EphA1, EphA2, EphA3, EphB2, EphB4, Tie2, Src, Fyn, Lck, Fgr, Btk, Fak, SYK, FRK, JAK, ABL, ALK and B-Raf. In some embodiments, the compounds of the present disclosure can be combined with one or more of the following inhibitors for the treatment of cancer or infections. Non-limiting examples of inhibitors that can be combined with the compounds of the present disclosure for treatment of cancer and infections include an FGFR inhibitor (FGFR1, FGFR2, FGFR3 or FGFR4, e.g., pemigatinib (INCB54828), or INCB62079), an EGFR inhibitor (also known as ErB-1 or HER-1; e.g., erlotinib, gefitinib, vandetanib, orsimertinib, cetuximab, necitumumab, or panitumumab), a VEGFR inhibitor or pathway blocker (e.g., bevacizumab, pazopanib, sunitinib, sorafenib, axitinib, regorafenib, ponatinib, cabozantinib, vandetanib, ramucirumab, lenvatinib, ziv-aflibercept), a PARP inhibitor (e.g., olaparib, rucaparib, veliparib or niraparib), a JAK inhibitor (JAK1 and/or JAK2; e.g., ruxolitinib or baricitinib; or a JAK1 inhibitor; e.g., itacitinib (INCB039110), INCB052793, or INCB054707), a seitacitinib (INCB39110), an IDO inhibitor (e.g., epacadostat, NLG919, or BMS-986205, MK7162), an LSD1 inhibitor (e.g., GSK2979552, INCB59872 or INCB60003), a TDO inhibitor, a PI3K-delta inhibitor (e.g., piasclisib (INCB50465) or INCB50797), a PI3K-gamma inhibitor such as PI3K-gamma selective inhibitor, a Pim inhibitor (e.g., INCB53914), a CSF1R inhibitor, a TAM receptor tyrosine kinases (Tyro-3, Axl, and Mer; e.g., INCB081776), an adenosine receptor antagonist (e.g., A2a/A2b receptor antagonist), an HPK1 inhibitor, a chemokine receptor inhibitor (e.g., CCR2 or CCR5 inhibitor), a SHP1/2 phosphatase inhibitor, a histone deacetylase inhibitor

(HDAC) such as an HDAC8 inhibitor, an angiogenesis inhibitor, an interleukin receptor inhibitor, bromo and extra terminal family members inhibitors (for example, bromodomain inhibitors or BET inhibitors such as INCB54329 and INCB57643), TAM receptor tyrosine kinases inhibitors (Tyro-3, Axl, and Mer; e.g., INCB81776);
5 c-MET inhibitors (e.g., capmatinib); an anti-CD19 antibody (e.g., tafasitamab); an ALK2 inhibitor (e.g., INCB00928); or combinations thereof.

In some embodiments, the compound or salt described herein is administered with a PI3K δ inhibitor. In some embodiments, the compound or salt described herein is administered with a JAK inhibitor. In some embodiments, the compound or salt
10 described herein is administered with a JAK1 or JAK2 inhibitor (e.g., baricitinib or ruxolitinib). In some embodiments, the compound or salt described herein is administered with a JAK1 inhibitor. In some embodiments, the compound or salt described herein is administered with a JAK1 inhibitor, which is selective over JAK2.

Example antibodies for use in combination therapy include, but are not limited
15 to, trastuzumab (e.g., anti-HER2), ranibizumab (e.g., anti-VEGF-A), bevacizumab (AVASTINTM, e.g., anti-VEGF), panitumumab (e.g., anti-EGFR), cetuximab (e.g., anti-EGFR), rituxan (e.g., anti-CD20), and antibodies directed to c-MET.

One or more of the following agents may be used in combination with the compounds of the present disclosure and are presented as a non-limiting list: a
20 cytostatic agent, cisplatin, doxorubicin, taxotere, taxol, etoposide, irinotecan, camptosar, topotecan, paclitaxel, docetaxel, epothilones, tamoxifen, 5-fluorouracil, methotrexate, temozolomide, cyclophosphamide, SCH 66336, R115777, L778,123, BMS 214662, IRESSATM(gefitinib), TARCEVATM (erlotinib), antibodies to EGFR, intron, ara-C, adriamycin, cytoxan, gemcitabine, uracil mustard, chlormethine,
25 ifosfamide, melphalan, chlorambucil, pipobroman, triethylenemelamine, triethylenethiophosphoramine, busulfan, carmustine, lomustine, streptozocin, dacarbazine, floxuridine, cytarabine, 6-mercaptopurine, 6-thioguanine, fludarabine phosphate, oxaliplatin, leucovirin, ELOXATINTM (oxaliplatin), pentostatine, vinblastine, vincristine, vindesine, bleomycin, dactinomycin, daunorubicin,
30 doxorubicin, epirubicin, idarubicin, mithramycin, deoxycoformycin, mitomycin-C, L-asparaginase, teniposide 17.alpha.-ethinylestradiol, diethylstilbestrol, testosterone, Prednisone, Fluoxymesterone, Dromostanolone propionate, testolactone, megestrolacetate, methylprednisolone, methyltestosterone, prednisolone, triamcinolone, chlorotrianisene, hydroxyprogesterone, aminoglutethimide,

estramustine, medroxyprogesteroneacetate, leuprolide, flutamide, toremifene, goserelin, carboplatin, hydroxyurea, amsacrine, procarbazine, mitotane, mitoxantrone, levamisole, navelbene, anastrozole, letrozole, capecitabine, reloxafine, droloxafine, hexamethylmelamine, avastin, HERCEPTINTM (trastuzumab), BEXXARTM (tositumomab), VELCADETM (bortezomib), ZEVALINTM (ibritumomab tiuxetan), TRISENOXTM (arsenic trioxide), XELODATM (capecitabine), vinorelbine, porfimer, ERBITUXTM (cetuximab), thiotepa, altretamine, melphalan, trastuzumab, lerozole, fulvestrant, exemestane, ifosfomide, rituximab, C225 (cetuximab), Campath (alemtuzumab), clofarabine, cladribine, aphidicolon, rituxan, sunitinib, dasatinib, tezacitabine, Sml1, fludarabine, pentostatin, triapine, didox, trimidox, amidox, 3-AP, and MDL-101,731.

The compounds of the present disclosure can further be used in combination with other methods of treating cancers, for example by chemotherapy, irradiation therapy, tumor-targeted therapy, adjuvant therapy, immunotherapy or surgery. Examples of immunotherapy include cytokine treatment (e.g., interferons, GM-CSF, G-CSF, IL-2), CRS-207 immunotherapy, cancer vaccine, monoclonal antibody, bispecific or multi-specific antibody, antibody drug conjugate, adoptive T cell transfer, Toll receptor agonists, RIG-I agonists, oncolytic virotherapy and immunomodulating small molecules, including thalidomide or JAK1/2 inhibitor, PI3K δ inhibitor and the like. The compounds can be administered in combination with one or more anti-cancer drugs, such as a chemotherapeutic agent. Examples of chemotherapeutics include any of: abarelix, aldesleukin, alemtuzumab, alitretinoin, allopurinol, altretamine, anastrozole, arsenic trioxide, asparaginase, azacitidine, bevacizumab, bexarotene, baricitinib, bleomycin, bortezomib, busulfan intravenous, busulfan oral, calusterone, capecitabine, carboplatin, carmustine, cetuximab, chlorambucil, cisplatin, cladribine, clofarabine, cyclophosphamide, cytarabine, dacarbazine, dactinomycin, dalteparin sodium, dasatinib, daunorubicin, decitabine, denileukin, denileukin diftitox, dexrazoxane, docetaxel, doxorubicin, dromostanolone propionate, eculizumab, epirubicin, erlotinib, estramustine, etoposide phosphate, etoposide, exemestane, fentanyl citrate, filgrastim, floxuridine, fludarabine, fluorouracil, fulvestrant, gefitinib, gemcitabine, gemtuzumab ozogamicin, goserelin acetate, histrelin acetate, ibritumomab tiuxetan, idarubicin, ifosfamide, imatinib mesylate, interferon alfa 2a, irinotecan, lapatinib ditosylate, lenalidomide, letrozole, leucovorin, leuprolide acetate, levamisole, lomustine, meclorothamine, megestrol

acetate, melphalan, mercaptopurine, methotrexate, methoxsalen, mitomycin C, mitotane, mitoxantrone, nandrolone phenpropionate, nelarabine, nofetumomab, oxaliplatin, paclitaxel, pamidronate, panitumumab, pegaspargase, pegfilgrastim, pemetrexed disodium, pentostatin, pipobroman, plicamycin, procarbazine, quinacrine, rasburicase, rituximab, ruxolitinib, sorafenib, streptozocin, sunitinib, sunitinib maleate, tamoxifen, temozolomide, teniposide, testolactone, thalidomide, thioguanine, thiotepa, topotecan, toremifene, tositumomab, trastuzumab, tretinoin, uracil mustard, valrubicin, vinblastine, vincristine, vinorelbine, vorinostat, and zoledronate.

Additional examples of chemotherapeutics include proteasome inhibitors (*e.g.*, bortezomib), thalidomide, revlimid, and DNA-damaging agents such as melphalan, doxorubicin, cyclophosphamide, vincristine, etoposide, carmustine, and the like.

Example steroids include corticosteroids such as dexamethasone or prednisone.

Example Bcr-Abl inhibitors include imatinib mesylate (GLEEVECTM), nilotinib, dasatinib, bosutinib, and ponatinib, and pharmaceutically acceptable salts. Other example suitable Bcr-Abl inhibitors include the compounds, and pharmaceutically acceptable salts thereof, of the genera and species disclosed in U.S. Pat. No. 5,521,184, WO 04/005281, and U.S. Ser. No. 60/578,491.

Example suitable Flt-3 inhibitors include midostaurin, lestaurtinib, linifanib, sunitinib, sunitinib, maleate, sorafenib, quizartinib, crenolanib, pacritinib, tandutinib, PLX3397 and ASP2215, and their pharmaceutically acceptable salts. Other example suitable Flt-3 inhibitors include compounds, and their pharmaceutically acceptable salts, as disclosed in WO 03/037347, WO 03/099771, and WO 04/046120.

Example suitable RAF inhibitors include dabrafenib, sorafenib, and vemurafenib, and their pharmaceutically acceptable salts. Other example suitable RAF inhibitors include compounds, and their pharmaceutically acceptable salts, as disclosed in WO 00/09495 and WO 05/028444.

Example suitable FAK inhibitors include VS-4718, VS-5095, VS-6062, VS-6063, BI853520, and GSK2256098, and their pharmaceutically acceptable salts. Other example suitable FAK inhibitors include compounds, and their pharmaceutically acceptable salts, as disclosed in WO 04/080980, WO 04/056786, WO 03/024967, WO 01/064655, WO 00/053595, and WO 01/014402.

Example suitable CDK4/6 inhibitors include palbociclib, ribociclib, trilaciclib, lerociclib, and abemaciclib, and their pharmaceutically acceptable salts. Other

example suitable CDK4/6 inhibitors include compounds, and their pharmaceutically acceptable salts, as disclosed in WO 09/085185, WO 12/129344, WO 11/101409, WO 03/062236, WO 10/075074, and WO 12/061156.

In some embodiments, the compounds of the disclosure can be used in
5 combination with one or more other kinase inhibitors including imatinib, particularly for treating patients resistant to imatinib or other kinase inhibitors.

In some embodiments, the compounds of the disclosure can be used in combination with a chemotherapeutic in the treatment of cancer, and may improve the treatment response as compared to the response to the chemotherapeutic agent alone,
10 without exacerbation of its toxic effects. In some embodiments, the compounds of the disclosure can be used in combination with a chemotherapeutic provided herein. For example, additional pharmaceutical agents used in the treatment of multiple myeloma, can include, without limitation, melphalan, melphalan plus prednisone [MP], doxorubicin, dexamethasone, and Velcade (bortezomib). Further additional agents
15 used in the treatment of multiple myeloma include Bcr-Abl, Flt-3, RAF and FAK kinase inhibitors. In some embodiments, the agent is an alkylating agent, a proteasome inhibitor, a corticosteroid, or an immunomodulatory agent. Examples of an alkylating agent include cyclophosphamide (CY), melphalan (MEL), and bendamustine. In some embodiments, the proteasome inhibitor is carfilzomib. In
20 some embodiments, the corticosteroid is dexamethasone (DEX). In some embodiments, the immunomodulatory agent is lenalidomide (LEN) or pomalidomide (POM). Additive or synergistic effects are desirable outcomes of combining a CDK2 inhibitor of the present disclosure with an additional agent.

The agents can be combined with the present compound in a single or
25 continuous dosage form, or the agents can be administered simultaneously or sequentially as separate dosage forms.

The compounds of the present disclosure can be used in combination with one or more other inhibitors or one or more therapies for the treatment of infections. Examples of infections include viral infections, bacterial infections, fungus infections
30 or parasite infections.

In some embodiments, a corticosteroid such as dexamethasone is administered to a patient in combination with the compounds of the disclosure where the dexamethasone is administered intermittently as opposed to continuously.

The compounds as described herein, a compound as recited in any of the claims, or salts thereof can be combined with another immunogenic agent, such as cancerous cells, purified tumor antigens (including recombinant proteins, peptides, and carbohydrate molecules), cells, and cells transfected with genes encoding immune stimulating cytokines. Non-limiting examples of tumor vaccines that can be used
5 include peptides of melanoma antigens, such as peptides of gp100, MAGE antigens, Trp-2, MARTI and/or tyrosinase, or tumor cells transfected to express the cytokine GM-CSF.

The compounds as described herein, a compound as recited in any of the
10 claims, or salts thereof can be used in combination with a vaccination protocol for the treatment of cancer. In some embodiments, the tumor cells are transduced to express GM-CSF. In some embodiments, tumor vaccines include the proteins from viruses implicated in human cancers such as Human Papilloma Viruses (HPV), Hepatitis Viruses (HBV and HCV) and Kaposi's Herpes Sarcoma Virus (KHSV). In some
15 embodiments, the compounds of the present disclosure can be used in combination with tumor specific antigen such as heat shock proteins isolated from tumor tissue itself. In some embodiments, the compounds as described herein, a compound as recited in any of the claims, or salts thereof can be combined with dendritic cells immunization to activate potent anti-tumor responses.

20 The compounds of the present disclosure can be used in combination with bispecific macrocyclic peptides that target Fe alpha or Fe gamma receptor-expressing effectors cells to tumor cells. The compounds of the present disclosure can also be combined with macrocyclic peptides that activate host immune responsiveness.

In some further embodiments, combinations of the compounds of the
25 disclosure with other therapeutic agents can be administered to a patient prior to, during, and/or after a bone marrow transplant or stem cell transplant. The compounds of the present disclosure can be used in combination with bone marrow transplant for the treatment of a variety of tumors of hematopoietic origin.

The compounds as described herein, a compound as recited in any of the
30 claims, or salts thereof can be used in combination with vaccines, to stimulate the immune response to pathogens, toxins, and self-antigens. Examples of pathogens for which this therapeutic approach may be particularly useful, include pathogens for which there is currently no effective vaccine, or pathogens for which conventional vaccines are less than completely effective. These include, but are not limited to, HIV,

Hepatitis (A, B, & C), Influenza, Herpes, Giardia, Malaria, Leishmania, Staphylococcus aureus, Pseudomonas Aeruginosa.

Viruses causing infections treatable by methods of the present disclosure include, but are not limited to human papillomavirus, influenza, hepatitis A, B, C or D
5 viruses, adenovirus, poxvirus, herpes simplex viruses, human cytomegalovirus, severe acute respiratory syndrome virus, Ebola virus, measles virus, herpes virus (e.g., VZV, HSV-1, HAV-6, HSV-II, and CMV, Epstein Barr virus), flaviviruses, echovirus, rhinovirus, coxsackie virus, cornovirus, respiratory syncytial virus, mumps virus, rotavirus, measles virus, rubella virus, parvovirus, vaccinia virus, HTLV virus,
10 dengue virus, papillomavirus, molluscum virus, poliovirus, rabies virus, JC virus and arboviral encephalitis virus.

Pathogenic bacteria causing infections treatable by methods of the disclosure include, but are not limited to, chlamydia, rickettsial bacteria, mycobacteria, staphylococci, streptococci, pneumococci, meningococci and conococci, klebsiella,
15 proteus, serratia, pseudomonas, legionella, diphtheria, salmonella, bacilli, cholera, tetanus, botulism, anthrax, plague, leptospirosis, and Lyme's disease bacteria.

Pathogenic fungi causing infections treatable by methods of the disclosure include, but are not limited to, Candida (albicans, krusei, glabrata, tropicalis, etc.), Cryptococcus neoformans, Aspergillus (fumigatus, niger, etc.), Genus Mucorales
20 (mucor, absidia, rhizophus), Sporothrix schenkii, Blastomyces dermatitidis, Paracoccidioides brasiliensis, Coccidioides immitis and Histoplasma capsulatum.

Pathogenic parasites causing infections treatable by methods of the disclosure include, but are not limited to, Entamoeba histolytica, Balantidium coli, Naegleria fowleri, Acanthamoeba sp., Giardia lamblia, Cryptosporidium sp.,
25 Pneumocystis carinii, Plasmodium vivax, Babesia microti, Trypanosoma brucei, Trypanosoma cruzi, Leishmania donovani, Toxoplasma gondi, and Nippostrongylus brasiliensis.

When more than one pharmaceutical agent is administered to a patient, they can be administered simultaneously, separately, sequentially, or in combination (e.g.,
30 for more than two agents).

Methods for the safe and effective administration of most of these chemotherapeutic agents are known to those skilled in the art. In addition, their administration is described in the standard literature. For example, the administration of many of the chemotherapeutic agents is described in the "Physicians' Desk

Reference" (PDR, e.g., 1996 edition, Medical Economics Company, Montvale, NJ), the disclosure of which is incorporated herein by reference as if set forth in its entirety.

5 II. Immune-checkpoint therapies

Compounds of the present disclosure can be used in combination with one or more immune checkpoint inhibitors for the treatment of diseases, such as cancer or infections. Exemplary immune checkpoint inhibitors include inhibitors against immune checkpoint molecules such as CBL-B, CD20, CD28, CD40, CD70, CD122,
10 CD96, CD73, CD47, CDK2, GITR, CSF1R, JAK, PI3K delta, PI3K gamma, TAM, arginase, HPK1, CD137 (also known as 4-1BB), ICOS, A2AR, B7-H3, B7-H4, BTLA, CTLA-4, LAG3, TIM3, TLR (TLR7/8), TIGIT, CD112R, VISTA, PD-1, PD-L1 and PD-L2. In some embodiments, the immune checkpoint molecule is a stimulatory checkpoint molecule selected from CD27, CD28, CD40, ICOS, OX40,
15 GITR and CD137. In some embodiments, the immune checkpoint molecule is an inhibitory checkpoint molecule selected from A2AR, B7-H3, B7-H4, BTLA, CTLA-4, IDO, KIR, LAG3, PD-1, TIM3, TIGIT, and VISTA. In some embodiments, the compounds provided herein can be used in combination with one or more agents selected from KIR inhibitors, TIGIT inhibitors, LAIR1 inhibitors, CD160 inhibitors,
20 2B4 inhibitors and TGFR beta inhibitors.

In some embodiments, the compounds provided herein can be used in combination with one or more agonists of immune checkpoint molecules, e.g., OX40, CD27, GITR, and CD137 (also known as 4-1BB).

In some embodiments, the inhibitor of an immune checkpoint molecule is anti-
25 PD1 antibody, anti-PD-L1 antibody, or anti-CTLA-4 antibody.

In some embodiments, the inhibitor of an immune checkpoint molecule is an inhibitor of PD-1 or PD-L1, e.g., an anti-PD-1 or anti-PD-L1 monoclonal antibody. In some embodiments, the anti-PD-1 or anti-PD-L1 antibody is nivolumab, pembrolizumab, atezolizumab, durvalumab, avelumab, cemiplimab, atezolizumab,
30 avelumab, tislelizumab, spartalizumab (PDR001), cetrelimab (JNJ-63723283), toripalimab (JS001), camrelizumab (SHR-1210), sintilimab (IBI308), AB122 (GLS-010), AMP-224, AMP-514/MEDI-0680, BMS936559, JTX-4014, BGB-108, SHR-1210, MEDI4736, FAZ053, BCD-100, KN035, CS1001, BAT1306, LZM009, AK105, HLX10, SHR-1316, CBT-502 (TQB2450), A167 (KL-A167), STI-A101

(ZKAB001), CK-301, BGB-A333, MSB-2311, HLX20, TSR-042, or LY3300054. In some embodiments, the inhibitor of PD-1 or PD-L1 is one disclosed in U.S. Pat. Nos. 7,488,802, 7,943,743, 8,008,449, 8,168,757, 8,217,149, or 10,308,644; U.S. Publ. Nos. 2017/0145025, 2017/0174671, 2017/0174679, 2017/0320875, 2017/0342060, 5 2017/0362253, 2018/0016260, 2018/0057486, 2018/0177784, 2018/0177870, 2018/0179179, 2018/0179201, 2018/0179202, 2018/0273519, 2019/0040082, 2019/0062345, 2019/0071439, 2019/0127467, 2019/0144439, 2019/0202824, 2019/0225601, 2019/0300524, or 2019/0345170; or PCT Pub. Nos. WO 03/042402, WO 2008/156712, WO 2010/089411, WO 2010/036959, WO 2011/066342, WO 10 2011/159877, WO 2011/082400, WO 2011/161699, or WO 2019/246110 which are each incorporated herein by reference in their entirety. In some embodiments, the inhibitor of PD-L1 is INCB086550.

In some embodiments, the antibody is an anti-PD-1 antibody, e.g., an anti-PD-1 monoclonal antibody. In some embodiments, the anti-PD-1 antibody is nivolumab, 15 pembrolizumab, cemiplimab, spartalizumab, camrelizumab, cetrelimab, toripalimab, sintilimab, AB122, AMP-224, JTX-4014, BGB-108, BCD-100, BAT1306, LZM009, AK105, HLX10, or TSR-042. In some embodiments, the anti-PD-1 antibody is nivolumab, pembrolizumab, cemiplimab, spartalizumab, camrelizumab, cetrelimab, toripalimab, or sintilimab. In some embodiments, the anti-PD-1 antibody is 20 pembrolizumab. In some embodiments, the anti-PD-1 antibody is nivolumab. In some embodiments, the anti-PD-1 antibody is cemiplimab. In some embodiments, the anti-PD-1 antibody is spartalizumab. In some embodiments, the anti-PD-1 antibody is camrelizumab. In some embodiments, the anti-PD-1 antibody is cetrelimab. In some embodiments, the anti-PD-1 antibody is toripalimab. In some embodiments, the 25 anti-PD-1 antibody is sintilimab. In some embodiments, the anti-PD-1 antibody is AB122. In some embodiments, the anti-PD-1 antibody is AMP-224. In some embodiments, the anti-PD-1 antibody is JTX-4014. In some embodiments, the anti-PD-1 antibody is BGB-108. In some embodiments, the anti-PD-1 antibody is BCD-100. In some embodiments, the anti-PD-1 antibody is BAT1306. In some 30 embodiments, the anti-PD-1 antibody is LZM009. In some embodiments, the anti-PD-1 antibody is AK105. In some embodiments, the anti-PD-1 antibody is HLX10. In some embodiments, the anti-PD-1 antibody is TSR-042. In some embodiments, the anti-PD-1 monoclonal antibody is nivolumab or pembrolizumab. In some embodiments, the anti-PD-1 monoclonal antibody is MGA012 (INCMGA0012;

retifanlimab). In some embodiments, the anti-PD1 antibody is SHR-1210. Other anti-cancer agent(s) include antibody therapeutics such as 4-1BB (e.g., urelumab, utomilumab).

In some embodiments, the inhibitor of an immune checkpoint molecule is an inhibitor of PD-L1, e.g., an anti-PD-L1 monoclonal antibody. In some embodiments, the anti-PD-L1 monoclonal antibody is atezolizumab, avelumab, durvalumab, tislelizumab, BMS-935559, MEDI4736, atezolizumab (MPDL3280A; also known as RG7446), avelumab (MSB0010718C), FAZ053, KN035, CS1001, SHR-1316, CBT-502, A167, STI-A101, CK-301, BGB-A333, MSB-2311, HLX20, or LY3300054. In some embodiments, the anti-PD-L1 antibody is atezolizumab, avelumab, durvalumab, or tislelizumab. In some embodiments, the anti-PD-L1 antibody is atezolizumab. In some embodiments, the anti-PD-L1 antibody is avelumab. In some embodiments, the anti-PD-L1 antibody is durvalumab. In some embodiments, the anti-PD-L1 antibody is tislelizumab. In some embodiments, the anti-PD-L1 antibody is BMS-935559. In some embodiments, the anti-PD-L1 antibody is MEDI4736. In some embodiments, the anti-PD-L1 antibody is FAZ053. In some embodiments, the anti-PD-L1 antibody is KN035. In some embodiments, the anti-PD-L1 antibody is CS1001. In some embodiments, the anti-PD-L1 antibody is SHR-1316. In some embodiments, the anti-PD-L1 antibody is CBT-502. In some embodiments, the anti-PD-L1 antibody is A167. In some embodiments, the anti-PD-L1 antibody is STI-A101. In some embodiments, the anti-PD-L1 antibody is CK-301. In some embodiments, the anti-PD-L1 antibody is BGB-A333. In some embodiments, the anti-PD-L1 antibody is MSB-2311. In some embodiments, the anti-PD-L1 antibody is HLX20. In some embodiments, the anti-PD-L1 antibody is LY3300054.

In some embodiments, the inhibitor of an immune checkpoint molecule is a small molecule that binds to PD-L1, or a pharmaceutically acceptable salt thereof. In some embodiments, the inhibitor of an immune checkpoint molecule is a small molecule that binds to and internalizes PD-L1, or a pharmaceutically acceptable salt thereof. In some embodiments, the inhibitor of an immune checkpoint molecule is a compound selected from those in US 2018/0179201, US 2018/0179197, US 2018/0179179, US 2018/0179202, US 2018/0177784, US 2018/0177870, US Ser. No. 16/369,654 (filed Mar. 29, 2019), and US Ser. No. 62/688,164, or a pharmaceutically acceptable salt thereof, each of which is incorporated herein by reference in its entirety.

In some embodiments, the inhibitor of an immune checkpoint molecule is an inhibitor of KIR, TIGIT, LAIR1, CD160, 2B4 and TGFR beta.

In some embodiments, the inhibitor is MCLA-145.

In some embodiments, the inhibitor of an immune checkpoint molecule is an inhibitor of CTLA-4, e.g., an anti-CTLA-4 antibody. In some embodiments, the anti-
5 CTLA-4 antibody is ipilimumab, tremelimumab, AGEN1884, or CP-675,206.

In some embodiments, the inhibitor of an immune checkpoint molecule is an inhibitor of LAG3, e.g., an anti-LAG3 antibody. In some embodiments, the anti-
LAG3 antibody is BMS-986016, LAG525, INCAGN2385, or eftilagimod alpha
10 (IMP321).

In some embodiments, the inhibitor of an immune checkpoint molecule is an inhibitor of CD73. In some embodiments, the inhibitor of CD73 is oleclumab.

In some embodiments, the inhibitor of an immune checkpoint molecule is an inhibitor of TIGIT. In some embodiments, the inhibitor of TIGIT is OMP-31M32.

In some embodiments, the inhibitor of an immune checkpoint molecule is an inhibitor of VISTA. In some embodiments, the inhibitor of VISTA is JNJ-61610588
15 or CA-170.

In some embodiments, the inhibitor of an immune checkpoint molecule is an inhibitor of B7-H3. In some embodiments, the inhibitor of B7-H3 is enoblituzumab,
20 MGD009, or 8H9.

In some embodiments, the inhibitor of an immune checkpoint molecule is an inhibitor of KIR. In some embodiments, the inhibitor of KIR is lirilumab or IPH4102.

In some embodiments, the inhibitor of an immune checkpoint molecule is an inhibitor of A2aR. In some embodiments, the inhibitor of A2aR is CPI-444.

In some embodiments, the inhibitor of an immune checkpoint molecule is an inhibitor of TGF-beta. In some embodiments, the inhibitor of TGF-beta is
25 trabedersen, galusertinib, or M7824.

In some embodiments, the inhibitor of an immune checkpoint molecule is an inhibitor of PI3K-gamma. In some embodiments, the inhibitor of PI3K-gamma is IPI-
30 549.

In some embodiments, the inhibitor of an immune checkpoint molecule is an inhibitor of CD47. In some embodiments, the inhibitor of CD47 is Hu5F9-G4 or TTI-
621.

In some embodiments, the inhibitor of an immune checkpoint molecule is an inhibitor of CD73. In some embodiments, the inhibitor of CD73 is MEDI9447.

In some embodiments, the inhibitor of an immune checkpoint molecule is an inhibitor of CD70. In some embodiments, the inhibitor of CD70 is cusatuzumab or
5 BMS-936561.

In some embodiments, the inhibitor of an immune checkpoint molecule is an inhibitor of TIM3, e.g., an anti-TIM3 antibody. In some embodiments, the anti-TIM3 antibody is INCAGN2390, MBG453, or TSR-022.

In some embodiments, the inhibitor of an immune checkpoint molecule is an
10 inhibitor of CD20, e.g., an anti-CD20 antibody. In some embodiments, the anti-CD20 antibody is obinutuzumab or rituximab.

In some embodiments, the agonist of an immune checkpoint molecule is an agonist of OX40, CD27, CD28, GITR, ICOS, CD40, TLR7/8, and CD137 (also known as 4-1BB).

15 In some embodiments, the agonist of CD137 is urelumab. In some embodiments, the agonist of CD137 is utomilumab.

In some embodiments, the agonist of an immune checkpoint molecule is an inhibitor of GITR. In some embodiments, the agonist of GITR is TRX518, MK-4166, INCAGN1876, MK-1248, AMG228, BMS-986156, GWN323, MEDI1873, or
20 MEDI6469.

In some embodiments, the agonist of an immune checkpoint molecule is an agonist of OX40, e.g., OX40 agonist antibody or OX40L fusion protein. In some embodiments, the anti-OX40 antibody is INCAGN01949, MEDI0562 (tavolimab), MOXR-0916, PF-04518600, GSK3174998, BMS-986178, or 9B12. In some
25 embodiments, the OX40L fusion protein is MEDI6383.

In some embodiments, the agonist of an immune checkpoint molecule is an agonist of CD40. In some embodiments, the agonist of CD40 is CP-870893, ADC-1013, CDX-1140, SEA-CD40, RO7009789, JNJ-64457107, APX-005M, or Chi Lob
7/4.

30 In some embodiments, the agonist of an immune checkpoint molecule is an agonist of ICOS. In some embodiments, the agonist of ICOS is GSK-3359609, JTX-2011, or MEDI-570.

In some embodiments, the agonist of an immune checkpoint molecule is an agonist of CD28. In some embodiments, the agonist of CD28 is theralizumab.

In some embodiments, the agonist of an immune checkpoint molecule is an agonist of CD27. In some embodiments, the agonist of CD27 is varlilumab.

In some embodiments, the agonist of an immune checkpoint molecule is an agonist of TLR7/8. In some embodiments, the agonist of TLR7/8 is MEDI9197.

5 The compounds of the present disclosure can be used in combination with bispecific antibodies. In some embodiments, one of the domains of the bispecific antibody targets PD-1, PD-L1, CTLA-4, GITR, OX40, TIM3, LAG3, CD137, ICOS, CD3 or TGF β receptor. In some embodiments, the bispecific antibody binds to PD-1 and PD-L1. In some embodiments, the bispecific antibody that binds to PD-1 and
10 PD-L1 is MCLA-136. In some embodiments, the bispecific antibody binds to PD-L1 and CTLA-4. In some embodiments, the bispecific antibody that binds to PD-L1 and CTLA-4 is AK104.

In some embodiments, the compounds of the disclosure can be used in combination with one or more metabolic enzyme inhibitors. In some embodiments,
15 the metabolic enzyme inhibitor is an inhibitor of IDO1, TDO, or arginase. Examples of IDO1 inhibitors include epacadostat, NLG919, BMS-986205, PF-06840003, IOM2983, RG-70099 and LY338196. Inhibitors of arginase inhibitors include INCB1158.

20 *Pharmaceutical Formulations and Dosage Forms*

When employed as pharmaceuticals, the compounds of the disclosure can be administered in the form of pharmaceutical compositions. These compositions can be prepared in a manner well known in the pharmaceutical art, and can be administered by a variety of routes, depending upon whether local or systemic treatment is desired
25 and upon the area to be treated. Administration may be topical (including transdermal, epidermal, ophthalmic and to mucous membranes including intranasal, vaginal and rectal delivery), pulmonary (*e.g.*, by inhalation or insufflation of powders or aerosols, including by nebulizer; intratracheal or intranasal), oral, or parenteral. Parenteral administration includes intravenous, intraarterial, subcutaneous, intraperitoneal,
30 intramuscular or injection or infusion; or intracranial, *e.g.*, intrathecal or intraventricular, administration. Parenteral administration can be in the form of a single bolus dose, or may be, for example, by a continuous perfusion pump. Pharmaceutical compositions and formulations for topical administration may include transdermal patches, ointments, lotions, creams, gels, drops, suppositories, sprays,

liquids and powders. Conventional pharmaceutical carriers, aqueous, powder or oily bases, thickeners and the like may be necessary or desirable.

This disclosure also includes pharmaceutical compositions which contain, as the active ingredient, the compound of the disclosure or a pharmaceutically acceptable salt thereof, in combination with one or more pharmaceutically acceptable carriers (excipients). In some embodiments, the composition is suitable for topical administration. In making the compositions of the disclosure, the active ingredient is typically mixed with an excipient, diluted by an excipient or enclosed within such a carrier in the form of, for example, a capsule, sachet, paper, or other container. When the excipient serves as a diluent, it can be a solid, semi-solid, or liquid material, which acts as a vehicle, carrier or medium for the active ingredient. Thus, the compositions can be in the form of tablets, pills, powders, lozenges, sachets, cachets, elixirs, suspensions, emulsions, solutions, syrups, aerosols (as a solid or in a liquid medium), ointments containing, for example, up to 10% by weight of the active compound, soft and hard gelatin capsules, suppositories, sterile injectable solutions, and sterile packaged powders.

In preparing a formulation, the active compound can be milled to provide the appropriate particle size prior to combining with the other ingredients. If the active compound is substantially insoluble, it can be milled to a particle size of less than 200 mesh. If the active compound is substantially water soluble, the particle size can be adjusted by milling to provide a substantially uniform distribution in the formulation, *e.g.*, about 40 mesh.

The compounds of the disclosure may be milled using known milling procedures such as wet milling to obtain a particle size appropriate for tablet formation and for other formulation types. Finely divided (nanoparticulate) preparations of the compounds of the disclosure can be prepared by processes known in the art, *e.g.*, see International App. No. WO 2002/000196.

Some examples of suitable excipients include lactose, dextrose, sucrose, sorbitol, mannitol, starches, gum acacia, calcium phosphate, alginates, tragacanth, gelatin, calcium silicate, microcrystalline cellulose, polyvinylpyrrolidone, cellulose, water, syrup, and methyl cellulose. The formulations can additionally include: lubricating agents such as talc, magnesium stearate, and mineral oil; wetting agents; emulsifying and suspending agents; preserving agents such as methyl- and propylhydroxy-benzoates; sweetening agents; and flavoring agents. The compositions

of the disclosure can be formulated so as to provide quick, sustained or delayed release of the active ingredient after administration to the patient by employing procedures known in the art.

The compositions can be formulated in a unit dosage form, each dosage
5 containing from about 5 to about 1000 mg (1 g), more usually about 100 to about 500 mg, of the active ingredient. The term “unit dosage forms” refers to physically discrete units suitable as unitary dosages for human subjects and other mammals, each unit containing a predetermined quantity of active material calculated to produce the desired therapeutic effect, in association with a suitable pharmaceutical excipient.

10 In some embodiments, the compositions of the disclosure contain from about 5 to about 50 mg of the active ingredient. One having ordinary skill in the art will appreciate that this embodies compositions containing about 5 to about 10, about 10 to about 15, about 15 to about 20, about 20 to about 25, about 25 to about 30, about 30 to about 35, about 35 to about 40, about 40 to about 45, or about 45 to about 50 mg
15 of the active ingredient.

In some embodiments, the compositions of the disclosure contain from about 50 to about 500 mg of the active ingredient. One having ordinary skill in the art will appreciate that this embodies compositions containing about 50 to about 100, about 100 to about 150, about 150 to about 200, about 200 to about 250, about 250 to about
20 300, about 350 to about 400, or about 450 to about 500 mg of the active ingredient.

In some embodiments, the compositions of the disclosure contain from about 500 to about 1000 mg of the active ingredient. One having ordinary skill in the art will appreciate that this embodies compositions containing about 500 to about 550, about 550 to about 600, about 600 to about 650, about 650 to about 700, about 700 to
25 about 750, about 750 to about 800, about 800 to about 850, about 850 to about 900, about 900 to about 950, or about 950 to about 1000 mg of the active ingredient.

Similar dosages may be used of the compounds described herein in the methods and uses of the disclosure.

The active compound can be effective over a wide dosage range and is
30 generally administered in a pharmaceutically effective amount. It will be understood, however, that the amount of the compound actually administered will usually be determined by a physician, according to the relevant circumstances, including the condition to be treated, the chosen route of administration, the actual compound

administered, the age, weight, and response of the individual patient, the severity of the patient's symptoms, and the like.

For preparing solid compositions such as tablets, the principal active ingredient is mixed with a pharmaceutical excipient to form a solid preformulation composition containing a homogeneous mixture of a compound of the present disclosure. When referring to these preformulation compositions as homogeneous, the active ingredient is typically dispersed evenly throughout the composition so that the composition can be readily subdivided into equally effective unit dosage forms such as tablets, pills and capsules. This solid preformulation is then subdivided into unit dosage forms of the type described above.

The tablets or pills of the present disclosure can be coated or otherwise compounded to provide a dosage form affording the advantage of prolonged action. For example, the tablet or pill can comprise an inner dosage and an outer dosage component, the latter being in the form of an envelope over the former. The two components can be separated by an enteric layer which serves to resist disintegration in the stomach and permit the inner component to pass intact into the duodenum or to be delayed in release. A variety of materials can be used for such enteric layers or coatings, such materials including a number of polymeric acids and mixtures of polymeric acids with such materials as shellac, cetyl alcohol, and cellulose acetate.

The liquid forms in which the compounds and compositions of the present disclosure can be incorporated for administration orally or by injection include aqueous solutions, suitably flavored syrups, aqueous or oil suspensions, and flavored emulsions with edible oils such as cottonseed oil, sesame oil, coconut oil, or peanut oil, as well as elixirs and similar pharmaceutical vehicles.

Compositions for inhalation or insufflation include solutions and suspensions in pharmaceutically acceptable, aqueous or organic solvents, or mixtures thereof, and powders. The liquid or solid compositions may contain suitable pharmaceutically acceptable excipients as described *supra*. In some embodiments, the compositions are administered by the oral or nasal respiratory route for local or systemic effect.

Compositions can be nebulized by use of inert gases. Nebulized solutions may be breathed directly from the nebulizing device or the nebulizing device can be attached to a face mask, tent, or intermittent positive pressure breathing machine. Solution, suspension, or powder compositions can be administered orally or nasally from devices which deliver the formulation in an appropriate manner.

Topical formulations can contain one or more conventional carriers. In some embodiments, ointments can contain water and one or more hydrophobic carriers selected from, for example, liquid paraffin, polyoxyethylene alkyl ether, propylene glycol, white Vaseline, and the like. Carrier compositions of creams can be based on
5 water in combination with glycerol and one or more other components, e.g., glycerinmonostearate, PEG-glycerinmonostearate and cetylstearyl alcohol. Gels can be formulated using isopropyl alcohol and water, suitably in combination with other components such as, for example, glycerol, hydroxyethyl cellulose, and the like. The topical formulations can be suitably packaged in tubes which are optionally associated
10 with instructions for the treatment of the select indication, e.g., psoriasis or other skin condition.

The amount of compound or composition administered to a patient will vary depending upon what is being administered, the purpose of the administration, such as prophylaxis or therapy, the state of the patient, the manner of administration, and the
15 like. In therapeutic applications, compositions can be administered to a patient already suffering from a disease in an amount sufficient to cure or at least partially arrest the symptoms of the disease and its complications. Effective doses will depend on the disease condition being treated as well as by the judgment of the attending clinician depending upon factors such as the severity of the disease, the age, weight and general
20 condition of the patient, and the like.

The compositions administered to a patient can be in the form of pharmaceutical compositions described above. These compositions can be sterilized by conventional sterilization techniques, or may be sterile filtered. Aqueous solutions can be packaged for use as is, or lyophilized, the lyophilized preparation being
25 combined with a sterile aqueous carrier prior to administration. The pH of the compound preparations typically will be between 3 and 11, more preferably from 5 to 9 and most preferably from 7 to 8. It will be understood that use of certain of the foregoing excipients, carriers, or stabilizers will result in the formation of pharmaceutical salts.

30 The therapeutic dosage of a compound of the present disclosure can vary according to, for example, the particular use for which the treatment is made, the manner of administration of the compound, the health and condition of the patient, and the judgment of the prescribing physician. The proportion or concentration of a compound of the disclosure in a pharmaceutical composition can vary depending

upon a number of factors including dosage, chemical characteristics (e.g., hydrophobicity), and the route of administration. The dosage is likely to depend on such variables as the type and extent of progression of the disease or disorder, the overall health status of the particular patient, the relative biological efficacy of the compound selected, formulation of the excipient, and its route of administration. Effective doses can be extrapolated from dose-response curves derived from *in vitro* or animal model test systems.

The compositions of the disclosure can further include one or more additional pharmaceutical agents such as a chemotherapeutic, steroid, anti-inflammatory compound, or immunosuppressant, examples of which are listed herein.

Labeled Compounds and Assay Methods

Another aspect of the present disclosure relates to labeled compounds of the disclosure (radio-labeled, fluorescent-labeled, etc.) that would be useful not only in imaging techniques but also in assays, both *in vitro* and *in vivo*, for localizing and quantitating CDK2 in tissue samples, including human, and for identifying CDK2 activators by inhibition binding of a labeled compound. Substitution of one or more of the atoms of the compounds of the present disclosure can also be useful in generating differentiated ADME (Adsorption, Distribution, Metabolism and Excretion.) Accordingly, the present disclosure includes CDK2 assays that contain such labeled or substituted compounds.

The present disclosure further includes isotopically-labeled compounds of the disclosure. An “isotopically” or “radio-labeled” compound is a compound of the disclosure where one or more atoms are replaced or substituted by an atom having an atomic mass or mass number different from the atomic mass or mass number typically found in nature (i.e., naturally occurring). Suitable radionuclides that may be incorporated in compounds of the present disclosure include but are not limited to ^2H (also written as D for deuterium), ^3H (also written as T for tritium), ^{11}C , ^{13}C , ^{14}C , ^{13}N , ^{15}N , ^{15}O , ^{17}O , ^{18}O , ^{18}F , ^{35}S , ^{36}Cl , ^{82}Br , ^{75}Br , ^{76}Br , ^{77}Br , ^{123}I , ^{124}I , ^{125}I and ^{131}I . For example, one or more hydrogen atoms in a compound of the present disclosure can be replaced by deuterium atoms (e.g., one or more hydrogen atoms of a C_{1-6} alkyl group of Formula (I) can be optionally substituted with deuterium atoms, such as $-\text{CD}_3$ being substituted for $-\text{CH}_3$). In some embodiments, alkyl groups of the disclosed Formulas (e.g., Formula (I)) can be perdeuterated.

One or more constituent atoms of the compounds presented herein can be replaced or substituted with isotopes of the atoms in natural or non-natural abundance. In some embodiments, the compound includes at least one deuterium atom. For example, one or more hydrogen atoms in a compound presented herein can be replaced or substituted by deuterium (*e.g.*, one or more hydrogen atoms of a C₁₋₆ alkyl group can be replaced by deuterium atoms, such as –CD₃ being substituted for –CH₃). In some embodiments, the compound includes two or more deuterium atoms. In some embodiments, the compound includes 1-2, 1-3, 1-4, 1-5, or 1-6 deuterium atoms. In some embodiments, all of the hydrogen atoms in a compound can be replaced or substituted by deuterium atoms.

In some embodiments, 1, 2, 3, 4, 5, 6, 7, or 8 hydrogen atoms, attached to carbon atoms of alkyl, alkenyl, alkynyl, aryl, phenyl, cycloalkyl, heterocycloalkyl, or heteroaryl substituents or -C₁₋₄ alkyl-, alkylene, alkenylene and alkynylene linking groups, as described herein, are optionally replaced by deuterium atoms.

Synthetic methods for including isotopes into organic compounds are known in the art (Deuterium Labeling in Organic Chemistry by Alan F. Thomas (New York, N.Y., Appleton-Century-Crofts, 1971; The Renaissance of H/D Exchange by Jens Atzrodt, Volker Derdau, Thorsten Fey and Jochen Zimmermann, *Angew. Chem. Int. Ed.* 2007, 7744-7765; The Organic Chemistry of Isotopic Labelling by James R. Hanson, Royal Society of Chemistry, 2011). Isotopically labeled compounds can be used in various studies such as NMR spectroscopy, metabolism experiments, and/or assays.

Substitution with heavier isotopes, such as deuterium, may afford certain therapeutic advantages resulting from greater metabolic stability, for example, increased *in vivo* half-life or reduced dosage requirements, and hence may be preferred in some circumstances. (see *e.g.*, A. Kerekes et al. *J. Med. Chem.* 2011, 54, 201-210; R. Xu et al. *J. Label Compd. Radiopharm.* 2015, 58, 308-312). In particular, substitution at one or more metabolism sites may afford one or more of the therapeutic advantages.

The radionuclide that is incorporated in the instant radio-labeled compounds will depend on the specific application of that radio-labeled compound. For example, for *in vitro* CDK2 labeling and competition assays, compounds that incorporate ³H, ¹⁴C, ⁸²Br, ¹²⁵I, ¹³¹I, or ³⁵S can be useful. For radio-imaging applications ¹¹C, ¹⁸F, ¹²⁵I, ¹²³I, ¹²⁴I, ¹³¹I, ⁷⁵Br, ⁷⁶Br, or ⁷⁷Br can be useful.

It is understood that a “radio-labeled” or “labeled compound” is a compound that has incorporated at least one radionuclide. In some embodiments, the radionuclide is selected from the group consisting of ^3H , ^{14}C , ^{125}I , ^{35}S , and ^{82}Br .

The present disclosure can further include synthetic methods for incorporating radio-isotopes into compounds of the disclosure. Synthetic methods for incorporating radio-isotopes into organic compounds are well known in the art, and an ordinary skill in the art will readily recognize the methods applicable for the compounds of disclosure.

A labeled compound of the disclosure can be used in a screening assay to identify/evaluate compounds. For example, a newly synthesized or identified compound (*i.e.*, test compound) which is labeled can be evaluated for its ability to bind activate CDK2 by monitoring its concentration variation when contacting with CDK2, through tracking of the labeling. For example, a test compound (labeled) can be evaluated for its ability to reduce binding of another compound which is known to inhibit CDK2 (*i.e.*, standard compound). Accordingly, the ability of a test compound to compete with the standard compound for binding to CDK2 directly correlates to its binding affinity. Conversely, in some other screening assays, the standard compound is labeled and test compounds are unlabeled. Accordingly, the concentration of the labeled standard compound is monitored in order to evaluate the competition between the standard compound and the test compound, and the relative binding affinity of the test compound is thus ascertained.

Kits

The present disclosure also includes pharmaceutical kits useful, for example, in the treatment or prevention of CDK2-associated diseases or disorders (such as, *e.g.*, cancer, an inflammatory disease, a cardiovascular disease, or a neurodegenerative disease) which include one or more containers containing a pharmaceutical composition comprising a therapeutically effective amount of a compound of the disclosure. Such kits can further include, if desired, one or more of various conventional pharmaceutical kit components, such as, for example, containers with one or more pharmaceutically acceptable carriers, additional containers, etc., as will be readily apparent to those skilled in the art. Instructions, either as inserts or as labels, indicating quantities of the components to be administered, guidelines for

administration, and/or guidelines for mixing the components, can also be included in the kit.

The invention will be described in greater detail by way of specific examples. The following examples are offered for illustrative purposes, and are not intended to
5 limit the invention in any manner. Those of skill in the art will readily recognize a variety of non-critical parameters which can be changed or modified to yield essentially the same results.

EXAMPLES

10 Experimental procedures for compounds of the invention are provided below. Preparatory LC-MS purifications of some of the compounds prepared were performed on Waters mass directed fractionation systems. The basic equipment setup, protocols, and control software for the operation of these systems have been described in detail in the literature. See e.g. "Two-Pump At Column Dilution Configuration for
15 Preparative LC-MS", K. Blom, *J. Combi. Chem.*, 4, 295 (2002); "Optimizing Preparative LC-MS Configurations and Methods for Parallel Synthesis Purification", K. Blom, R. Sparks, J. Doughty, G. Everlof, T. Haque, A. Combs, *J. Combi. Chem.*, 5, 670 (2003); and "Preparative LC-MS Purification: Improved Compound Specific Method Optimization", K. Blom, B. Glass, R. Sparks, A. Combs, *J. Combi. Chem.*, 6,
20 874-883 (2004). The separated compounds were typically subjected to analytical liquid chromatography mass spectrometry (LCMS) for purity check under the following conditions: Instrument; Agilent 1100 series, LC/MSD, Column: Waters Sunfire™ C₁₈ 5 μm particle size, 2.1 x 5.0 mm, Buffers: mobile phase A: 0.025% TFA in water and mobile phase B: acetonitrile; gradient 2% to 80% of B in 3 minutes
25 with flow rate 2.0 mL/minute.

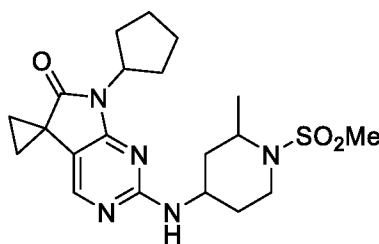
Some of the compounds prepared were also separated on a preparative scale by reverse-phase high performance liquid chromatography (RP-HPLC) with MS detector or flash chromatography (silica gel) as indicated in the Examples. Typical preparative reverse-phase high performance liquid chromatography (RP-HPLC)
30 column conditions are as follows:

pH = 2 purifications: Waters Sunfire™ C₁₈ 5 μm particle size, 19 x 100 mm column, eluting with mobile phase A: 0.1% TFA (trifluoroacetic acid) in water and mobile phase B: acetonitrile; the flow rate was 30 mL/minute, the separating gradient was optimized for each compound using the Compound Specific Method

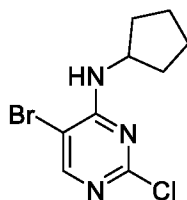
Optimization protocol as described in the literature (see "Preparative LCMS Purification: Improved Compound Specific Method Optimization", K. Blom, B. Glass, R. Sparks, A. Combs, *J. Comb. Chem.*, **6**, 874-883 (2004)). Typically, the flow rate used with the 30 x 100 mm column was 60 mL/minute.

5 pH = 10 purifications: Waters XBridge C₁₈ 5 μm particle size, 19 x 100 mm column, eluting with mobile phase A: 0.15% NH₄OH in water and mobile phase B: acetonitrile; the flow rate was 30 mL/minute, the separating gradient was optimized for each compound using the Compound Specific Method Optimization protocol as described in the literature (See "Preparative LCMS Purification: Improved Compound
10 Specific Method Optimization", K. Blom, B. Glass, R. Sparks, A. Combs, *J. Comb. Chem.*, **6**, 874-883 (2004)). Typically, the flow rate used with 30 x 100 mm column was 60 mL/minute.

**Example 1. 7'-Cyclopentyl-2'-((2-methyl-1-(methylsulfonyl)piperidin-4-
15 yl)amino)spiro[cyclopropane-1,5'-pyrrolo[2,3-*d*]pyrimidin]-6'(7'*H*)-one**

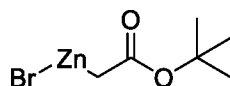


Step 1. 5-bromo-2-chloro-N-cyclopentylpyrimidin-4-amine



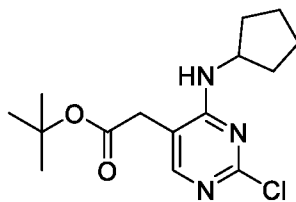
To a solution of 5-bromo-2,4-dichloropyrimidine (20 g, 88 mmol) and Hunig's
20 base (22.99 mL, 132 mmol) in THF (219 mL) was added cyclopentanamine (9.56 mL, 97 mmol) and the reaction mixture stirred at r.t. overnight, then quenched with water and extracted with ethyl acetate. The organic layer was washed with water and brine, dried over sodium sulfate and concentrated. The residue was purified by Biotage
Isolera™ (0-40% ethyl acetate in hexanes) to provide the desired product as a yellow
25 solid (21.1 g, 87%). LCMS calculated for C₉H₁₂BrClN₃ (M+H)⁺: m/z = 276.0/278.0; Found: 276.0/278.0.

Step 2. (2-(*tert*-butoxy)-2-oxoethyl)zinc(II) bromide



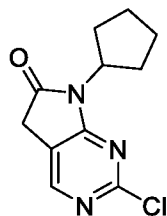
Zinc was activated by washing zinc dust in 2% HCl for 1 hr, then decanting. To the solid was added water and the supernatant decanted three times. The solid was then collected by filtration, washed with water, ethanol, acetone and ether, then dried
 5 in the oven for 15 mins. To a portion of thus prepared zinc (4.87 g, 74.4 mmol) were added THF (65 mL) and TMS-Cl (0.865 mL, 6.77 mmol). The reaction mixture was stirred at r.t for 1 hr then the *tert*-butyl 2-bromoacetate (10.00 mL, 67.7 mmol) was added dropwise. Addition was complete over ~15 mins. The mixture was then heated
 10 to 50 °C for 1 hr at which point most of the zinc metal had dissolved. The mixture was cooled to r.t and used as a ~ 0.9 M solution in subsequent steps.

Step 3. *tert*-butyl 2-(2-chloro-4-(cyclopentylamino)pyrimidin-5-yl)acetate



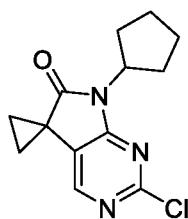
To a mixture of 5-bromo-2-chloro-*N*-cyclopentylpyrimidin-4-amine (10 g, 36.2 mmol), Pd₂(dba)₃ (0.993 g, 1.085 mmol) and 1,2,3,4,5-Pentaphenyl-1'-(di-*t*-butylphosphino)ferrocene (QPhos, 0.771 g, 1.085 mmol) was added (2-(*tert*-butoxy)-2-oxoethyl)zinc(II) bromide (48.2 mL, 43.4 mmol) as a 0.9 M solution in THF, freshly prepared, and dioxane (72 mL). The mixture was evacuated, back filled with
 15 nitrogen, then stirred at r.t for 1 hr. The reaction was quenched with 1N HCl and extracted with ethyl acetate. The organic layer was washed with water and brine and concentrated. The crude product was purified by Biotage Isolera™ (0-50% ethyl acetate in hexanes) to provide the desired product as a pink solid (7.6g, 67%). LCMS calculated for C₁₅H₂₃ClN₃O₂ (M+H)⁺: m/z = 312.2; Found: 312.2.
 20

Step 4. 2-chloro-7-cyclopentyl-5,7-dihydro-6H-pyrrolo[2,3-d]pyrimidin-6-one



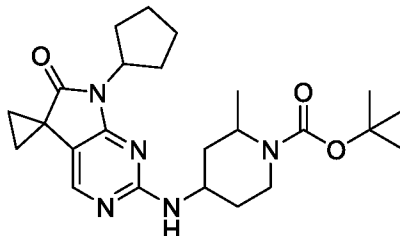
To a solution of *tert*-butyl 2-(2-chloro-4-(cyclopentylamino)pyrimidin-5-yl)acetate (2.41 g, 7.73 mmol) in THF (25.8 mL) was added sodium hydride (60% in mineral oil, 0.618 g, 15.46 mmol) and the reaction mixture was heated to 60 °C for 1 hr, then cooled to r.t. and quenched with 1 N HCl. The mixture was extracted with ethyl acetate and the organic layer washed with water and brine, dried over sodium sulfate and concentrated. The crude product was purified by Biotage Isolera™ (0-100% ethyl acetate in hexanes) to provide the desired product as a green solid (1.46g, 79%). LCMS calculated for C₁₁H₁₃ClN₃O (M+H)⁺: m/z = 238.2; Found: 238.2.

Step 5. 2'-chloro-7'-cyclopentylspiro[cyclopropane-1,5'-pyrrolo[2,3-d]pyrimidin]-6'(7'H)-one



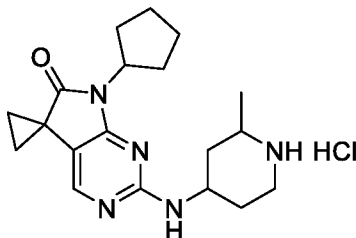
To a suspension of sodium hydride (60% in mineral oil, 0.981 g, 24.54 mmol) in THF(20 mL)/HMPA (2 mL, 11.50 mmol) was added a solution of 2-chloro-7-cyclopentyl-5,7-dihydro-6H-pyrrolo[2,3-d]pyrimidin-6-one (1.458 g, 6.13 mmol) in THF (2.5 mL) dropwise and the reaction mixture was stirred at r.t. for 10 mins. 1,2-dibromoethane (1.057 mL, 12.27 mmol) was added and the reaction mixture was heated to 50 °C for 1 hr, then quenched with 1N HCl and extracted with ethyl acetate. The organic layer was washed with water and brine, dried over sodium sulfate and concentrated. The crude product was purified by Biotage Isolera™ (15-100% ethyl acetate in hexanes) to provide the desired product as an off-green solid (1.1g, 68%). LCMS calculated for C₁₃H₁₅ClN₃O (M+H)⁺: m/z = 264.2; Found: 264.2.

Step 6. *tert*-Butyl 4-((7'-cyclopentyl-6'-oxo-6',7'-dihydrospiro[cyclopropane-1,5'-pyrrolo[2,3-*d*]pyrimidin]-2'-yl)amino)-2-methylpiperidine-1-carboxylate



A vial of 2'-chloro-7'-cyclopentylspiro[cyclopropane-1,5'-pyrrolo[2,3-
 5 *d*]pyrimidin]-6'(7*H*)-one (0.04 g, 0.152 mmol), *tert*-butyl 4-amino-2-
 methylpiperidine-1-carboxylate (0.098 g, 0.455 mmol), RuPhos Pd G2 (0.012 g,
 0.015 mmol), and cesium carbonate (0.148 g, 0.455 mmol) was evacuated and back
 filled with nitrogen. 1,4-dioxane (1.996 mL) was added, and then the solution was
 stirred at 100 °C for 48 hr. The mixture was cooled, concentrated under reduced
 10 pressure, and purified by Teledyne ISCO CombiFlash[®] Rf+ (0-100% ethyl acetate in
 hexanes) to provide the desired product as a red oil. LCMS calculated for C₂₄H₃₆N₅O₃
 (M+H)⁺: m/z = 442.3; Found: 442.3.

Step 7. 7'-Cyclopentyl-2'-((2-methylpiperidin-4-yl)amino)spiro[cyclopropane-1,5'-
 15 pyrrolo[2,3-*d*]pyrimidin]-6'(7*H*)-one hydrochloride

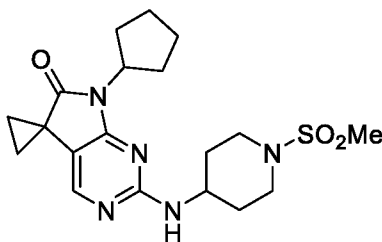


A solution of *tert*-butyl 4-((7'-cyclopentyl-6'-oxo-6',7'-
 dihydrospiro[cyclopropane-1,5'-pyrrolo[2,3-*d*]pyrimidin]-2'-yl)amino)-2-
 methylpiperidine-1-carboxylate (0.0163 g, 0.037 mmol) and 4M HCl in dioxane
 20 (0.157 mL, 0.628 mmol) in anhydrous methanol (0.159 mL) was stirred at room
 temperature for 1 hr. The solution was then concentrated under reduced pressure.
 Toluene was added and the solution was concentrated under reduced pressure to yield
 the desired product as an orange oil. LCMS calculated for C₁₉H₂₈N₅O (M+H)⁺: m/z =
 342.2; Found: 342.2.

Step 8. 7'-Cyclopentyl-2'-((2-methyl-1-(methylsulfonyl)piperidin-4-yl)amino)spiro[cyclopropane-1,5'-pyrrolo[2,3-d]pyrimidin]-6'(7'H)-one

Methanesulfonyl chloride (6.06 μ l, 0.078 mmol) was added dropwise to a solution of 7'-cyclopentyl-2'-((2-methylpiperidin-4-yl)amino)spiro[cyclopropane-1,5'-pyrrolo[2,3-d]pyrimidin]-6'(7'H)-one (0.022 g, 0.065 mmol) and Et₃N (10.84 μ l, 0.078 mmol) in anhydrous CH₂Cl₂ (1.866 mL) at 0 °C. The solution was allowed to warm gradually to room temperature overnight. Then, the solution was diluted with MeOH and CH₃CN and purified by prep-LCMS (XBridge C18 column, eluting with a gradient of acetonitrile/water containing 0.1% TFA, at flow rate of 60 mL/min) to provide the desired product as a white solid. LCMS calculated for C₂₀H₃₀N₅O₃S (M+H)⁺: m/z = 420.2; Found: 420.5.

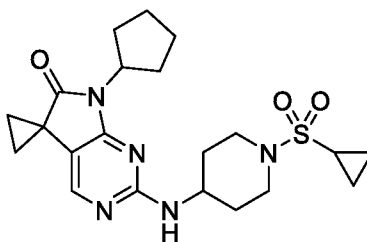
Example 2. 7'-Cyclopentyl-2'-((1-(methylsulfonyl)piperidin-4-yl)amino)spiro[cyclopropane-1,5'-pyrrolo[2,3-d]pyrimidin]-6'(7'H)-one



15

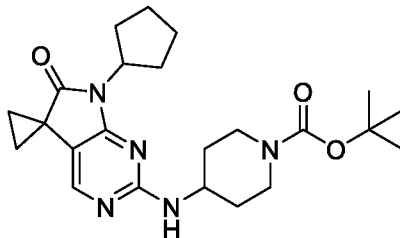
This compound was prepared in a similar fashion to Example 1, step 5 using 1-(methylsulfonyl)piperidin-4-amine as the amine coupling partner. LCMS calculated for C₁₉H₂₈N₅O₃S (M+H)⁺: m/z = 406.2; Found: 406.2.

Example 3. 7'-Cyclopentyl-2'-((1-(cyclopropylsulfonyl)piperidin-4-yl)amino)spiro[cyclopropane-1,5'-pyrrolo[2,3-d]pyrimidin]-6'(7'H)-one



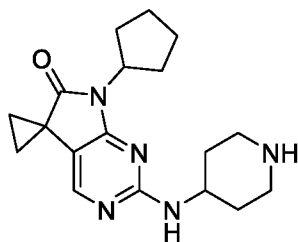
20

Step 1. *tert*-Butyl 4-((7'-cyclopentyl-6'-oxo-6',7'-dihydrospiro[cyclopropane-1,5'-pyrrolo[2,3-*d*]pyrimidin]-2'-yl)amino)piperidine-1-carboxylate



This compound was prepared in a similar manner to Example 1, step 5, using
 5 *tert*-butyl 4-aminopiperidine-1-carboxylate as the amine coupling partner. LCMS
 calculated for $C_{23}H_{34}N_5O_3$ (M+H)⁺: $m/z = 428.3$; Found: 428.3.

Step 2. 7'-Cyclopentyl-2'-(piperidin-4-ylamino)spiro[cyclopropane-1,5'-pyrrolo[2,3-*d*]pyrimidin]-6'(7H)-one



10

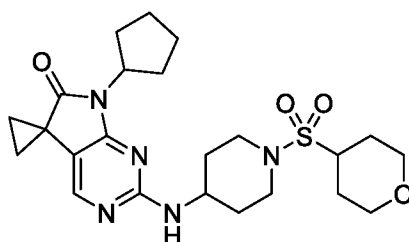
A solution of *tert*-butyl 4-((7'-cyclopentyl-6'-oxo-6',7'-
 dihydrospiro[cyclopropane-1,5'-pyrrolo[2,3-*d*]pyrimidin]-2'-yl)amino)piperidine-1-
 carboxylate (0.0599 g, 0.140 mmol) in 1:1 TFA (0.05 mL)/CH₂Cl₂ (0.050 mL) was
 stirred at room temperature for one hour. Then, the reaction was quenched with sat.
 15 NaHCO₃ and extracted into CH₂Cl₂ (2x). The organic layer was washed with brine,
 and the solution was concentrated under reduced pressure to yield the desired product
 as a brown solid, which was used without further purification. LCMS calculated for
 $C_{18}H_{26}N_5O$ (M+H)⁺: $m/z = 328.2$; Found: 328.4.

20 Step 3. 7'-Cyclopentyl-2'-((1-(cyclopropylsulfonyl)piperidin-4-
 yl)amino)spiro[cyclopropane-1,5'-pyrrolo[2,3-*d*]pyrimidin]-6'(7H)-one

A solution of 7'-cyclopentyl-2'-(piperidin-4-ylamino)spiro[cyclopropane-1,5'-
 pyrrolo[2,3-*d*]pyrimidin]-6'(7H)-one (0.0115 g, 0.035 mmol), cyclopropanesulfonyl
 chloride (7.16 μ l, 0.070 mmol), and Hunig's base (0.015 mL, 0.088 mmol) in
 25 anhydrous THF (0.702 mL) was stirred at room temperature overnight. Then, the
 solution was diluted with CH₃CN and purified by prep-LCMS (XBridge C18 column,

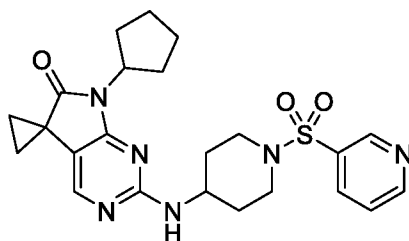
eluting with a gradient of acetonitrile/water containing 0.1% TFA, at flow rate of 60 mL/min) to provide the desired product as a white solid. LCMS calculated for $C_{21}H_{30}N_5O_3S$ ($M+H$)⁺: $m/z = 432.2$; Found: 432.2.

5 **Example 4. 7'-Cyclopentyl-2'-((1-((tetrahydro-2*H*-pyran-4-yl)sulfonyl)piperidin-4-yl)amino)spiro[cyclopropane-1,5'-pyrrolo[2,3-*d*]pyrimidin]-6'(7'*H*)-one**



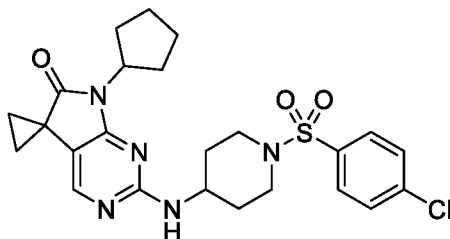
This compound was prepared in a similar fashion to Example 3, step 3 using tetrahydro-2*H*-pyran-4-sulfonyl chloride as the sulfonyl chloride. LCMS calculated
10 for $C_{23}H_{34}N_5O_4S$ ($M+H$)⁺: $m/z = 476.2$; Found: 476.2.

Example 5. 7'-Cyclopentyl-2'-((1-(pyridin-3-ylsulfonyl)piperidin-4-yl)amino)spiro[cyclopropane-1,5'-pyrrolo[2,3-*d*]pyrimidin]-6'(7'*H*)-one



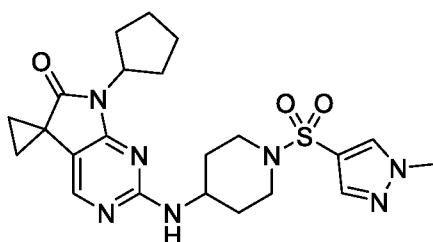
15 This compound was prepared in a similar fashion to Example 3, step 3 using pyridine-3-sulfonyl chloride hydrochloride as the sulfonyl chloride. LCMS calculated for $C_{23}H_{29}N_6O_3S$ ($M+H$)⁺: $m/z = 469.2$; Found: 469.2.

20 **Example 6. 2'-((1-((4-Chlorophenyl)sulfonyl)piperidin-4-yl)amino)-7'-cyclopentylspiro[cyclopropane-1,5'-pyrrolo[2,3-*d*]pyrimidin]-6'(7'*H*)-one**



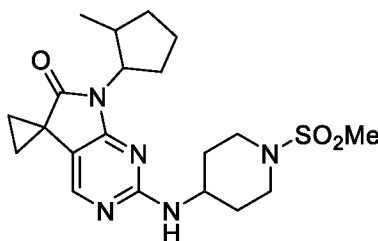
This compound was prepared in a similar fashion to Example 3, step 3 using 4-chlorobenzenesulfonyl chloride as the sulfonyl chloride. LCMS calculated for $C_{24}H_{29}ClN_5O_3S$ (M+H)⁺: m/z = 502.2; Found: 502.2.

5 **Example 7. 7'-(Cyclopentyl)-2'-((1-((1-methyl-1*H*-pyrazol-4-yl)sulfonyl)piperidin-4-yl)amino)spiro[cyclopropane-1,5'-pyrrolo[2,3-*d*]pyrimidin]-6'(7'*H*)-one**

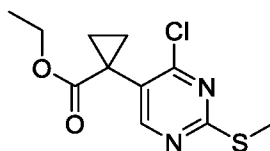


This compound was prepared in a similar fashion to Example 3, step 3 using 1-methyl-1*H*-pyrazole-4-sulfonyl chloride as the sulfonyl chloride. LCMS calculated for $C_{22}H_{30}N_7O_3S$ (M+H)⁺: m/z = 472.2; Found: 472.4.

10 **Example 8. 7'-(2-Methylcyclopentyl)-2'-((1-(methylsulfonyl)piperidin-4-yl)amino)spiro[cyclopropane-1,5'-pyrrolo[2,3-*d*]pyrimidin]-6'(7'*H*)-one**



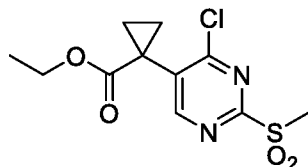
15 *Step 1. ethyl 1-(4-chloro-2-(methylthio)pyrimidin-5-yl)cyclopropane-1-carboxylate*



To a suspension of sodium hydride (2.006 g, 50.2 mmol) in DMF (60 mL) at 0 °C was added a solution of 1,2-dibromoethane (2.59 mL, 30.1 mmol) and ethyl 2-(4-chloro-2-(methylthio)pyrimidin-5-yl)acetate (4.95 g, 20.06 mmol) in DMF (40 mL) dropwise. The reaction mixture was warmed up to r.t. and stirred for 30 mins, then quenched with sat. ammonium chloride and extracted with ethyl acetate. The organic layer was washed with water and brine, dried over sodium sulfate and concentrated. The crude product was purified by Biotage Isolera™ (0-50% ethyl acetate in hexanes)

to provide the desired product as a yellow oil (3.2 g, 59%). LCMS calculated for $C_{11}H_{14}ClN_2O_2S$ (M+H)⁺: m/z = 273.1; Found: 273.1.

5 *Step 2. ethyl 1-(4-chloro-2-(methylsulfonyl)pyrimidin-5-yl)cyclopropane-1-carboxylate*

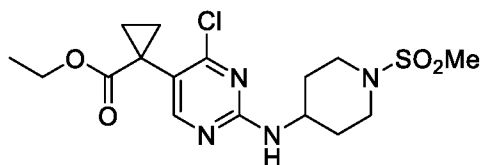


To a solution of ethyl 1-(4-chloro-2-(methylthio)pyrimidin-5-yl)cyclopropane-1-carboxylate (3.1 g, 11.37 mmol) in DCM (60 mL) was added *m*-CPBA (5.88 g, 34.1 mmol) and the reaction mixture was stirred at r.t. for 3 hr, then quenched with sat.

10 sodium bicarbonate and extracted with DCM. The organic layer was washed with sat. sodium bicarbonate and brine, dried over sodium sulfate and concentrated. The crude product was purified by Biotage Isolera™ (0-100% ethyl acetate in hexanes) to provide the desired product as a white solid. LCMS calculated for $C_{11}H_{14}ClN_2O_4S$ (M+H)⁺: m/z = 305.1; Found: 305.1.

15

Step 3. ethyl 1-(4-chloro-2-((1-(methylsulfonyl)piperidin-4-yl)amino)pyrimidin-5-yl)cyclopropane-1-carboxylate



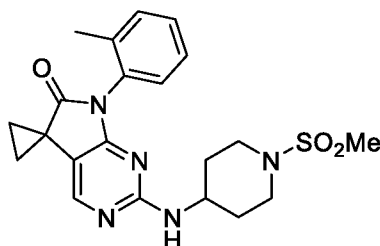
To a suspension of 1-(methylsulfonyl)piperidin-4-amine (2.226 g, 12.49 mmol) in THF (56.8 mL) at 0 °C was added isopropylmagnesium chloride lithium chloride complex (10.48 mL, 13.62 mmol) and the reaction mixture was stirred at 0 °C for 30 mins. Then a solution of ethyl 1-(4-chloro-2-(methylsulfonyl)pyrimidin-5-yl)cyclopropane-1-carboxylate (3.46 g, 11.35 mmol) in THF was added dropwise and the reaction mixture was warmed to r.t, stirred 10 mins, then heated to 55 °C for 1 hr.

25 The reaction was quenched with sat. ammonium chloride and extracted with ethyl acetate. The organic layer was washed with water and brine, dried over sodium sulfate and concentrated. The crude product was purified by Biotage Isolera™ (15-100% ethyl acetate in hexanes) to provide the desired product as a white solid. LCMS calculated for $C_{16}H_{24}ClN_4O_4S$ (M+H)⁺: m/z = 403.2; Found:403.2

Step 4. 7'-(2-methylcyclopentyl)-2'-((1-(methylsulfonyl)piperidin-4-yl)amino)spiro[cyclopropane-1,5'-pyrrolo[2,3-d]pyrimidin]-6'(7'H)-one

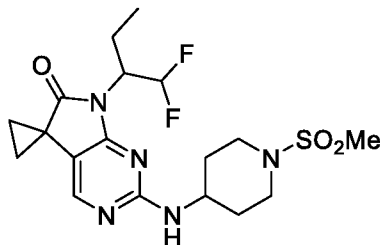
To a mixture of ethyl 1-(4-chloro-2-((1-(methylsulfonyl)piperidin-4-yl)amino)pyrimidin-5-yl)cyclopropane-1-carboxylate (20 mg, 0.050 mmol), 2-
 5 methylcyclopentylamine (10 mg, 0.99 mmol), RuPhos Pd G2 (3.86 mg, 4.96 μ mol) and cesium carbonate (48.5 mg, 0.149 mmol) was added 1,4-dioxane (496 μ L) and the reaction flask was evacuated, back filled with nitrogen, then stirred at 140 $^{\circ}$ C for 1.5 hr. The mixture was diluted with MeOH and purified with prep-LCMS (XBridge C18 column, eluting with a gradient of acetonitrile/water containing 0.1% TFA, at
 10 flow rate of 60 mL/min) to provide the desired product as a mixture of four diastereomers. LCMS calculated for $C_{20}H_{30}N_5O_3S$ (M+H) $^{+}$: m/z = 420.2; Found: 420.2.

**Example 9. 2'-((1-(Methylsulfonyl)piperidin-4-yl)amino)-7'-(o-
 15 tolyl)spiro[cyclopropane-1,5'-pyrrolo[2,3-d]pyrimidin]-6'(7'H)-one**



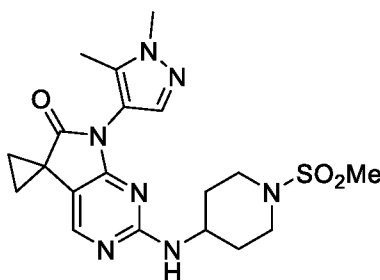
To a mixture of ethyl 1-(4-chloro-2-((1-(methylsulfonyl)piperidin-4-yl)amino)pyrimidin-5-yl)cyclopropane-1-carboxylate (Example 6, Step 2, 20 mg, 0.050 mmol), XantPhos Pd G2 (4.41 mg, 4.96 μ mol), *o*-toluidine (10.53 μ l, 0.099
 20 mmol) and cesium carbonate (81 mg, 0.248 mmol) was added 1,4-dioxane (165 μ L) and the reaction flask was evacuated, back filled with nitrogen, then stirred at 120 degrees overnight. The mixture was diluted with MeOH and purified with prep-LCMS (XBridge C18 column, eluting with a gradient of acetonitrile/water containing 0.1% TFA, at flow rate of 60 mL/min). LCMS calculated for $C_{21}H_{26}N_5O_3S$ (M+H) $^{+}$:
 25 m/z = 428.2; Found: 428.2.

Example 10. 7'-(1,1-difluorobutan-2-yl)-2'-((1-(methylsulfonyl)piperidin-4-yl)amino)spiro[cyclopropane-1,5'-pyrrolo[2,3-*d*]pyrimidin]-6'(7'*H*)-one



This compound was prepared in a similar manner to Example 8, using 1,1-difluorobutan-2-amine hydrochloride as the amine coupling partner. The product was isolated in racemic form. LCMS calculated for $C_{18}H_{26}F_2N_5O_3S$ ($M+H$)⁺: $m/z = 430.2$; Found: 430.2.

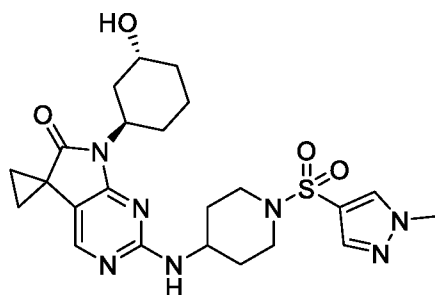
Example 11. 7'-(1,5-dimethyl-1*H*-pyrazol-4-yl)-2'-((1-(methylsulfonyl)piperidin-4-yl)amino)spiro[cyclopropane-1,5'-pyrrolo[2,3-*d*]pyrimidin]-6'(7'*H*)-one



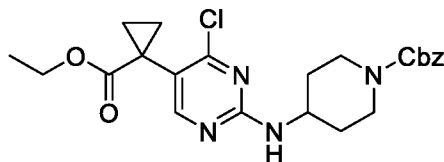
This compound was prepared in a similar manner to Example 9, using 1,5-dimethyl-1*H*-pyrazol-4-amine as the coupling partner. LCMS calculated for $C_{19}H_{26}N_7O_3S$ ($M+H$)⁺: $m/z = 432.2$; Found: 432.2.

15

Example 12. 7'-((1*R*,3*R*)-3-hydroxycyclohexyl)-2'-((1-((1-methyl-1*H*-pyrazol-4-yl)sulfonyl)piperidin-4-yl)amino)spiro[cyclopropane-1,5'-pyrrolo[2,3-*d*]pyrimidin]-6'(7'*H*)-one

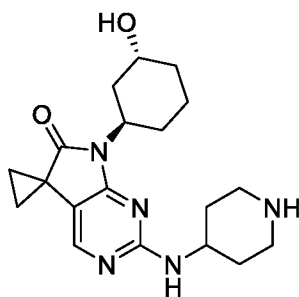


Step 1. benzyl 4-((4-chloro-5-(1-(ethoxycarbonyl)cyclopropyl)pyrimidin-2-yl)amino)piperidine-1-carboxylate



To a solution of ethyl 1-(4-chloro-2-(methylsulfonyl)pyrimidin-5-yl)cyclopropane-1-carboxylate (2.6 g, 8.53 mmol) and benzyl 4-formamidopiperidine-1-carboxylate (2.350 g, 8.96 mmol) in THF (28.4 mL) was added sodium hydride (0.512 g, 12.80 mmol, 60% in mineral oil) and the reaction mixture was stirred at 100 °C for 1 hr, then cooled to r.t. and quenched with sat. ammonium chloride. The mixture was diluted with water and ethyl acetate. The organic layer was washed with water and brine, dried over sodium sulfate and concentrated. The crude product was purified by Biotage™ (0-100% ethyl acetate in hexanes) to provide the desired product as an off white foam (2.65 g, 67%). LCMS calculated for C₂₃H₂₈ClN₄O₄ (M+H)⁺: m/z = 459.2; Found: 459.2.

Step 2. 7'-((1R,3R)-3-hydroxycyclohexyl)-2'-(piperidin-4-ylamino)spiro[cyclopropane-1,5'-pyrrolo[2,3-d]pyrimidin]-6'(7'H)-one



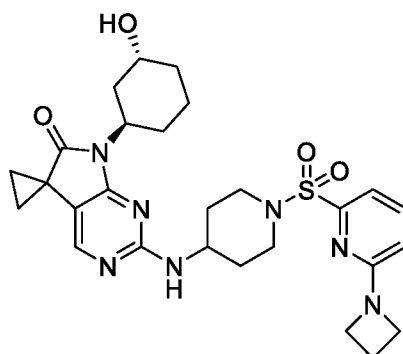
To a solution of benzyl 4-((4-chloro-5-(1-(ethoxycarbonyl)cyclopropyl)pyrimidin-2-yl)amino)piperidine-1-carboxylate (750 mg, 1.634 mmol) in trifluoroethanol (5.45 mL) in a microwave vial were added (1R,3R)-3-aminocyclohexan-1-ol (226 mg, 1.961 mmol) and TFA (151 µl, 1.961 mmol) and the reaction flask was sealed, then heated to 150 °C for 2 hr in the microwave. The mixture was cooled to r.t. and quenched with sat. sodium bicarbonate, then extracted with DCM. The organic layer was washed with water and brine, dried over sodium sulfate and concentrated. The crude product was dissolved in THF (5 mL) and sodium hydride (131 mg, 3.27 mmol, 60% in mineral oil) was added.

The reaction mixture was heated to 70 °C for 1 hr, then quenched with sat. ammonium chloride and extracted with ethyl acetate. The organic layer was washed with water and brine, dried over sodium sulfate and concentrated. The crude product was dissolved in MeOH (5 mL) and palladium on carbon (174 mg, 0.163 mmol) was added. The reaction flask was evacuated, back filled with hydrogen gas from a balloon, then stirred at r.t. overnight. The mixture was diluted with ethyl acetate and filtered through a plug of Celite. The filtrate was concentrated and the crude product was used in the next step without further purification (580 mg, 99%). LCMS calculated for C₁₉H₂₈N₅O₂ (M+H)⁺: m/z = 358.2; Found: 358.2.

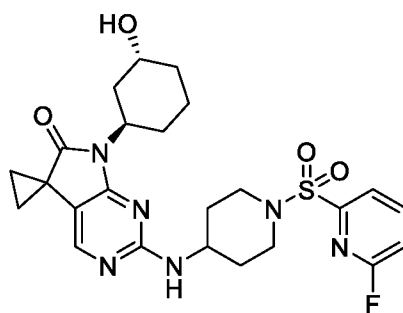
Step 3. 7'-((1R,3R)-3-hydroxycyclohexyl)-2'-((1-((1-methyl-1H-pyrazol-4-yl)sulfonyl)piperidin-4-yl)amino)spiro[cyclopropane-1,5'-pyrrolo[2,3-d]pyrimidin]-6'(7H)-one

To a solution of 7'-((1R,3R)-3-hydroxycyclohexyl)-2'-(piperidin-4-ylamino)spiro [cyclopropane-1,5'-pyrrolo[2,3-d]pyrimidin]-6'(7H)-one (396 mg, 1.108 mmol) in DCM (5.54 mL) were added Hunig's base (232 µl, 1.329 mmol) and 1-methyl-1H-pyrazole-4-sulfonyl chloride (200 mg, 1.108 mmol) and the reaction mixture was stirred at r.t. for 15 mins, then quenched with sat. sodium bicarbonate and extracted with DCM. The organic layer was washed with water and brine, dried over sodium sulfate and concentrated. The mixture was diluted with MeOH and purified with prep-LCMS (XBridge C18 column, eluting with a gradient of acetonitrile/water containing 0.1% TFA, at flow rate of 60 mL/min) to provide the desired product. LCMS calculated for C₂₃H₃₂N₇O₄S (M+H)⁺: m/z = 502.2; Found: 502.2. ¹H NMR (500 MHz, DMSO-*d*₆) δ 8.33 (s, 1H), 7.78 (s, 1H), 7.72 (s, 1H), 7.07 (d, *J* = 7.3 Hz, 1H), 4.62 (d, *J* = 13.3 Hz, 1H), 4.52 (d, *J* = 2.7 Hz, 1H), 4.07 (s, 1H), 3.92 (s, 3H), 3.66 (s, 1H), 3.47 (d, *J* = 11.6 Hz, 2H), 2.47 – 2.29 (m, 2H), 2.19 (q, *J* = 13.7, 12.6 Hz, 1H), 1.94 (d, *J* = 11.8 Hz, 2H), 1.78 – 1.67 (m, 1H), 1.67 – 1.48 (m, 6H), 1.42 (t, *J* = 3.7 Hz, 2H).

Example 13. 2'-((1-((6-(azetidin-1-yl)pyridin-2-yl)sulfonyl)piperidin-4-yl)amino)-7'-((1R,3R)-3-hydroxycyclohexyl)spiro[cyclopropane-1,5'-pyrrolo[2,3-d]pyrimidin]-6'(7'H)-one



- 5 *Step 1. 2'-((1-((6-fluoropyridin-2-yl)sulfonyl)piperidin-4-yl)amino)-7'-((1R,3R)-3-hydroxycyclohexyl)spiro[cyclopropane-1,5'-pyrrolo[2,3-d]pyrimidin]-6'(7'H)-one*



- To a solution of 7'-((1R,3R)-3-hydroxycyclohexyl)-2'-(piperidin-4-ylamino)spiro [cyclopropane-1,5'-pyrrolo[2,3-d]pyrimidin]-6'(7'H)-one (Example 12,
 10 Step 2, 15 mg, 0.042 mmol) in THF (0.210 mL) were added 6-fluoropyridine-2-sulfonyl chloride (41.1 μ l, 0.042 mmol) and Hunig's base (21.99 μ l, 0.126 mmol) and the reaction mixture was stirred at r.t. for 30 mins, then quenched with water and extracted with DCM. The organic layer was washed with water and brine, dried over sodium sulfate and concentrated. The crude product was used in the next step without
 15 further purification. LCMS calculated for $C_{24}H_{30}FN_6O_4S$ ($M+H$)⁺: $m/z = 517.2$;
 Found: 517.2.

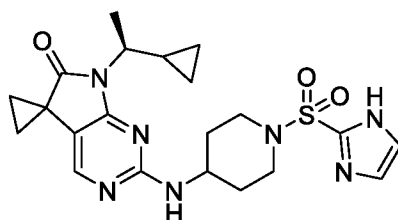
- Step 2. 2'-((1-((6-(azetidin-1-yl)pyridin-2-yl)sulfonyl)piperidin-4-yl)amino)-7'-((1R,3R)-3-hydroxycyclohexyl)spiro[cyclopropane-1,5'-pyrrolo[2,3-d]pyrimidin]-6'(7'H)-one*
 20

To a solution of 2'-((1-((6-fluoropyridin-2-yl)sulfonyl)piperidin-4-yl)amino)-7'-((1R,3R)-3-hydroxycyclohexyl)spiro[cyclopropane-1,5'-pyrrolo[2,3-d]pyrimidin]-6'(7'H)-one (15 mg, 0.029 mmol) in 1,4-Dioxane (0.290 mL) were added azetidine

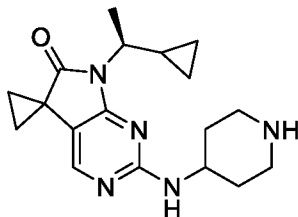
(4.97 mg, 0.087 mmol) and Hunig's base (15.21 μ l, 0.087 mmol) and the reaction mixture was heated to 90 $^{\circ}$ C overnight, then diluted with MeOH purified with prep-LCMS (XBridge C18 column, eluting with a gradient of acetonitrile/water containing 0.1% TFA, at flow rate of 60 mL/min) to provide the desired product. LCMS

5 calculated for $C_{27}H_{36}N_7O_4S$ (M+H) $^{+}$: m/z = 554.2; Found: 554.2.

Example 14. (S)-2'-((1-((1*H*-imidazol-2-yl)sulfonyl)piperidin-4-yl)amino)-7'-(1-cyclopropylethyl)spiro[cyclopropane-1,5'-pyrrolo[2,3-*d*]pyrimidin]-6'(7'*H*)-one



10 *Step 1. (S)-7'-(1-cyclopropylethyl)-2'-(piperidin-4-ylamino)spiro[cyclopropane-1,5'-pyrrolo[2,3-*d*]pyrimidin]-6'(7'*H*)-one*



This compound was prepared in a similar manner to Example 12, Step 2, using (*S*)-1-cyclopropylethan-1-amine as the amine coupling partner. LCMS calculated for

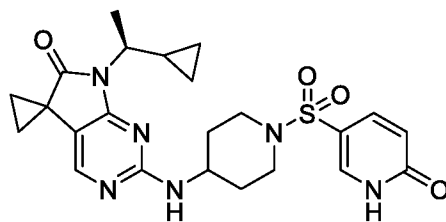
15 $C_{18}H_{26}N_5O$ (M+H) $^{+}$: m/z = 328.2; Found: 328.2.

*Step 2. (S)-2'-((1-((1*H*-imidazol-2-yl)sulfonyl)piperidin-4-yl)amino)-7'-(1-cyclopropylethyl)spiro [cyclopropane-1,5'-pyrrolo[2,3-*d*]pyrimidin]-6'(7'*H*)-one*

To a solution of (*S*)-7'-(1-cyclopropylethyl)-2'-(piperidin-4-ylamino)spiro[cyclopropane-1,5'-pyrrolo[2,3-*d*]pyrimidin]-6'(7'*H*)-one (10 mg, 0.031 mmol) in DCM (0.305 mL) was added Hunig's base (16.00 μ l, 0.092 mmol) and 1*H*-imidazole-2-sulfonyl chloride (7.63 mg, 0.046 mmol) and the reaction mixture stirred at r.t. for 30 mins, then quenched with MeOH and purified with prep-LCMS (XBridge C18 column, eluting with a gradient of acetonitrile/water containing 0.1% TFA, at

25 flow rate of 60 mL/min) to provide the desired product. LCMS calculated for $C_{21}H_{28}N_7O_3S$ (M+H) $^{+}$: m/z = 458.2; Found: 458.2.

Example 15. (*S*)-7'-(1-cyclopropylethyl)-2'-((1-((6-oxo-1,6-dihydropyridin-3-yl)sulfonyl) piperidin-4-yl)amino)spiro[cyclopropane-1,5'-pyrrolo[2,3-*d*]pyrimidin]-6'(7'*H*)-one

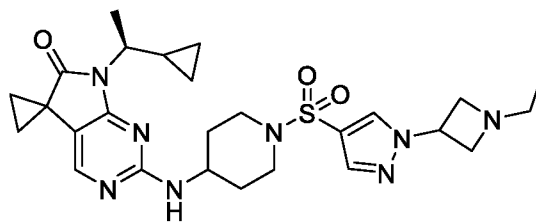


5 To a solution of (*S*)-7'-(1-cyclopropylethyl)-2'-(piperidin-4-ylamino)spiro[cyclopropane-1,5'-pyrrolo[2,3-*d*]pyrimidin]-6'(7'*H*)-one (20 mg, 0.061 mmol) in DCM (0.611 mL) was added Hunig's base (21.34 μ L, 0.122 mmol) and 6-methoxypyridine-3-sulfonyl chloride (12.68 mg, 0.061 mmol) and the reaction mixture was stirred at r.t. for 15 mins, then quenched with water and extracted with

10 DCM. The organic layer was concentrated, then dissolved in acetonitrile and sodium iodide (36.6 mg, 0.244 mmol) and TMS-Cl (31.2 μ L, 0.244 mmol) were added. The reaction mixture was stirred at 60 $^{\circ}$ C for 1 hr, then quenched with water and extracted with ethyl acetate. The organic layer was washed with water and brine, dried over sodium sulfate and concentrated. The crude product was dissolved in MeOH and

15 purified with prep-LCMS (XBridge C18 column, eluting with a gradient of acetonitrile/water containing 0.1% TFA, at flow rate of 60 mL/min) to provide the desired product. LCMS calculated for $C_{23}H_{29}N_6O_4S$ ($M+H$) $^{+}$: $m/z = 485.2$; Found: 485.2.

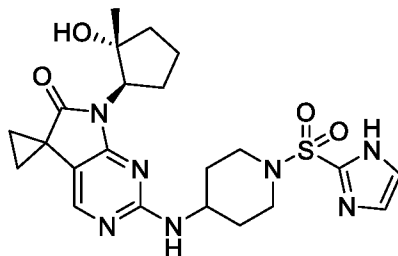
Example 16. (*S*)-7'-(1-cyclopropylethyl)-2'-((1-((1-(1-ethylazetidin-3-yl)-1*H*-pyrazol-4-yl)sulfonyl)piperidin-4-yl)amino)spiro[cyclopropane-1,5'-pyrrolo[2,3-*d*]pyrimidin]-6'(7'*H*)-one



25 To a solution of (*S*)-7'-(1-cyclopropylethyl)-2'-(piperidin-4-ylamino)spiro[cyclopropane-1,5'-pyrrolo[2,3-*d*]pyrimidin]-6'(7'*H*)-one (30 mg, 0.092 mmol) in DCM (0.916 mL) was added Hunig's base (32.0 μ L, 0.183 mmol) and 1*H*-pyrazole-4-sulfonyl chloride (15.26 mg, 0.092 mmol) and the reaction mixture was

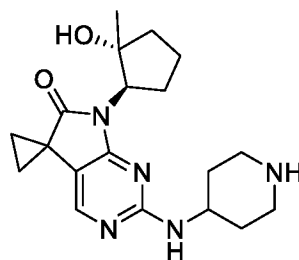
stirred at r.t. for 15 mins, then quenched with water and extracted with DCM. The organic layer was concentrated, then dissolved in acetonitrile and *tert*-butyl 3-((methylsulfonyl)oxy)azetidine-1-carboxylate (69.1 mg, 0.275 mmol) and cesium carbonate (90 mg, 0.275 mmol) were added. The reaction mixture was stirred at 100 °C overnight, then quenched with 4N HCl in dioxane (1 mL) and stirred at r.t. for 30 mins. The mixture was washed with ethyl acetate and the organic layer was discarded. Solid sodium bicarbonate was added until the solution became basic, then the mixture was extracted with DCM. The organic layer was dried over sodium sulfate and concentrated. The crude product was dissolved in DCE (1 mL) and acetic acid (15.74 μl, 0.275 mmol), sodium triacetoxyborohydride (58.3 mg, 0.275 mmol) and acetaldehyde (7 μl, 0.275 mmol) were added. The reaction mixture was stirred at r.t. for 30 mins, then diluted with MeOH and purified with prep-LCMS (XBridge C18 column, eluting with a gradient of acetonitrile/water containing 0.1% TFA, at flow rate of 60 mL/min) to provide the desired product. LCMS calculated for C₂₆H₃₇N₈O₃S (M+H)⁺: m/z = 541.2; Found: 541.2.

Example 17. 2'-((1-((1*H*-imidazol-2-yl)sulfonyl)piperidin-4-yl)amino)-7'-((*trans*)-2-hydroxy-2-methylcyclopentyl)spiro[cyclopropane-1,5'-pyrrolo[2,3-d]pyrimidin]-6'(7'*H*)-one



20

*Step 1. 7'-((*trans*)-2-hydroxy-2-methylcyclopentyl)-2'-(piperidin-4-ylamino)spiro[cyclopropane-1,5'-pyrrolo[2,3-d]pyrimidin]-6'(7'*H*)-one*

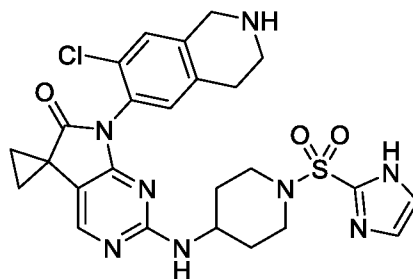


This compound was prepared in a similar manner to Example 12, Step 2, using (*trans*)-2-amino-1-methylcyclopentan-1-ol as the amine coupling partner. LCMS calculated for C₁₉H₂₈N₅O₂ (M+H)⁺: m/z = 358.2; Found: 358.2.

5 *Step 2. 2'-((1-((1H-imidazol-2-yl)sulfonyl)piperidin-4-yl)amino)-7'-((trans)-2-hydroxy-2-methylcyclopentyl)spiro[cyclopropane-1,5'-pyrrolo[2,3-d]pyrimidin]-6'(7'H)-one*

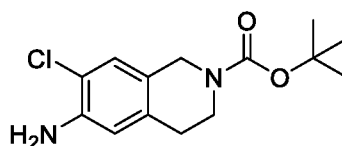
To a solution of 7'-((*trans*)-2-hydroxy-2-methylcyclopentyl)-2'-(piperidin-4-ylamino)spiro[cyclopropane-1,5'-pyrrolo[2,3-*d*]pyrimidin]-6'(7'*H*)-one, HCl (12 mg, 0.030 mmol) in DCM (0.609 mL) were added Hunig's base (5.32 μl, 0.030 mmol) and 1*H*-imidazole-2-sulfonyl chloride (6.05 mg, 0.034 mmol) and the reaction mixture was stirred at r.t. for 10 mins, then diluted with MeOH and purified with prep-LCMS (XBridge C18 column, eluting with a gradient of acetonitrile/water containing 0.1% TFA, at flow rate of 60 mL/min) to provide the desired product. LCMS calculated for 15 C₂₂H₃₀N₇O₄S (M+H)⁺: m/z = 488.2; Found: 488.2.

Example 18. 2'-((1-((1*H*-imidazol-2-yl)sulfonyl)piperidin-4-yl)amino)-7'-(7-chloro-1,2,3,4-tetrahydroisoquinolin-6-yl)spiro[cyclopropane-1,5'-pyrrolo[2,3-*d*]pyrimidin]-6'(7'*H*)-one



20

Step 1. tert-butyl 6-amino-7-chloro-3,4-dihydroisoquinoline-2(1H)-carboxylate



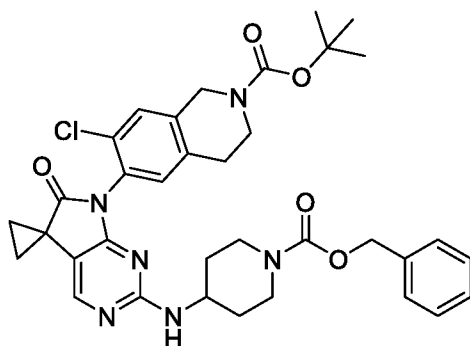
25

A solution of *tert*-butyl 7-chloro-6-amino-3,4-dihydroisoquinoline-2(1*H*)-carboxylate (0.136 g, 0.434 mmol), iron (0.097 g, 1.736 mmol), and ammonium chloride (0.139 g, 2.60 mmol) in THF (0.723 mL)/methanol (0.723 mL)/water (0.723 mL) was stirred at 60 °C for 4 hr. Then, the solution was filtered through Celite and rinsed with ethyl acetate and methanol. The filtrate was washed with water and brine,

dried over sodium sulfate, and concentrated under reduced pressure. The crude product was purified by Teledyne ISCO CombiFlash™ RF+ (0-100% ethyl acetate in hexanes) to provide the desired product as a brown solid (0.0762 g, 0.269 mmol, 62%). LCMS calculated for C₁₄H₂₀ClN₂O₂ (M+H)⁺: m/z = 283.1; Found: 283.3.

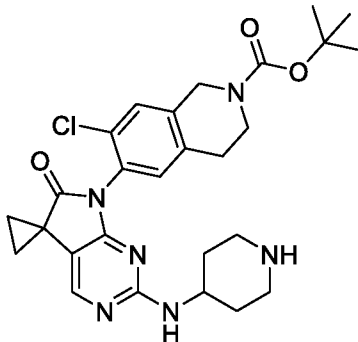
5

Step 2. tert-butyl 6-(2'-((1-((benzyloxy)carbonyl)piperidin-4-yl)amino)-6'-oxospiro[cyclopropane-1,5'-pyrrolo[2,3-d]pyrimidin]-7'(6'H)-yl)-7-chloro-3,4-dihydroisoquinoline-2(1H)-carboxylate



10 Benzyl 4-((4-chloro-5-(1-(ethoxycarbonyl)cyclopropyl)pyrimidin-2-yl)amino)piperidine-1-carboxylate (Example 12, Step 1; 0.04 g, 0.087 mmol), cesium carbonate (0.085 g, 0.261 mmol), XantPhos-Pd G2 (7.75 mg, 8.72 μmol), and *tert*-butyl 6-amino-7-chloro-3,4-dihydroisoquinoline-2(1H)-carboxylate (0.037 g, 0.131 mmol) were added to a 40-mL scintillation flask. The solution was vacuum/nitrogen
 15 purged 3x, and then anhydrous 1,4-dioxane (0.872 mL) was added. The solution was heated to 100 °C and stirred at 100 °C overnight. The solution was cooled and concentrated under reduced pressure. The crude product was purified by Teledyne ISCO CombiFlash™ RF+ (0-100% ethyl acetate in hexanes) to provide the desired product as a brown foam (0.023 g, 40%). LCMS calculated for C₃₅H₄₀ClN₆O₅
 20 (M+H)⁺: m/z = 659.3; Found: 659.5.

Step 3. *tert*-butyl 7-chloro-6-(6'-oxo-2'-(piperidin-4-ylamino)spiro[cyclopropane-1,5'-pyrrolo[2,3-*d*]pyrimidin]-7'(6*H*)-yl)-3,4-dihydroisoquinoline-2(1*H*)-carboxylate



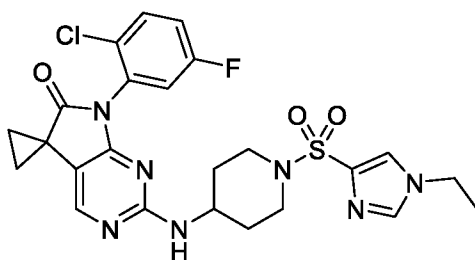
A solution of *tert*-butyl 6-(2'-((1-((benzyloxy)carbonyl)piperidin-4-yl)amino)-6'-oxospiro[cyclopropane-1,5'-pyrrolo[2,3-*d*]pyrimidin]-7'(6*H*)-yl)-7-chloro-3,4-dihydroisoquinoline-2(1*H*)-carboxylate (0.0203 g, 0.035 mmol) and 10% palladium on carbon (6.40 mg, 6.02 μ mol) in anhydrous methanol (0.301 mL) was stirred at r.t. under a hydrogen balloon for 1 hr. The reaction was filtered through Celite, washed with methanol, and concentrated under reduced pressure to provide the desired product as a white solid (0.016 g, 51 %). LCMS calculated for $C_{27}H_{34}ClN_6O_3$ ($M+H$)⁺: $m/z = 525.2$; Found: 525.2.

Step 4. 2'-((1-((1*H*-imidazol-2-yl)sulfonyl)piperidin-4-yl)amino)-7'-(7-chloro-1,2,3,4-tetrahydroisoquinolin-6-yl)spiro[cyclopropane-1,5'-pyrrolo[2,3-*d*]pyrimidin]-6'(7*H*)-one

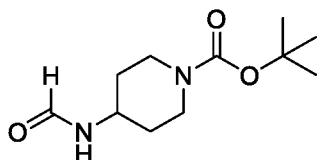
A solution of *tert*-butyl 7-chloro-6-(6'-oxo-2'-(piperidin-4-ylamino)spiro[cyclopropane-1,5'-pyrrolo[2,3-*d*]pyrimidin]-7'(6*H*)-yl)-3,4-dihydroisoquinoline-2(1*H*)-carboxylate (0.0092 g, 0.018 mmol), 1*H*-imidazole-2-sulfonyl chloride (5.84 mg, 0.035 mmol), and Hunig's base (9.18 μ l, 0.053 mmol) in anhydrous THF (0.350 mL) was stirred for 2 hr at r.t.. Then, the solution was washed with water, extracted into ethyl acetate 3x, dried over sodium sulfate, and concentrated under reduced pressure. The residue was dissolved in anhydrous methanol (0.1 mL), and 4M HCl in dioxane (0.074 mL, 0.298 mmol) was added. The solution was stirred at r.t. for 70 mins. Then, the solution was diluted with methanol and acetonitrile, purified by prep LCMS twice (Xbridge C18 column, eluting with a gradient of acetonitrile/water containing 0.15% NH_4OH in water, at flow rate of 60 mL/min, then Xbridge C18 column, eluting with a gradient of acetonitrile/water containing 0.1% TFA, at flow rate of 60 mL/min) to provide the desired product as a

white solid. LCMS calculated for $C_{25}H_{28}ClN_8O_3S$ ($M+H$)⁺: $m/z = 555.2$; Found: 555.2.

Example 19. 7'-(2-chloro-5-fluorophenyl)-2'-((1-((1-ethyl-1*H*-imidazol-4-yl)sulfonyl)piperidin-4-yl)amino)spiro[cyclopropane-1,5'-pyrrolo[2,3-*d*]pyrimidin]-6'(7'*H*)-one

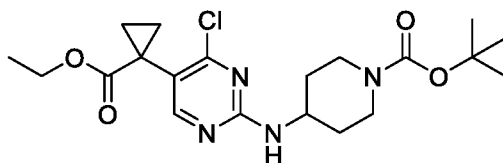


Step 1. tert-butyl 4-formamidopiperidine-1-carboxylate



10 A solution of ethyl formate (4.06 mL, 49.9 mmol) and *tert*-butyl 4-aminopiperidine-1-carboxylate (0.5 g, 2.49 mmol) was stirred at 70 °C for 2 hr. Then, the reaction was cooled and concentrated under reduced pressure to provide the desired product as a white solid, which was used in the next step without further purification. LCMS calculated for $C_7H_{13}N_2O_3$ ($M-tBu+H$)⁺: $m/z = 173.1$; Found: 15 173.2.

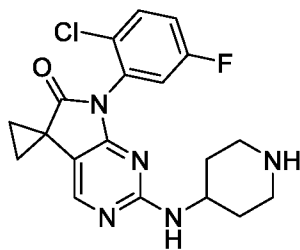
Step 2. tert-butyl 4-((4-chloro-5-(1-(ethoxycarbonyl)cyclopropyl)pyrimidin-2-yl)amino)piperidine-1-carboxylate



20 A slurry of ethyl 1-(4-chloro-2-(methylsulfonyl)pyrimidin-5-yl)cyclopropane-1-carboxylate (Example 8, Step 2, 0.9328 g, 3.06 mmol), *tert*-butyl 4-formamidopiperidine-1-carboxylate (0.699 g, 3.06 mmol), and 60% sodium hydride in mineral oil (0.122 g, 3.06 mmol) in anhydrous THF (15.3 mL) was stirred at 60 °C for 2 hr. Then the reaction was cooled and was quenched with 3 mL of 1M NaOH and 25 the reaction was stirred over night at r.t.. Then, ethyl acetate and water were added to

the reaction, and the reaction was extracted into ethyl acetate 3x, washed with brine, dried over sodium sulfate, and concentrated under reduced pressure. The residue was purified by Teledyne ISCO CombiFlash™ RF+ (0-100% ethyl acetate in hexanes) to provide the desired product as a light yellow oil (0.1652 g, 12%). LCMS calculated for C₁₆H₂₂ClN₄O₄ (M-tBu+H)⁺: m/z = 369.1; Found: 369.2.

Step 3. 7'-(2-chloro-5-fluorophenyl)-2'-(piperidin-4-ylamino)spiro[cyclopropane-1,5'-pyrrolo[2,3-d]pyrimidin]-6'(7H)-one



tert-Butyl 4-((4-chloro-5-(1-(ethoxycarbonyl)cyclopropyl)pyrimidin-2-yl)amino)piperidine-1-carboxylate (0.0763 g, 0.180 mmol), cesium carbonate (0.176 g, 0.539 mmol), XantPhos-Pd G2 (0.016 g, 0.018 mmol), and 2-chloro-5-fluoroaniline (0.039 g, 0.269 mmol) were added to a 40-mL scintillation flask. The solution was vacuum/nitrogen purged 3x, and then anhydrous 1,4-dioxane (1.796 mL) was added. The solution was heated to 100 °C and stirred at 100 °C overnight. The solution was cooled and concentrated under reduced pressure. The crude product was purified by Teledyne ISCO CombiFlash™ RF+ (0-100% ethyl acetate in hexanes) to provide the desired product as an orange oil. The residue was dissolved in anhydrous methanol (1 mL), and 4M HCl in dioxane (0.763 mL, 3.05 mmol) was added. The solution was stirred at r.t. for 70 minutes. Then, the solution was concentrated under reduced pressure to provide the desired product as a brown foam. LCMS calculated for C₁₉H₂₀ClFN₅O (M+H)⁺: m/z = 388.1; Found: 388.2.

Step 4. 7'-(2-chloro-5-fluorophenyl)-2'-((1-((1-ethyl-1H-imidazol-4-yl)sulfonyl)piperidin-4-yl)amino)spiro[cyclopropane-1,5'-pyrrolo[2,3-d]pyrimidin]-6'(7H)-one

A solution of 7'-(2-chloro-5-fluorophenyl)-2'-(piperidin-4-ylamino)spiro[cyclopropane-1,5'-pyrrolo[2,3-d]pyrimidin]-6'(7H)-one (8.5 mg, 0.022 mmol), 1-ethyl-1H-imidazole-4-sulfonyl chloride (8.53 mg, 0.044 mmol), and

Hunig's base (0.015 mL, 0.088 mmol) in anhydrous THF (0.438 mL) was stirred for 2 hr at r.t.. Then, the solution was diluted with acetonitrile and purified by prep LCMS twice (Xbridge C18 column, eluting with a gradient of acetonitrile/water containing 0.15% NH₄OH in water, at flow rate of 60 mL/min, then Xbridge C18 column, eluting
 5 with a gradient of acetonitrile/water containing 0.1% TFA, at flow rate of 60 mL/min) to provide the desired product as a white solid. LCMS calculated for C₂₄H₂₆ClFN₇O₃S (M+H)⁺: m/z = 546.2; Found: 546.2.

Example A. CDK2/Cyclin E1 HTRF Enzyme Activity Assay

10 CDK2/Cyclin E1 enzyme activity assays utilized full-length human CDK2 co-expressed as N-terminal GST-tagged protein with FLAG-Cyclin E1 in a baculovirus expression system (Carna Product Number 04-165). Assays were conducted in white 384-well polystyrene plates in a final reaction volume of 8 μL. CDK2/Cyclin E1 (0.25 nM) was incubated with compounds (40 nL serially diluted in DMSO) in the presence
 15 of ATP (50 μM or 1 mM) and 50 nM *ULight*TM-labeled eIF4E-binding protein 1 (THR37/46) peptide (PerkinElmer) in assay buffer (containing 50 mM HEPES pH 7.5, 1 mM EGTA, 10 mM MgCl₂, 2 mM DTT, 0.05mg/mL BSA, and 0.01% Tween 20) for 60 minutes at room temperature. The reactions were stopped by the addition of
 20 EDTA and Europium-labeled anti-phospho-4E-BP1 antibody (PerkinElmer), for a final concentration of 15 mM and 1.5 nM, respectively. HTRF signals were read after 1 hour at room temperature on a PHERAstar FS plate reader (BMG Labtech). Data were analyzed with IDBS XLFit and GraphPad Prism 5.0 software using a three or four parameter dose response curve to determine IC₅₀ for each compound. The IC₅₀ data as measured for the Examples at 1 mM ATP in the assay of Example A is shown
 25 in Table 1.

Table 1

Example	IC₅₀ (nM)
1	+++
2	+++
3	+
4	+++
5	+
6	++
7	+
8	+
9	+++

10	+
11	++
12	+
13	+
14	+
15	+
16	+
17	+
18	+
19	+

+ refers to ≤ 50 nM

++ refers to >50 nM to 100 nM

+++ refers to >100 nM to 500 nM

++++ refers to >500 nM to 1000 nM

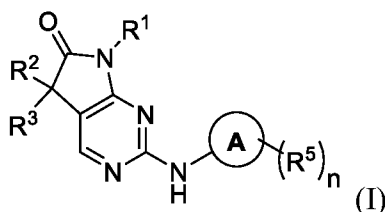
5

Various modifications of the invention, in addition to those described herein, will be apparent to those skilled in the art from the foregoing description. Such modifications are also intended to fall within the scope of the appended claims. Each reference, including all patent, patent applications, and publications, cited in the present application is incorporated herein by reference in its entirety.

10

What is claimed is:

1. A compound of Formula (I):



or a pharmaceutically acceptable salt thereof, wherein:

n is an integer selected from 0, 1, 2, 3, 4, 5, and 6;

Ring moiety **A** is a 3-14 membered cycloalkyl or 4-14 membered heterocycloalkyl, wherein Ring moiety **A** is attached to the NH group of Formula (I) at a saturated or partially saturated ring of said 3-14 membered cycloalkyl or 4-14 membered heterocycloalkyl;

R¹ is selected from C₁₋₆ alkyl, C₂₋₆ alkenyl, C₂₋₆ alkynyl, C₁₋₆ haloalkyl, C₃₋₁₄ cycloalkyl, 6-14 membered aryl, 4-14 membered heterocycloalkyl, 5-14 membered heteroaryl, C₃₋₁₄ cycloalkyl-C₁₋₄ alkyl, 6-14 membered aryl-C₁₋₄ alkyl, 4-14 membered heterocycloalkyl-C₁₋₄ alkyl, and 5-14 membered heteroaryl-C₁₋₄ alkyl, wherein said C₁₋₆ alkyl, C₂₋₆ alkenyl, C₂₋₆ alkynyl, C₁₋₆ haloalkyl, C₃₋₁₄ cycloalkyl, 6-14 membered aryl, 4-14 membered heterocycloalkyl, 5-14 membered heteroaryl, C₃₋₁₄ cycloalkyl-C₁₋₄ alkyl, 6-14 membered aryl-C₁₋₄ alkyl, 4-14 membered heterocycloalkyl-C₁₋₄ alkyl, and 5-14 membered heteroaryl-C₁₋₄ alkyl are each optionally substituted by 1, 2, 3, 4, 5, or 6 independently selected R⁴ substituents;

R² and R³ are each independently selected from C₁₋₆ alkyl, C₁₋₆ haloalkyl, C₂₋₆ alkenyl, C₂₋₆ alkynyl, C₃₋₇ cycloalkyl, phenyl, 4-7 membered heterocycloalkyl, and 5-6 membered heteroaryl, wherein said C₁₋₆ alkyl, C₁₋₆ haloalkyl, C₂₋₆ alkenyl, C₂₋₆ alkynyl, C₃₋₇ cycloalkyl, phenyl, 4-7 membered heterocycloalkyl, and 5-6 membered heteroaryl are each optionally substituted by 1, 2, 3, or 4 independently selected R^G substituents;

or R² and R³, together with the carbon atom to which they are attached, form Ring **B**;

Ring **B** is a 3-7 membered cycloalkyl ring or a 4-7 membered heterocycloalkyl ring, each of which is optionally substituted by 1, 2, 3, or 4 independently selected R^G substituents;

each R⁴ is independently selected from H, D, halo, CN, NO₂, C₁₋₆ alkyl, C₂₋₆ alkenyl, C₂₋₆ alkynyl, C₁₋₆ haloalkyl, C₃₋₁₀ cycloalkyl, 6-10 membered aryl, 4-10 membered heterocycloalkyl, 5-10 membered heteroaryl, C₃₋₁₀ cycloalkyl-C₁₋₄ alkyl, 6-10 membered aryl-C₁₋₄ alkyl, 4-10 membered heterocycloalkyl-C₁₋₄ alkyl, 5-10 membered heteroaryl-C₁₋₄ alkyl, OR^{a4}, SR^{a4}, NHOR^{a4}, C(O)R^{b4}, C(O)NR^{c4}R^{d4}, C(O)NR^{c4}(OR^{a4}), C(O)OR^{a4}, OC(O)R^{b4},

OC(O)NR^{c4}R^{d4}, NR^{c4}R^{d4}, NR^{c4}NR^{c4}R^{d4}, NR^{c4}C(O)R^{b4}, NR^{c4}C(O)OR^{a4}, NR^{c4}C(O)NR^{c4}R^{d4}, C(=NR^{e4})R^{b4}, C(=NR^{e4})NR^{c4}R^{d4}, NR^{c4}C(=NR^{e4})NR^{c4}R^{d4}, NR^{c4}C(=NR^{e4})R^{b4}, NR^{c4}S(O)NR^{c4}R^{d4}, NR^{c4}S(O)R^{b4}, NR^{c4}S(O)₂R^{b4}, NR^{c4}S(O)(=NR^{e4})R^{b4}, NR^{c4}S(O)₂NR^{c4}R^{d4}, S(O)R^{b4}, S(O)NR^{c4}R^{d4}, S(O)₂R^{b4}, S(O)₂NR^{c4}R^{d4}, OS(O)(=NR^{e4})R^{b4}, OS(O)₂R^{b4}, S(O)(=NR^{e4})R^{b4}, SF₅, P(O)R^{f4}R^{g4}, OP(O)(OR^{h4})(ORⁱ⁴), P(O)(OR^{h4})(ORⁱ⁴), and BR^{j4}R^{k4}, wherein said C₁₋₆ alkyl, C₂₋₆ alkenyl, C₂₋₆ alkynyl, C₁₋₆ haloalkyl, C₃₋₁₀ cycloalkyl, 6-10 membered aryl, 4-10 membered heterocycloalkyl, 5-10 membered heteroaryl, C₃₋₁₀ cycloalkyl-C₁₋₄ alkyl, 6-10 membered aryl-C₁₋₄ alkyl, 4-10 membered heterocycloalkyl-C₁₋₄ alkyl, and 5-10 membered heteroaryl-C₁₋₄ alkyl are each optionally substituted with 1, 2, 3, or 4 independently selected R^{4A} substituents;

each R⁵ is independently selected from H, D, halo, CN, NO₂, C₁₋₆ alkyl, C₂₋₆ alkenyl, C₂₋₆ alkynyl, C₁₋₆ haloalkyl, C₃₋₁₀ cycloalkyl, 6-10 membered aryl, 4-10 membered heterocycloalkyl, 5-10 membered heteroaryl, C₃₋₁₀ cycloalkyl-C₁₋₄ alkyl, 6-10 membered aryl-C₁₋₄ alkyl, 4-10 membered heterocycloalkyl-C₁₋₄ alkyl, 5-10 membered heteroaryl-C₁₋₄ alkyl, OR^{a5}, SR^{a5}, NHOR^{a5}, C(O)R^{b5}, C(O)NR^{c5}R^{d5}, C(O)NR^{c5}(OR^{a5}), C(O)OR^{a5}, OC(O)R^{b5}, OC(O)NR^{c5}R^{d5}, NR^{c5}R^{d5}, NR^{c5}NR^{c5}R^{d5}, NR^{c5}C(O)R^{b5}, NR^{c5}C(O)OR^{a5}, NR^{c5}C(O)NR^{c5}R^{d5}, C(=NR^{e5})R^{b5}, C(=NR^{e5})NR^{c5}R^{d5}, NR^{c5}C(=NR^{e5})NR^{c5}R^{d5}, NR^{c5}C(=NR^{e5})R^{b5}, NR^{c5}S(O)NR^{c5}R^{d5}, NR^{c5}S(O)R^{b5}, NR^{c5}S(O)₂R^{b5}, NR^{c5}S(O)(=NR^{e5})R^{b5}, NR^{c5}S(O)₂NR^{c5}R^{d5}, S(O)R^{b5}, S(O)NR^{c5}R^{d5}, S(O)₂R^{b5}, S(O)₂NR^{c5}R^{d5}, OS(O)(=NR^{e5})R^{b5}, OS(O)₂R^{b5}, S(O)(=NR^{e5})R^{b5}, SF₅, P(O)R^{f5}R^{g5}, OP(O)(OR^{h5})(ORⁱ⁵), P(O)(OR^{h5})(ORⁱ⁵), and BR^{j5}R^{k5}, wherein said C₁₋₆ alkyl, C₂₋₆ alkenyl, C₂₋₆ alkynyl, C₁₋₆ haloalkyl, C₃₋₁₀ cycloalkyl, 6-10 membered aryl, 4-10 membered heterocycloalkyl, 5-10 membered heteroaryl, C₃₋₁₀ cycloalkyl-C₁₋₄ alkyl, 6-10 membered aryl-C₁₋₄ alkyl, 4-10 membered heterocycloalkyl-C₁₋₄ alkyl, and 5-10 membered heteroaryl-C₁₋₄ alkyl are each optionally substituted with 1, 2, 3, or 4 independently selected R^{5A} substituents;

each R^{4A} is independently selected from H, D, halo, CN, NO₂, C₁₋₆ alkyl, C₂₋₆ alkenyl, C₂₋₆ alkynyl, C₁₋₆ haloalkyl, C₃₋₇ cycloalkyl, phenyl, 4-7 membered heterocycloalkyl, 5-6 membered heteroaryl, C₃₋₇ cycloalkyl-C₁₋₄ alkyl, phenyl-C₁₋₄ alkyl, 4-7 membered heterocycloalkyl-C₁₋₄ alkyl, 5-6 membered heteroaryl-C₁₋₄ alkyl, OR^{a41}, SR^{a41}, NHOR^{a41}, C(O)R^{b41}, C(O)NR^{c41}R^{d41}, C(O)NR^{c41}(OR^{a41}), C(O)OR^{a41}, OC(O)R^{b41}, OC(O)NR^{c41}R^{d41}, NR^{c41}R^{d41}, NR^{c41}NR^{c41}R^{d41}, NR^{c41}C(O)R^{b41}, NR^{c41}C(O)OR^{a41}, NR^{c41}C(O)NR^{c41}R^{d41}, C(=NR^{e41})R^{b41}, C(=NR^{e41})NR^{c41}R^{d41}, NR^{c41}C(=NR^{e41})NR^{c41}R^{d41}, NR^{c41}C(=NR^{e41})R^{b41}, NR^{c41}S(O)NR^{c41}R^{d41}, NR^{c41}S(O)R^{b41}, NR^{c41}S(O)₂R^{b41}, NR^{c41}S(O)(=NR^{e41})R^{b41}, NR^{c41}S(O)₂NR^{c41}R^{d41}, S(O)R^{b41}, S(O)NR^{c41}R^{d41}, S(O)₂R^{b41}, S(O)₂NR^{c41}R^{d41},

OS(O)(=NR^{e41})R^{b41}, OS(O)₂R^{b41}, S(O)(=NR^{e41})R^{b41}, SF₅, P(O)R^{f41}R^{g41}, OP(O)(OR^{h41})(ORⁱ⁴¹), P(O)(OR^{h41})(ORⁱ⁴¹), and BR^{j41}R^{k41}, wherein said C₁₋₆ alkyl, C₂₋₆ alkenyl, C₂₋₆ alkynyl, C₁₋₆ haloalkyl, C₃₋₇ cycloalkyl, phenyl, 4-7 membered heterocycloalkyl, 5-6 membered heteroaryl, C₃₋₇ cycloalkyl-C₁₋₄ alkyl, phenyl-C₁₋₄ alkyl, 4-7 membered heterocycloalkyl-C₁₋₄ alkyl, and 5-6 membered heteroaryl-C₁₋₄ alkyl are each optionally substituted with 1, 2, 3, or 4 independently selected R^{4B} substituents;

each R^{4B} is independently selected from H, D, halo, CN, NO₂, C₁₋₆ alkyl, C₂₋₆ alkenyl, C₂₋₆ alkynyl, C₁₋₆ haloalkyl, C₃₋₇ cycloalkyl, phenyl, 4-7 membered heterocycloalkyl, 5-6 membered heteroaryl, C₃₋₇ cycloalkyl-C₁₋₄ alkyl, phenyl-C₁₋₄ alkyl, 4-7 membered heterocycloalkyl-C₁₋₄ alkyl, 5-6 membered heteroaryl-C₁₋₄ alkyl, OR^{a42}, SR^{a42}, NHOR^{a42}, C(O)R^{b42}, C(O)NR^{c42}R^{d42}, C(O)NR^{c42}(OR^{a42}), C(O)OR^{a42}, OC(O)R^{b42}, OC(O)NR^{c42}R^{d42}, NR^{c42}R^{d42}, NR^{c42}NR^{c42}R^{d42}, NR^{c42}C(O)R^{b42}, NR^{c42}C(O)OR^{a42}, NR^{c42}C(O)NR^{c42}R^{d42}, C(=NR^{e42})R^{b42}, C(=NR^{e42})NR^{c42}R^{d42}, NR^{c42}C(=NR^{e42})NR^{c42}R^{d42}, NR^{c42}C(=NR^{e42})R^{b42}, NR^{c42}S(O)NR^{c42}R^{d42}, NR^{c42}S(O)R^{b42}, NR^{c42}S(O)₂R^{b42}, NR^{c42}S(O)(=NR^{e42})R^{b42}, NR^{c42}S(O)₂NR^{c42}R^{d42}, S(O)R^{b42}, S(O)NR^{c42}R^{d42}, S(O)₂R^{b42}, S(O)₂NR^{c42}R^{d42}, OS(O)(=NR^{e42})R^{b42}, OS(O)₂R^{b42}, S(O)(=NR^{e42})R^{b42}, SF₅, P(O)R^{f42}R^{g42}, OP(O)(OR^{h42})(ORⁱ⁴²), P(O)(OR^{h42})(ORⁱ⁴²), and BR^{j42}R^{k42}, wherein said C₁₋₆ alkyl, C₂₋₆ alkenyl, C₂₋₆ alkynyl, C₁₋₆ haloalkyl, C₃₋₇ cycloalkyl, phenyl, 4-7 membered heterocycloalkyl, 5-6 membered heteroaryl, C₃₋₇ cycloalkyl-C₁₋₄ alkyl, phenyl-C₁₋₄ alkyl, 4-7 membered heterocycloalkyl-C₁₋₄ alkyl, and 5-6 membered heteroaryl-C₁₋₄ alkyl are each optionally substituted with 1, 2, 3, or 4 independently selected R^G substituents;

each R^{5A} is independently selected from H, D, halo, CN, NO₂, C₁₋₆ alkyl, C₂₋₆ alkenyl, C₂₋₆ alkynyl, C₁₋₆ haloalkyl, C₃₋₇ cycloalkyl, phenyl, 4-7 membered heterocycloalkyl, 5-6 membered heteroaryl, C₃₋₇ cycloalkyl-C₁₋₄ alkyl, phenyl-C₁₋₄ alkyl, 4-7 membered heterocycloalkyl-C₁₋₄ alkyl, 5-6 membered heteroaryl-C₁₋₄ alkyl, OR^{a51}, SR^{a51}, NHOR^{a51}, C(O)R^{b51}, C(O)NR^{c51}R^{d51}, C(O)NR^{c51}(OR^{a51}), C(O)OR^{a51}, OC(O)R^{b51}, OC(O)NR^{c51}R^{d51}, NR^{c51}R^{d51}, NR^{c51}NR^{c51}R^{d51}, NR^{c51}C(O)R^{b51}, NR^{c51}C(O)OR^{a51}, NR^{c51}C(O)NR^{c51}R^{d51}, C(=NR^{e51})R^{b51}, C(=NR^{e51})NR^{c51}R^{d51}, NR^{c51}C(=NR^{e51})NR^{c51}R^{d51}, NR^{c51}C(=NR^{e51})R^{b51}, NR^{c51}S(O)NR^{c51}R^{d51}, NR^{c51}S(O)R^{b51}, NR^{c51}S(O)₂R^{b51}, NR^{c51}S(O)(=NR^{e51})R^{b51}, NR^{c51}S(O)₂NR^{c51}R^{d51}, S(O)R^{b51}, S(O)NR^{c51}R^{d51}, S(O)₂R^{b51}, S(O)₂NR^{c51}R^{d51}, OS(O)(=NR^{e51})R^{b51}, OS(O)₂R^{b51}, S(O)(=NR^{e51})R^{b51}, SF₅, P(O)R^{f51}R^{g51}, OP(O)(OR^{h51})(ORⁱ⁵¹), P(O)(OR^{h51})(ORⁱ⁵¹), and BR^{j51}R^{k51}, wherein said C₁₋₆ alkyl, C₂₋₆ alkenyl, C₂₋₆ alkynyl, C₁₋₆ haloalkyl, C₃₋₇ cycloalkyl, phenyl, 4-7 membered heterocycloalkyl, 5-6 membered heteroaryl, C₃₋₇ cycloalkyl-C₁₋₄ alkyl, phenyl-C₁₋₄ alkyl, 4-7 membered

heterocycloalkyl-C₁₋₄ alkyl, and 5-6 membered heteroaryl-C₁₋₄ alkyl are each optionally substituted with 1, 2, 3, or 4 independently selected R^{5B} substituents;

each R^{5B} is independently selected from H, D, halo, CN, NO₂, C₁₋₆ alkyl, C₂₋₆ alkenyl, C₂₋₆ alkynyl, C₁₋₆ haloalkyl, C₃₋₇ cycloalkyl, phenyl, 4-7 membered heterocycloalkyl, 5-6 membered heteroaryl, C₃₋₇ cycloalkyl-C₁₋₄ alkyl, phenyl-C₁₋₄ alkyl, 4-7 membered heterocycloalkyl-C₁₋₄ alkyl, 5-6 membered heteroaryl-C₁₋₄ alkyl, OR^{a52}, SR^{a52}, NHOR^{a52}, C(O)R^{b52}, C(O)NR^{c52}R^{d52}, C(O)NR^{c52}(OR^{a52}), C(O)OR^{a52}, OC(O)R^{b52}, OC(O)NR^{c52}R^{d52}, NR^{c52}R^{d52}, NR^{c52}NR^{c52}R^{d52}, NR^{c52}C(O)R^{b52}, NR^{c52}C(O)OR^{a52}, NR^{c52}C(O)NR^{c52}R^{d52}, C(=NR^{e52})R^{b52}, C(=NR^{e52})NR^{c52}R^{d52}, NR^{c52}C(=NR^{e52})NR^{c52}R^{d52}, NR^{c52}C(=NR^{e52})R^{b52}, NR^{c52}S(O)NR^{c52}R^{d52}, NR^{c52}S(O)R^{b52}, NR^{c52}S(O)₂R^{b52}, NR^{c52}S(O)(=NR^{e52})R^{b52}, NR^{c52}S(O)₂NR^{c52}R^{d52}, S(O)R^{b52}, S(O)NR^{c52}R^{d52}, S(O)₂R^{b52}, S(O)₂NR^{c52}R^{d52}, OS(O)(=NR^{e52})R^{b52}, OS(O)₂R^{b52}, S(O)(=NR^{e52})R^{b52}, SF₅, P(O)R^{f52}R^{g52}, OP(O)(OR^{h52})(ORⁱ⁵²), P(O)(OR^{h52})(ORⁱ⁵²), and BR^{j52}R^{k52}, wherein said C₁₋₆ alkyl, C₂₋₆ alkenyl, C₂₋₆ alkynyl, C₁₋₆ haloalkyl, C₃₋₇ cycloalkyl, phenyl, 4-7 membered heterocycloalkyl, 5-6 membered heteroaryl, C₃₋₇ cycloalkyl-C₁₋₄ alkyl, phenyl-C₁₋₄ alkyl, 4-7 membered heterocycloalkyl-C₁₋₄ alkyl, and 5-6 membered heteroaryl-C₁₋₄ alkyl are each optionally substituted with 1, 2, 3, or 4 independently selected R^G substituents;

each R⁴⁴, R^{c4}, and R^{d4} is independently selected from H, C₁₋₆ alkyl, C₁₋₆ haloalkyl, C₂₋₆ alkenyl, C₂₋₆ alkynyl, C₃₋₁₀ cycloalkyl, 6-10 membered aryl, 4-10 membered heterocycloalkyl, 5-10 membered heteroaryl, C₃₋₁₀ cycloalkyl-C₁₋₄ alkyl, 6-10 membered aryl-C₁₋₄ alkyl, 4-10 membered heterocycloalkyl-C₁₋₄ alkyl, and 5-10 membered heteroaryl-C₁₋₄ alkyl, wherein said C₁₋₆ alkyl, C₂₋₆ alkenyl, C₂₋₆ alkynyl, C₁₋₆ haloalkyl, C₃₋₁₀ cycloalkyl, 6-10 membered aryl, 4-10 membered heterocycloalkyl, 5-10 membered heteroaryl, C₃₋₁₀ cycloalkyl-C₁₋₄ alkyl, 6-10 membered aryl-C₁₋₄ alkyl, 4-10 membered heterocycloalkyl-C₁₋₄ alkyl, and 5-10 membered heteroaryl-C₁₋₄ alkyl are each optionally substituted with 1, 2, 3, or 4 independently selected R^{4A} substituents;

or, any R^{c4} and R^{d4} attached to the same N atom, together with the N atom to which they are attached, form a 5- or 6-membered heteroaryl or a 4-10 membered heterocycloalkyl group, wherein the 5- or 6-membered heteroaryl and 4-10 membered heterocycloalkyl group are each optionally substituted with 1, 2, 3, or 4 independently selected R^{4A} substituents;

each R^{b4} is independently selected from C₁₋₆ alkyl, C₁₋₆ haloalkyl, C₂₋₆ alkenyl, C₂₋₆ alkynyl, C₃₋₁₀ cycloalkyl, 6-10 membered aryl, 4-10 membered heterocycloalkyl, 5-10 membered heteroaryl, C₃₋₁₀ cycloalkyl-C₁₋₄ alkyl, 6-10 membered aryl-C₁₋₄ alkyl, 4-10

membered heterocycloalkyl-C₁₋₄ alkyl, and 5-10 membered heteroaryl-C₁₋₄ alkyl, which are each optionally substituted with 1, 2, 3, or 4 independently selected R^{4A} substituents;

each R^{e4} is independently selected from H, OH, CN, C₁₋₆ alkyl, C₁₋₆ alkoxy, C₁₋₆ haloalkyl, C₁₋₆ haloalkoxy, C₂₋₆ alkenyl, C₂₋₆ alkynyl, C₃₋₁₀ cycloalkyl, 6-10 membered aryl, 4-10 membered heterocycloalkyl, 5-10 membered heteroaryl, C₃₋₁₀ cycloalkyl-C₁₋₄ alkyl, 6-10 membered aryl-C₁₋₄ alkyl, 4-10 membered heterocycloalkyl-C₁₋₄ alkyl, and 5-10 membered heteroaryl-C₁₋₄ alkyl;

each R^{f4} and R^{g4} are independently selected from H, C₁₋₆ alkyl, C₁₋₆ alkoxy, C₁₋₆ haloalkyl, C₁₋₆ haloalkoxy, C₂₋₆ alkenyl, C₂₋₆ alkynyl, C₃₋₁₀ cycloalkyl, 6-10 membered aryl, 4-10 membered heterocycloalkyl, 5-10 membered heteroaryl, C₃₋₁₀ cycloalkyl-C₁₋₄ alkyl, 6-10 membered aryl-C₁₋₄ alkyl, 4-10 membered heterocycloalkyl-C₁₋₄ alkyl, and 5-10 membered heteroaryl-C₁₋₄ alkyl;

each R^{h4} and Rⁱ⁴ is independently selected from H, C₁₋₆ alkyl, C₁₋₆ haloalkyl, C₂₋₆ alkenyl, C₂₋₆ alkynyl, C₃₋₁₀ cycloalkyl, 6-10 membered aryl, 4-10 membered heterocycloalkyl, 5-10 membered heteroaryl, C₃₋₁₀ cycloalkyl-C₁₋₄ alkyl, 6-10 membered aryl-C₁₋₄ alkyl, 4-10 membered heterocycloalkyl-C₁₋₄ alkyl, and 5-10 membered heteroaryl-C₁₋₄ alkyl;

each R^{j4} and R^{k4} is independently selected from OH, C₁₋₆ alkoxy, and C₁₋₆ haloalkoxy; or any Rⁱ⁴ and R^{k4} attached to the same B atom, together with the B atom to which they are attached, form a 5- or 6-membered heterocycloalkyl group optionally substituted with 1, 2, 3, or 4 substituents independently selected from C₁₋₆ alkyl and C₁₋₆ haloalkyl;

each R^{a41}, R^{c41}, and R^{d41} is independently selected from H, C₁₋₆ alkyl, C₁₋₆ haloalkyl, C₂₋₆ alkenyl, C₂₋₆ alkynyl, C₃₋₇ cycloalkyl, phenyl, 4-7 membered heterocycloalkyl, 5-6 membered heteroaryl, C₃₋₇ cycloalkyl-C₁₋₄ alkyl, phenyl-C₁₋₄ alkyl, 4-7 membered heterocycloalkyl-C₁₋₄ alkyl, and 5-6 membered heteroaryl-C₁₋₄ alkyl, wherein said C₁₋₆ alkyl, C₂₋₆ alkenyl, C₂₋₆ alkynyl, C₁₋₆ haloalkyl, C₃₋₇ cycloalkyl, phenyl, 4-7 membered heterocycloalkyl, 5-6 membered heteroaryl, C₃₋₇ cycloalkyl-C₁₋₄ alkyl, phenyl-C₁₋₄ alkyl, 4-7 membered heterocycloalkyl-C₁₋₄ alkyl, and 5-6 membered heteroaryl-C₁₋₄ alkyl are each optionally substituted with 1, 2, 3, or 4 independently selected R^{4B} substituents;

or, any R^{c41} and R^{d41} attached to the same N atom, together with the N atom to which they are attached, form a 5- or 6-membered heteroaryl or a 4-7 membered heterocycloalkyl group, wherein the 5- or 6-membered heteroaryl and 4-7 membered heterocycloalkyl group are each optionally substituted with 1, 2, 3, or 4 independently selected R^{4B} substituents;

each R^{b41} is independently selected from C₁₋₆ alkyl, C₁₋₆ haloalkyl, C₂₋₆ alkenyl, C₂₋₆ alkynyl, C₃₋₇ cycloalkyl, phenyl, 4-7 membered heterocycloalkyl, 5-6 membered heteroaryl,

C₃₋₇ cycloalkyl-C₁₋₄ alkyl, phenyl-C₁₋₄ alkyl, 4-7 membered heterocycloalkyl-C₁₋₄ alkyl, and 5-6 membered heteroaryl-C₁₋₄ alkyl, which are each optionally substituted with 1, 2, 3, or 4 independently selected R^{4B} substituents;

each R^{e41} is independently selected from H, OH, CN, C₁₋₆ alkyl, C₁₋₆ alkoxy, C₁₋₆ haloalkyl, C₁₋₆ haloalkoxy, C₂₋₆ alkenyl, C₂₋₆ alkynyl, C₃₋₇ cycloalkyl, phenyl, 4-7 membered heterocycloalkyl, 5-6 membered heteroaryl, C₃₋₇ cycloalkyl-C₁₋₄ alkyl, phenyl-C₁₋₄ alkyl, 4-7 membered heterocycloalkyl-C₁₋₄ alkyl, and 5-6 membered heteroaryl-C₁₋₄ alkyl;

each R^{f41} and R^{g41} are independently selected from H, C₁₋₆ alkyl, C₁₋₆ alkoxy, C₁₋₆ haloalkyl, C₁₋₆ haloalkoxy, C₂₋₆ alkenyl, C₂₋₆ alkynyl, C₃₋₇ cycloalkyl, phenyl, 4-7 membered heterocycloalkyl, 5-6 membered heteroaryl, C₃₋₇ cycloalkyl-C₁₋₄ alkyl, phenyl-C₁₋₄ alkyl, 4-7 membered heterocycloalkyl-C₁₋₄ alkyl, and 5-6 membered heteroaryl-C₁₋₄ alkyl;

each R^{h41} and Rⁱ⁴¹ is independently selected from H, C₁₋₆ alkyl, C₁₋₆ haloalkyl, C₂₋₆ alkenyl, C₂₋₆ alkynyl, C₃₋₇ cycloalkyl, phenyl, 4-7 membered heterocycloalkyl, 5-6 membered heteroaryl, C₃₋₇ cycloalkyl-C₁₋₄ alkyl, phenyl-C₁₋₄ alkyl, 4-7 membered heterocycloalkyl-C₁₋₄ alkyl, and 5-6 membered heteroaryl-C₁₋₄ alkyl;

each R^{j41} and R^{k41} is independently selected from OH, C₁₋₆ alkoxy, and C₁₋₆ haloalkoxy;

or any R^{j41} and R^{k41} attached to the same B atom, together with the B atom to which they are attached, form a 5- or 6-membered heterocycloalkyl group optionally substituted with 1, 2, 3, or 4 substituents independently selected from C₁₋₆ alkyl and C₁₋₆ haloalkyl;

each R^{a42}, R^{c42}, and R^{d42} is independently selected from H, C₁₋₆ alkyl, C₁₋₆ haloalkyl, C₂₋₆ alkenyl, C₂₋₆ alkynyl, C₃₋₇ cycloalkyl, phenyl, 4-7 membered heterocycloalkyl, 5-6 membered heteroaryl, C₃₋₇ cycloalkyl-C₁₋₄ alkyl, phenyl-C₁₋₄ alkyl, 4-7 membered heterocycloalkyl-C₁₋₄ alkyl, and 5-6 membered heteroaryl-C₁₋₄ alkyl, wherein said C₁₋₆ alkyl, C₂₋₆ alkenyl, C₂₋₆ alkynyl, C₁₋₆ haloalkyl, C₃₋₇ cycloalkyl, phenyl, 4-7 membered heterocycloalkyl, 5-6 membered heteroaryl, C₃₋₇ cycloalkyl-C₁₋₄ alkyl, phenyl-C₁₋₄ alkyl, 4-7 membered heterocycloalkyl-C₁₋₄ alkyl, and 5-6 membered heteroaryl-C₁₋₄ alkyl are each optionally substituted with 1, 2, 3, or 4 independently selected R^G substituents;

or, any R^{c42} and R^{d42} attached to the same N atom, together with the N atom to which they are attached, form a 5- or 6-membered heteroaryl or a 4-7 membered heterocycloalkyl group, wherein the 5- or 6-membered heteroaryl and 4-7 membered heterocycloalkyl group are each optionally substituted with 1, 2, 3, or 4 independently selected R^G substituents;

each R^{b42} is independently selected from C₁₋₆ alkyl, C₁₋₆ haloalkyl, C₂₋₆ alkenyl, C₂₋₆ alkynyl, C₃₋₇ cycloalkyl, phenyl, 4-7 membered heterocycloalkyl, 5-6 membered heteroaryl,

C₃₋₇ cycloalkyl-C₁₋₄ alkyl, phenyl-C₁₋₄ alkyl, 4-7 membered heterocycloalkyl-C₁₋₄ alkyl, and 5-6 membered heteroaryl-C₁₋₄ alkyl, which are each optionally substituted with 1, 2, 3, or 4 independently selected R^G substituents;

each R^{e42} is independently selected from H, OH, CN, C₁₋₆ alkyl, C₁₋₆ alkoxy, C₁₋₆ haloalkyl, C₁₋₆ haloalkoxy, C₂₋₆ alkenyl, C₂₋₆ alkynyl, C₃₋₇ cycloalkyl, phenyl, 4-7 membered heterocycloalkyl, 5-6 membered heteroaryl, C₃₋₇ cycloalkyl-C₁₋₄ alkyl, phenyl-C₁₋₄ alkyl, 4-7 membered heterocycloalkyl-C₁₋₄ alkyl, and 5-6 membered heteroaryl-C₁₋₄ alkyl;

each R^{f42} and R^{g42} are independently selected from H, C₁₋₆ alkyl, C₁₋₆ alkoxy, C₁₋₆ haloalkyl, C₁₋₆ haloalkoxy, C₂₋₆ alkenyl, C₂₋₆ alkynyl, C₃₋₇ cycloalkyl, phenyl, 4-7 membered heterocycloalkyl, 5-6 membered heteroaryl, C₃₋₇ cycloalkyl-C₁₋₄ alkyl, phenyl-C₁₋₄ alkyl, 4-7 membered heterocycloalkyl-C₁₋₄ alkyl, and 5-6 membered heteroaryl-C₁₋₄ alkyl;

each R^{h42} and Rⁱ⁴² is independently selected from H, C₁₋₆ alkyl, C₁₋₆ haloalkyl, C₂₋₆ alkenyl, C₂₋₆ alkynyl, C₃₋₇ cycloalkyl, phenyl, 4-7 membered heterocycloalkyl, 5-6 membered heteroaryl, C₃₋₇ cycloalkyl-C₁₋₄ alkyl, phenyl-C₁₋₄ alkyl, 4-7 membered heterocycloalkyl-C₁₋₄ alkyl, and 5-6 membered heteroaryl-C₁₋₄ alkyl;

each R^{j42} and R^{k42} is independently selected from OH, C₁₋₆ alkoxy, and C₁₋₆ haloalkoxy;

or any R^{j42} and R^{k42} attached to the same B atom, together with the B atom to which they are attached, form a 5- or 6-membered heterocycloalkyl group optionally substituted with 1, 2, 3, or 4 substituents independently selected from C₁₋₆ alkyl and C₁₋₆ haloalkyl;

each R^{a5}, R^{c5}, and R^{d5} is independently selected from H, C₁₋₆ alkyl, C₁₋₆ haloalkyl, C₂₋₆ alkenyl, C₂₋₆ alkynyl, C₃₋₁₀ cycloalkyl, 6-10 membered aryl, 4-10 membered heterocycloalkyl, 5-10 membered heteroaryl, C₃₋₁₀ cycloalkyl-C₁₋₄ alkyl, 6-10 membered aryl-C₁₋₄ alkyl, 4-10 membered heterocycloalkyl-C₁₋₄ alkyl, and 5-10 membered heteroaryl-C₁₋₄ alkyl, wherein said C₁₋₆ alkyl, C₂₋₆ alkenyl, C₂₋₆ alkynyl, C₁₋₆ haloalkyl, C₃₋₁₀ cycloalkyl, 6-10 membered aryl, 4-10 membered heterocycloalkyl, 5-10 membered heteroaryl, C₃₋₁₀ cycloalkyl-C₁₋₄ alkyl, 6-10 membered aryl-C₁₋₄ alkyl, 4-10 membered heterocycloalkyl-C₁₋₄ alkyl, and 5-10 membered heteroaryl-C₁₋₄ alkyl are each optionally substituted with 1, 2, 3, or 4 independently selected R^{5A} substituents;

or, any R^{c5} and R^{d5} attached to the same N atom, together with the N atom to which they are attached, form a 5- or 6-membered heteroaryl or a 4-10 membered heterocycloalkyl group, wherein the 5- or 6-membered heteroaryl and 4-10 membered heterocycloalkyl group are each optionally substituted with 1, 2, 3, or 4 independently selected R^{5A} substituents;

each R^{b5} is independently selected from C₁₋₆ alkyl, C₁₋₆ haloalkyl, C₂₋₆ alkenyl, C₂₋₆ alkynyl, C₃₋₁₀ cycloalkyl, 6-10 membered aryl, 4-10 membered heterocycloalkyl, 5-10 membered heteroaryl, C₃₋₁₀ cycloalkyl-C₁₋₄ alkyl, 6-10 membered aryl-C₁₋₄ alkyl, 4-10 membered heterocycloalkyl-C₁₋₄ alkyl, and 5-10 membered heteroaryl-C₁₋₄ alkyl, which are each optionally substituted with 1, 2, 3, or 4 independently selected R^{5A} substituents;

each R^{c5} is independently selected from H, OH, CN, C₁₋₆ alkyl, C₁₋₆ alkoxy, C₁₋₆ haloalkyl, C₁₋₆ haloalkoxy, C₂₋₆ alkenyl, C₂₋₆ alkynyl, C₃₋₁₀ cycloalkyl, 6-10 membered aryl, 4-10 membered heterocycloalkyl, 5-10 membered heteroaryl, C₃₋₁₀ cycloalkyl-C₁₋₄ alkyl, 6-10 membered aryl-C₁₋₄ alkyl, 4-10 membered heterocycloalkyl-C₁₋₄ alkyl, and 5-10 membered heteroaryl-C₁₋₄ alkyl;

each R^{f5} and R^{g5} are independently selected from H, C₁₋₆ alkyl, C₁₋₆ alkoxy, C₁₋₆ haloalkyl, C₁₋₆ haloalkoxy, C₂₋₆ alkenyl, C₂₋₆ alkynyl, C₃₋₁₀ cycloalkyl, 6-10 membered aryl, 4-10 membered heterocycloalkyl, 5-10 membered heteroaryl, C₃₋₁₀ cycloalkyl-C₁₋₄ alkyl, 6-10 membered aryl-C₁₋₄ alkyl, 4-10 membered heterocycloalkyl-C₁₋₄ alkyl, and 5-10 membered heteroaryl-C₁₋₄ alkyl;

each R^{h5} and Rⁱ⁵ is independently selected from H, C₁₋₆ alkyl, C₁₋₆ haloalkyl, C₂₋₆ alkenyl, C₂₋₆ alkynyl, C₃₋₁₀ cycloalkyl, 6-10 membered aryl, 4-10 membered heterocycloalkyl, 5-10 membered heteroaryl, C₃₋₁₀ cycloalkyl-C₁₋₄ alkyl, 6-10 membered aryl-C₁₋₄ alkyl, 4-10 membered heterocycloalkyl-C₁₋₄ alkyl, and 5-10 membered heteroaryl-C₁₋₄ alkyl;

each R^{j5} and R^{k5} is independently selected from OH, C₁₋₆ alkoxy, and C₁₋₆ haloalkoxy; or any R^{j5} and R^{k5} attached to the same B atom, together with the B atom to which they are attached, form a 5- or 6-membered heterocycloalkyl group optionally substituted with 1, 2, 3, or 4 substituents independently selected from C₁₋₆ alkyl and C₁₋₆ haloalkyl;

each R^{a51}, R^{c51}, and R^{d51} is independently selected from H, C₁₋₆ alkyl, C₁₋₆ haloalkyl, C₂₋₆ alkenyl, C₂₋₆ alkynyl, C₃₋₇ cycloalkyl, phenyl, 4-7 membered heterocycloalkyl, 5-6 membered heteroaryl, C₃₋₇ cycloalkyl-C₁₋₄ alkyl, phenyl-C₁₋₄ alkyl, 4-7 membered heterocycloalkyl-C₁₋₄ alkyl, and 5-6 membered heteroaryl-C₁₋₄ alkyl, wherein said C₁₋₆ alkyl, C₂₋₆ alkenyl, C₂₋₆ alkynyl, C₁₋₆ haloalkyl, C₃₋₇ cycloalkyl, phenyl, 4-7 membered heterocycloalkyl, 5-6 membered heteroaryl, C₃₋₇ cycloalkyl-C₁₋₄ alkyl, phenyl-C₁₋₄ alkyl, 4-7 membered heterocycloalkyl-C₁₋₄ alkyl, and 5-6 membered heteroaryl-C₁₋₄ alkyl are each optionally substituted with 1, 2, 3, or 4 independently selected R^{5B} substituents;

or, any R^{c51} and R^{d51} attached to the same N atom, together with the N atom to which they are attached, form a 5- or 6-membered heteroaryl or a 4-7 membered heterocycloalkyl

group, wherein the 5- or 6-membered heteroaryl and 4-7 membered heterocycloalkyl group are each optionally substituted with 1, 2, 3, or 4 independently selected R^{5B} substituents;

each R^{b51} is independently selected from C₁₋₆ alkyl, C₁₋₆ haloalkyl, C₂₋₆ alkenyl, C₂₋₆ alkynyl, C₃₋₇ cycloalkyl, phenyl, 4-7 membered heterocycloalkyl, 5-6 membered heteroaryl, C₃₋₇ cycloalkyl-C₁₋₄ alkyl, phenyl-C₁₋₄ alkyl, 4-7 membered heterocycloalkyl-C₁₋₄ alkyl, and 5-6 membered heteroaryl-C₁₋₄ alkyl, which are each optionally substituted with 1, 2, 3, or 4 independently selected R^{5B} substituents;

each R^{e51} is independently selected from H, OH, CN, C₁₋₆ alkyl, C₁₋₆ alkoxy, C₁₋₆ haloalkyl, C₁₋₆ haloalkoxy, C₂₋₆ alkenyl, C₂₋₆ alkynyl, C₃₋₇ cycloalkyl, phenyl, 4-7 membered heterocycloalkyl, 5-6 membered heteroaryl, C₃₋₇ cycloalkyl-C₁₋₄ alkyl, phenyl-C₁₋₄ alkyl, 4-7 membered heterocycloalkyl-C₁₋₄ alkyl, and 5-6 membered heteroaryl-C₁₋₄ alkyl;

each R^{f51} and R^{g51} are independently selected from H, C₁₋₆ alkyl, C₁₋₆ alkoxy, C₁₋₆ haloalkyl, C₁₋₆ haloalkoxy, C₂₋₆ alkenyl, C₂₋₆ alkynyl, C₃₋₇ cycloalkyl, phenyl, 4-7 membered heterocycloalkyl, 5-6 membered heteroaryl, C₃₋₇ cycloalkyl-C₁₋₄ alkyl, phenyl-C₁₋₄ alkyl, 4-7 membered heterocycloalkyl-C₁₋₄ alkyl, and 5-6 membered heteroaryl-C₁₋₄ alkyl;

each R^{h51} and Rⁱ⁵¹ is independently selected from H, C₁₋₆ alkyl, C₁₋₆ haloalkyl, C₂₋₆ alkenyl, C₂₋₆ alkynyl, C₃₋₇ cycloalkyl, phenyl, 4-7 membered heterocycloalkyl, 5-6 membered heteroaryl, C₃₋₇ cycloalkyl-C₁₋₄ alkyl, phenyl-C₁₋₄ alkyl, 4-7 membered heterocycloalkyl-C₁₋₄ alkyl, and 5-6 membered heteroaryl-C₁₋₄ alkyl;

each R^{j51} and R^{k51} is independently selected from OH, C₁₋₆ alkoxy, and C₁₋₆ haloalkoxy;

or any R^{j51} and R^{k51} attached to the same B atom, together with the B atom to which they are attached, form a 5- or 6-membered heterocycloalkyl group optionally substituted with 1, 2, 3, or 4 substituents independently selected from C₁₋₆ alkyl and C₁₋₆ haloalkyl;

each R^{a52}, R^{c52}, and R^{d52} is independently selected from H, C₁₋₆ alkyl, C₁₋₆ haloalkyl, C₂₋₆ alkenyl, C₂₋₆ alkynyl, C₃₋₇ cycloalkyl, phenyl, 4-7 membered heterocycloalkyl, 5-6 membered heteroaryl, C₃₋₇ cycloalkyl-C₁₋₄ alkyl, phenyl-C₁₋₄ alkyl, 4-7 membered heterocycloalkyl-C₁₋₄ alkyl, and 5-6 membered heteroaryl-C₁₋₄ alkyl, wherein said C₁₋₆ alkyl, C₂₋₆ alkenyl, C₂₋₆ alkynyl, C₁₋₆ haloalkyl, C₃₋₇ cycloalkyl, phenyl, 4-7 membered heterocycloalkyl, 5-6 membered heteroaryl, C₃₋₇ cycloalkyl-C₁₋₄ alkyl, phenyl-C₁₋₄ alkyl, 4-7 membered heterocycloalkyl-C₁₋₄ alkyl, and 5-6 membered heteroaryl-C₁₋₄ alkyl are each optionally substituted with 1, 2, 3, or 4 independently selected R^G substituents;

or, any R^{c52} and R^{d52} attached to the same N atom, together with the N atom to which they are attached, form a 5- or 6-membered heteroaryl or 4-7 membered heterocycloalkyl

group, wherein the 5- or 6-membered heteroaryl and 4-7 membered heterocycloalkyl group are each optionally substituted with 1, 2, 3, or 4 independently selected R^G substituents;

each R^{b52} is independently selected from C₁₋₆ alkyl, C₁₋₆ haloalkyl, C₂₋₆ alkenyl, C₂₋₆ alkynyl, C₃₋₇ cycloalkyl, phenyl, 4-7 membered heterocycloalkyl, 5-6 membered heteroaryl, C₃₋₇ cycloalkyl-C₁₋₄ alkyl, phenyl-C₁₋₄ alkyl, 4-7 membered heterocycloalkyl-C₁₋₄ alkyl, and 5-6 membered heteroaryl-C₁₋₄ alkyl, which are each optionally substituted with 1, 2, 3, or 4 independently selected R^G substituents;

each R^{e52} is independently selected from H, OH, CN, C₁₋₆ alkyl, C₁₋₆ alkoxy, C₁₋₆ haloalkyl, C₁₋₆ haloalkoxy, C₂₋₆ alkenyl, C₂₋₆ alkynyl, C₃₋₇ cycloalkyl, phenyl, 4-7 membered heterocycloalkyl, 5-6 membered heteroaryl, C₃₋₇ cycloalkyl-C₁₋₄ alkyl, phenyl-C₁₋₄ alkyl, 4-7 membered heterocycloalkyl-C₁₋₄ alkyl, and 5-6 membered heteroaryl-C₁₋₄ alkyl;

each R^{f52} and R^{g52} are independently selected from H, C₁₋₆ alkyl, C₁₋₆ alkoxy, C₁₋₆ haloalkyl, C₁₋₆ haloalkoxy, C₂₋₆ alkenyl, C₂₋₆ alkynyl, C₃₋₇ cycloalkyl, phenyl, 4-7 membered heterocycloalkyl, 5-6 membered heteroaryl, C₃₋₇ cycloalkyl-C₁₋₄ alkyl, phenyl-C₁₋₄ alkyl, 4-7 membered heterocycloalkyl-C₁₋₄ alkyl, and 5-6 membered heteroaryl-C₁₋₄ alkyl;

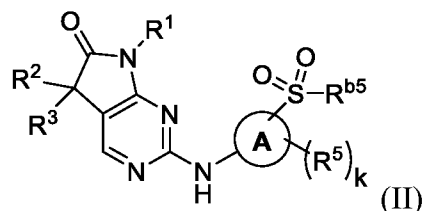
each R^{h52} and Rⁱ⁵² is independently selected from H, C₁₋₆ alkyl, C₁₋₆ haloalkyl, C₂₋₆ alkenyl, C₂₋₆ alkynyl, C₃₋₇ cycloalkyl, phenyl, 4-7 membered heterocycloalkyl, 5-6 membered heteroaryl, C₃₋₇ cycloalkyl-C₁₋₄ alkyl, phenyl-C₁₋₄ alkyl, 4-7 membered heterocycloalkyl-C₁₋₄ alkyl, and 5-6 membered heteroaryl-C₁₋₄ alkyl;

each R^{j52} and R^{k52} is independently selected from OH, C₁₋₆ alkoxy, and C₁₋₆ haloalkoxy;

or any R^{j52} and R^{k52} attached to the same B atom, together with the B atom to which they are attached, form a 5- or 6-membered heterocycloalkyl group optionally substituted with 1, 2, 3, or 4 substituents independently selected from C₁₋₆ alkyl and C₁₋₆ haloalkyl; and

each R^G is independently selected from H, D, OH, NO₂, CN, halo, C₁₋₃ alkyl, C₂₋₃ alkenyl, C₂₋₃ alkynyl, C₁₋₃ haloalkyl, cyano-C₁₋₃ alkyl, HO-C₁₋₃ alkyl, C₁₋₃ alkoxy-C₁₋₃ alkyl, C₃₋₇ cycloalkyl, C₁₋₃ alkoxy, C₁₋₃ haloalkoxy, amino, C₁₋₃ alkylamino, di(C₁₋₃ alkyl)amino, thio, C₁₋₃ alkylthio, C₁₋₃ alkylsulfinyl, C₁₋₃ alkylsulfonyl, carbamyl, C₁₋₃ alkylcarbamyl, di(C₁₋₃ alkyl)carbamyl, carboxy, C₁₋₃ alkylcarbonyl, C₁₋₃ alkoxy-carbonyl, C₁₋₃ alkylcarbonyloxy, C₁₋₃ alkylcarbonylamino, C₁₋₃ alkoxy-carbonylamino, C₁₋₃ alkylaminocarbonyloxy, C₁₋₃ alkylsulfonylamino, aminosulfonyl, C₁₋₃ alkylaminosulfonyl, di(C₁₋₃ alkyl)aminosulfonyl, aminosulfonylamino, C₁₋₃ alkylaminosulfonylamino, di(C₁₋₃ alkyl)aminosulfonylamino, aminocarbonylamino, C₁₋₃ alkylaminocarbonylamino, and di(C₁₋₃ alkyl)aminocarbonylamino.

2. The compound of claim 1, having Formula (II):



or a pharmaceutically acceptable salt thereof, wherein k is n-1.

3. The compound of claim 2, or a pharmaceutically acceptable salt thereof, wherein R¹ is selected from C₁₋₆ alkyl, C₁₋₆ haloalkyl, C₃₋₁₀ cycloalkyl, 6-10 membered aryl, 4-10 membered heterocycloalkyl, 5-10 membered heteroaryl, C₃₋₁₀ cycloalkyl-C₁₋₄ alkyl, 6-10 membered aryl-C₁₋₄ alkyl, 4-10 membered heterocycloalkyl-C₁₋₄ alkyl, and 5-10 membered heteroaryl-C₁₋₄ alkyl, each of which is optionally substituted by 1, 2, 3, 4, 5, or 6 independently selected R⁴ substituents.

4. The compound of claim 2 or 3, or a pharmaceutically acceptable salt thereof, wherein R¹ is selected from C₁₋₆ alkyl, C₁₋₆ haloalkyl, C₃₋₇ cycloalkyl, C₃₋₇ cycloalkyl-C₁₋₃ alkyl, phenyl, 4-10 membered heterocycloalkyl, and 5-6 membered heteroaryl, each of which is optionally substituted by 1 or 2 independently selected R⁴ substituents.

5. The compound of any one of claims 2-4, or a pharmaceutically acceptable salt thereof, wherein each R⁴ is independently selected from halo, CN, C₁₋₆ alkyl, C₂₋₆ alkenyl, C₂₋₆ alkynyl, C₁₋₆ haloalkyl, OR^{a4}, C(O)R^{b4}, C(O)NR^{c4}R^{d4}, C(O)OR^{a4}, OC(O)R^{b4}, OC(O)NR^{c4}R^{d4}, NR^{c4}R^{d4}, NR^{c4}C(O)R^{b4}, NR^{c4}C(O)OR^{a4}, NR^{c4}C(O)NR^{c4}R^{d4}, NR^{c4}S(O)₂R^{b4}, NR^{c4}S(O)₂NR^{c4}R^{d4}, S(O)₂R^{b4}, and S(O)₂NR^{c4}R^{d4}, wherein said C₁₋₆ alkyl, C₂₋₆ alkenyl, C₂₋₆ alkynyl, and C₁₋₆ haloalkyl are each optionally substituted with 1, 2, 3, or 4 independently selected R^{4A} substituents.

6. The compound of any one of claims 2-5, or a pharmaceutically acceptable salt thereof, wherein:

each R^{4A} is independently selected from halo, CN, NO₂, C₁₋₆ alkyl, C₂₋₆ alkenyl, C₂₋₆ alkynyl, C₁₋₆ haloalkyl, OR^{a41}, SR^{a41}, C(O)R^{b41}, C(O)NR^{c41}R^{d41}, C(O)OR^{a41}, OC(O)R^{b41}, OC(O)NR^{c41}R^{d41}, NR^{c41}R^{d41}, NR^{c41}C(O)R^{b41}, NR^{c41}C(O)OR^{a41}, NR^{c41}C(O)NR^{c41}R^{d41}, NR^{c41}S(O)₂R^{b41}, NR^{c41}S(O)₂NR^{c41}R^{d41}, S(O)₂R^{b41}, and S(O)₂NR^{c41}R^{d41};

each R^{a4} , R^{c4} , and R^{d4} is independently selected from H, C_{1-6} alkyl, C_{1-6} haloalkyl, C_{3-7} cycloalkyl, phenyl, 4-7 membered heterocycloalkyl, 5-6 membered heteroaryl, C_{3-7} cycloalkyl- C_{1-4} alkyl, phenyl- C_{1-4} alkyl, 4-7 membered heterocycloalkyl- C_{1-4} alkyl, and 5-6 membered heteroaryl- C_{1-4} alkyl, wherein said C_{1-6} alkyl, C_{1-6} haloalkyl, C_{3-7} cycloalkyl, phenyl, 4-7 membered heterocycloalkyl, 5-6 membered heteroaryl, C_{3-7} cycloalkyl- C_{1-4} alkyl, phenyl- C_{1-4} alkyl, 4-7 membered heterocycloalkyl- C_{1-4} alkyl, and 5-6 membered heteroaryl- C_{1-4} alkyl are each optionally substituted with 1, 2, 3, or 4 independently selected R^{4A} substituents;

each R^{b4} is independently selected from C_{1-6} alkyl, C_{1-6} haloalkyl, C_{3-7} cycloalkyl, phenyl, 4-7 membered heterocycloalkyl, 5-6 membered heteroaryl, C_{3-7} cycloalkyl- C_{1-4} alkyl, phenyl- C_{1-4} alkyl, 4-7 membered heterocycloalkyl- C_{1-4} alkyl, and 5-6 membered heteroaryl- C_{1-4} alkyl, which are each optionally substituted with 1, 2, 3, or 4 independently selected R^{4A} substituents;

each R^{a41} , R^{c41} , and R^{d41} is independently selected from H, C_{1-6} alkyl, and C_{1-6} haloalkyl; and

each R^{b41} is independently selected from C_{1-6} alkyl and C_{1-6} haloalkyl.

7. The compound of any one of claims 2-5, or a pharmaceutically acceptable salt thereof, wherein:

each R^{4A} is independently selected from halo, CN, C_{1-6} alkyl, C_{1-6} haloalkyl, OR^{a41} , $C(O)R^{b41}$, $C(O)NR^{c41}R^{d41}$, $C(O)OR^{a41}$, $NR^{c41}R^{d41}$, $NR^{c41}C(O)R^{b41}$, $NNR^{c41}S(O)_2R^{b41}$, $S(O)_2R^{b41}$, and $S(O)_2NR^{c41}R^{d41}$;

each R^{a4} , R^{c4} , and R^{d4} is independently selected from H, C_{1-6} alkyl and C_{1-6} haloalkyl, wherein said C_{1-6} alkyl and C_{1-6} haloalkyl are each optionally substituted with 1, 2, 3, or 4 independently selected R^{4A} substituents;

each R^{b4} is independently selected from C_{1-6} alkyl and C_{1-6} haloalkyl, which are each optionally substituted with 1, 2, 3, or 4 independently selected R^{4A} substituents;

each R^{a41} , R^{c41} , and R^{d41} is independently selected from H, C_{1-6} alkyl, and C_{1-6} haloalkyl; and

each R^{b41} is independently selected from C_{1-6} alkyl and C_{1-6} haloalkyl.

8. The compound of any one of claims 2-7, or a pharmaceutically acceptable salt thereof, wherein Ring moiety **A** is monocyclic 3-7 membered cycloalkyl or monocyclic 4-7 membered heterocycloalkyl.

9. The compound of any one of claims 2-7, or a pharmaceutically acceptable salt thereof, wherein Ring moiety **A** is monocyclic 4-7 membered heterocycloalkyl.

10. The compound of any one of claims 2-7, or a pharmaceutically acceptable salt thereof, wherein Ring moiety **A** is an azetidine ring, a pyrrolidine ring, a piperidine ring, or an azepane ring.

11. The compound of any one of claims 2-7, or a pharmaceutically acceptable salt thereof, wherein Ring moiety **A** is a piperidine ring.

12. The compound of any one of claims 2-11, or a pharmaceutically acceptable salt thereof, wherein *n* is 1 or 2.

13. The compound of any one of claims 2-12, or a pharmaceutically acceptable salt thereof, wherein each R^5 is independently selected from halo, CN, NO₂, C₁₋₆ alkyl, C₂₋₆ alkenyl, C₂₋₆ alkynyl, C₁₋₆ haloalkyl, C₃₋₇ cycloalkyl, OR^{a5}, SR^{a5}, C(O)R^{b5}, C(O)NR^{c5}R^{d5}, C(O)OR^{a5}, OC(O)R^{b5}, OC(O)NR^{c5}R^{d5}, NR^{c5}R^{d5}, NR^{c5}C(O)R^{b5}, NR^{c5}C(O)OR^{a5}, NR^{c5}C(O)NR^{c5}R^{d5}, NR^{c5}S(O)₂R^{b5}, NR^{c5}S(O)₂NR^{c5}R^{d5}, S(O)₂R^{b5}, and S(O)₂NR^{c5}R^{d5}.

14. The compound of any one of claims 2-13, or a pharmaceutically acceptable salt thereof, wherein:

each R^{a5}, R^{c5}, and R^{d5} is independently selected from H and C₁₋₆ alkyl; and

each R^{b5} is independently selected from C₁₋₆ alkyl, C₂₋₆ alkenyl, C₂₋₆ alkynyl, C₁₋₆ haloalkyl, C₃₋₇ cycloalkyl, phenyl, 4-7 membered heterocycloalkyl, 5-6 membered heteroaryl, C₃₋₇ cycloalkyl-C₁₋₄ alkyl, phenyl-C₁₋₄ alkyl, 4-7 membered heterocycloalkyl-C₁₋₄ alkyl, and 5-6 membered heteroaryl-C₁₋₄ alkyl, each of which is optionally substituted with 1 or 2 independently selected R^{5A} substituents.

15. The compound of any one of claims 2-12, or a pharmaceutically acceptable salt thereof, wherein each R^5 is independently selected from halo and C₁₋₆ alkyl.

16. The compound of any one of claims 2-14, or a pharmaceutically acceptable salt thereof, wherein each R^{b5} is independently selected from C₁₋₆ alkyl, C₁₋₆ haloalkyl, C₂₋₆ alkenyl, C₂₋₆ alkynyl, C₃₋₇ cycloalkyl, phenyl, 4-7 membered heterocycloalkyl, 5-6 membered

heteroaryl, C₃₋₇ cycloalkyl-C₁₋₄ alkyl, phenyl-C₁₋₄ alkyl, 4-7 membered heterocycloalkyl-C₁₋₄ alkyl, and 5-6 membered heteroaryl-C₁₋₄ alkyl, which are each optionally substituted with 1, 2, 3, or 4 independently selected R^{5A} substituents.

17. The compound of any one of claims 2-14, or a pharmaceutically acceptable salt thereof, wherein R^{b5} is selected from C₁₋₆ alkyl, C₃₋₆ cycloalkyl, phenyl, 4-6 membered heterocycloalkyl, and 5-6 membered heteroaryl, each of which is optionally substituted by 1 or 2 R^{5A} substituents independently selected from halo, C₁₋₆ alkyl, and 4-6 membered heterocycloalkyl, wherein said 4-6 membered heterocycloalkyl is optionally substituted by 1 or 2 R^{5B} substituents independently selected from C₁₋₃ alkyl.

18. The compound of any one of claims 2-12, or a pharmaceutically acceptable salt thereof, wherein:

each R⁵ is independently selected from halo, C₁₋₃ alkyl, C₁₋₃ haloalkyl, OR^{a5}, and NR^{c5}R^{d5};

each R^{a5}, R^{c5}, and R^{d5} is independently selected from H and C₁₋₆ alkyl;

R^{b5} is selected from C₁₋₆ alkyl, C₂₋₆ alkenyl, C₂₋₆ alkynyl, C₁₋₆ haloalkyl, C₃₋₇ cycloalkyl, phenyl, 4-7 membered heterocycloalkyl, 5-6 membered heteroaryl, C₃₋₇ cycloalkyl-C₁₋₄ alkyl, phenyl-C₁₋₄ alkyl, 4-7 membered heterocycloalkyl-C₁₋₄ alkyl, and 5-6 membered heteroaryl-C₁₋₄ alkyl, each of which is optionally substituted with 1 or 2 independently selected R^{5A} substituents;

each R^{5A} is independently selected from halo, CN, C₁₋₆ alkyl, C₁₋₆ haloalkyl, C₃₋₇ cycloalkyl, phenyl, 4-7 membered heterocycloalkyl, 5-6 membered heteroaryl, OR^{a51}, SR^{a51}, C(O)R^{b51}, C(O)NR^{c51}R^{d51}, C(O)OR^{a51}, OC(O)R^{b51}, OC(O)NR^{c51}R^{d51}, NR^{c51}R^{d51}, NR^{c51}C(O)R^{b51}, NR^{c51}C(O)OR^{a51}, NR^{c51}C(O)NR^{c51}R^{d51}, NR^{c51}S(O)₂R^{b51}, NR^{c51}S(O)₂NR^{c51}R^{d51}, S(O)₂R^{b51}, and S(O)₂NR^{c51}R^{d51}, wherein said C₁₋₆ alkyl, C₁₋₆ haloalkyl, C₃₋₇ cycloalkyl, phenyl, 4-7 membered heterocycloalkyl, and 5-6 membered heteroaryl are each optionally substituted with 1 or 2 independently selected R^{5B} substituents;

each R^{a51}, R^{c51}, and R^{d51} is independently selected from H, C₁₋₆ alkyl, and C₁₋₆ haloalkyl, wherein said C₁₋₆ alkyl and C₁₋₆ haloalkyl are each optionally substituted with 1 or 2 independently selected R^{5B} substituents;

each R^{b51} is independently selected from C₁₋₆ alkyl and C₁₋₆ haloalkyl, which are each optionally substituted with 1 or 2 independently selected R^{5B} substituents; and

each R^{5B} is independently selected from halo, CN, C₁₋₆ alkyl, and C₁₋₆ haloalkyl.

19. The compound of any one of claims 2-12, or a pharmaceutically acceptable salt thereof, wherein:

each R^5 is independently selected from halo and C_{1-3} alkyl;

R^{b5} is selected from C_{1-6} alkyl, C_{1-6} haloalkyl, C_{3-7} cycloalkyl, phenyl, 4-7 membered heterocycloalkyl, and 5-6 membered heteroaryl, each of which is optionally substituted with 1 or 2 independently selected R^{5A} substituents;

each R^{5A} is independently selected from halo, C_{1-6} alkyl, and 4-7 membered heterocycloalkyl, wherein said C_{1-6} alkyl and 4-7 membered heterocycloalkyl are each optionally substituted with 1 or 2 independently selected R^{5B} substituents; and

each R^{5B} is independently selected from C_{1-6} alkyl.

20. The compound of claim 2, or a pharmaceutically acceptable salt thereof, wherein:

n is an integer selected from 0, 1, 2, 3, 4, 5, and 6;

Ring moiety **A** is a 3-10 membered cycloalkyl or 4-10 membered heterocycloalkyl, wherein Ring moiety **A** is attached to the NH group of Formula (I) at a saturated or partially saturated ring of said 3-10 membered cycloalkyl or 4-10 membered heterocycloalkyl, wherein Ring moiety **A** does not comprise an aromatic ring;

R^1 is selected from C_{1-6} alkyl, C_{1-6} haloalkyl, C_{3-7} cycloalkyl, phenyl, 4-7 membered heterocycloalkyl, 5-6 membered heteroaryl, C_{3-7} cycloalkyl- C_{1-4} alkyl, phenyl- C_{1-4} alkyl, 4-7 membered heterocycloalkyl- C_{1-4} alkyl, and 5-6 membered heteroaryl- C_{1-4} alkyl, each of which is optionally substituted by 1, 2, 3, or 4 independently selected R^4 substituents;

R^2 and R^3 are each independently selected from C_{1-6} alkyl and C_{1-6} haloalkyl;

or R^2 and R^3 , together with the carbon atom to which they are attached, form Ring **B**;

Ring **B** is a 3-7 membered cycloalkyl ring or a 4-7 membered heterocycloalkyl ring, each of which is optionally substituted by 1, 2, 3, or 4 independently selected R^G substituents;

each R^4 is independently selected from D, halo, CN, NO_2 , C_{1-6} alkyl, C_{2-6} alkenyl, C_{2-6} alkynyl, C_{1-6} haloalkyl, C_{3-7} cycloalkyl, phenyl, 4-7 membered heterocycloalkyl, 5-6 membered heteroaryl, C_{3-7} cycloalkyl- C_{1-4} alkyl, phenyl- C_{1-4} alkyl, 4-7 membered heterocycloalkyl- C_{1-4} alkyl, 5-6 membered heteroaryl- C_{1-4} alkyl, OR^{a4} , SR^{a4} , $C(O)R^{b4}$, $C(O)NR^{c4}R^{d4}$, $C(O)OR^{a4}$, $OC(O)R^{b4}$, $OC(O)NR^{c4}R^{d4}$, $NR^{c4}R^{d4}$, $NR^{c4}C(O)R^{b4}$, $NR^{c4}C(O)OR^{a4}$, $NR^{c4}C(O)NR^{c4}R^{d4}$, $NR^{c4}S(O)_2R^{b4}$, $NR^{c4}S(O)_2NR^{c4}R^{d4}$, $S(O)_2R^{b4}$, and $S(O)_2NR^{c4}R^{d4}$, wherein said C_{1-6} alkyl, C_{2-6} alkenyl, C_{2-6} alkynyl, C_{1-6} haloalkyl, C_{3-7} cycloalkyl, phenyl, 4-7 membered heterocycloalkyl, 5-6 membered heteroaryl, C_{3-7}

cycloalkyl-C₁₋₄ alkyl, phenyl-C₁₋₄ alkyl, 4-7 membered heterocycloalkyl-C₁₋₄ alkyl, and 5-6 membered heteroaryl-C₁₋₄ alkyl are each optionally substituted with 1, 2, 3, or 4 independently selected R^{4A} substituents;

each R^{4A} is independently selected from D, halo, CN, NO₂, C₁₋₆ alkyl, C₂₋₆ alkenyl, C₂₋₆ alkynyl, C₁₋₆ haloalkyl, C₃₋₇ cycloalkyl, phenyl, 4-7 membered heterocycloalkyl, 5-6 membered heteroaryl, C₃₋₇ cycloalkyl-C₁₋₄ alkyl, phenyl-C₁₋₄ alkyl, 4-7 membered heterocycloalkyl-C₁₋₄ alkyl, 5-6 membered heteroaryl-C₁₋₄ alkyl, OR^{a41}, SR^{a41}, C(O)R^{b41}, C(O)NR^{c41}R^{d41}, C(O)OR^{a41}, OC(O)R^{b41}, OC(O)NR^{c41}R^{d41}, NR^{c41}R^{d41}, NR^{c41}C(O)R^{b41}, NR^{c41}C(O)OR^{a41}, NR^{c41}C(O)NR^{c41}R^{d41}, NR^{c41}S(O)₂R^{b41}, NR^{c41}S(O)₂NR^{c41}R^{d41}, S(O)₂R^{b41}, and S(O)₂NR^{c41}R^{d41}, wherein said C₁₋₆ alkyl, C₂₋₆ alkenyl, C₂₋₆ alkynyl, C₁₋₆ haloalkyl, C₃₋₇ cycloalkyl, phenyl, 4-7 membered heterocycloalkyl, 5-6 membered heteroaryl, C₃₋₇ cycloalkyl-C₁₋₄ alkyl, phenyl-C₁₋₄ alkyl, 4-7 membered heterocycloalkyl-C₁₋₄ alkyl, and 5-6 membered heteroaryl-C₁₋₄ alkyl are each optionally substituted with 1, 2, 3, or 4 independently selected R^{4B} substituents;

each R^{4B} is independently selected from halo, CN, NO₂, C₁₋₆ alkyl, C₂₋₆ alkenyl, C₂₋₆ alkynyl, C₁₋₆ haloalkyl, OR^{a42}, SR^{a42}, C(O)R^{b42}, C(O)NR^{c42}R^{d42}, C(O)OR^{a42}, OC(O)R^{b42}, OC(O)NR^{c42}R^{d42}, NR^{c42}R^{d42}, NR^{c42}C(O)R^{b42}, NR^{c42}C(O)OR^{a42}, NR^{c42}C(O)NR^{c42}R^{d42}, NR^{c42}S(O)₂R^{b42}, NR^{c42}S(O)₂NR^{c42}R^{d42}, S(O)₂R^{b42}, and S(O)₂NR^{c42}R^{d42}, wherein said C₁₋₆ alkyl, C₂₋₆ alkenyl, C₂₋₆ alkynyl, and C₁₋₆ haloalkyl are each optionally substituted with 1, 2, 3, or 4 independently selected R^G substituents;

each R^{a4}, R^{c4}, and R^{d4} is independently selected from H, C₁₋₆ alkyl, C₁₋₆ haloalkyl, C₂₋₆ alkenyl, C₂₋₆ alkynyl, C₃₋₇ cycloalkyl, phenyl, 4-7 membered heterocycloalkyl, 5-6 membered heteroaryl, C₃₋₇ cycloalkyl-C₁₋₄ alkyl, phenyl-C₁₋₄ alkyl, 4-7 membered heterocycloalkyl-C₁₋₄ alkyl, and 5-6 membered heteroaryl-C₁₋₄ alkyl, wherein said C₁₋₆ alkyl, C₁₋₆ haloalkyl, C₂₋₆ alkenyl, C₂₋₆ alkynyl, C₃₋₇ cycloalkyl, phenyl, 4-7 membered heterocycloalkyl, 5-6 membered heteroaryl, C₃₋₇ cycloalkyl-C₁₋₄ alkyl, phenyl-C₁₋₄ alkyl, 4-7 membered heterocycloalkyl-C₁₋₄ alkyl, and 5-6 membered heteroaryl-C₁₋₄ alkyl are each optionally substituted with 1, 2, 3, or 4 independently selected R^{4A} substituents;

or, any R^{c4} and R^{d4} attached to the same N atom, together with the N atom to which they are attached, form a 5- or 6-membered heteroaryl or a 4-7 membered heterocycloalkyl group, wherein the 5- or 6-membered heteroaryl and 4-7 membered heterocycloalkyl group are each optionally substituted with 1, 2, 3, or 4 independently selected R^{4A} substituents;

each R^{b4} is independently selected from C₁₋₆ alkyl, C₁₋₆ haloalkyl, C₂₋₆ alkenyl, C₂₋₆ alkynyl, C₃₋₇ cycloalkyl, phenyl, 4-7 membered heterocycloalkyl, 5-6 membered heteroaryl,

C₃₋₇ cycloalkyl-C₁₋₄ alkyl, phenyl-C₁₋₄ alkyl, 4-7 membered heterocycloalkyl-C₁₋₄ alkyl, and 5-6 membered heteroaryl-C₁₋₄ alkyl, which are each optionally substituted with 1, 2, 3, or 4 independently selected R^{4A} substituents;

each R^{a41}, R^{c41}, and R^{d41} is independently selected from H, C₁₋₆ alkyl, C₁₋₆ haloalkyl, C₂₋₆ alkenyl, C₂₋₆ alkynyl, C₃₋₇ cycloalkyl, phenyl, 4-7 membered heterocycloalkyl, 5-6 membered heteroaryl, C₃₋₇ cycloalkyl-C₁₋₄ alkyl, phenyl-C₁₋₄ alkyl, 4-7 membered heterocycloalkyl-C₁₋₄ alkyl, and 5-6 membered heteroaryl-C₁₋₄ alkyl, wherein said C₁₋₆ alkyl, C₂₋₆ alkenyl, C₂₋₆ alkynyl, C₁₋₆ haloalkyl, C₃₋₇ cycloalkyl, phenyl, 4-7 membered heterocycloalkyl, 5-6 membered heteroaryl, C₃₋₇ cycloalkyl-C₁₋₄ alkyl, phenyl-C₁₋₄ alkyl, 4-7 membered heterocycloalkyl-C₁₋₄ alkyl, and 5-6 membered heteroaryl-C₁₋₄ alkyl are each optionally substituted with 1, 2, 3, or 4 independently selected R^{4B} substituents;

each R^{b41} is independently selected from C₁₋₆ alkyl, C₁₋₆ haloalkyl, C₂₋₆ alkenyl, C₂₋₆ alkynyl, C₃₋₇ cycloalkyl, phenyl, 4-7 membered heterocycloalkyl, 5-6 membered heteroaryl, C₃₋₇ cycloalkyl-C₁₋₄ alkyl, phenyl-C₁₋₄ alkyl, 4-7 membered heterocycloalkyl-C₁₋₄ alkyl, and 5-6 membered heteroaryl-C₁₋₄ alkyl, which are each optionally substituted with 1, 2, 3, or 4 independently selected R^{4B} substituents;

each R^{a42}, R^{c42}, and R^{d42} is independently selected from H, C₁₋₆ alkyl, and C₁₋₆ haloalkyl, wherein said C₁₋₆ alkyl and C₁₋₆ haloalkyl are each optionally substituted with 1, 2, 3, or 4 independently selected R^G substituents;

each R^{b42} is independently selected from C₁₋₆ alkyl and C₁₋₆ haloalkyl, which are each optionally substituted with 1, 2, 3, or 4 independently selected R^G substituents;

each R⁵ is independently selected from halo, CN, NO₂, C₁₋₆ alkyl, C₂₋₆ alkenyl, C₂₋₆ alkynyl, C₁₋₆ haloalkyl, C₃₋₇ cycloalkyl, phenyl, 4-7 membered heterocycloalkyl, 5-6 membered heteroaryl, C₃₋₇ cycloalkyl-C₁₋₄ alkyl, phenyl-C₁₋₄ alkyl, 4-7 membered heterocycloalkyl-C₁₋₄ alkyl, 5-6 membered heteroaryl-C₁₋₄ alkyl, OR^{a5}, SR^{a5}, C(O)R^{b5}, C(O)NR^{c5}R^{d5}, C(O)OR^{a5}, OC(O)R^{b5}, OC(O)NR^{c5}R^{d5}, NR^{c5}R^{d5}, NR^{c5}C(O)R^{b5}, NR^{c5}C(O)OR^{a5}, NR^{c5}C(O)NR^{c5}R^{d5}, NR^{c5}S(O)₂R^{b5}, NR^{c5}S(O)₂NR^{c5}R^{d5}, S(O)₂R^{b5}, and S(O)₂NR^{c5}R^{d5}, wherein said C₁₋₆ alkyl, C₂₋₆ alkenyl, C₂₋₆ alkynyl, C₁₋₆ haloalkyl, C₃₋₇ cycloalkyl, phenyl, 4-7 membered heterocycloalkyl, 5-6 membered heteroaryl, C₃₋₇ cycloalkyl-C₁₋₄ alkyl, phenyl-C₁₋₄ alkyl, 4-7 membered heterocycloalkyl-C₁₋₄ alkyl, and 5-6 membered heteroaryl-C₁₋₄ alkyl are each optionally substituted with 1, 2, 3, or 4 independently selected R^{5A} substituents.

each R^{5A} is independently selected from D, halo, CN, NO₂, C₁₋₆ alkyl, C₂₋₆ alkenyl, C₂₋₆ alkynyl, C₁₋₆ haloalkyl, C₃₋₇ cycloalkyl, phenyl, 4-7 membered heterocycloalkyl, 5-6

membered heteroaryl, C₃₋₇ cycloalkyl-C₁₋₄ alkyl, phenyl-C₁₋₄ alkyl, 4-7 membered heterocycloalkyl-C₁₋₄ alkyl, 5-6 membered heteroaryl-C₁₋₄ alkyl, OR^{a51}, SR^{a51}, C(O)R^{b51}, C(O)NR^{c51}R^{d51}, C(O)OR^{a51}, OC(O)R^{b51}, OC(O)NR^{c51}R^{d51}, NR^{c51}R^{d51}, NR^{c51}C(O)R^{b51}, NR^{c51}C(O)OR^{a51}, NR^{c51}C(O)NR^{c51}R^{d51}, NR^{c51}S(O)₂R^{b51}, NR^{c51}S(O)₂NR^{c51}R^{d51}, S(O)₂R^{b51}, and S(O)₂NR^{c51}R^{d51}, wherein said C₁₋₆ alkyl, C₂₋₆ alkenyl, C₂₋₆ alkynyl, C₁₋₆ haloalkyl, C₃₋₇ cycloalkyl, phenyl, 4-7 membered heterocycloalkyl, 5-6 membered heteroaryl, C₃₋₇ cycloalkyl-C₁₋₄ alkyl, phenyl-C₁₋₄ alkyl, 4-7 membered heterocycloalkyl-C₁₋₄ alkyl, and 5-6 membered heteroaryl-C₁₋₄ alkyl are each optionally substituted with 1, 2, 3, or 4 independently selected R^{5B} substituents;

each R^{5B} is independently selected from halo, CN, NO₂, C₁₋₆ alkyl, C₂₋₆ alkenyl, C₂₋₆ alkynyl, C₁₋₆ haloalkyl, OR^{a52}, SR^{a52}, C(O)R^{b52}, C(O)NR^{c52}R^{d52}, C(O)OR^{a52}, OC(O)R^{b52}, OC(O)NR^{c52}R^{d52}, NR^{c52}R^{d52}, NR^{c52}C(O)R^{b52}, NR^{c52}C(O)OR^{a52}, NR^{c52}C(O)NR^{c52}R^{d52}, NR^{c52}S(O)₂R^{b52}, NR^{c52}S(O)₂NR^{c52}R^{d52}, S(O)₂R^{b52}, and S(O)₂NR^{c52}R^{d52}, wherein said C₁₋₆ alkyl, C₂₋₆ alkenyl, C₂₋₆ alkynyl, and C₁₋₆ haloalkyl are each optionally substituted with 1, 2, 3, or 4 independently selected R^G substituents;

each R^{a5}, R^{c5}, and R^{d5} is independently selected from H, C₁₋₆ alkyl, C₁₋₆ haloalkyl, C₂₋₆ alkenyl, C₂₋₆ alkynyl, C₃₋₇ cycloalkyl, phenyl, 4-7 membered heterocycloalkyl, 5-6 membered heteroaryl, C₃₋₇ cycloalkyl-C₁₋₄ alkyl, phenyl-C₁₋₄ alkyl, 4-7 membered heterocycloalkyl-C₁₋₄ alkyl, and 5-6 membered heteroaryl-C₁₋₄ alkyl, wherein said C₁₋₆ alkyl, C₁₋₆ haloalkyl, C₂₋₆ alkenyl, C₂₋₆ alkynyl, C₃₋₇ cycloalkyl, phenyl, 4-7 membered heterocycloalkyl, 5-6 membered heteroaryl, C₃₋₇ cycloalkyl-C₁₋₄ alkyl, phenyl-C₁₋₄ alkyl, 4-7 membered heterocycloalkyl-C₁₋₄ alkyl, and 5-6 membered heteroaryl-C₁₋₄ alkyl are each optionally substituted with 1, 2, 3, or 4 independently selected R^{5A} substituents;

or, any R^{c5} and R^{d5} attached to the same N atom, together with the N atom to which they are attached, form a 5- or 6-membered heteroaryl or a 4-7 membered heterocycloalkyl group, wherein the 5- or 6-membered heteroaryl and 4-7 membered heterocycloalkyl group are each optionally substituted with 1, 2, 3, or 4 independently selected R^{5A} substituents;

each R^{b5} is independently selected from C₁₋₆ alkyl, C₁₋₆ haloalkyl, C₂₋₆ alkenyl, C₂₋₆ alkynyl, C₃₋₇ cycloalkyl, phenyl, 4-7 membered heterocycloalkyl, 5-6 membered heteroaryl, C₃₋₇ cycloalkyl-C₁₋₄ alkyl, phenyl-C₁₋₄ alkyl, 4-7 membered heterocycloalkyl-C₁₋₄ alkyl, and 5-6 membered heteroaryl-C₁₋₄ alkyl, which are each optionally substituted with 1, 2, 3, or 4 independently selected R^{5A} substituents;

each R^{a51}, R^{c51}, and R^{d51} is independently selected from H, C₁₋₆ alkyl, C₁₋₆ haloalkyl, C₂₋₆ alkenyl, C₂₋₆ alkynyl, C₃₋₇ cycloalkyl, phenyl, 4-7 membered heterocycloalkyl, 5-6

membered heteroaryl, C₃₋₇ cycloalkyl-C₁₋₄ alkyl, phenyl-C₁₋₄ alkyl, 4-7 membered heterocycloalkyl-C₁₋₄ alkyl, and 5-6 membered heteroaryl-C₁₋₄ alkyl, wherein said C₁₋₆ alkyl, C₂₋₆ alkenyl, C₂₋₆ alkynyl, C₁₋₆ haloalkyl, C₃₋₇ cycloalkyl, phenyl, 4-7 membered heterocycloalkyl, 5-6 membered heteroaryl, C₃₋₇ cycloalkyl-C₁₋₄ alkyl, phenyl-C₁₋₄ alkyl, 4-7 membered heterocycloalkyl-C₁₋₄ alkyl, and 5-6 membered heteroaryl-C₁₋₄ alkyl are each optionally substituted with 1, 2, 3, or 4 independently selected R^{5B} substituents;

each R^{b51} is independently selected from C₁₋₆ alkyl, C₁₋₆ haloalkyl, C₂₋₆ alkenyl, C₂₋₆ alkynyl, C₃₋₇ cycloalkyl, phenyl, 4-7 membered heterocycloalkyl, 5-6 membered heteroaryl, C₃₋₇ cycloalkyl-C₁₋₄ alkyl, phenyl-C₁₋₄ alkyl, 4-7 membered heterocycloalkyl-C₁₋₄ alkyl, and 5-6 membered heteroaryl-C₁₋₄ alkyl, which are each optionally substituted with 1, 2, 3, or 4 independently selected R^{5B} substituents;

each R^{a52}, R^{c52}, and R^{d52} is independently selected from H, C₁₋₆ alkyl, and C₁₋₆ haloalkyl, wherein said C₁₋₆ alkyl and C₁₋₆ haloalkyl are each optionally substituted with 1, 2, 3, or 4 independently selected R^G substituents;

each R^{b52} is independently selected from C₁₋₆ alkyl and C₁₋₆ haloalkyl, which are each optionally substituted with 1, 2, 3, or 4 independently selected R^G substituents; and

each R^G is independently selected from OH, NO₂, CN, halo, C₁₋₃ alkyl, C₂₋₃ alkenyl, C₂₋₃ alkynyl, C₁₋₃ haloalkyl, cyano-C₁₋₃ alkyl, HO-C₁₋₃ alkyl, C₁₋₃ alkoxy-C₁₋₃ alkyl, C₃₋₇ cycloalkyl, C₁₋₃ alkoxy, C₁₋₃ haloalkoxy, amino, C₁₋₃ alkylamino, di(C₁₋₃ alkyl)amino, thio, C₁₋₃ alkylthio, C₁₋₃ alkylsulfinyl, C₁₋₃ alkylsulfonyl, carbamyl, C₁₋₃ alkylcarbamyl, di(C₁₋₃ alkyl)carbamyl, carboxy, C₁₋₃ alkylcarbonyl, C₁₋₃ alkoxy carbonyl, C₁₋₃ alkylcarbonyloxy, C₁₋₃ alkylcarbonylamino, C₁₋₃ alkoxy carbonylamino, C₁₋₃ alkylaminocarbonyloxy, C₁₋₃ alkylsulfonylamino, aminosulfonyl, C₁₋₃ alkylaminosulfonyl, di(C₁₋₃ alkyl)aminosulfonyl, aminosulfonylamino, C₁₋₃ alkylaminosulfonylamino, di(C₁₋₃ alkyl)aminosulfonylamino, aminocarbonylamino, C₁₋₃ alkylaminocarbonylamino, and di(C₁₋₃ alkyl)aminocarbonylamino.

21. The compound of claim 2, or a pharmaceutically acceptable salt thereof, wherein:

n is an integer selected from 0, 1, 2, 3, or 4;

Ring moiety **A** is a 4-10 membered heterocycloalkyl, wherein Ring moiety **A** is attached to the NH group of Formula (I) at a saturated or partially saturated ring of said 3-10 membered cycloalkyl or 4-10 membered heterocycloalkyl, wherein Ring moiety **A** does not comprise an aromatic ring;

R^1 is selected from C_{1-6} alkyl, C_{1-6} haloalkyl, C_{3-10} cycloalkyl, phenyl, 4-10 membered heterocycloalkyl, 5-10 membered heteroaryl, C_{3-10} cycloalkyl- C_{1-4} alkyl, phenyl- C_{1-4} alkyl, 4-10 membered heterocycloalkyl- C_{1-4} alkyl, and 5-10 membered heteroaryl- C_{1-4} alkyl, each of which is optionally substituted by 1, 2, 3, or 4 independently selected R^4 substituents;

R^2 and R^3 are each independently selected from C_{1-6} alkyl and C_{1-6} haloalkyl;

or R^2 and R^3 , together with the carbon atom to which they are attached, form Ring **B**;

Ring **B** is a 3-7 membered cycloalkyl ring, which is optionally substituted by 1, 2, 3, or 4 independently selected R^G substituents;

each R^4 is independently selected from D, halo, CN, NO_2 , C_{1-6} alkyl, C_{2-6} alkenyl, C_{2-6} alkynyl, C_{1-6} haloalkyl, C_{3-7} cycloalkyl, phenyl, 4-7 membered heterocycloalkyl, 5-6 membered heteroaryl, C_{3-7} cycloalkyl- C_{1-4} alkyl, phenyl- C_{1-4} alkyl, 4-7 membered heterocycloalkyl- C_{1-4} alkyl, 5-6 membered heteroaryl- C_{1-4} alkyl, OR^{a4} , SR^{a4} , $C(O)R^{b4}$, $C(O)NR^{c4}R^{d4}$, $C(O)OR^{a4}$, $OC(O)R^{b4}$, $OC(O)NR^{c4}R^{d4}$, $NR^{c4}R^{d4}$, $NR^{c4}C(O)R^{b4}$, $NR^{c4}C(O)OR^{a4}$, $NR^{c4}C(O)NR^{c4}R^{d4}$, $NR^{c4}S(O)_2R^{b4}$, $NR^{c4}S(O)_2NR^{c4}R^{d4}$, $S(O)_2R^{b4}$, and $S(O)_2NR^{c4}R^{d4}$, wherein said C_{1-6} alkyl, C_{2-6} alkenyl, C_{2-6} alkynyl, C_{1-6} haloalkyl, C_{3-7} cycloalkyl, phenyl, 4-7 membered heterocycloalkyl, 5-6 membered heteroaryl, C_{3-7} cycloalkyl- C_{1-4} alkyl, phenyl- C_{1-4} alkyl, 4-7 membered heterocycloalkyl- C_{1-4} alkyl, and 5-6 membered heteroaryl- C_{1-4} alkyl are each optionally substituted with 1, 2, 3, or 4 independently selected R^{4A} substituents;

each R^{4A} is independently selected from D, halo, CN, NO_2 , C_{1-6} alkyl, C_{2-6} alkenyl, C_{2-6} alkynyl, C_{1-6} haloalkyl, C_{3-7} cycloalkyl, phenyl, 4-7 membered heterocycloalkyl, 5-6 membered heteroaryl, C_{3-7} cycloalkyl- C_{1-4} alkyl, phenyl- C_{1-4} alkyl, 4-7 membered heterocycloalkyl- C_{1-4} alkyl, 5-6 membered heteroaryl- C_{1-4} alkyl, OR^{a41} , SR^{a41} , $C(O)R^{b41}$, $C(O)NR^{c41}R^{d41}$, $C(O)OR^{a41}$, $OC(O)R^{b41}$, $OC(O)NR^{c41}R^{d41}$, $NR^{c41}R^{d41}$, $NR^{c41}C(O)R^{b41}$, $NR^{c41}C(O)OR^{a41}$, $NR^{c41}C(O)NR^{c41}R^{d41}$, $NR^{c41}S(O)_2R^{b41}$, $NR^{c41}S(O)_2NR^{c41}R^{d41}$, $S(O)_2R^{b41}$, and $S(O)_2NR^{c41}R^{d41}$, wherein said C_{1-6} alkyl, C_{2-6} alkenyl, C_{2-6} alkynyl, C_{1-6} haloalkyl, C_{3-7} cycloalkyl, phenyl, 4-7 membered heterocycloalkyl, 5-6 membered heteroaryl, C_{3-7} cycloalkyl- C_{1-4} alkyl, phenyl- C_{1-4} alkyl, 4-7 membered heterocycloalkyl- C_{1-4} alkyl, and 5-6 membered heteroaryl- C_{1-4} alkyl are each optionally substituted with 1, 2, 3, or 4 independently selected R^{4B} substituents;

each R^{4B} is independently selected from halo, CN, NO_2 , C_{1-6} alkyl, C_{2-6} alkenyl, C_{2-6} alkynyl, C_{1-6} haloalkyl, OR^{a42} , SR^{a42} , $C(O)R^{b42}$, $C(O)NR^{c42}R^{d42}$, $C(O)OR^{a42}$, $OC(O)R^{b42}$, $OC(O)NR^{c42}R^{d42}$, $NR^{c42}R^{d42}$, $NR^{c42}C(O)R^{b42}$, $NR^{c42}C(O)OR^{a42}$, $NR^{c42}C(O)NR^{c42}R^{d42}$, $NR^{c42}S(O)_2R^{b42}$, $NR^{c42}S(O)_2NR^{c42}R^{d42}$, $S(O)_2R^{b42}$, and $S(O)_2NR^{c42}R^{d42}$, wherein said C_{1-6}

alkyl, C₂₋₆ alkenyl, C₂₋₆ alkynyl, and C₁₋₆ haloalkyl are each optionally substituted with 1, 2, 3, or 4 independently selected R^G substituents;

each R^{a4}, R^{c4}, and R^{d4} is independently selected from H, C₁₋₆ alkyl, C₁₋₆ haloalkyl, C₂₋₆ alkenyl, C₂₋₆ alkynyl, C₃₋₇ cycloalkyl, phenyl, 4-7 membered heterocycloalkyl, 5-6 membered heteroaryl, C₃₋₇ cycloalkyl-C₁₋₄ alkyl, phenyl-C₁₋₄ alkyl, 4-7 membered heterocycloalkyl-C₁₋₄ alkyl, and 5-6 membered heteroaryl-C₁₋₄ alkyl, wherein said C₁₋₆ alkyl, C₁₋₆ haloalkyl, C₂₋₆ alkenyl, C₂₋₆ alkynyl, C₃₋₇ cycloalkyl, phenyl, 4-7 membered heterocycloalkyl, 5-6 membered heteroaryl, C₃₋₇ cycloalkyl-C₁₋₄ alkyl, phenyl-C₁₋₄ alkyl, 4-7 membered heterocycloalkyl-C₁₋₄ alkyl, and 5-6 membered heteroaryl-C₁₋₄ alkyl are each optionally substituted with 1, 2, 3, or 4 independently selected R^{4A} substituents;

or, any R^{c4} and R^{d4} attached to the same N atom, together with the N atom to which they are attached, form a 5- or 6-membered heteroaryl or a 4-7 membered heterocycloalkyl group, wherein the 5- or 6-membered heteroaryl and 4-7 membered heterocycloalkyl group are each optionally substituted with 1, 2, 3, or 4 independently selected R^{4A} substituents;

each R^{b4} is independently selected from C₁₋₆ alkyl, C₁₋₆ haloalkyl, C₂₋₆ alkenyl, C₂₋₆ alkynyl, C₃₋₇ cycloalkyl, phenyl, 4-7 membered heterocycloalkyl, 5-6 membered heteroaryl, C₃₋₇ cycloalkyl-C₁₋₄ alkyl, phenyl-C₁₋₄ alkyl, 4-7 membered heterocycloalkyl-C₁₋₄ alkyl, and 5-6 membered heteroaryl-C₁₋₄ alkyl, which are each optionally substituted with 1, 2, 3, or 4 independently selected R^{4A} substituents;

each R^{a41}, R^{c41}, and R^{d41} is independently selected from H, C₁₋₆ alkyl, C₁₋₆ haloalkyl, C₂₋₆ alkenyl, C₂₋₆ alkynyl, C₃₋₇ cycloalkyl, phenyl, 4-7 membered heterocycloalkyl, 5-6 membered heteroaryl, C₃₋₇ cycloalkyl-C₁₋₄ alkyl, phenyl-C₁₋₄ alkyl, 4-7 membered heterocycloalkyl-C₁₋₄ alkyl, and 5-6 membered heteroaryl-C₁₋₄ alkyl, wherein said C₁₋₆ alkyl, C₂₋₆ alkenyl, C₂₋₆ alkynyl, C₁₋₆ haloalkyl, C₃₋₇ cycloalkyl, phenyl, 4-7 membered heterocycloalkyl, 5-6 membered heteroaryl, C₃₋₇ cycloalkyl-C₁₋₄ alkyl, phenyl-C₁₋₄ alkyl, 4-7 membered heterocycloalkyl-C₁₋₄ alkyl, and 5-6 membered heteroaryl-C₁₋₄ alkyl are each optionally substituted with 1, 2, 3, or 4 independently selected R^{4B} substituents;

each R^{b41} is independently selected from C₁₋₆ alkyl, C₁₋₆ haloalkyl, C₂₋₆ alkenyl, C₂₋₆ alkynyl, C₃₋₇ cycloalkyl, phenyl, 4-7 membered heterocycloalkyl, 5-6 membered heteroaryl, C₃₋₇ cycloalkyl-C₁₋₄ alkyl, phenyl-C₁₋₄ alkyl, 4-7 membered heterocycloalkyl-C₁₋₄ alkyl, and 5-6 membered heteroaryl-C₁₋₄ alkyl, which are each optionally substituted with 1, 2, 3, or 4 independently selected R^{4B} substituents;

each R^{a42} , R^{c42} , and R^{d42} is independently selected from H, C_{1-6} alkyl, and C_{1-6} haloalkyl, wherein said C_{1-6} alkyl and C_{1-6} haloalkyl are each optionally substituted with 1, 2, 3, or 4 independently selected R^G substituents;

each R^{b42} is independently selected from C_{1-6} alkyl and C_{1-6} haloalkyl, which are each optionally substituted with 1, 2, 3, or 4 independently selected R^G substituents;

each R^5 is independently selected from halo, CN, NO_2 , C_{1-6} alkyl, C_{2-6} alkenyl, C_{2-6} alkynyl, C_{1-6} haloalkyl, C_{3-7} cycloalkyl, phenyl, 4-7 membered heterocycloalkyl, 5-6 membered heteroaryl, C_{3-7} cycloalkyl- C_{1-4} alkyl, phenyl- C_{1-4} alkyl, 4-7 membered heterocycloalkyl- C_{1-4} alkyl, 5-6 membered heteroaryl- C_{1-4} alkyl, OR^{a5} , SR^{a5} , $C(O)R^{b5}$, $C(O)NR^{c5}R^{d5}$, $C(O)OR^{a5}$, $OC(O)R^{b5}$, $OC(O)NR^{c5}R^{d5}$, $NR^{c5}R^{d5}$, $NR^{c5}C(O)R^{b5}$, $NR^{c5}C(O)OR^{a5}$, $NR^{c5}C(O)NR^{c5}R^{d5}$, $NR^{c5}S(O)_2R^{b5}$, $NR^{c5}S(O)_2NR^{c5}R^{d5}$, $S(O)_2R^{b5}$, and $S(O)_2NR^{c5}R^{d5}$, wherein said C_{1-6} alkyl, C_{2-6} alkenyl, C_{2-6} alkynyl, C_{1-6} haloalkyl, C_{3-7} cycloalkyl, phenyl, 4-7 membered heterocycloalkyl, 5-6 membered heteroaryl, C_{3-7} cycloalkyl- C_{1-4} alkyl, phenyl- C_{1-4} alkyl, 4-7 membered heterocycloalkyl- C_{1-4} alkyl, and 5-6 membered heteroaryl- C_{1-4} alkyl are each optionally substituted with 1, 2, 3, or 4 independently selected R^{5A} substituents.

each R^{5A} is independently selected from D, halo, CN, NO_2 , C_{1-6} alkyl, C_{2-6} alkenyl, C_{2-6} alkynyl, C_{1-6} haloalkyl, C_{3-7} cycloalkyl, phenyl, 4-7 membered heterocycloalkyl, 5-6 membered heteroaryl, C_{3-7} cycloalkyl- C_{1-4} alkyl, phenyl- C_{1-4} alkyl, 4-7 membered heterocycloalkyl- C_{1-4} alkyl, 5-6 membered heteroaryl- C_{1-4} alkyl, OR^{a51} , SR^{a51} , $C(O)R^{b51}$, $C(O)NR^{c51}R^{d51}$, $C(O)OR^{a51}$, $OC(O)R^{b51}$, $OC(O)NR^{c51}R^{d51}$, $NR^{c51}R^{d51}$, $NR^{c51}C(O)R^{b51}$, $NR^{c51}C(O)OR^{a51}$, $NR^{c51}C(O)NR^{c51}R^{d51}$, $NR^{c51}S(O)_2R^{b51}$, $NR^{c51}S(O)_2NR^{c51}R^{d51}$, $S(O)_2R^{b51}$, and $S(O)_2NR^{c51}R^{d51}$, wherein said C_{1-6} alkyl, C_{2-6} alkenyl, C_{2-6} alkynyl, C_{1-6} haloalkyl, C_{3-7} cycloalkyl, phenyl, 4-7 membered heterocycloalkyl, 5-6 membered heteroaryl, C_{3-7} cycloalkyl- C_{1-4} alkyl, phenyl- C_{1-4} alkyl, 4-7 membered heterocycloalkyl- C_{1-4} alkyl, and 5-6 membered heteroaryl- C_{1-4} alkyl are each optionally substituted with 1, 2, 3, or 4 independently selected R^{5B} substituents;

each R^{5B} is independently selected from halo, CN, NO_2 , C_{1-6} alkyl, C_{2-6} alkenyl, C_{2-6} alkynyl, C_{1-6} haloalkyl, OR^{a52} , SR^{a52} , $C(O)R^{b52}$, $C(O)NR^{c52}R^{d52}$, $C(O)OR^{a52}$, $OC(O)R^{b52}$, $OC(O)NR^{c52}R^{d52}$, $NR^{c52}R^{d52}$, $NR^{c52}C(O)R^{b52}$, $NR^{c52}C(O)OR^{a52}$, $NR^{c52}C(O)NR^{c52}R^{d52}$, $NR^{c52}S(O)_2R^{b52}$, $NR^{c52}S(O)_2NR^{c52}R^{d52}$, $S(O)_2R^{b52}$, and $S(O)_2NR^{c52}R^{d52}$, wherein said C_{1-6} alkyl, C_{2-6} alkenyl, C_{2-6} alkynyl, and C_{1-6} haloalkyl are each optionally substituted with 1, 2, 3, or 4 independently selected R^G substituents;

each R^{a5} , R^{c5} , and R^{d5} is independently selected from H, C_{1-6} alkyl, C_{1-6} haloalkyl, C_{2-6} alkenyl, C_{2-6} alkynyl, C_{3-7} cycloalkyl, phenyl, 4-7 membered heterocycloalkyl, 5-6 membered heteroaryl, C_{3-7} cycloalkyl- C_{1-4} alkyl, phenyl- C_{1-4} alkyl, 4-7 membered heterocycloalkyl- C_{1-4} alkyl, and 5-6 membered heteroaryl- C_{1-4} alkyl, wherein said C_{1-6} alkyl, C_{1-6} haloalkyl, C_{2-6} alkenyl, C_{2-6} alkynyl, C_{3-7} cycloalkyl, phenyl, 4-7 membered heterocycloalkyl, 5-6 membered heteroaryl, C_{3-7} cycloalkyl- C_{1-4} alkyl, phenyl- C_{1-4} alkyl, 4-7 membered heterocycloalkyl- C_{1-4} alkyl, and 5-6 membered heteroaryl- C_{1-4} alkyl are each optionally substituted with 1, 2, 3, or 4 independently selected R^{5A} substituents;

or, any R^{c5} and R^{d5} attached to the same N atom, together with the N atom to which they are attached, form a 5- or 6-membered heteroaryl or a 4-7 membered heterocycloalkyl group, wherein the 5- or 6-membered heteroaryl and 4-7 membered heterocycloalkyl group are each optionally substituted with 1, 2, 3, or 4 independently selected R^{5A} substituents;

each R^{b5} is independently selected from C_{1-6} alkyl, C_{1-6} haloalkyl, C_{2-6} alkenyl, C_{2-6} alkynyl, C_{3-7} cycloalkyl, phenyl, 4-7 membered heterocycloalkyl, 5-6 membered heteroaryl, C_{3-7} cycloalkyl- C_{1-4} alkyl, phenyl- C_{1-4} alkyl, 4-7 membered heterocycloalkyl- C_{1-4} alkyl, and 5-6 membered heteroaryl- C_{1-4} alkyl, which are each optionally substituted with 1, 2, 3, or 4 independently selected R^{5A} substituents;

each R^{a51} , R^{c51} , and R^{d51} is independently selected from H, C_{1-6} alkyl, C_{1-6} haloalkyl, C_{2-6} alkenyl, C_{2-6} alkynyl, C_{3-7} cycloalkyl, phenyl, 4-7 membered heterocycloalkyl, 5-6 membered heteroaryl, C_{3-7} cycloalkyl- C_{1-4} alkyl, phenyl- C_{1-4} alkyl, 4-7 membered heterocycloalkyl- C_{1-4} alkyl, and 5-6 membered heteroaryl- C_{1-4} alkyl, wherein said C_{1-6} alkyl, C_{2-6} alkenyl, C_{2-6} alkynyl, C_{1-6} haloalkyl, C_{3-7} cycloalkyl, phenyl, 4-7 membered heterocycloalkyl, 5-6 membered heteroaryl, C_{3-7} cycloalkyl- C_{1-4} alkyl, phenyl- C_{1-4} alkyl, 4-7 membered heterocycloalkyl- C_{1-4} alkyl, and 5-6 membered heteroaryl- C_{1-4} alkyl are each optionally substituted with 1, 2, 3, or 4 independently selected R^{5B} substituents;

each R^{b51} is independently selected from C_{1-6} alkyl, C_{1-6} haloalkyl, C_{2-6} alkenyl, C_{2-6} alkynyl, C_{3-7} cycloalkyl, phenyl, 4-7 membered heterocycloalkyl, 5-6 membered heteroaryl, C_{3-7} cycloalkyl- C_{1-4} alkyl, phenyl- C_{1-4} alkyl, 4-7 membered heterocycloalkyl- C_{1-4} alkyl, and 5-6 membered heteroaryl- C_{1-4} alkyl, which are each optionally substituted with 1, 2, 3, or 4 independently selected R^{5B} substituents;

each R^{a52} , R^{c52} , and R^{d52} is independently selected from H, C_{1-6} alkyl, and C_{1-6} haloalkyl, wherein said C_{1-6} alkyl and C_{1-6} haloalkyl are each optionally substituted with 1, 2, 3, or 4 independently selected R^G substituents;

each R^{b52} is independently selected from C₁₋₆ alkyl and C₁₋₆ haloalkyl, which are each optionally substituted with 1, 2, 3, or 4 independently selected R^G substituents; and

each R^G is independently selected from OH, NO₂, CN, halo, C₁₋₃ alkyl, C₂₋₃ alkenyl, C₂₋₃ alkynyl, C₁₋₃ haloalkyl, cyano-C₁₋₃ alkyl, HO-C₁₋₃ alkyl, C₁₋₃ alkoxy-C₁₋₃ alkyl, C₃₋₇ cycloalkyl, C₁₋₃ alkoxy, C₁₋₃ haloalkoxy, amino, C₁₋₃ alkylamino, di(C₁₋₃ alkyl)amino, thio, C₁₋₃ alkylthio, C₁₋₃ alkylsulfinyl, C₁₋₃ alkylsulfonyl, carbamyl, C₁₋₃ alkylcarbamyl, di(C₁₋₃ alkyl)carbamyl, carboxy, C₁₋₃ alkylcarbonyl, C₁₋₃ alkoxy carbonyl, C₁₋₃ alkylcarbonyloxy, C₁₋₃ alkylcarbonylamino, C₁₋₃ alkoxy carbonylamino, C₁₋₃ alkylaminocarbonyloxy, C₁₋₃ alkylsulfonylamino, aminosulfonyl, C₁₋₃ alkylaminosulfonyl, di(C₁₋₃ alkyl)aminosulfonyl, aminosulfonylamino, C₁₋₃ alkylaminosulfonylamino, di(C₁₋₃ alkyl)aminosulfonylamino, aminocarbonylamino, C₁₋₃ alkylaminocarbonylamino, and di(C₁₋₃ alkyl)aminocarbonylamino.

22. The compound of claim 2, or a pharmaceutically acceptable salt thereof, wherein:

n is an integer selected from 1 and 2;

Ring moiety **A** is a monocyclic 4-6 membered heterocycloalkyl;

R¹ is selected from C₁₋₆ alkyl, C₂₋₆ alkenyl, C₂₋₆ alkynyl, C₁₋₆ haloalkyl, C₃₋₁₀ cycloalkyl, phenyl, 4-10 membered heterocycloalkyl, 5-10 membered heteroaryl, C₃₋₁₀ cycloalkyl-C₁₋₄ alkyl, 6-10 membered aryl-C₁₋₄ alkyl, 4-10 membered heterocycloalkyl-C₁₋₄ alkyl, and 5-10 membered heteroaryl-C₁₋₄ alkyl, wherein said C₁₋₆ alkyl, C₂₋₆ alkenyl, C₂₋₆ alkynyl, C₁₋₆ haloalkyl, C₃₋₁₀ cycloalkyl, phenyl, 4-10 membered heterocycloalkyl, 5-10 membered heteroaryl, C₃₋₁₀ cycloalkyl-C₁₋₄ alkyl, 6-10 membered aryl-C₁₋₄ alkyl, 4-10 membered heterocycloalkyl-C₁₋₄ alkyl, and 5-10 membered heteroaryl-C₁₋₄ alkyl are each optionally substituted by 1, 2, or 3 independently selected R⁴ substituents;

R² and R³, together with the carbon atom to which they are attached, form Ring **B**;

Ring **B** is a 3-7 membered cycloalkyl ring;

each R⁴ is independently selected from H, halo, CN, C₁₋₆ alkyl, C₁₋₆ haloalkyl, C₃₋₄ cycloalkyl, OR^{a4}, C(O)R^{b4}, C(O)NR^{c4}R^{d4}, C(O)OR^{a4}, OC(O)R^{b4}, OC(O)NR^{c4}R^{d4}, NR^{c4}R^{d4}, NR^{c4}C(O)R^{b4}, NR^{c4}C(O)OR^{a4}, NR^{c4}C(O)NR^{c4}R^{d4}, NR^{c4}S(O)₂R^{b4}, NR^{c4}S(O)₂NR^{c4}R^{d4}, S(O)₂R^{b4}, and S(O)₂NR^{c4}R^{d4};

each R⁵ is independently selected from H, halo, CN, C₁₋₃ alkyl, and C₁₋₃ haloalkyl;

each R^{5A} is independently selected from H, D, halo, CN, NO₂, C₁₋₆ alkyl, C₂₋₆ alkenyl, C₂₋₆ alkynyl, C₁₋₆ haloalkyl, C₃₋₇ cycloalkyl, phenyl, 4-7 membered heterocycloalkyl, 5-6 membered heteroaryl, C₃₋₇ cycloalkyl-C₁₋₄ alkyl, phenyl-C₁₋₄ alkyl, 4-7 membered

heterocycloalkyl-C₁₋₄ alkyl, 5-6 membered heteroaryl-C₁₋₄ alkyl, OR^{a51}, C(O)R^{b51}, C(O)NR^{c51}R^{d51}C(O)OR^{a51}, OC(O)R^{b51}, OC(O)NR^{c51}R^{d51}, NR^{c51}R^{d51}, NR^{c51}C(O)R^{b51}, NR^{c51}C(O)OR^{a51}, NR^{c51}C(O)NR^{c51}R^{d51}, NR^{c51}S(O)₂R^{b51}, NR^{c51}S(O)₂NR^{c51}R^{d51}, S(O)₂R^{b51}, and S(O)₂NR^{c51}R^{d51}, wherein said C₁₋₆ alkyl, C₂₋₆ alkenyl, C₂₋₆ alkynyl, C₁₋₆ haloalkyl, C₃₋₇ cycloalkyl, phenyl, 4-7 membered heterocycloalkyl, 5-6 membered heteroaryl, C₃₋₇ cycloalkyl-C₁₋₄ alkyl, phenyl-C₁₋₄ alkyl, 4-7 membered heterocycloalkyl-C₁₋₄ alkyl, and 5-6 membered heteroaryl-C₁₋₄ alkyl are each optionally substituted with 1, 2, 3, or 4 independently selected R^{5B} substituents;

each R^{5B} is independently selected from H, halo, CN, C₁₋₆ alkyl, C₁₋₆ haloalkyl, OH, NO₂, CN, halo, C₁₋₃ alkyl, C₂₋₃ alkenyl, C₂₋₃ alkynyl, C₁₋₃ haloalkyl, cyano-C₁₋₃ alkyl, HO-C₁₋₃ alkyl, C₁₋₃ alkoxy-C₁₋₃ alkyl, C₃₋₇ cycloalkyl, C₁₋₃ alkoxy, C₁₋₃ haloalkoxy, amino, C₁₋₃ alkylamino, di(C₁₋₃ alkyl)amino, thio, C₁₋₃ alkylthio, C₁₋₃ alkylsulfinyl, C₁₋₃ alkylsulfonyl, carbamyl, C₁₋₃ alkylcarbamyl, di(C₁₋₃ alkyl)carbamyl, carboxy, C₁₋₃ alkylcarbonyl, C₁₋₃ alkoxycarbonyl, C₁₋₃ alkylcarbonyloxy, C₁₋₃ alkylcarbonylamino, C₁₋₃ alkoxycarbonylamino, C₁₋₃ alkylaminocarbonyloxy, C₁₋₃ alkylsulfonylamino, aminosulfonyl, C₁₋₃ alkylaminosulfonyl, di(C₁₋₃ alkyl)aminosulfonyl, aminosulfonylamino, C₁₋₃ alkylaminosulfonylamino, di(C₁₋₃ alkyl)aminosulfonylamino, aminocarbonylamino, C₁₋₃ alkylaminocarbonylamino, and di(C₁₋₃ alkyl)aminocarbonylamino;

each R^{a4}, R^{c4}, and R^{d4} is independently selected from H, C₁₋₆ alkyl, and C₁₋₆ haloalkyl;

each R^{b5} is independently selected from C₁₋₆ alkyl, C₁₋₆ haloalkyl, C₂₋₆ alkenyl, C₂₋₆ alkynyl, C₃₋₁₀ cycloalkyl, 6-10 membered aryl, 4-10 membered heterocycloalkyl, 5-10 membered heteroaryl, C₃₋₁₀ cycloalkyl-C₁₋₄ alkyl, 6-10 membered aryl-C₁₋₄ alkyl, 4-10 membered heterocycloalkyl-C₁₋₄ alkyl, and 5-10 membered heteroaryl-C₁₋₄ alkyl, which are each optionally substituted with 1, 2, 3, or 4 independently selected R^{5A} substituents;

each R^{a51}, R^{c51}, and R^{d51} is independently selected from H, C₁₋₆ alkyl, C₁₋₆ haloalkyl, C₂₋₆ alkenyl, C₂₋₆ alkynyl, C₃₋₇ cycloalkyl, phenyl, 4-7 membered heterocycloalkyl, 5-6 membered heteroaryl, C₃₋₇ cycloalkyl-C₁₋₄ alkyl, phenyl-C₁₋₄ alkyl, 4-7 membered heterocycloalkyl-C₁₋₄ alkyl, and 5-6 membered heteroaryl-C₁₋₄ alkyl, wherein said C₁₋₆ alkyl, C₂₋₆ alkenyl, C₂₋₆ alkynyl, C₁₋₆ haloalkyl, C₃₋₇ cycloalkyl, phenyl, 4-7 membered heterocycloalkyl, 5-6 membered heteroaryl, C₃₋₇ cycloalkyl-C₁₋₄ alkyl, phenyl-C₁₋₄ alkyl, 4-7 membered heterocycloalkyl-C₁₋₄ alkyl, and 5-6 membered heteroaryl-C₁₋₄ alkyl are each optionally substituted with 1, 2, 3, or 4 independently selected R^{5B} substituents; and

each R^{b51} is independently selected from C₁₋₆ alkyl, C₁₋₆ haloalkyl, C₂₋₆ alkenyl, C₂₋₆ alkynyl, C₃₋₇ cycloalkyl, phenyl, 4-7 membered heterocycloalkyl, 5-6 membered heteroaryl,

C₃₋₇ cycloalkyl-C₁₋₄ alkyl, phenyl-C₁₋₄ alkyl, 4-7 membered heterocycloalkyl-C₁₋₄ alkyl, and 5-6 membered heteroaryl-C₁₋₄ alkyl, which are each optionally substituted with 1, 2, 3, or 4 independently selected R^{5B} substituents.

23. The compound of claim 2, or a pharmaceutically acceptable salt thereof, wherein:

n is 1 or 2;

Ring moiety **A** is 4-6 membered heterocycloalkyl;

R¹ is selected from C₁₋₆ alkyl, C₁₋₆ haloalkyl, C₃₋₁₀ cycloalkyl, 6-10 membered aryl, 4-10 membered heterocycloalkyl, 5-10 membered heteroaryl, C₃₋₁₀ cycloalkyl-C₁₋₄ alkyl, 6-10 membered aryl-C₁₋₄ alkyl, 4-10 membered heterocycloalkyl-C₁₋₄ alkyl, and 5-10 membered heteroaryl-C₁₋₄ alkyl, each of which is optionally substituted by 1, 2, or 3 independently selected R⁴ substituents;

each R⁴ is independently selected from halo, CN, C₁₋₆ alkyl, C₁₋₆ haloalkyl, OR^{a4}, and NR^{c4}R^{d4};

each R^{a4}, R^{c4}, and R^{d4} is independently selected from H and C₁₋₆ alkyl;

R² and R³, together with the carbon atom to which they are attached, form Ring **B**;

Ring **B** is a 3-4 membered cycloalkyl ring;

each R⁵ is independently selected from halo, C₁₋₃ alkyl, C₁₋₃ haloalkyl, OR^{a5}, and NR^{c5}R^{d5};

each R^{a5}, R^{c5}, and R^{d5} is independently selected from H and C₁₋₆ alkyl;

R^{b5} is selected from C₁₋₆ alkyl, C₂₋₆ alkenyl, C₂₋₆ alkynyl, C₁₋₆ haloalkyl, C₃₋₇ cycloalkyl, phenyl, 4-7 membered heterocycloalkyl, 5-6 membered heteroaryl, C₃₋₇ cycloalkyl-C₁₋₄ alkyl, phenyl-C₁₋₄ alkyl, 4-7 membered heterocycloalkyl-C₁₋₄ alkyl, and 5-6 membered heteroaryl-C₁₋₄ alkyl, each of which is optionally substituted with 1 or 2 independently selected R^{5A} substituents;

each R^{5A} is independently selected from halo, CN, C₁₋₆ alkyl, C₁₋₆ haloalkyl, C₃₋₇ cycloalkyl, phenyl, 4-7 membered heterocycloalkyl, 5-6 membered heteroaryl, OR^{a51}, SR^{a51}, C(O)R^{b51}, C(O)NR^{c51}R^{d51}, C(O)OR^{a51}, OC(O)R^{b51}, OC(O)NR^{c51}R^{d51}, NR^{c51}R^{d51}, NR^{c51}C(O)R^{b51}, NR^{c51}C(O)OR^{a51}, NR^{c51}C(O)NR^{c51}R^{d51}, NR^{c51}S(O)₂R^{b51}, NR^{c51}S(O)₂NR^{c51}R^{d51}, S(O)₂R^{b51}, and S(O)₂NR^{c51}R^{d51}, wherein said C₁₋₆ alkyl, C₁₋₆ haloalkyl, C₃₋₇ cycloalkyl, phenyl, 4-7 membered heterocycloalkyl, and 5-6 membered heteroaryl are each optionally substituted with 1 or 2 independently selected R^{5B} substituents;

each R^{a51} , R^{c51} , and R^{d51} is independently selected from H, C_{1-6} alkyl, and C_{1-6} haloalkyl, wherein said C_{1-6} alkyl and C_{1-6} haloalkyl are each optionally substituted with 1 or 2 independently selected R^{5B} substituents;

each R^{b51} is independently selected from C_{1-6} alkyl and C_{1-6} haloalkyl, which are each optionally substituted with 1 or 2 independently selected R^{5B} substituents; and

each R^{5B} is independently selected from halo, CN, C_{1-6} alkyl, and C_{1-6} haloalkyl.

24. The compound of claim 2, or a pharmaceutically acceptable salt thereof, wherein:

n is 1 or 2;

Ring moiety **A** is a piperidine ring;

R^1 is selected from C_{1-6} alkyl, C_{1-6} haloalkyl, C_{3-7} cycloalkyl, C_{3-7} cycloalkyl, C_{3-7} cycloalkyl- C_{1-3} alkyl, phenyl, 4-10 membered heterocycloalkyl, and 5-6 membered heteroaryl, each of which is optionally substituted by 1 or 2 independently selected R^4 substituents;

each R^4 is independently selected from halo, OH, C_{1-3} alkyl, and C_{1-3} alkoxy;

R^2 and R^3 , together with the carbon atom to which they are attached, form Ring **B**;

Ring **B** is a 3-4 membered cycloalkyl ring;

each R^5 is each independently selected from halo and C_{1-3} alkyl; and

R^{b5} is selected from C_{1-6} alkyl, C_{3-6} cycloalkyl, phenyl, 4-6 membered heterocycloalkyl, and 5-6 membered heteroaryl, each of which is optionally substituted by 1 or 2 R^{5A} substituents independently selected from halo, C_{1-6} alkyl, and 4-6 membered heterocycloalkyl, wherein said 4-6 membered heterocycloalkyl is optionally substituted by 1 or 2 R^{5B} substituents independently selected from C_{1-3} alkyl.

25. The compound of claim 1, or a pharmaceutically acceptable salt thereof, wherein:

n is an integer selected from 0, 1, 2, 3, or 4;

Ring moiety **A** is monocyclic 4-7 membered heterocycloalkyl;

R^1 is selected from C_{1-6} haloalkyl, C_{3-7} cycloalkyl, and phenyl, each of which is optionally substituted by 1 or 2 independently selected R^4 substituents;

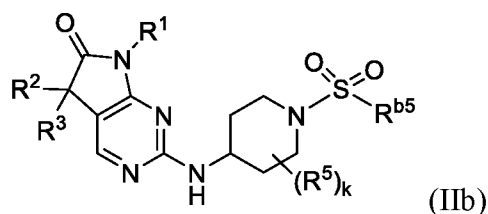
R^2 is selected from ethyl, propyl, isopropyl, and C_{1-3} fluoroalkyl;

R^3 is selected from methyl, ethyl, propyl, isopropyl, and C_{1-3} fluoroalkyl;

or R^2 and R^3 , together with the carbon atom to which they are attached, form Ring **B**;

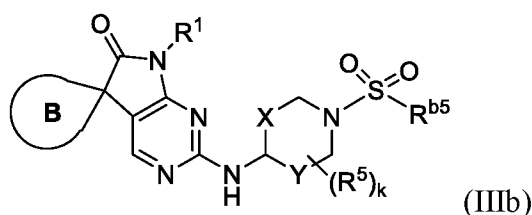
Ring **B** is a 3-4 membered cycloalkyl ring;
 each R^4 is independently selected from C_{1-6} alkyl and C_{1-6} haloalkyl;
 each R^5 is independently selected from C_{1-6} alkyl, C_{1-6} haloalkyl, and $S(O)_2R^{b5}$;
 each R^{b5} is independently selected from C_{1-6} alkyl, C_{1-6} haloalkyl, C_{3-7} cycloalkyl,
 phenyl, 4-7 membered heterocycloalkyl, and 5-6 membered heteroaryl, which are each
 optionally substituted by 1 or 2 independently selected R^{5A} substituents; and
 each R^{5A} is independently selected from halo, CN, C_{1-6} alkyl, and C_{1-6} haloalkyl.

26. The compound of any one of claims 1-25, having Formula (IIb):



or a pharmaceutically acceptable salt thereof, wherein k is n-1.

27. The compound of any one of claims 1-25, having Formula (IIIb):



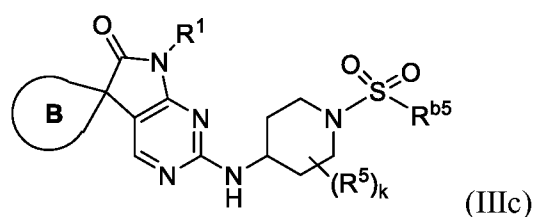
or a pharmaceutically acceptable salt thereof, wherein:

X is a bond or CH_2 ;

Y is a bond or CH_2 ; and

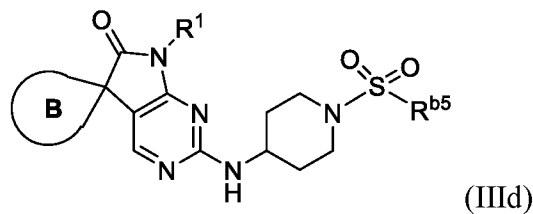
k is n-1.

28. The compound of any one of claims 1-25, having Formula (IIIc):



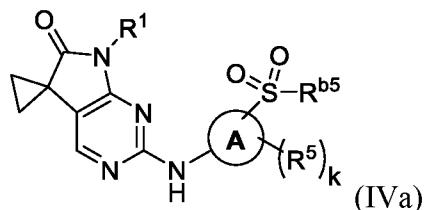
or a pharmaceutically acceptable salt thereof, wherein k is n-1.

29. The compound of any one of claims 1-25 having Formula (IIIId):



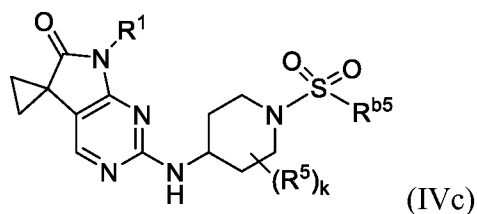
or a pharmaceutically acceptable salt thereof.

30. The compound of any one of claims 1-25, having Formula (IVa):



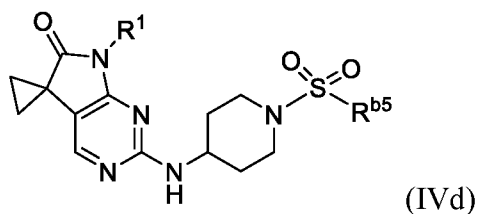
or a pharmaceutically acceptable salt thereof, wherein k is n-1.

31. The compound of any one of claims 1-25, having Formula (IVc):



or a pharmaceutically acceptable salt thereof, wherein k is n-1.

32. The compound of any one of claims 1-25, having Formula (IVd):



or a pharmaceutically acceptable salt thereof.

33. The compound of claim 1, selected from

7'-cyclopentyl-2'-((2-methyl-1-(methylsulfonyl)piperidin-4-yl)amino)spiro[cyclopropane-1,5'-pyrrolo[2,3-d]pyrimidin]-6'(7H)-one;

7'-cyclopentyl-2'-((1-(methylsulfonyl)piperidin-4-yl)amino)spiro[cyclopropane-1,5'-pyrrolo[2,3-d]pyrimidin]-6'(7H)-one;

7'-cyclopentyl-2'-((1-(cyclopropylsulfonyl)piperidin-4-yl)amino)spiro[cyclopropane-1,5'-pyrrolo[2,3-*d*]pyrimidin]-6'(7'*H*)-one;

7'-cyclopentyl-2'-((1-((tetrahydro-2H-pyran-4-yl)sulfonyl)piperidin-4-yl)amino)spiro[cyclopropane-1,5'-pyrrolo[2,3-*d*]pyrimidin]-6'(7'*H*)-one;

7'-cyclopentyl-2'-((1-(pyridin-3-ylsulfonyl)piperidin-4-yl)amino)spiro[cyclopropane-1,5'-pyrrolo[2,3-*d*]pyrimidin]-6'(7'*H*)-one;

2'-((1-((4-chlorophenyl)sulfonyl)piperidin-4-yl)amino)-7'-cyclopentylspiro[cyclopropane-1,5'-pyrrolo[2,3-*d*]pyrimidin]-6'(7'*H*)-one;

7'-cyclopentyl-2'-((1-((1-methyl-1H-pyrazol-4-yl)sulfonyl)piperidin-4-yl)amino)spiro[cyclopropane-1,5'-pyrrolo[2,3-*d*]pyrimidin]-6'(7'*H*)-one;

7'-(2-methylcyclopentyl)-2'-((1-(methylsulfonyl)piperidin-4-yl)amino)spiro[cyclopropane-1,5'-pyrrolo[2,3-*d*]pyrimidin]-6'(7'*H*)-one;

2'-((1-(methylsulfonyl)piperidin-4-yl)amino)-7'-(*o*-tolyl)spiro[cyclopropane-1,5'-pyrrolo[2,3-*d*]pyrimidin]-6'(7'*H*)-one; and

7'-(1,1-difluorobutan-2-yl)-2'-((1-(methylsulfonyl)piperidin-4-yl)amino)spiro[cyclopropane-1,5'-pyrrolo[2,3-*d*]pyrimidin]-6'(7'*H*)-one,

or a pharmaceutically acceptable salt thereof.

34. The compound of claim 1, selected from

7'-(1,5-dimethyl-1H-pyrazol-4-yl)-2'-((1-(methylsulfonyl)piperidin-4-yl)amino)spiro[cyclopropane-1,5'-pyrrolo[2,3-*d*]pyrimidin]-6'(7'*H*)-one;

7'-((1*R*,3*R*)-3-hydroxycyclohexyl)-2'-((1-((1-methyl-1H-pyrazol-4-yl)sulfonyl)piperidin-4-yl)amino)spiro[cyclopropane-1,5'-pyrrolo[2,3-*d*]pyrimidin]-6'(7'*H*)-one;

2'-((1-((6-(azetidin-1-yl)pyridin-2-yl)sulfonyl)piperidin-4-yl)amino)-7'-((1*R*,3*R*)-3-hydroxycyclohexyl)spiro[cyclopropane-1,5'-pyrrolo[2,3-*d*]pyrimidin]-6'(7'*H*)-one;

(*S*)-2'-((1-((1H-imidazol-2-yl)sulfonyl)piperidin-4-yl)amino)-7'-(1-cyclopropylethyl)spiro[cyclopropane-1,5'-pyrrolo[2,3-*d*]pyrimidin]-6'(7'*H*)-one;

(*S*)-7'-(1-cyclopropylethyl)-2'-((1-((6-oxo-1,6-dihydropyridin-3-yl)sulfonyl)piperidin-4-yl)amino)spiro[cyclopropane-1,5'-pyrrolo[2,3-*d*]pyrimidin]-6'(7'*H*)-one;

(*S*)-7'-(1-cyclopropylethyl)-2'-((1-((1-(1-ethylazetidin-3-yl)-1H-pyrazol-4-yl)sulfonyl)piperidin-4-yl)amino)spiro[cyclopropane-1,5'-pyrrolo[2,3-*d*]pyrimidin]-6'(7'*H*)-one;

2'-((1-((1H-imidazol-2-yl)sulfonyl)piperidin-4-yl)amino)-7'-((trans)-2-hydroxy-2-methylcyclopentyl)spiro[cyclopropane-1,5'-pyrrolo[2,3-d]pyrimidin]-6'(7'H)-one;

2'-((1-((1H-imidazol-2-yl)sulfonyl)piperidin-4-yl)amino)-7'-(7-chloro-1,2,3,4-tetrahydroisoquinolin-6-yl)spiro[cyclopropane-1,5'-pyrrolo[2,3-d]pyrimidin]-6'(7'H)-one; and

7'-(2-chloro-5-fluorophenyl)-2'-((1-((1-ethyl-1H-imidazol-4-yl)sulfonyl)piperidin-4-yl)amino)spiro[cyclopropane-1,5'-pyrrolo[2,3-d]pyrimidin]-6'(7'H)-one,

or a pharmaceutically acceptable salt thereof.

35. A pharmaceutical composition comprising a compound of any one of claims 1-34, or a pharmaceutically acceptable salt thereof, and a pharmaceutically acceptable carrier.

36. A method of inhibiting CDK2, comprising contacting the CDK2 with a compound of any one of claims 1-34.

37. A method of inhibiting CDK2 in a patient, comprising administering to the patient a compound of any one of claims 1-34, or a pharmaceutically acceptable salt thereof.

38. A method of treating a disease or disorder associated with CDK2 in a patient, comprising administering to the patient a therapeutically effective amount of a compound of any one of claims 1-34, or a pharmaceutically acceptable salt thereof.

39. The method of claim 39, wherein the disease or disorder is associated with an amplification of the cyclin E1 (CCNE1) gene and/or overexpression of CCNE1.

40. The method of claim 39 or 40, wherein the disease or disorder is cancer.

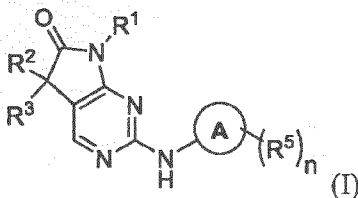
INTERNATIONAL SEARCH REPORT

International application No.

PCT/US2020/018 299

Box No. IV Text of the abstract (Continuation of item 5 of the first sheet)

The present application provides pyrrolo[2,3-d]pyrimidinone (I) inhibitors of cyclin-dependent kinase 2 (CDK2), as well as pharmaceutical compositions thereof, and methods of treating cancer using the same.



INTERNATIONAL SEARCH REPORT

International application No
PCT/US2020/018299

A. CLASSIFICATION OF SUBJECT MATTER
INV. C07D487/04 A61P25/00 A61K31/519
ADD.
According to International Patent Classification (IPC) or to both national classification and IPC

B. FIELDS SEARCHED
Minimum documentation searched (classification system followed by classification symbols)
C07D
Documentation searched other than minimum documentation to the extent that such documents are included in the fields searched

Electronic data base consulted during the international search (name of data base and, where practicable, search terms used)
EPO-Internal, CHEM ABS Data, WPI Data

C. DOCUMENTS CONSIDERED TO BE RELEVANT		
Category*	Citation of document, with indication, where appropriate, of the relevant passages	Relevant to claim No.
X	WO 2007/140222 A2 (NOVARTIS AG [CH]; NOVARTIS PHARMA GMBH [AT] ET AL.) 6 December 2007 (2007-12-06) claims 16,19,24,25	1-40
A	WO 2009/152027 A1 (MERCK & CO INC [US]; HAIDLE ANDREW [US] ET AL.) 17 December 2009 (2009-12-17) claims 1,14,15 ----- -/--	1-40

Further documents are listed in the continuation of Box C.

See patent family annex.

* Special categories of cited documents :

- "A" document defining the general state of the art which is not considered to be of particular relevance
- "E" earlier application or patent but published on or after the international filing date
- "L" document which may throw doubts on priority claim(s) or which is cited to establish the publication date of another citation or other special reason (as specified)
- "O" document referring to an oral disclosure, use, exhibition or other means
- "P" document published prior to the international filing date but later than the priority date claimed

- "T" later document published after the international filing date or priority date and not in conflict with the application but cited to understand the principle or theory underlying the invention
- "X" document of particular relevance; the claimed invention cannot be considered novel or cannot be considered to involve an inventive step when the document is taken alone
- "Y" document of particular relevance; the claimed invention cannot be considered to involve an inventive step when the document is combined with one or more other such documents, such combination being obvious to a person skilled in the art
- "&" document member of the same patent family

Date of the actual completion of the international search 28 April 2020	Date of mailing of the international search report 13/05/2020
Name and mailing address of the ISA/ European Patent Office, P.B. 5818 Patentlaan 2 NL - 2280 HV Rijswijk Tel. (+31-70) 340-2040, Fax: (+31-70) 340-3016	Authorized officer Schuemacher, Anne

INTERNATIONAL SEARCH REPORT

International application No
PCT/US2020/018299

C(Continuation). DOCUMENTS CONSIDERED TO BE RELEVANT		
Category*	Citation of document, with indication, where appropriate, of the relevant passages	Relevant to claim No.
A	KATZ JASON D ET AL: "Structure guided design of a series of selective pyrrolopyrimidinone MARK inhibitors", BIOORGANIC & MEDICINAL CHEMISTRY LETTERS, PERGAMON, AMSTERDAM, NL, vol. 27, no. 1, 22 October 2016 (2016-10-22), pages 114-120, XP029837664, ISSN: 0960-894X, DOI: 10.1016/J.BMCL.2016.08.068 figure 1; table 1; compound 1 -----	1-40
A	HAIDLE ANDREW M ET AL: "MARK inhibitors: Declaring a No-Go decision on a chemical series based on extensive DMPK experimentation", BIOORGANIC & MEDICINAL CHEMISTRY LETTERS, PERGAMON, AMSTERDAM, NL, vol. 27, no. 1, 25 August 2016 (2016-08-25), pages 109-113, XP029837663, ISSN: 0960-894X, DOI: 10.1016/J.BMCL.2016.08.066 figure 6; compound 19 -----	1-40
A	US 2006/142312 A1 (FLAMME CATHLIN M [US] ET AL) 29 June 2006 (2006-06-29) claim 1; table 1 -----	1-40
E	US 2020/115378 A1 (SOKOLSKY ALEXANDER [US] ET AL) 16 April 2020 (2020-04-16) the whole document -----	1-40

INTERNATIONAL SEARCH REPORT

Information on patent family members

International application No PCT/US2020/018299

Patent document cited in search report	Publication date	Patent family member(s)	Publication date
WO 2007140222	A2	06-12-2007	AR 061124 A1 06-08-2008
			AR 108179 A2 25-07-2018
			AU 2007267645 A1 06-12-2007
			BR PI0712816 A2 23-10-2012
			CA 2652044 A1 06-12-2007
			CL 2007001504 A1 09-05-2008
			CN 101594871 A 02-12-2009
			CR 10433 A 15-01-2009
			CU 20080223 A7 20-07-2010
			EA 200802332 A1 30-06-2009
			EC SP088910 A 30-12-2008
			EP 2029145 A2 04-03-2009
			ES 2623133 T3 10-07-2017
			GE P20115283 B 12-09-2011
			GT 200800258 A 24-06-2009
			HN 2008001752 A 12-07-2011
			HR P20170631 T1 11-08-2017
			IL 195086 A 29-10-2015
			JO 3235 B1 08-03-2018
			JP 5740417 B2 24-06-2015
			JP 2009538341 A 05-11-2009
			JP 2013091665 A 16-05-2013
			KR 20090014219 A 06-02-2009
			MA 30557 B1 01-07-2009
			ME 00486 B 10-10-2011
			MY 150650 A 14-02-2014
			NO 343182 B1 26-11-2018
			NZ 572549 A 28-10-2011
			PE 20080263 A1 12-05-2008
			PL 2029145 T3 31-08-2017
			PT 2029145 T 24-04-2017
			SG 172632 A1 28-07-2011
			SM AP200800069 A 23-12-2008
			TN SN08481 A1 14-04-2010
			TW 200815011 A 01-04-2008
			UA 95632 C2 25-08-2011
			US 2009318441 A1 24-12-2009
			US 2012207763 A1 16-08-2012
			UY 30369 A1 02-01-2008
			WO 2007140222 A2 06-12-2007
			ZA 200809382 B 30-12-2009

WO 2009152027	A1	17-12-2009	NONE

US 2006142312	A1	29-06-2006	NONE

US 2020115378	A1	16-04-2020	NONE
