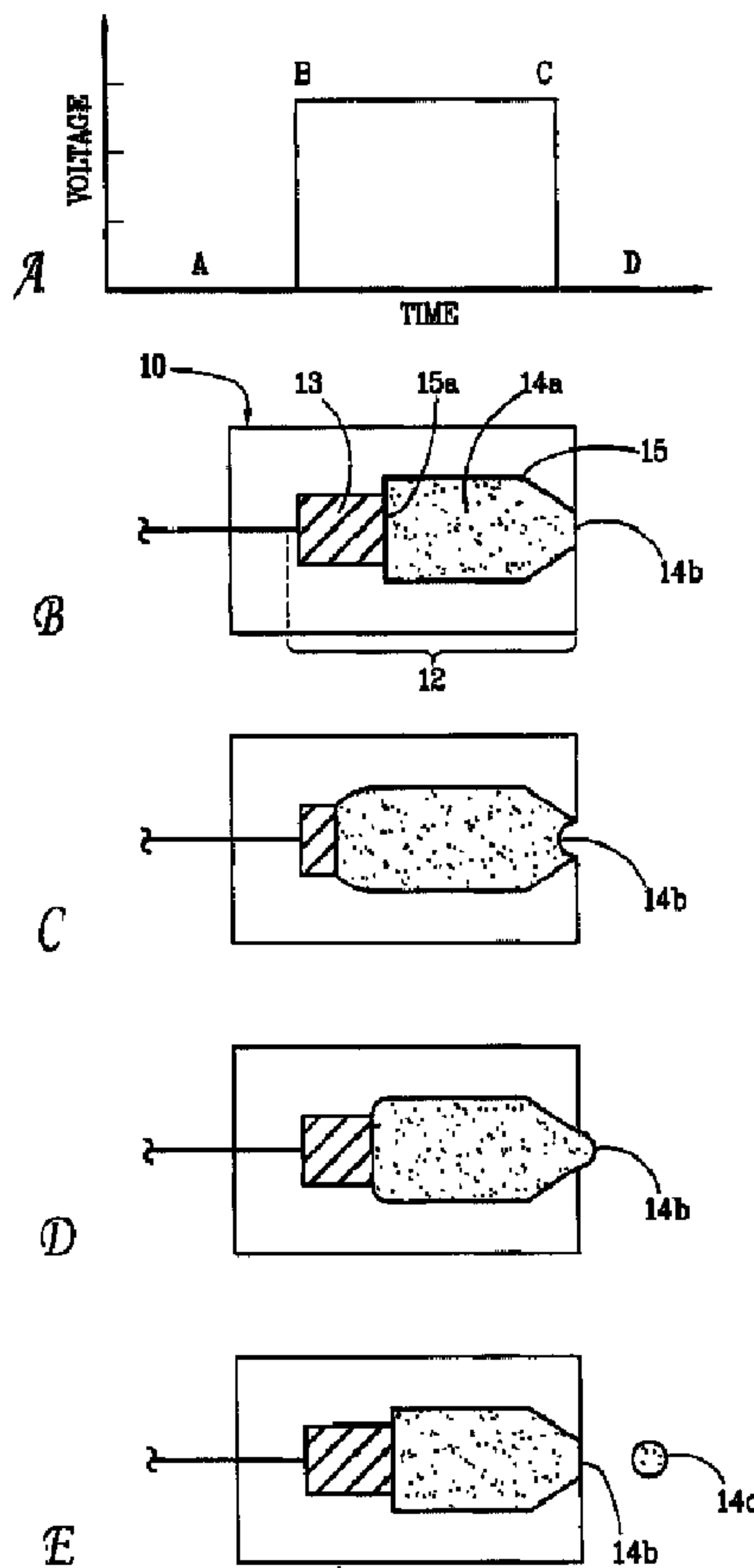




(22) Date de dépôt/Filing Date: 1999/08/31
 (41) Mise à la disp. pub./Open to Public Insp.: 2000/03/04
 (45) Date de délivrance/Issue Date: 2003/08/19
 (30) Priorités/Priorities: 1998/09/04 (60/099,230) US;
 1999/06/09 (09/328,860) US

(51) Cl.Int.⁶/Int.Cl.⁶ C09D 11/10
 (72) Inventeurs/Inventors:
 SARMA, DEVERAKONDA, US;
 SARADA, THYAGARAJA, US;
 SALISBURY, BRIAN, US
 (73) Propriétaire/Owner:
 TRIDENT INTERNATIONAL, INC., US
 (74) Agent: FINLAYSON & SINGLEHURST

(54) Titre : ENCRE A PIGMENT A HAUTE RESOLUTION POUR L'IMPRESSION A JET D'ENCRE
 (54) Title: HIGH RESOLUTION PIGMENT INK FOR IMPULSE INK JET PRINTING



(57) Abrégé/Abstract:

Impulse ink jet compositions are provided which are suitable for printing clear, well-defined alphanumeric text or low spread, narrow bar width bar codes on porous substrates such as Kraft paper or corrugated cardboard. In one embodiment, the ink

(57) **Abrégé(suite)/Abstract(continued):**

compositions preferably comprise from about 20 to 50 percent by weight of a carbon black dispersion, from about 10 to 20 percent by weight of a dispersion medium, from about 40 to 60 percent by weight of a plasticizer and optionally an antioxidant additive. The antioxidant additive lowers the dissolved oxygen level in the ink, thereby enhancing the jetting performance of the printhead.

HIGH RESOLUTION PIGMENT INK FOR IMPULSE INK JET PRINTING

Abstract of the Invention

Impulse ink jet compositions are provided which are suitable for printing clear, well-defined alphanumeric text or low spread, narrow bar width bar codes on porous substrates such as Kraft paper or corrugated cardboard. In one embodiment, the
5 ink compositions preferably comprise from about 20 to 50 percent by weight of a carbon black dispersion, from about 10 to 20 percent by weight of a dispersion medium, from about 40 to 60 percent by weight of a plasticizer and optionally an antioxidant additive. The antioxidant additive lowers the dissolved oxygen level in the ink, thereby enhancing the jetting performance of the printhead.

HIGH RESOLUTION PIGMENT INK FOR IMPULSE INK JET PRINTING

RELATED APPLICATIONS

The present invention is related by subject matter to the inventions disclosed in commonly assigned Canadian Patent File No. 2,281,235 filed August 31, 1999 entitled
5 "Method for Reducing Cavitation in Impulse Ink Jet Printing Devices".

FIELD OF THE INVENTION

This invention is directed to ink compositions for use in impulse or drop on demand (DOD) ink jet printers and more specifically, to solvent-based, pigment and dye inks formulated for high resolution and low spread bar code and graphics printing
10 applications on porous substrates such as Kraft paper or corrugated cardboard and other porous materials like web off-set paper. The inks of this invention are also for printing on non-porous substrates.

BACKGROUND OF THE INVENTION

Ink jet printing is performed by discharging ink droplets from a print head
15 to a substrate. The droplets are ejected through orifices or nozzles in the print head and are directed to the substrate to form an image thereon. In contrast to many other types of

printing, there is no contact between the printer and the substrate in ink jet techniques.

Most of the ink jet printers known in the art may be characterized as either continuous, thermal, or impulse devices, depending upon the mechanism by which the ink droplets are directed to the substrate. In continuous ink jet systems, an essentially
5 uninterrupted stream of ink is ejected from a nozzle and breaks up into droplets. The droplets bear an electric charge so that they can be deflected by an applied electric field which is modulated according to the particular image to be recorded. The electric field directs the droplets toward either the substrate or an ink re-circulating reservoir. The inks employed in conjunction with continuous ink jet systems typically comprise a colorant
10 such as a dye or pigment, an electrolyte to facilitate droplet deflection, and a liquid vehicle to dissolve or disperse the colorant and the electrolyte. While the vehicle in many continuous-type inks comprises water, U.S. Patent No. 4,142,905, in the name of Cooke, disclosed a water-free ink composition consisting essentially of a low molecular weight glycol, an inorganic salt electrolyte, and a dye which is soluble in the glycol.

15 With so-called "impulse" or "drop-on-demand" ink jet printers, image formation is controlled by changing the rate of energization of a piezoelectric transducer rather than by modulating in applied electric field. Ink is stored in the print head or nozzle until it is necessary to form an image on the substrate on demand. The printer is then activated to apply pressure to the ink and discharge a selected number of discrete ink
20 droplets toward the substrate. These ink droplets need not bear an electric charge. Accordingly, impulse ink compositions can be free of corrosive substances such as water and electrolytes which continuous ink jet inks often comprise.

However, impulse ink jet printers present a number of problems which are not encountered in continuous ink jet systems. For example, unlike continuous ink jet
25 printers, impulse printers typically are maintained in a stand-by or temporarily inoperative mode between printing cycles. Thus, the ink is allowed to stand and possibly solidify in the discharge orifices of the print head. Impulse printers normally begin a printing cycle with such material in place. Many of the start-up problems encountered with impulse printers are attributable to ink which has been allowed to stand in the discharge orifices
30 during stand-by periods. Such material is less of a concern in continuous systems because there typically are fewer interruptions in the flow of ink. Even where ink is allowed to

- 3 -

stand and solidify, it is more easily purged due to the considerably higher pressures at which continuous ink jet printers operate. Accordingly, impulse-type inks must be specially formulated to minimize start-up problems.

Numerous ink compositions for impulse ink jet printers are known in the art. However, many of these inks are not suitable for bar code printing applications on porous, non-porous, or fibrous substrates. As will be appreciated by those of skill in the art, an ink applied to a substrate such as paper will tend to migrate or wick along the fibers of the paper until the wicking forces are countered by the ink viscosity. The extent to which the ink wicks will be dependent upon both its viscosity and the porosity of the substrate. Where highly porous substrates such as Kraft paper or corrugated cardboard are employed, many inks tend to wick excessively, leading to blurry, ill-defined printed images. One approach to clearer, more well-defined print images has involved the employment of a rapidly evaporating ink composition. However, rapid evaporation of the impulse-type ink often leads to clogging of discharge orifices during stand-by periods. Moreover, such rapid evaporation compositions are less desired because they commonly contain volatile organic components (VOCs) that can be harmful to the environment and human health. Another approach to clearer, more well-defined print images has involved the use of a pigment as a colorant instead of a dye. Where pigments are used as the colorant, the particle size employed must be small enough to achieve reliable performance in the printhead. Water-based pigment dispersions are known in the art that satisfy the printhead performance requirement, however, the reliability of these dispersions in the present application are unknown. In addition, for water-based pigment dispersions, the current state of the art limits the driving frequency of the of the printhead to between 3 and 8 kHz, resulting in a slower printing operation and through-put. Moreover, water-based pigmented ink systems have two major drawbacks. First, they are unreliable as they tend to settle during storage and in ink reservoirs. Second, water-based pigmented ink systems - especially when the particle size of the pigment gets smaller - tend to entrap more air which results in inconsistent jetting of ink drops.

In certain applications, it is necessary that the image created by an ink jet printer possess a relatively intense threshold color. For example, many optical character reading devices cannot read images unless they possess a minimum color intensity. Those

- 4 -

skilled in the art will recognize that bar code images typically must possess a good print contrast signal (PCS) (preferably greater than about 90 percent) to be machine readable. However, many of the known techniques for increasing the color intensity of an ink -- such as increasing the concentration of the colorant -- often adversely affect important ink properties such as viscosity, surface tension and stability.

Therefore, there exists a need for a solvent-based impulse-type ink jet ink composition capable of producing clear, well-defined, color-intense images on even porous and non-porous substrates.

SUMMARY OF THE INVENTION

The present invention provides a dispersion ink composition for use in impulse ink jet printers. Preferably, the ink compositions comprise from about 20 to about 50 percent by weight of a pigment dispersion. The pigment dispersion comprises from about 25 to about 45 percent by weight of a pigment, such as carbon black, from about 15 to about 45 percent by weight of a polymeric dispersant and from about 25 to about 45 percent by weight of a dispersion medium. Preferably, the ink compositions further comprise from about 15 to about 40 percent by weight of a diol ether and from about 20 to about 60 percent by weight of a plasticizer.

The invention in one broad aspect as claimed provides a dispersion ink composition for use in impulse ink jet printers, comprising from about 20 to about 50 percent by weight of a pigment dispersion, wherein the pigment dispersion comprises from about 25 to about 45 percent by weight of a pigment, from about 15 to about 45 percent by weight of a polymeric dispersant and from about 25 to about 45 percent by weight of a dispersion medium, wherein the ratio of pigment to polymeric dispersant is from about 1:1 to about 1:0.7, from about 10 to about 40 percent by weight of a glycol ether and from about 30 to about 60 percent by weight of a plasticizer, the ink composition being substantially free of water.

Another aspect of the invention comprehends a process of recording information on a substrate with an impulse ink jet printer comprising providing an ink composition as set forth above, ejecting one or more droplets of the ink composition from an orifice and contacting the droplets with a receiving surface on the substrate.

The present invention also discloses a method for preventing the formation of gas bubbles inside of a print head of an ink jet ink printer. The method is practiced by

- 4A -

adding an antioxidant in the ink jet ink compositions. The antioxidant is used in an amount of up to about 2 weight percent of the ink jet ink composition.

The ink jet ink composition of the present invention improves the ability to store and use a pigment dispersion that is suspended uniformly without entraining a
5 detrimental amount of air, particularly wherein the average particle size of the pigment is less than 1.0 micron.

DETAILED DESCRIPTION OF THE DRAWINGS

The foregoing summary, as well as the following detailed description of the preferred embodiments, are better understood when they are read in conjunction with
10 the appended drawings. The drawings illustrate preferred embodiments of the invention to

illustrate aspects of the invention. However, the invention should not be considered to be limited to the specific embodiments that are illustrated and disclosed. In the drawings:

Figures 1A-E are diagrams of a device according to the present invention showing a firing signal applied to a piezoelectric print head chamber and the movement of ink within the chamber in response to the signal;

Figure 2 illustrates the effect of an antioxidant on the ink compositions according to the present invention; and

Figure 3 depicts an impulse ink jet printing apparatus operated by a method in accordance with the present invention.

10 DETAILED DESCRIPTION OF PREFERRED EMBODIMENTS

The present invention provides improved dispersion ink compositions for use with drop-on-demand or impulse ink jet systems. The invention further provides ink jet ink compositions capable of printing clear, well-defined alphanumeric text and narrow bar width bar codes on porous and non-porous substrates. Throughout the description, the invention is described in connection with a solvent based pigment dispersion wherein the dispersed pigment is carbon black. However, the particular pigment, and its associated color described herein, only illustrate the present invention and are not intended to be limitations. The invention is equally applicable to other pigments as long as the performance characteristics as herein described are not adversely affected. Accordingly, the invention should not be limited to the particular pigment described as the invention contemplates the application of other pigments.

As used herein, numerical ranges preceded by the term "about" should not be considered to be limited to the recited range. Rather, numerical ranges preceded by the term "about" should be understood to include a range accepted by those skilled in the art for any given element in impulse ink jet ink formulations according to the present invention.

The dispersion ink compositions of the present invention contain a pigment dispersion. The pigment dispersion contains at least a pigment, a polymeric dispersant, and a dispersion medium. Preferably, the dispersion medium is an ester, however other

dispersion mediums recognized by those skilled in the art, such as, for example, a glycol alkyl ether, a diol, or a diol ether are also suitable.

The pigment dispersion is present in the dispersion ink compositions according to the present invention in an amount from about 20 to about 50, preferably
5 about 30 to about 40, more preferably about 40 percent by weight.

According to the present invention, the pigment is present in the pigment dispersion from about 25 to about 45, preferably about 30 to about 40, more preferably about 35 to about 40, most preferably about 40 percent by weight. The preferred pigment is carbon black. It is further preferred that the pigment be processed such that it has an
10 average particle size of about 0.01 to about 5, preferably less than 1, most preferably about 0.6 or less microns in the final ink composition. Preferably, this is accomplished by filtering the final ink jet ink composition through filter such as, for example, a POLYFLOW® 0.6 micron filter (commercially available from Arbor Tech, Ann Arbor, MI).

15 The selection of the pigment and its concentration is based primarily on its dispersability in the ink composition and the intensity of its color in light of the particular application. The pigment is selected to render the ink composition visible to the human eye or a mechanical data collection device such as a bar code scanner or other type of optical character readers as specified in the American National Standard Institute's Bar
20 Code Print Quality Guideline (ANS X3.182-1990). Such optical reading devices generally operate in the wavelength range of from about 400 to about 980 nanometers. Preferably, images produced by the ink composition have a print contrast signal greater than about 90 percent. It will be recognized that print contrast signal is determined by subtracting the reflectance of the print from the reflectance of the paper and dividing the result by the
25 reflectance of the paper. A preferred pigment is REGAL 660TM carbon black (commercially available from Cabot Corporation, Billerica, Mass.).

The dispersant medium provides a substantially non-aqueous environment in which to disperse the pigment. The dispersion medium is present in the pigment dispersion in an amount of from about 25 to about 45, preferably about 30 to
30 about 40, more preferably about 30 to about 35 percent by weight. Suitable dispersion

mediums include glycol alkyl ethers, diols, diol ethers, and esters. Preferably, the dispersion medium is an ester. Preferred esters are one or more of the many chemically distinct, low molecular weight esters or diesters, such as, for example, diethyl oxalate, dibutyl oxalate, dimethyl malonate, diethyl malonate, di-*tert*-butyl malonate, dimethyl succinate, diethyl succinate, diethyl adipate, dimethyl sebacate, diethyl azelate, methylene diacetate, ethylene glycol diacetate, 2,2,4-trimethyl-1,3-pentanediol diisobutyrate, and triacetin. The preferred ester is dibutyl sebacate (n-decanoic acid di-n-butyl ester), such as, for example, UNIFLEX DBSTM (commercially available from Union Camp Corporation, Jacksonville, Florida).

10 The polymeric dispersant is present in the pigment dispersion in an amount of from about 15 to about 45, preferably from about 20 to about 40 percent by weight. Preferred polymeric dispersants are polyurethanes, polyacrylates, and polymeric/ fatty acid condensation polymers. More preferably, the polymeric dispersant is a polymer/fatty acid condensation polymer. Most preferably, the polymeric dispersant is a polyamine/ fatty acid condensation polymer. The preferred polymer/fatty acid condensation polymer is SOLSPERSE 13940TM (commercially available from Zeneca, Inc., Wilmington, Delaware).

 The polymeric dispersant is selected to effectively disperse the pigment. Preferably, the polymeric dispersant operates to disperse the pigment by adsorption onto the surface of the pigment and providing enough steric hindrance to keep the pigment dispersed. Preferably, the polymeric dispersant is also miscible with the dispersion medium. In this connection, the ratio of pigment to polymeric dispersant is critical to the storage stability and printhead performance of the ink compositions. Preferably, the pigment dispersion is prepared wherein the ratio of pigment to polymeric dispersant is from about 1:1 to about 1:0.68, more preferably, from about 1:0.8 to about 1:0.7, most preferably, about 1:0.75, based on neat dispersant that is 40% active.

 The dispersion ink compositions according to the present invention further comprise from about 15 to about 40, more preferably about 15 to about 25, percent by weight of a diol ether having a molecular weight less than about 400. More

preferably, the diol ether constitutes about 19.8 percent by weight of the ink composition. The diol ether should have a liquid phase between about 20 and about 70 °C, as this is the temperature range within which impulse-type ink jet printers are most commonly operated. The diol ether can comprise one or more of the many chemically
5 distinct, low molecular weight diol ethers known in the art, such as, for example, ethylene-glycol monomethyl ether, ethylene-glycol monoethyl ether, diethylene-glycol monomethyl ether, diethylene-glycol monobutyl ether, 1-butoxyethoxy-2-propanol, diethylene-glycol monethyl ether, ethylene-glycol monobutyl ether, ethylene-glycol monohexyl ether, phenyl glycol ethers, butoxytriglycol, methoxytriglycol, and
10 ethoxytriglycol. Polyoxyethylene glycols such as ethoxytriglycol and methoxytriglycol are preferred. Propylene glycol phenyl ether (DOWANOLTM PPh, W.H. Dow Center, Midland, Michigan) is particularly preferred.

The dispersion ink compositions according to the present invention further comprise from about 20 to about 60, preferably about 25 to 35, more preferably
15 about 30 percent by weight of a plasticizer. The plasticizer can comprise one or more of the many chemically distinct plasticizers known in the art, for example, butyl benzyl phthalate, dioctyl phthalate, diethyl phthalate, dimethyl phthalate, di-(2-ethylhexy)-adipate, diisobutyl phthalate, diisobutyl adipate, dicyclohexyl phthalate, glycerol tribenzoate, sucrose benzoate, polypropylene glycol dibenzoate, neopentyl glycol
20 dibenzoate, and dimethyl isophthalate. Dibutyl phthalate is preferred.

The dispersion ink compositions as described above are substantially free of water. As used herein, the term "substantially free of water" refers to a concentration of water of from about 0 to about 5.0 percent by weight.

It is desirable that the ink compositions of the present invention further
25 comprise from about 0.01 to about 5.0, preferably between about 0.01 and about 2.0, more preferably less than 1.0 percent by weight of an antioxidant. Preferably, the antioxidant constitutes about 0.2 percent by weight of the dispersion ink composition. The antioxidant is selected for its ability to improve the dynamic throughput performance in the printhead. Cavitation is the formation of gas bubbles in a liquid and
30 is caused by the presence of dissolved gasses in the liquid. Typically, the effects of

cavitation are often compounded when the particular jetting fluid, as described by the present invention, includes particles (i.e., the pigment). Typically, the particles create more nucleation sites for bubble growth.

Inside of an impulse-type printhead device, there is a piezo attached to a wall of a liquid chamber that expands and contracts causing an oscillating pressure field within the chamber. Referring now to FIGS. 1A-1E, one or more ink droplets 14c can be ejected from the nozzles 12 toward a substrate by selectively energizing and de-energizing piezoelectric transducers 13. In preferred embodiments, each transducer 13 is attached to a membrane, sealant, or some other flexible member 15a in physical contact with a volume of ink 14a contained within chamber 15. It is possible, however, that the transducer can be the chamber wall. The transducers are energized and de-energized through application of control signals. Although the control signal waveform could be selected from many known ink droplet firing signals, for brevity and simplicity of understanding, the firing control signal is shown in Figure 1A in the form of a square wave.

Formation of bubbles and the likelihood of their initial growth and subsequent shrinkage in the oscillating pressure field significantly reduce the printhead jetting performance. Figure 2 illustrates the effect of the antioxidant in the dispersion ink. The antioxidant present in the ink composition lowers the dissolved oxygen in the ink, thereby significantly improving its performance.

Preferably, the antioxidant can comprise one or more of the many chemically distinct, known antioxidants such as naphthols, substituted phenols, oximes, and aromatic amines. Suitable antioxidants include, for example, eugenol, hydroquinone, pyrocatechol, guaiacol (methyl catechol), butylated hydroxytoluene, butylated hydroxyanisole, methyl ethyl ketoxime, butylalldoxime, and cyclohexanone oxime. Cyclohexanone oxime is particularly preferred.

It will be appreciated that an antioxidant, as disclosed above, can be added to other fluids that can be used and jetted in a piezo-type impulse ink jet apparatus to effectively reduce cavitation in the print head and improve the printhead jetting performance. Exemplary fluids include polymer solutions (both aqueous and

non-aqueous), adhesives and any kind of coating.

Suitable fast-drying ink jet ink formulations and apparatus are disclosed in Canadian Patent File No. 2,311,072 filed on June 8, 2000 which may be referred to for further details.

5 Preferred fast-drying ink compositions comprise a solvent or a combination of solvents at from about 20 to about 95% by weight, a polymeric resin system at from about 1 to about 20% by weight and a colorant at from about 1 to about 20% by weight.

The preferred fast-drying ink compositions comprise low-boiling solvents. Generally, the solvents selected have a boiling point below 150°C. Preferred low-boiling
10 solvents include glycol alkyl ethers having about 3 to 20 carbon atoms, more preferably about 3 - 7 carbon atoms and most preferably 4 carbon atoms, a ketone alcohol, such as, for example, diacetone alcohol, 1,4-butanediol, denatured ethanol, benzyl alcohol and alkyl lactates. Glycol alkyl ethers are particularly preferred. The preferred glycol alkyl ether is propylene glycol methyl ether. The ink compositions according to this invention can
15 comprise any one of the above solvents or mixtures thereof. Preferably, such solvent or combination of solvents will be present in the ink jet ink composition at from about 20 to about 95% by weight, more preferably at from about 50 to 90% by weight and most preferably at from about 70 to about 88% by weight.

The preferred fast-drying ink compositions further comprise from about 1 to
20 about 20% of a polymeric resin. Preferred polymeric resins include polyester resins, polyamides, polyvinylbuterol resins, such as for example, MOWIFOL B3020HTM (commercially available from Hoechst, United Kingdom), phenolic resins, such as, for example, ALNOVOL PNTM 320 (commercially available from Hoechst, United Kingdom) and acrylic resins, such as styrene acrylic resin. The polymeric resin system of the ink
25 compositions according to this invention can comprise any one of the above polymeric resins or mixtures thereof and preferably contain only those stated resins as the polymeric resin compound. Preferably, the ink composition comprises about 1 to about 20% by weight of an alcohol-soluble polyester-based resin and about 1 to about

10 % by weight of a styrene acrylic polymer resin. More preferably, about 5 to 15 % of the alcohol-soluble polyester-based resin and about 3 to about 6 % by weight of the styrene acrylic polymer resin, and most preferably about 9 % by weight of the alcohol-soluble polyester-based resin and about 4.5 % by weight of the styrene acrylic polymer resin. One preferred alcohol soluble polyester is Prince 5180, manufactured by Lawter International, Northbrook, Ill. One preferred styrene acrylic polymer is Joncryl 678, available from S.C. Johnson & Son, Inc.

Preferred fast-drying ink compositions also comprise a colorant. The choice of colorant and its concentration principally depend on the solubility of the colorant and the intensity of its color for a particular application. Preferably, the colorant is selected to render the ink composition visible to the human eye or some mechanical data collection device, such as a bar code scanner or other type of optical character reader. A preferred colorant comprises a dye such as Orasol Black RLI, which is available from Ciba-Geigy Co. of Ardsley, N.Y. Preferably, the colorant comprises from about 1 to about 20 % by weight of the ink composition.

The fast drying impulse ink jet ink compositions for use in the present invention have been formulated to typically dry in from about 3 to about 35 seconds when used to print 150 dots per inch (DPI) text, and from about 5 to about 100 seconds for 150 DPI block characters. All print tests were performed with a Microcoder 32/16 printhead (commercially available from Trident International, Inc., Brookfield CT). As a baseline, the dry times were measured on a glass substrate at ambient temperature with no extraneous heating device applied. Measure dry times is typically an imprecise art. As referred to hereinafter, the dry times were obtained by measuring the time required to observe no visible smearing of the printed characters or blocks when rubbed with a substrate such as, for example, paper or a cotton swab. Those skilled in the art will recognize that the drying times of the fast-drying impulse ink jet ink compositions of the present invention will vary based upon the composition of the solvent or solvents selected and the particular amounts of each solvent.

For example, one preferred fast-drying ink jet ink composition that demonstrates the desired fast-drying properties has been prepared as follows:

- 12 -

	Propylene Glycol Methyl Ether (solvent)	about
	44.0%	
	Diacetone Alcohol (solvent)	about
	40.6%	
5	Prince TM 5180 (resin)	about 6.3%
	Joncryl 678 (resin)	about 1.7%
	Orasol Black RLI (dye)	about 7.4%

This formulation typically exhibits a dry time on a glass substrate of about 50 seconds for 150 DPI bock characters and about 19 seconds for 150 DPI text at ambient
 10 temperature. This ink jet ink formulation, when printing 150 DPI text on a high density polyethylene substrate, will dry in about 7 to 9 seconds at ambient temperature. On matte-coated, non-glossy stock paper, ink jet ink formulation will dry in about 3 to 4 seconds at ambient temperature when printing 150 DPI text.

In comparison, a more preferred fast-drying ink jet ink composition that
 15 demonstrates the desired fast-drying properties has been prepared as follows:

	Propylene Glycol Methyl Ether (solvent)	about 22.5%
	Denatured Ethanol (solvent)	about 55.0%
	Benzyl Alcohol (solvent)	about 5.0%
	Prince 5180 (resin)	about 9.0%
20	Joncryl 678 (resin)	about 4.5%
	Orasol Black RLI (dye)	about 5.0%

This formulation typically exhibits a dry time on a glass substrate of about 6 seconds for 150 DPI bock characters and about 3 seconds for 150 DPI text at ambient
 25 temperature. This ink jet ink formulation, when printing 150 DPI text on a high density polyethylene substrate, will dry in about 4 seconds at ambient temperature. On matte-coated, non-glossy stock paper, ink jet ink formulation will dry in about 2 seconds at ambient temperature when printing 150 DPI text.

Still, a most preferred fast-drying ink jet ink composition that
 demonstrates the desired fast-drying properties has been prepared as follows:

30	Propylene Glycol Methyl Ether (solvent)	about 80.0%
----	---	-------------

- 13 -

	Diacetone Alcohol (solvent)	about
	5.0%	
	Prince 5180 (resin)	about
	6.3%	
5	Joncryl 678 (resin)	about
	1.7%	
	Orasol Black RLI (dye)	about
	7.4%	

This formulation typically exhibits a dry time on a glass substrate of about 20 seconds
 10 for 150 DPI block characters and about 8.0 seconds for 150 DPI text at ambient
 temperature.

In one embodiment, water can be added to the fast-drying ink jet ink
 compositions as an additive to control an ink formulation's drying time, i.e., decrease
 the rate of drying, where especially fast-drying solvents are used, such as, for example,
 15 denatured ethanol. The water can be present at from about 1 to about 40 % by weight.
 The particular amount of water used will depend on the volatility of the solvents used.
 The following fast-drying ink jet ink formulation illustrates another preferred fast-
 drying ink composition wherein water was added to control a dry time that was
 otherwise too fast to allow for control of the print quality:

20	Denatured Ethanol (solvent)	about 67.0%
	Distilled Water (additive)	about 10.0%
	1,4-butanediol (solvent)	about 3.0%
	Mowifol B3020H (resin)	about 1.0%
	Alnovol PN 320 (resin)	about 14.0%
25	Valifast 3806 (dye)	about 5.0%

This formulation typically exhibits a dry time on a glass substrate of about 6.0 seconds
 for 150 DPI block characters and about 3.0 seconds for 150 DPI text at ambient
 temperature. In comparison, this formulation, without the water added, would dry
 almost instantly and the print quality was difficult to maintain.

30 One skilled in the art will recognize that the fast-drying impulse ink jet

- 14 -

ink formulations not only readily form a viscosity barrier at the orifice of the nozzle, but also eliminate the need for extraneous heating devices such as, for example, microwave heaters, forced hot air heaters, convection heaters and the like, that are typically employed to increase the rate at which the ink dries on a substrate.

5 A preferred process according to the present invention is depicted in Figure 3, wherein one or more droplets (12) of the ink composition are ejected from orifices (14) by selectively energizing and de-energizing piezoelectric transducers (not shown) in a print head (10). The operation of the transducers and hence, the ejection of the droplet is controlled by a processing means (16) such as a computer. Such a process and system are
10 disclosed in U.S. Patent No. 4,646,106, which may be referred to for further details.

 After ejection from the print head (10), the droplet (12) is directed to a receiving surface (21) on the substrate (20) to form a printed image. The printed image should be clear and well-defined, even on porous substrates such as kraft paper and corrugated cardboard. It will be recognized that the edge definition of a printed letter or
15 character produced by an ink jet printer can be related to the capacity of the printer to form circular dots of perfect or near perfect circularity. It is preferred that the print images recorded in accordance with the present invention have circularity greater than about 0.7 and that said circularity be determined as set forth in U.S. Patent No. 4,361,843 in the names of Cooke, et al, which may be referred to for further details.

20 Numerous printing substrates such as papers, glasses, metals and plastics are known in the art to comprise receiving surfaces with which ink droplets can be contacted. It will be recognized that substrates can vary greatly in terms of physicochemical properties such as smoothness, porosity and surface treatment and that such physicochemical properties will greatly influence the printing process and the choice
25 of an ink composition. The ink compositions of the present invention form clear, well-defined bar code images on kraft paper, corrugated cardboard and other relatively porous substrates having a smoothness of about 300 to about 450 Sheffield units, preferably between about 345 and about 400 Sheffield units. In comparison, various of the prior art dye-based ink compositions form ill-defined bar code images on

the same porous substrate.

It is preferred that the processes of the present invention be performed at temperatures between about 20 and about 70°C, more preferably between about 30 and about 60°C. At these temperatures, suitable application viscosities of the ink
5 compositions can be obtained. It is preferred that the ink have a viscosity between about 10 and about 15 cps at 60°C.

It is also preferred that the ink composition has a surface tension of from about 32 to about 38 dynes/cm at 25°C.

As shown in Figure 2, the substrate (20) preferably has a component of
10 movement transverse to the path of the droplet (12). Such relative movement can be produced by moving the substrate (20) past a stationary print head (10), as shown in Figure 2, or by moving the print head past a stationary substrate. The accuracy and/or clarity of the recorded information optionally can be determined by reading the information with a mechanical data collection device (30) positioned upstream from the
15 print head (10).

Additional objects, advantages, and novel features of this invention will become apparent to those skilled in the art upon examination of the following examples thereof, which are not intended to be limiting, wherein parts and percents are by weight unless otherwise indicated.

20 Example 1

A pigment dispersion ink was made by mixing the 400 grams of REGAL 660 carbon black pigment (Cabot Corporation, Billerica, Mass.) together with about 300 grams of UNIFLEX DBS dibutyl sebacate (Union Camp Corporation, Jacksonville, Florida) and about 300 grams of 40-45 percent active SOLSPERSE 13940
25 polymeric dispersant (Zenica Colors, Inc., Wilmington Delaware). The pigment to polymeric dispersant ratio was 1:0.75. The mixture was pre-mixed for about 2 hours in order to ensure proper wetting of the pigment. Next, the dispersion was charged into a media mill consisting of about 0.8 to about 1.0 millimeter zirconium-silicon dioxide beads. The dispersion was then mixed at high speeds in the media mill for about 5
30 hours to achieve grinding of the carbon black pigment. The dispersion was then filtered

- 16 -

through a coarse filter to remove the media for additional use. The pigment dispersion of this example was very stable, exhibiting no gellation or separation of solids, indefinitely.

Next, about 400 grams of the above dispersion was diluted under
5 agitation with about 198 grams of propylene glycol phenyl ether (DOWANOL PPh, W.H. Dow Center, Midland, Michigan) and about 400 grams of dibutyl phthalate. About 20 grams of the antioxidant, hydroquinone, was added next and the resultant ink composition was mixed for about 2 hours at room temperature. The ink composition was then filtered first through a 1.0 micron Glass-tech II filter followed by filtration
10 through a 0.6 micron PolyFlow filter. The ink jet ink composition of this example exhibited excellent dynamic performance; excellent print qualities; a desirable viscosity of about 35 cps at about 25°C; a desirable viscosity of about 12 cps at about 60°C; and a surface tension of about 36 dynes/cm at 25°C.

Dynamic performance was measured by continuously printing bar codes
15 for one hour using an Ultrajet II 352/32 impulse ink jet printhead (Trident International, Brookfield, Connecticut). This impulse ink jet printhead has 11 orifices per channel. After one hour has passed, the print quality of the bar codes is evaluated. A clogged or air-entrained orifice will manifest as a visible defect in the printed bar code.

Example 2

20 A pigment dispersion ink was made by mixing 400 grams of REGAL 660 carbon black pigment (Cabot Corporation, Billerica, Mass.) together with about 350 grams of UNIFLEX DBS dibutyl sebacate (Union Camp Corporation, Jacksonville, Florida) and about 250 grams of 40-45 percent active SOLSPERSE 13940 polymeric dispersant (Zenica Colors, Inc., Wilmington Delaware). The pigment to polymeric
25 dispersant ratio was 1:0.62. The mixture was pre-mixed for about 2 hours in order to ensure proper wetting of the pigment. Next, the dispersion was charged into a media mill consisting of about 0.8 to about 1.0 millimeter zirconium-silicon dioxide beads. The dispersion was then mixed at high speeds in the media mill for about 5 hours to achieve grinding of the carbon black pigment. The dispersion was then filtered through
30 a coarse filter to remove the media for additional use. The pigment dispersion of this

example was unstable as solid pigment separated after about an hour.

Example 3

A pigment dispersion ink was made by mixing 400 grams of REGAL 660 carbon black pigment (Cabot Corporation, Billerica, Mass.) together with about 5 300 grams of UNIFLEX DBS dibutyl sebacate (Union Camp Corporation, Jacksonville, Florida) and about 300 grams of 40-45 percent active SOLSPERSE 13940 polymeric dispersant (Zenica Colors, Inc., Wilmington Delaware). The pigment to polymeric dispersant ratio was 1:0.75. The mixture was pre-mixed for about 2 hours in order to ensure proper wetting of the pigment. Next, the dispersion was charged into a media 10 mill consisting of about 0.8 to about 1.0 millimeter zirconium-silicon dioxide beads. The dispersion was then mixed at high speeds in the media mill for about 5 hours to achieve grinding of the carbon black pigment. The dispersion was then filtered through a coarse filter to remove the media for additional use. The pigment dispersion of this example was very stable, exhibiting no gellation or separation of solids, indefinitely.

15 Next, about 400 grams of the above dispersion was diluted under agitation with about 600 grams of UNIFLEX DBS dibutyl sebacate (Union Camp Corporation, Jacksonville, Florida). The resultant ink composition was mixed for about 2 hours at room temperature. The ink composition was then filtered first through a 1.0 micron Glass-tech II filter followed by filtration through a 0.6 micron PolyFlow filter. 20 The ink jet ink composition of this example exhibited good print qualities, however, compatibility problems were experienced with components of the printhead. The resulting viscosities were about 30 cps at about 25°C and about 8.5 cps at about 60°C. The surface tension was about 30 dynes/cm at 25°C.

Example 4

25 The pigment dispersion ink was made by mixing 400 grams of REGAL 660 carbon black pigment (Cabot Corporation, Billerica, Mass.) together with about 300 grams of UNIFLEX DBS dibutyl sebacate (Union Camp Corporation, Jacksonville, Florida) and about 300 grams of 40-45 percent active SOLSPERSE 13940 polymeric dispersant (Zenica Colors, Inc., Wilmington Delaware). The pigment to polymeric

dispersant ratio was 1:0.75. The mixture was pre-mixed for about 2 hours in order to ensure proper wetting of the pigment. Next, the dispersion was charged into a media mill consisting of about 0.8 to about 1.0 millimeter zirconium-silicon dioxide beads. The dispersion was then mixed at high speeds in the media mill for about 5 hours to
5 achieve grinding of the carbon black pigment. The dispersion was then filtered through a coarse filter to remove the media for additional use. The pigment dispersion of this example was very stable, exhibiting no gellation or separation of solids, indefinitely.

Next, about 400 grams of the above dispersion was diluted under agitation with about 198 grams of propylene glycol phenyl ether (DOWANOL PPh,
10 W.H. Dow Center, Midland, Michigan) and about 400 grams of dibutyl phthalate. The resultant ink composition was mixed for about 2 hours at room temperature. The ink composition was then filtered first through a 1.0 micron Glass-tech II filter followed by filtration through a 0.6 micron PolyFlow filter. The ink jet ink composition of this example exhibited poor dynamic performance without the antioxidant. The print
15 quality was satisfactory; the viscosity was about 44 cps at about 25°C; the viscosity was about 13.5 cps at about 60°C; and the surface tension was about 36 dynes/cm at 25°C.

Those skilled in the art will appreciate that numerous changes and modifications can be made to the preferred embodiments of the invention and that such
20 changes and modifications can be made without departing from the spirit of the invention. It is therefore intended that the appended claims cover all such equivalent variations as fall within the true spirit and scope of the invention.

The embodiments of the invention in which an exclusive property or privilege is claimed are defined as follows:

1. A dispersion ink composition for use in impulse ink jet printers, comprising:
 - (a) from about 20 to about 50 percent by weight of a pigment dispersion, wherein said pigment dispersion comprises from about 25 to about 45 percent by weight of a pigment; from about 15 to about 45 percent by weight of a polymeric dispersant and from about 25 to about 45 percent by weight of a dispersion medium, wherein the ratio of pigment to polymeric dispersant is from about 1:1 to about 1:0.7;
 - (b) from about 10 to about 40 percent by weight of a glycol ether; and
 - (c) from about 30 to about 60 percent by weight of a plasticizer, said ink composition being substantially free of water.
2. The ink composition of claim 1 wherein the pigment comprises carbon black.
3. The ink composition of claim 1 wherein the polymeric dispersant comprises polyurethanes, polyacrylates, polymeric/fatty acid condensation polymers and mixtures thereof.
4. The ink composition of claim 1 wherein the dispersion medium comprises an ester.
5. The ink composition of claim 4 wherein the ester is selected from the group consisting of diethyl oxalate, dibutyl oxalate, dimethyl malonate, diethyl malonate, di-tert-butyl malonate, dimethyl succinate, diethyl succinate, diethyl adipate, dimethyl sebacate, dibutyl sebacate, diethyl azelate, methylene diacetate, ethylene glycol diacetate, 2,2,4-trimethyl-1,3-pentanediol diisobutyrate, triacetin and mixtures thereof.
6. The ink composition of 5 wherein the ester is dibutyl sebacate.
7. The ink composition of claim 1 wherein the pigment dispersion comprises

- 20 -

from about 30 to about 40 percent by weight of the pigment; from about 20 to about 40 percent by weight of the polymeric dispersant and from about 30 to about 40 percent by weight of the dispersion medium, the dispersion medium comprising an ester.

8. The ink composition of claim 1 wherein the glycol ether comprises propylene glycol methyl ether, dipropylene glycol phenyl ether, propylene glycol phenyl ether, tripropylene glycol phenyl ether, ethylene glycol phenyl ether, diethylene glycol methyl ether, triethylene glycol butyl ether, propylene glycol n-propyl ether, dipropylene glycol n-propyl ether, or mixtures thereof.

9. The ink composition of claim 1 wherein the plasticizer comprises alkyl benzyl phthalates, dioctyl phthalate, butyl benzyl phthalate, dioctyl phthalate, diethyl phthalate, dimethyl phthalate, di-(2-ethylhexy)-adipate, diisobutyl phthalate, diisobutyl adipate, dicyclohexyl phthalate, glycerol tribenzoate, sucrose benzoate, polypropylene glycol dibenzoate, neopentyl glycol dibenzoate, dimethyl isophthalate, or mixtures thereof

10. The ink composition of claim 1 wherein the average particle size of the pigment is less than about 1.0 microns.

11. The ink composition of claim 1 wherein the average particle size of the pigment is less than about 0.6 microns.

12. The ink composition of claim 1 comprising from about 40% to about 60% by weight of said plasticizer.

13. A process of recording information on a substrate with an impulse ink jet printer comprising:

providing an ink composition comprising:

from about 20 to about 50 percent by weight of a pigment dispersion, wherein said pigment dispersion comprises from about 25 to about 45 percent by weight of a pigment; from about 15 to about 45 percent by weight of a polymeric dispersant and from about 25 to about 45 percent by weight of a dispersion medium, wherein the ratio of

- 21 -

pigment to polymeric dispersant is from about 1:1 to about 1:0.7;

from about 10 to about 20 percent by weight of a glycol ether; and

from about 30 to about 60 percent by weight of a plasticizer, said ink composition being substantially free of water;

ejecting one or more droplets of the ink composition from an orifice;

and

contacting the droplets with a receiving surface on the substrate.

14. The process of claim 13 wherein the pigment is carbon black.

15. The process of claim 13 wherein the average particle size of the pigment is less than about 1.0 microns.

16. The process of claim 13 wherein the average particle size of the pigment is less than about 0.6 microns.

17. The process of claim 13 wherein the pigment dispersion comprises from about 30 to about 40 percent by weight of the pigment; from about 20 to about 40 percent by weight of the polymeric dispersant and from about 30 to about 40 percent by weight of the dispersion medium, the dispersion medium comprising an ester.

18. The process of claim 13 wherein the glycol ether comprises propylene glycol methyl ether, dipropylene glycol phenyl ether, propylene glycol phenyl ether, tripropylene glycol phenyl ether, ethylene glycol phenyl ether, diethylene glycol methyl ether, triethylene glycol butyl ether, propylene glycol n-propyl ether, dipropylene glycol n-propyl ether, dipropylene glycol n-propyl ether, or mixtures thereof.

19. The process of claim 13 wherein the plasticizer comprises alkyl benzyl phthalates, dioctyl phthalate, butyl benzyl phthalate, dioctyl phthalate, diethyl phthalate, dimethyl phthalate, di-(2-ethylhexy)-adipate, diisobutyl phthalate, diisobutyl adipate, dicyclohexyl phthalate, glycerol tribenzoate, sucrose benzoate, polypropylene glycol dibenzoate, neopentyl glycol dibenzoate, dimethyl isophthalate, or mixtures thereof.

- 22 -

20. The process of claim 13 wherein the polymeric dispersant comprises polyurethanes, polyacrylates, polymeric/fatty acid condensation polymers, or mixtures thereof.
21. The process of claim 13 wherein the polymeric dispersant comprises a polymeric/fatty acid condensation polymer.
22. The process of claim 13 wherein the polymeric dispersant comprises a polyamine/fatty acid condensation polymer.
23. The process of claim 13 wherein the dispersion medium is an ester.
24. The process of claim 23 wherein the ester is selected from the group consisting of diethyl oxalate, dibutyl oxalate, dimethyl malonate, diethyl malonate, di-tert-butyl malonate, dimethyl succinate, diethyl succinate, diethyl adipate, dimethyl sebacate, dibutyl sebacate, diethyl azelate, methylene diacetate, ethylene glycol diacetate, 2,2,4-trimethyl-1,3-pentanediol diisobutyrate and triacetin.
25. The process of claim 24 wherein the ester comprises dibutyl sebacate.
26. The method of claim 13 wherein the ink comprises from about 40% to about 60% by weight of said plasticizer.

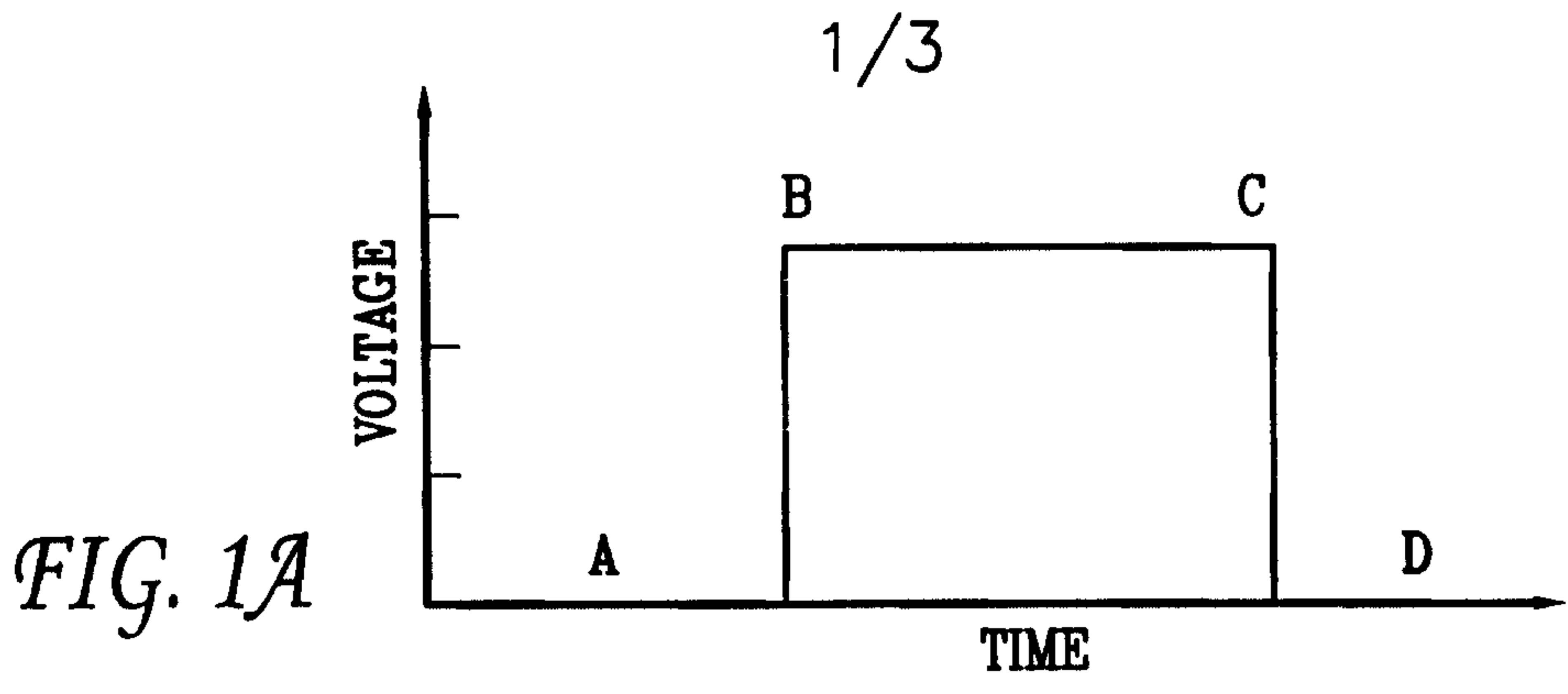


FIG. 1A

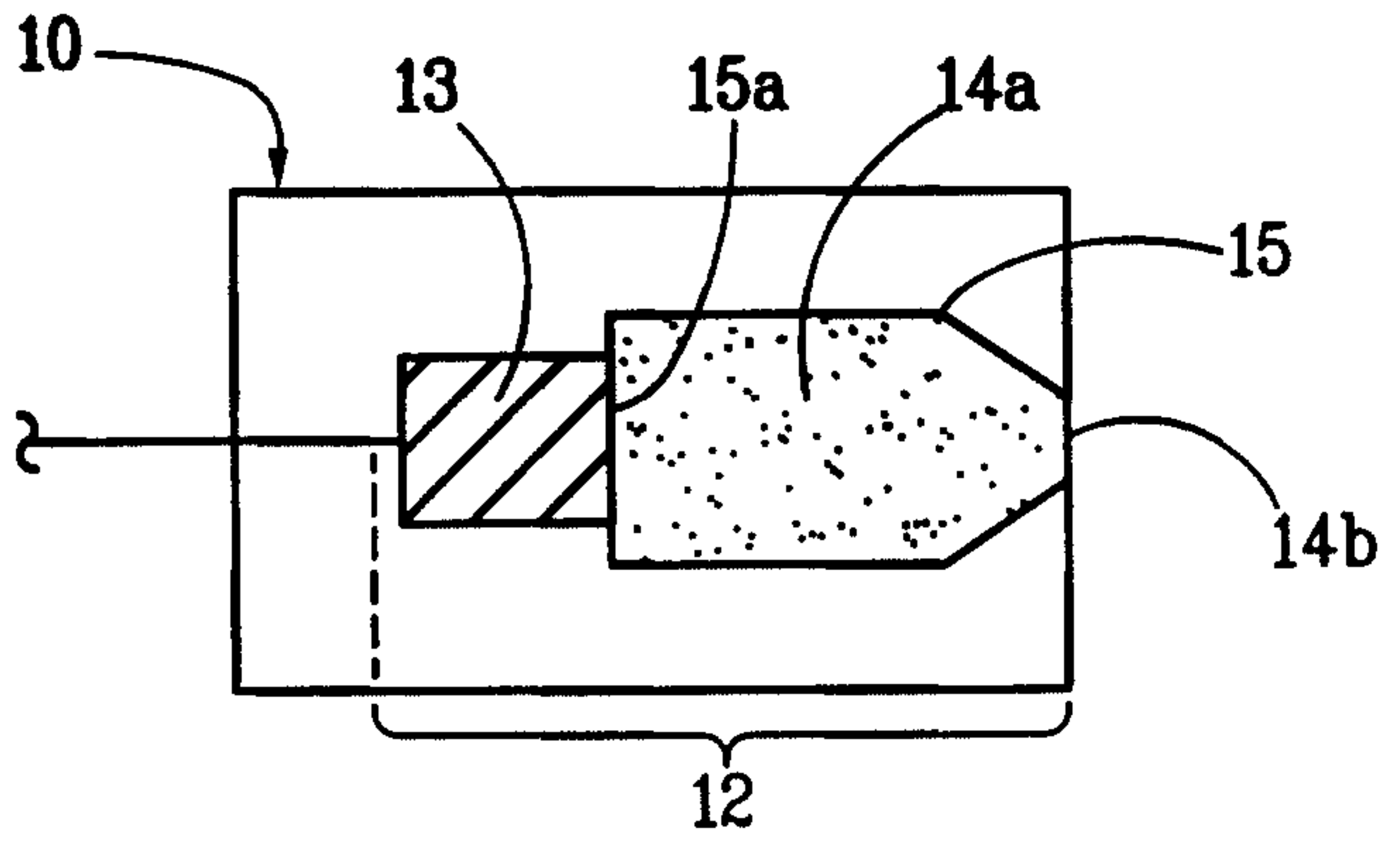


FIG. 1B

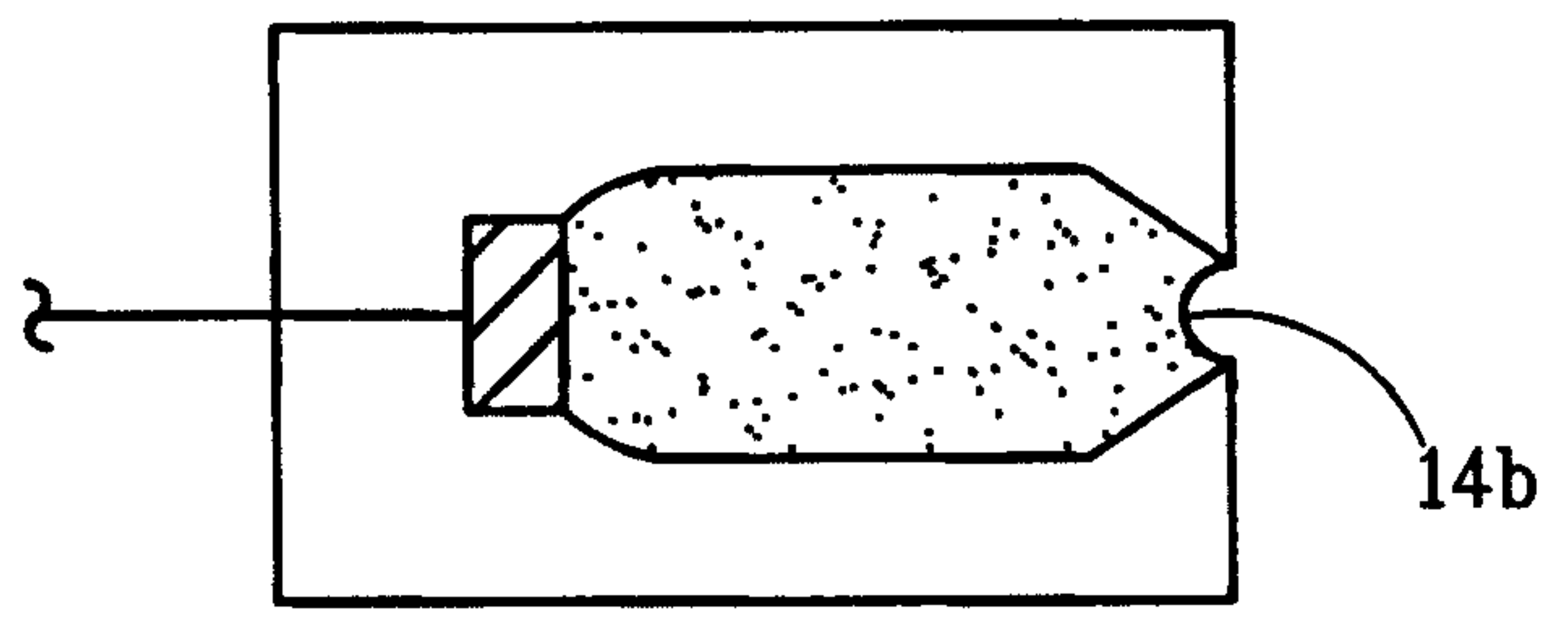


FIG. 1C

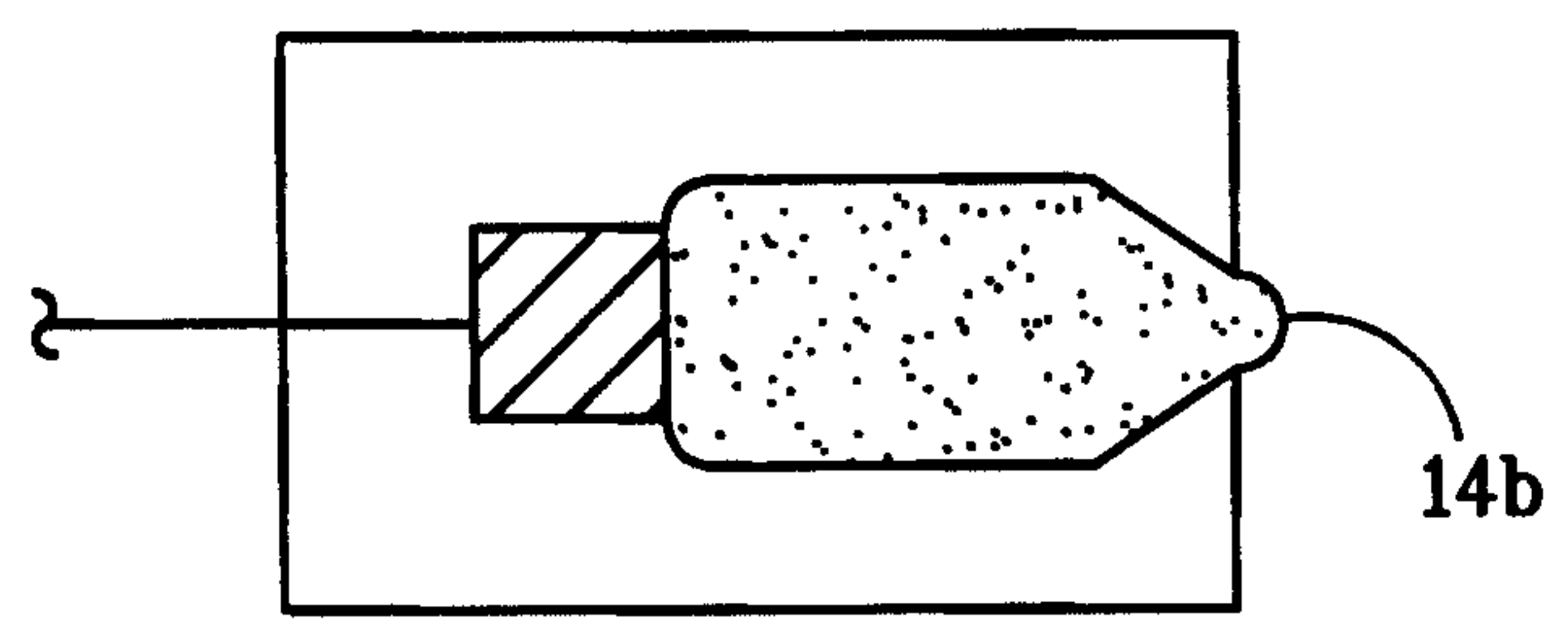


FIG. 1D

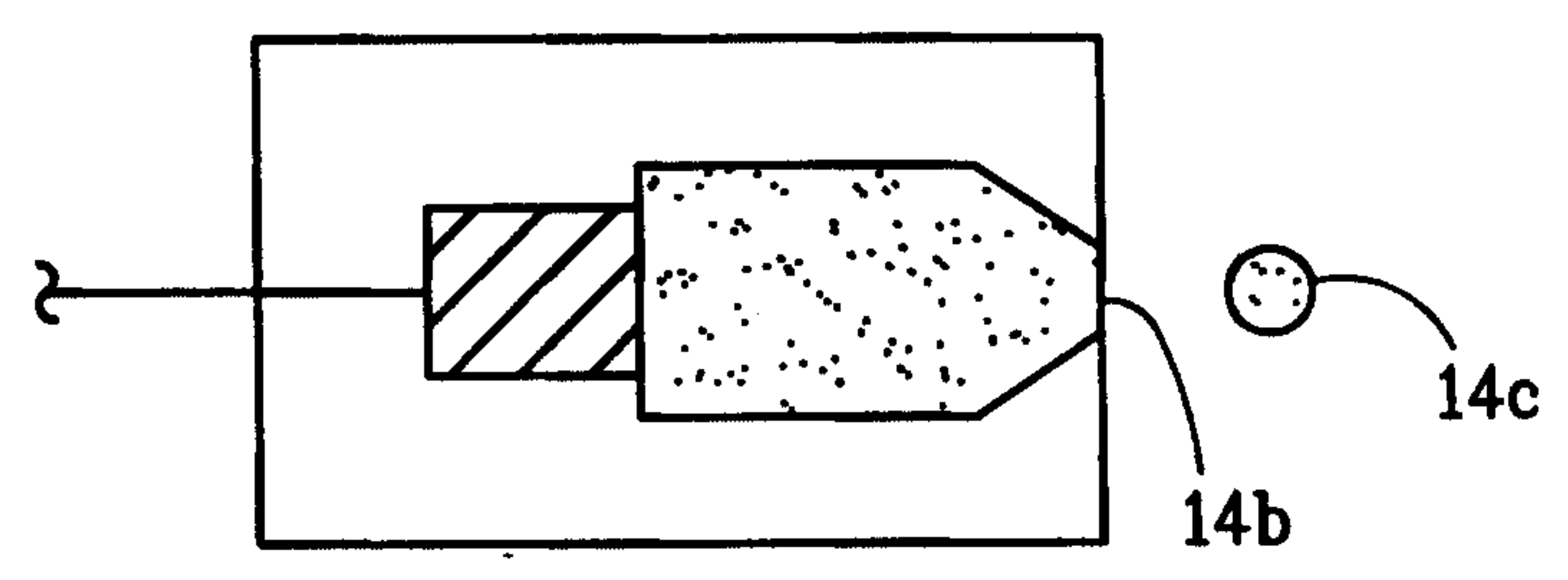


FIG. 1E

Lialyca & Singler
PATENT AGENTS

Dissolved Oxygen Content
of Dispersion inks

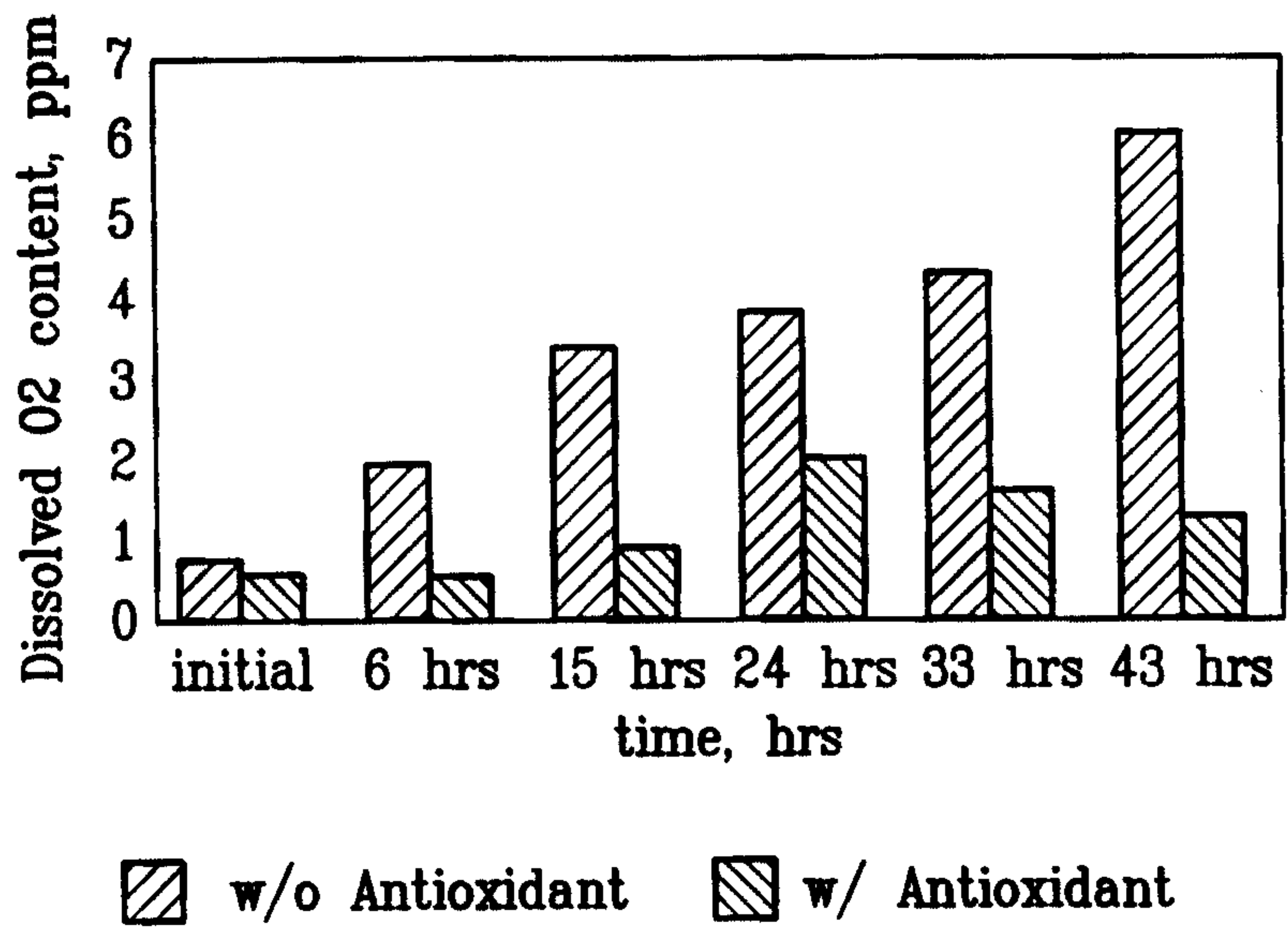
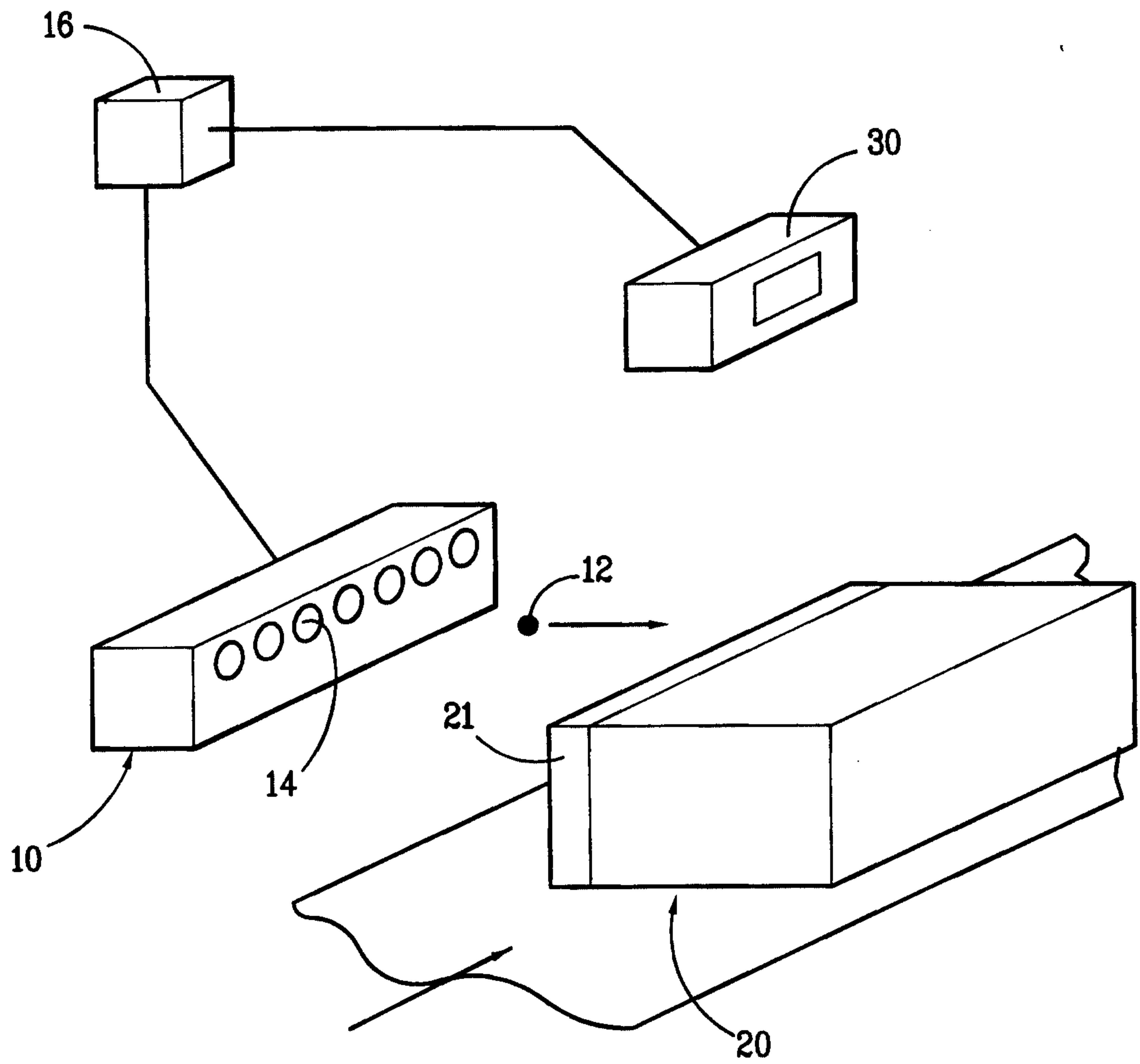


FIG. 2

Sealyon & Associates
PATENT AGENTS

3/3

FIG. 3



Diabylon & Associates
PATENT AGENTS

