



US00D749461S

(12) **United States Design Patent**
Wong

(10) **Patent No.:** **US D749,461 S**

(45) **Date of Patent:** **** Feb. 16, 2016**

- (54) **PORTION OF A FASTENER**
- (71) Applicant: **Tin Cham Wong**, Hong Kong (HK)
- (72) Inventor: **Tin Cham Wong**, Hong Kong (HK)
- (**) Term: **14 Years**
- (21) Appl. No.: **29/520,683**
- (22) Filed: **Mar. 17, 2015**
- (51) **LOC (10) Cl.** **02-07**
- (52) **U.S. Cl.**
USPC **D11/200**
- (58) **Field of Classification Search**
USPC D11/1-2, 200-201, 206-210, 214-218,
D11/87; 24/163 R, 169-171, 173, 177-179,
24/191, 194-195, 197, 200, 614-616, 625,
24/198, 578.11, 578.1, 163 K, 114
CPC A44B 11/26; A44B 11/25; A44B 11/06
See application file for complete search history.

D36,487 S *	8/1903	Prahar	D11/200
D42,604 S *	6/1912	Huml	D11/207
D62,648 S *	7/1923	Schick	D11/87
D63,009 S *	9/1923	Schick	D11/87
D81,396 S *	6/1930	Negbaur	D11/215
1,892,918 A *	1/1933	Waller	A44B 99/00 24/511
D125,092 S *	2/1941	Naslund	D11/215
2,469,994 A *	5/1949	Ruderman	A44C 1/00 220/62
D154,527 S *	7/1949	Bardach	D11/87

* cited by examiner

Primary Examiner — Ralf Seifert

(57) **CLAIM**

The ornamental design for a portion of a fastener, as shown and described.

DESCRIPTION

FIG. 1 is a perspective front view of a portion of a fastener; FIG. 2 is a front elevation view thereof; the rear elevation view being an identical image thereof; and, FIG. 3 is a left side elevation view thereof; the right side view, the top plan view, and the bottom plan view being identical images thereof.


The broken lines shown in the drawings illustrate portions of the portion of a fastener that form no part of the claimed design.

1 Claim, 1 Drawing Sheet

(56) **References Cited**

U.S. PATENT DOCUMENTS

D21,363 S *	2/1892	Adams	D11/219
707,054 A *	8/1902	Dowse	A44B 17/0052 24/114.9
D36,486 S *	8/1903	Prahar	D11/200






FIG. 1




FIG. 2



FIG. 3