

(12) INTERNATIONAL APPLICATION PUBLISHED UNDER THE PATENT COOPERATION TREATY (PCT)

(19) World Intellectual Property Organization
International Bureau



(43) International Publication Date
7 July 2011 (07.07.2011)

(10) International Publication Number
WO 2011/081679 A1

PCT

(51) International Patent Classification:
A61K 33/00 (2006.01)

(21) International Application Number:
PCT/US2010/043944

(22) International Filing Date:
30 July 2010 (30.07.2010)

(25) Filing Language: English

(26) Publication Language: English

(30) Priority Data:
61/292,139 4 January 2010 (04.01.2010) US
61/292,806 6 January 2010 (06.01.2010) US

(71) Applicant (for all designated States except US): **PEN-TEC HEALTH, INC.** [US/US]; 4 Creek Parkway, Boothwyn, PA 19061 (US).

(72) Inventor; and

(75) Inventor/Applicant (for US only): **MOORE, Eileen** [US/US]; 5375 Peachtree Lane South, Parma, OH 44134 (US).

(74) Agents: **KENESKY, Craig, S.** et al.; Wilson Sonsini Goodrich & Rosati, 650 Page Mill Road, Palo Alto, CA 94304-1050 (US).

(81) Designated States (unless otherwise indicated, for every kind of national protection available): AE, AG, AL, AM, AO, AT, AU, AZ, BA, BB, BG, BH, BR, BW, BY, BZ, CA, CH, CL, CN, CO, CR, CU, CZ, DE, DK, DM, DO, DZ, EC, EE, EG, ES, FI, GB, GD, GE, GH, GM, GT, HN, HR, HU, ID, IL, IN, IS, JP, KE, KG, KM, KN, KP, KR, KZ, LA, LC, LK, LR, LS, LT, LU, LY, MA, MD, ME, MG, MK, MN, MW, MX, MY, MZ, NA, NG, NI, NO, NZ, OM, PE, PG, PH, PL, PT, RO, RS, RU, SC, SD, SE, SG, SK, SL, SM, ST, SV, SY, TH, TJ, TM, TN, TR, TT, TZ, UA, UG, US, UZ, VC, VN, ZA, ZM, ZW.

(84) Designated States (unless otherwise indicated, for every kind of regional protection available): ARIPO (BW, GH, GM, KE, LR, LS, MW, MZ, NA, SD, SL, SZ, TZ, UG, ZM, ZW), Eurasian (AM, AZ, BY, KG, KZ, MD, RU, TJ, TM), European (AL, AT, BE, BG, CH, CY, CZ, DE, DK, EE, ES, FI, FR, GB, GR, HR, HU, IE, IS, IT, LT, LU, LV, MC, MK, MT, NL, NO, PL, PT, RO, SE, SI, SK, SM, TR), OAPI (BF, BJ, CF, CG, CI, CM, GA, GN, GQ, GW, ML, MR, NE, SN, TD, TG).

Published:

— with international search report (Art. 21(3))

(54) Title: NUTRITIVE COMPOSITIONS AND METHODS OF USING SAME

(57) Abstract: The invention provides intradialytic parenteral nutrition (IDPN) compositions with low carbohydrate for the treatment of malnutrition in dialysis subjects. In some embodiments, the IDPN compositions are advantageous for the treatment of malnutrition in subjects who are diabetic or suffer from other glucose management related pathologies or subjects who benefit from strict fluid management.



WO 2011/081679 A1

NUTRITIVE COMPOSITIONS AND METHODS OF USING SAME

[0001] This application claims priority to U.S. Provisional App. No. 61/292,139, filed on January 4, 2010, and U.S. Provisional App. No. 61/292,806, filed on January 6, 2010. Each of the above applications is incorporated by reference herein in its entirety.

FIELD OF THE INVENTION

[0002] The invention provides nutrition supplement compositions for subjects receiving dialysis treatment and methods of using the nutrition supplement compositions. In some embodiments the nutrition supplement compositions comprise reduced levels of carbohydrates and lower volume to reduce complications in subjects. In some cases, the subjects are diabetic or suffer from other glucose management related pathologies, or subjects benefit from strict fluid management.

BACKGROUND OF THE INVENTION

[0003] Severe malnutrition remains a problem for subjects receiving maintenance hemodialysis (MHD). Dialysis subjects often have poor appetites and low energy. This malnutrition is reflected in low serum albumin concentrations, a strong predictor of increased morbidity and mortality. (Moore and Lindenfield, *Support Line* 29(5):7-16 (Oct. 2007)). Subjects are often treated using diet liberalization, oral supplements and enteral feeding. When these methods are not effective intradialytic parenteral nutrition (IDPN) can be utilized for more aggressive nutrition repletion efforts.

[0004] IDPN is infused during the hemodialysis procedure. IDPN has been used for decades and has resulted in weight gain and improved protein levels in subjects. (U.S. Publication No. 2005/0148647). During IDPN infusion into a subject, the subject's blood glucose must be monitored to avoid problems, such as hyperglycemia and hypoglycemia. Serum bicarbonate and carbon dioxide levels must also be monitored to check for acidosis caused by administration of amino acids.

[0005] IDPN is usually administered in one liter of solution, and occasionally micronutrients, like vitamins and minerals are co-administered in or with IDPN. Literature suggests that IDPN is effective in decreasing morbidity and mortality in hemodialysis (MHD) subjects, leads to increased levels of serum albumin and creatinine levels, and increased body weight. (Moore and Celano, *Nutrition in Clinical Practice*, 20(2):202-212 (2005)). Hypoglycemia is another potential dangerous result of the administration of insulin during IDPN with symptoms of nervousness, sweating, intense hunger, trembling, weakness, palpitations, and trouble speaking.

[0006] Problems associated with IDPN include hyperglycemia, complications in subjects with insulin resistance or other problems associated with glucose management, as well as complications in subjects who require strict fluid management. The glucose concentrations administered with IDPN can cause hyperglycemia and hypoglycemia in some subjects. The administration of insulin can sometimes successfully treat this hyperglycemia, but some subjects demonstrate insulin resistance, and might not respond to insulin treatment. (Goldstein and Strom, *Journal of Renal Nutrition* 1(1):9-22 (Jan. 1991)). Hyperglycemia is a major barrier to effective nutrition support even outside the context of hemodialysis.

Many studies report associations between hyperglycemia and increased morbidity and mortality. (McCowen and Bistrian, *Nutrition in Clinical Practice*, 19(3):235-244 (Jun. 2004)). Moreover, the amount of fluid in typical IDPN treatment is a barrier to use in subjects with strict fluid management.

SUMMARY OF THE INVENTION

[0007] In one aspect the invention provides a sterile aqueous composition for parenteral administration comprising between 2 and 26 g of dextrose; and between 12 and 45 g of amino acids; wherein the dosage form is an aqueous composition has a volume less than 450 mL.

[0008] In another aspect the invention provides a sterile aqueous composition for parenteral administration comprising between 2 and 26 g of dextrose; between 12 and 45 g of amino acids; and between 8 and 25 g of lipids. In one embodiment the amino acids comprise seventeen amino acids. In another embodiment the seventeen amino acids are lysine, leucine, phenylalanine, valine, histidine, isoleucine, methionine, threonine, tryptophan, tlanine, arginine, glycine, proline, glutamic acid, serine, aspartic acid, and tyrosine. In another embodiment an aqueous composition further comprises lipids. In another embodiment the lipids are present in the aqueous composition in an amount between 5 to 30% mass/volume. In another embodiment the lipids are present in the aqueous composition in an amount less than 5% mass/volume. In another embodiment the lipids are present in the aqueous composition in an amount between 5 to 30% mass/volume. In another embodiment the lipids are present in the aqueous composition in an amount less than 5% mass/volume. In another embodiment an aqueous composition further comprises micronutrients. In another embodiment the composition is contained within a sterile container suitable for parenteral administration of the aqueous composition.

[0009] In another aspect the invention provides a method for treating malnutrition in a hemodialysis subject in need thereof comprising formulating an aqueous composition comprising between 1 and 10% mass/volume of dextrose and 7 to 20% mass/volume of amino acids based on a body mass measurement of the subject and the intended duration of the hemodialysis and parenterally administering said aqueous composition in conjunction with the hemodialysis. In one embodiment treating the malnutrition comprises raising said subject's albumin levels by 0.2-0.4 g/dL in 1 to 3 months. In another embodiment treating the malnutrition comprises raising said subject's albumin levels by 0.2-0.4 g/dL in 1 to 6 months. In another embodiment treating the malnutrition comprises raising said subject's albumin levels by 0.2-0.4 g/dL in 1 to 12 months. In another embodiment treating the malnutrition comprises raising said subject's albumin levels by 0.2-0.4 g/dL in 1 to 3 years. In another embodiment treating the malnutrition comprises raising said subject's albumin levels by 0.2-0.4 g/dL in 1 to 5 years. In another embodiment treating the malnutrition comprises raising said subject's albumin levels by 0.2-0.4 g/dL in 1 to 10 years. In another embodiment treating the malnutrition comprises raising said subject's albumin levels to 3.8 g/dL. In another embodiment the aqueous composition comprises between 2 and 7% dextrose and between 9 and 16% amino acids. In another embodiment the aqueous composition lacks lipids. In another embodiment the aqueous composition comprises lipids. In another embodiment hemodialysis is performed with a Fresenius 2008 series, a B.Braun Dialog+, a Gambro Phoenix System, a Redy 2000, a Baxter SPS550/1550, an Althin 1000, an Althin Altratouch 1000, an Althin Tina, a Meridian, an Aurora system

1000, a NxStage System, or a Fresenius 2008K dialysis machine. In another embodiment the aqueous composition is introduced into a hemodialysis machine by a venous drip chamber. In another embodiment the subject is administered said aqueous composition 1-5 times per week. In another embodiment the subject is administered said aqueous composition each time said subject undergoes dialysis for 1-3 months. In another embodiment the subject is administered said aqueous composition each time said subject undergoes dialysis for 1-6 months. In another embodiment the subject is administered said aqueous composition each time said subject undergoes dialysis for 1-12 months. In another embodiment the subject is administered said aqueous composition each time said subject undergoes dialysis for 1-3 years. In another embodiment the subject is administered said aqueous composition each time said subject undergoes dialysis for 1-5 years. In another embodiment the subject is administered said aqueous composition each time said subject undergoes dialysis for 1-10 years. In another embodiment the subject's albumin levels increase by 0.2g/deciliter within three months after the first administration of said composition. In another embodiment the subject's albumin levels increase by 0.4g/deciliter within three months after the first administration of said composition. In another embodiment the subject is a child. In another embodiment the subject is under about 8 years old. In another embodiment the subject is under about 12 years old. In another embodiment the subject is from about 1 to about 18 years old. In another embodiment the subject is from about 5 to about 12 years old. In another embodiment the composition comprises less than 430 mls in volume. In another embodiment the subject is older than 18 years old. In another embodiment the subject has reduced side effects associated with infusion of an aqueous composition during dialysis. In another embodiment the side effects are dyspnea, increased respiratory rate, rhonchi, edema, hypertension, hernia, or anxiety. In another embodiment the subject has reduced occurrence of hyperglycemia during dialysis. In another embodiment the subject has reduced fluid accumulation during dialysis. In another embodiment the subject has diabetes.

[0010] In another aspect, the invention provides a method for treating malnutrition in a hemodialysis subject in need thereof comprising formulating an aqueous composition comprising between 1 and 10 % mass/volume of dextrose, 7 to 20% mass/volume of amino acids and less than 5% mass/volume of lipids based on a body mass measurement of the subject and parenterally administering said aqueous composition in conjunction with the hemodialysis.

[0011] In another aspect, the invention provides a method for treating malnutrition in a hemodialysis pediatric subject in need thereof comprising formulating an aqueous composition comprising between 1 and 10% mass/volume of dextrose and 7 to 20% mass/volume of amino acids based on a body mass measurement of the subject and parenterally administering said aqueous composition in conjunction with the hemodialysis. In another embodiment the subject has a body mass less than 34 kg.

[0012] In another aspect, the invention provides a method of treating malnutrition in a pediatric hemodialysis subject, the method comprising parenterally administering a sterile aqueous composition to the subject, the composition comprising: an amount of dextrose from about 4 g to about 19 g and an amount of amino acids from about 13.5 g to about 42 g in a total volume of about 124 mL to about 357

mL, wherein the subject has a body mass of from 9 kg to 33 kg, wherein the administering is done at an infusion rate of from 17 mL/hour to 127 mL/hour.

[0013] In one embodiment, the invention provides a method of treating malnutrition in a subject, the method comprising parenterally administering a sterile aqueous composition to the subject, the composition comprising: an amount of dextrose from about 17 g to about 47 g and an amount of amino acids from about 51 g to about 105 g in a total volume of about 329 mL to about 817 mL, wherein the subject has a body mass of from 34 kg to at least 70 kg, wherein the administering is done at an infusion rate of from 45 mL/hour to 290 mL/hour.

[0014] In another aspect, the invention provides a method of treating malnutrition in a hemodialysis subject, the method comprising parenterally administering a sterile aqueous composition to the subject, the composition comprising: an amount of dextrose from about 17 g to about 47 g, an amount of amino acids from about 51 g to about 105 g, and an amount of lipids from 8.6 g about to about 24 in a total volume of about 372 mL to about 937 mL, wherein the subject has a body mass of at least 34 kg, wherein the administering is done at an infusion rate of from 45 mL/hour to 325 mL/hour.

BRIEF DESCRIPTION OF THE FIGURES

[0015] **FIGURE 1** describes IDPN compositions administrable over an infusion time of 3.25-3.5 hours. The formulation of the IDPN compositions vary by the body mass of the subject to which the IDPN composition is administered.

[0016] **FIGURE 2** describes the rates at which an IDPN composition of **Figure 1** is administered during the first and second weeks of therapy.

[0017] **FIGURE 3** describes IDPN compositions administrable over an infusion time of 3.25-3.5 hours. The formulation of the IDPN compositions vary by the body mass of the subject to which the IDPN composition is administered.

[0018] **FIGURE 4** describes the rates at which an IDPN composition of **Figure 3** is administered during the first and second weeks of therapy.

[0019] **FIGURE 5** describes IDPN compositions administrable over an infusion time of 2.75-3.0 hours. The formulation of the IDPN compositions vary by the body mass of the subject to which the IDPN composition is administered.

[0020] **FIGURE 6** describes the rates at which an IDPN composition of **Figure 5** is administered during the first and second weeks of therapy.

[0021] **FIGURE 7** describes IDPN compositions administrable over an infusion time of 3.25-3.5 hours. The formulation of the IDPN compositions vary by the body mass of the subject to which the IDPN composition is administered.

[0022] **FIGURE 8** describes the rates at which an IDPN composition of **Figure 7** is administered during the first and second weeks of therapy.

[0023] **FIGURE 9** describes IDPN compositions administrable over an infusion time of 3.75-4.0 hours. The formulation of the IDPN compositions vary by the body mass of the subject to which the IDPN composition is administered.

[0024] **FIGURE 10** describes the rates at which an IDPN composition of **Figure 9** is administered during the first and second weeks of therapy.

[0025] **FIGURE 11** describes IDPN compositions administrable over an infusion time of 2.75-3.0 hours. The formulation of the IDPN compositions vary by the body mass of the subject to which the IDPN composition is administered.

[0026] **FIGURE 12** describes the rates at which an IDPN composition of **Figure 11** is administered during the first and second weeks of therapy.

[0027] **FIGURE 13** describes IDPN compositions administrable over an infusion time of 3.25-3.5 hours. The formulation of the IDPN compositions vary by the body mass of the subject to which the IDPN composition is administered.

[0028] **FIGURE 14** describes the rates at which an IDPN composition of **Figure 13** is administered during the first and second weeks of therapy.

[0029] **FIGURE 15** describes IDPN compositions administrable over an infusion time of 3.75-4.0 hours. The formulation of the IDPN compositions vary by the body mass of the subject to which the IDPN composition is administered.

[0030] **FIGURE 16** describes the rates at which an IDPN composition of **Figure 15** is administered during the first and second weeks of therapy.

[0031] **FIGURE 17** describes IDPN compositions administrable over a diffusion time of 2.75-3.0 hours. The formulation of the IDPN compositions vary by the body mass of the subject to which the IDPN composition is administered.

[0032] **FIGURE 18** describes the rates at which an IDPN composition of **Figure 17** is administered during the first and second weeks of therapy.

[0033] **FIGURE 19** describes IDPN compositions administrable over a diffusion time of 3.75-4.0 hours. The formulation of the IDPN compositions vary by the body mass of the subject to which the IDPN composition is administered.

[0034] **FIGURE 20** describes the rates at which an IDPN composition of **Figure 19** is administered during the first and second weeks of therapy.

[0035] **FIGURE 21** describes IDPN compositions administrable over a diffusion time of 2.75-3.0 hours. The formulation of the IDPN compositions vary by the body mass of the subject to which the IDPN composition is administered.

[0036] **FIGURE 22** describes the rates at which an IDPN composition of **Figure 21** is administered during the first and second weeks of therapy.

[0037] **FIGURE 23** describes IDPN compositions administrable over a diffusion time of 3.75-4.0 hours. The formulation of the IDPN compositions vary by the body mass of the subject to which the IDPN composition is administered.

[0038] **FIGURE 24** describes the rates at which an IDPN composition of **Figure 23** is administered during the first and second weeks of therapy.

[0039] **FIGURE 25** describes lipid-containing IDPN compositions administrable over a diffusion time of 2.75-3.0 hours. The formulation of the IDPN compositions vary by the body mass of the subject to which the IDPN composition is administered.

[0040] **FIGURE 26** describes the rates at which an IDPN composition of **Figure 25** is administered during the first, second, and third weeks of therapy.

[0041] **FIGURE 27** describes lipid-containing IDPN compositions administrable over a diffusion time of 3.75-4.0 hours. The formulation of the IDPN compositions vary by the body mass of the subject to which the IDPN composition is administered.

[0042] **FIGURE 28** describes the rates at which an IDPN composition of **Figure 27** is administered during the first, second, and third weeks of therapy.

[0043] **FIGURE 29** describes lipid-containing IDPN compositions administrable over a diffusion time of 3.25-3.5 hours. The formulation of the IDPN compositions vary by the body mass of the subject to which the IDPN composition is administered.

[0044] **FIGURE 30** describes the rates at which an IDPN composition of **Figure 29** is administered during the first, second, and third weeks of therapy.

[0045] **FIGURE 31** describes lipid-containing IDPN compositions administrable over a diffusion time of 2.75-3.0 hours. The formulation of the IDPN compositions vary by the body mass of the subject to which the IDPN composition is administered.

[0046] **FIGURE 32** describes the rates at which an IDPN composition of **Figure 31** is administered during the first, second, and third weeks of therapy.

[0047] **FIGURE 33** describes lipid-containing IDPN compositions administrable over a diffusion time of 3.75-4.0 hours. The formulation of the IDPN compositions vary by the body mass of the subject to which the IDPN composition is administered.

[0048] **FIGURE 34** describes the rates at which an IDPN composition of **Figure 33** is administered during the first, second, and third weeks of therapy.

[0049] **FIGURE 35** describes lipid-containing IDPN compositions administrable over a diffusion time of 3.25-3.5 hours. The formulation of the IDPN compositions vary by the body mass of the subject to which the IDPN composition is administered.

[0050] **FIGURE 36** describes the rates at which an IDPN composition of **Figure 35** is administered during the first, second, and third weeks of therapy.

[0051] **FIGURE 37** illustrates the serum albumin levels in diabetic subjects of a study described in Example 22. A) describes Group I subjects' baseline mean levels. B) describes Group I subjects' 3 month mean levels. C) describes Group II subjects' baseline mean levels. D) describes Group II subjects' 3 month mean levels. The y-axis describes serum albumin levels in g/L.

[0052] **FIGURE 38** illustrates the albumin levels in non-diabetic subjects of a study described in Example 23. A) describes Group I subjects' baseline mean levels. B) describes Group I subjects' 3

month mean levels. C) describes Group II subjects' baseline mean levels. D) describes Group II subjects' 3 month mean levels. The y-axis describes serum albumin levels in g/L.

[0053] FIGURE 39 illustrates the albumin levels in all subjects of a study described in Example 27. A) describes the low-volume subjects' baseline mean levels. B) describes the low-volume subjects' 3 month mean levels. C) describes the high-volume subjects' baseline mean levels. D) describes the high-volume subjects' 3 month mean levels. The y-axis describes serum albumin levels in g/L.

[0054] FIGURE 40 illustrates the albumin levels in the diabetic subjects of a study described in Example 27. A) describes the low-volume diabetic subjects' baseline mean levels. B) describes the low-volume diabetic subjects' 3 month mean levels. C) describes the high-volume diabetic subjects' baseline mean levels. D) describes the high-volume diabetic subjects' 3 month mean levels. The y-axis describes serum albumin levels in g/L.

[0055] FIGURE 41 illustrates a chart of the response of subjects receiving the low-volume IDPN composition in Example 27.

[0056] FIGURE 42 illustrates a chart of the response of subjects receiving the high-volume IDPN composition in Example 27.

[0057] FIGURE 43 illustrates a chart of the response of diabetic subjects to the low-volume IDPN composition in Example 27.

[0058] FIGURE 44 illustrates a chart of the response of non-diabetic subjects to the low-volume IDPN composition in Example 27.

DETAILED DESCRIPTION

[0059] As used herein, the term "amino acid" refers to any of the twenty genetically-encoded L- α -amino acids unless indicated otherwise.

[0060] As used herein, the term "infusion time" refers to the amount of time during which a composition is administered to a subject via dialysis.

[0061] As used herein, the term "about" means $\pm 10\%$.

[0062] A need exists for an improved IDPN composition for administration to subjects that diminishes hyperglycemia associated with IDPN administration and decreases the need for the administration of insulin with IDPN. Moreover, a need exists for a lower volume IDPN dosage form.

[0063] In one embodiment, intradialytic parenteral nutrition (IDPN) compositions with low glucose levels and low composition volume are provided. In some embodiments, the IDPN compositions allow medical personnel to engage in reduced carbohydrate management for MHD subjects when the subjects receive IDPN. In another embodiment, an IDPN composition is effective for treating malnutrition in a MHD subject with glucose management difficulties, insulin resistance, type I diabetes, type II diabetes, and/or pancreatitis. In another embodiment, administration of an IDPN composition promotes anabolism over catabolism, thereby treating malnutrition. In some embodiments, an IDPN composition has reduced volume, and in some embodiments, the reduced volume can reduce side effects associated with high infusion volumes. Non-limiting examples of the side effects associated with high infusion volumes

include dyspnea, increased respiratory rate, rhonchi, edema, hypertension, hernia, and anxiety. In some embodiments, a subject receiving an IDPN composition experiences reduced symptoms of hyperglycemia.

[0064] When performing dialysis, the volume of a fluid infused into a subject can have affects on the subject. For example, different dialysis fluids, differing in volume only, can have differing affects on a subject owing to the differing volumes. Higher volumes can cause complications in subjects, such as increased fluid retention, decreased nutrient absorption, discomfort, longer or additional dialysis treatment times, and operational inconvenience. In one embodiment a subject is administered a dialysis composition with a reduced volume to provide nutrition to the subject with reduced liquid infusion. In one embodiment the subject has reduced side effects after infusion of the composition with a reduced volume. In one embodiment a subject has reduced fluid accumulation after infusion, during hemodialysis, of an IDPN composition with a reduced volume. In one embodiment the IDPN composition has a low percentage of carbohydrates. In another embodiment, the IDPN composition has a low amount of carbohydrates. In one embodiment the IDPN composition has a low percentage of an energy source that is not a carbohydrate. In another embodiment, the IDPN composition has a low amount of an energy source that is not a carbohydrate. In another embodiment the IDPN composition lacks lipids. In another embodiment the IDPN composition further comprises lipids. In one embodiment IDPN composition comprises less than 5% lipids mass/volume.

[0065] In one embodiment, IDPN compositions are provided for subjects at various stages of life. In another embodiment IDPN compositions are adapted to meet the nutritional needs of subjects across a broad range of ages. In another embodiment, a subject is an adult. In another embodiment, a subject is a young adult. In another embodiment, a subject is a juvenile. In another embodiment, a subject is an adolescent. In another embodiment, a subject is a child. In another embodiment, a subject is eligible to receive pediatric health care. In another embodiment, a subject is a pediatric subject. In another embodiment, a subject is over about 18 years old. In another embodiment, a subject is under about 18 years old. In another embodiment, a subject is under about 12 years old. In another embodiment, a subject is under about 8 years old. In another embodiment, a subject is from about 1 to about 18 years old. In another embodiment, a subject is from about 5 to about 12 years old. In another embodiment, a subject is about 1, about 2, about 3, about 4, about 5, about 6, about 7, about 8, about 9, about 10, about 11, about 12, about 13, about 14, about 15, about 16, about 17, or about 18 years old. In another embodiment, a subject is a neonatal subject. In another embodiment, a subject is less than about a year old. In another embodiment, a s subject is about 1, about 2, about 3, about 4, about 5, about 6, about 7, about 8, about 9, about 10, about 11, or about 12 months old. In another embodiment, the subject is diabetic. In another embodiment, the subject is non-diabetic. In another embodiment, the subject is either diabetic or non-diabetic. In another embodiment, the subject has high blood sugar. In another embodiment, the subject has low levels of insulin. In another embodiment, the subject has low levels of insulin because the pancreas makes too little insulin, or is insulin resistant.

[0066] In one embodiment, an IDPN composition comprises a carbohydrate and an amino acid. In one embodiment an IDPN composition consists essentially of amino acids and dextrose in an aqueous

solution. In another embodiment, an IDPN composition further comprises lipids. In another embodiment, an IDPN composition comprises micronutrients, such as a vitamin, a trace element and/or a mineral. In another embodiment, an IDPN composition comprises one or more pharmaceutical agents, such as insulin. In another embodiment, one or more pharmaceutical agents are co-administered with an IDPN composition. For example, insulin can be co-administered by any ordinary method of administration, for example, subcutaneous injection. In another embodiment, an IDPN composition comprises a carbohydrate, an amino acid, and a lipid. In another embodiment, an IDPN composition comprises a carbohydrate, an amino acid, and a micronutrient, such as a vitamin, a trace element, and/or a mineral. In another embodiment, an IDPN composition comprises a carbohydrate, an amino acid, a lipid, and a micronutrient, such as a vitamin, a trace element, and/or a mineral. In another embodiment, an IDPN composition comprises a carbohydrate, an amino acid, and one or more pharmaceutical agents. In another embodiment, an IDPN composition comprises a carbohydrate, an amino acid, a lipid, and one or more pharmaceutical agents. In another embodiment, an IDPN composition comprises a carbohydrate, an amino acid, a micronutrient, and one or more pharmaceutical agents. In another embodiment, an IDPN composition comprises a carbohydrate, an amino acid, a lipid, a micronutrient, and one or more pharmaceutical agents.

[0067] In one embodiment, an IDPN composition is a solution. In another embodiment, an IDPN composition is homogeneous. In another embodiment, an IDPN composition is the product of contacting a powder with sterile water. In another embodiment, IDPN composition is the product of contacting a powder with saline. In another embodiment, an IDPN composition is a suspension.

[0068] In one embodiment, a carbohydrate comprises one or more of dextrose (D-glucose), fructose, sucrose, lactose, galactose, mannose, maltose, ribose, arabinose, sorbose, and glyceraldehyde. In another embodiment, the carbohydrate comprises dextrose. In another embodiment, the carbohydrate is dextrose. In one embodiment, the energy source that is not a carbohydrate is glycerol.

[0069] In one embodiment, an IDPN composition comprises an amino acid. In another embodiment, an IDPN composition comprises two or more amino acids. In another embodiment, an IDPN composition comprises 1, 2, 3, 4, 5, 6, 7, 8, 9, 10, 11, 12, 13, 14, 15, 16, 17, 18, 19, or 20 amino acids. In another embodiment, an IDPN composition comprises twenty amino acids. In another embodiment, an IDPN composition comprises 17 amino acids. In another embodiment, an IDPN composition comprises amino acids that consist essentially of lysine, leucine, phenylalanine, valine, histidine, isoleucine, methionine, threonine, tryptophan, alanine, arginine, glycine, proline, glutamic acid, serine, aspartic acid, and tyrosine. In another embodiment an IDPN composition comprises one or more amino acids that are not genetically-encoded. In another embodiment, an IDPN composition comprises one or more of alanine, arginine, asparagine, aspartic acid, cysteine, glutamic acid, glutamine, glycine, histidine, imidazole, isoleucine, leucine, lysine, methionine, phenylalanine, serine, threonine, tryptophan, tyrosine, or valine. In another embodiment, an IDPN composition comprises lysine, leucine, phenylalanine, valine, histidine, isoleucine, methionine, threonine, tryptophan, alanine, arginine, glycine, proline, glutamic acid, serine, aspartic acid, and tyrosine. In another embodiment, an IDPN composition comprises amino acids that consist of lysine,

leucine, phenylalanine, valine, histidine, isoleucine, methionine, threonine, tryptophan, alanine, arginine, glycine, proline, glutamic acid, serine, aspartic acid, and tyrosine. In another embodiment, an IDPN composition comprises essential amino acids. In another embodiment, an IDPN composition comprises non-essential amino acids. In another embodiment, an IDPN composition comprises essential and non-essential amino acids. In another embodiment, an IDPN composition comprises amino acids that consist essentially of essential amino acids. In another embodiment, an IDPN composition comprises isoleucine, arginine, lysine, methionine, phenylalanine, threonine, tryptophan, valine, histidine, tyrosine, leucine. In another embodiment, an IDPN composition comprises amino acids that consist essentially of isoleucine, arginine, lysine, methionine, phenylalanine, threonine, tryptophan, valine, histidine, tyrosine, leucine. In another embodiment, an IDPN composition comprises leucine, isoleucine, valine, lysine, phenylalanine, histidine, threonine, methionine, tryptophan, alanine, arginine, glycine, proline, serine, and tyrosine. In another embodiment, an IDPN composition comprises amino acids that consist essentially of leucine, isoleucine, valine, lysine, phenylalanine, histidine, threonine, methionine, tryptophan, alanine, arginine, glycine, proline, serine, and tyrosine. In another embodiment, an IDPN composition comprises leucine, isoleucine, valine, lysine, phenylalanine, histidine, threonine, methionine, tryptophan, alanine, arginine, glycine, proline, serine, and cysteine. In another embodiment, an IDPN composition comprises amino acids that consist essentially of leucine, isoleucine, valine, lysine, phenylalanine, histidine, threonine, methionine, tryptophan, alanine, arginine, glycine, proline, serine, and cysteine. In another embodiment, an IDPN composition comprises branched amino acids. In another embodiment, an IDPN composition comprises amino acids that consist essentially of branched amino acids. In another embodiment, an IDPN composition comprises leucine, isoleucine, and valine. In another embodiment, an IDPN composition comprises amino acids that consist essentially of leucine, isoleucine, and valine. In another embodiment, an IDPN composition comprises one or more amino acids that are not genetically-encoded. In another embodiment, an IDPN composition comprises one or more amino acids that are unnatural. In another embodiment, an IDPN composition comprises one or more amino acids that are synthetic. In another embodiment, an IDPN composition comprises one or more amino acids that are artificial. In another embodiment, an IDPN composition comprises one or more amino acids that are encoded by a nucleic acid molecule that is natural or unnatural. In another embodiment, an IDPN composition comprises one or more peptides. In another embodiment, an IDPN composition comprises amino acids and peptides. In another embodiment, an IDPN composition comprises one or more proteins. In another embodiment, an IDPN composition comprises amino acids, peptides, and proteins. In another embodiment, a peptide comprises 2, 3, 4, 5, 6, 7, 8, 9, or 10 amino acid residues. In another embodiment, a peptide comprises at least 10 amino acid residues. In another embodiment, an IDPN composition comprises 1, 2, 3, 4, 5, 6, 7, 8, 9, 10, 11, 12, 13, 14, 15, 16, 17, 18, 19, or 20 of alanine, arginine, asparagine, aspartic acid, cysteine, glutamic acid, glutamine, glycine, histidine, imidazole, isoleucine, leucine, lysine, methionine, phenylalanine, serine, threonine, tryptophan, tyrosine, and valine.

[0070] In one embodiment, the ratio of the amounts of amino acids is optimized for nutritional value. In another embodiment, the ratio of the amounts of amino acids is optimized for solubility. In another

embodiment, the ratio of the amounts of amino acids is optimized for reduction of IDPN composition volume. In another embodiment, the ratio of the amounts of amino acids is optimized for administration. [0071] In one embodiment, an IDPN composition is formulated from an amino acid stock mixture. In another embodiment, an IDPN composition comprises an amount of an amino acid stock mixture. In another embodiment, an IDPN composition comprises a volume of an amino acid stock mixture. In another embodiment, an amino acid stock mixture is an amino acid stock solution. In another embodiment, an IDPN composition comprises an amount of an amino acid stock solution. In another embodiment, an IDPN composition comprises a volume of an amino acid stock solution. In another embodiment, an amino acid stock mixture is an aqueous solution. In another embodiment, an amino acid stock mixture is a non-aqueous mixture. In another embodiment, an amino acid stock mixture is a non-aqueous solution. In another embodiment, an amino acid stock mixture is a solid mixture. In another embodiment, an amino acid stock mixture is a powder. In another embodiment, an amino acid stock mixture is a gel. In another embodiment, an amino acid stock mixture is a paste. In another embodiment, an amino acid stock mixture is a concentrate, wherein the concentrate can be diluted to a target concentration with a solvent, for example, water. In another embodiment, an amino acid stock mixture is crystalline. In another embodiment, an amino acid stock mixture is a heterogeneous mixture. In another embodiment, an amino acid stock mixture is a suspension. In another embodiment, an amino acid stock mixture comprises 20 amino acids. In another embodiment, an amino acid stock mixture comprises 17 amino acids. In another embodiment, an amino acid stock mixture is a concentrated solution. In another embodiment, an amino acid stock mixture has a reduced volume. In another embodiment, an amino acid stock mixture comprises more than about 2.5% amino acids on a mass/volume basis. In another embodiment, an amino acid stock mixture comprises more than about 2.5% amino acids on a mass/mass basis. In another embodiment, an amino acid stock mixture comprises less than about 50% amino acids on a mass/volume basis. In another embodiment, an amino acid stock mixture comprises less than about 50% amino acids on a mass/mass basis. In another embodiment, an amino acid stock mixture comprises less than about 40% amino acids on a mass/volume basis. In another embodiment, an amino acid stock mixture comprises less than about 40% amino acids on a mass/mass basis. In another embodiment, an amino acid stock mixture comprises less than about 30% amino acids on a mass/volume basis. In another embodiment, an amino acid stock mixture comprises less than about 30% amino acids on a mass/mass basis. In another embodiment, an amino acid stock mixture comprises less than about 25% amino acids on a mass/volume basis. In another embodiment, an amino acid stock mixture comprises less than about 25% amino acids on a mass/mass basis. In another embodiment, an amino acid stock mixture comprises from about 2.5% to about 50% amino acids on a mass/volume basis. In another embodiment, an amino acid stock mixture comprises from about 2.5% to about 50% amino acids on a mass/mass basis. In another embodiment, an amino acid stock mixture comprises from about 2.5% to about 40% amino acids on a mass/volume basis. In another embodiment, an amino acid stock mixture comprises from about 2.5% to about 40% amino acids on a mass/mass basis. In another embodiment, an amino acid stock mixture comprises from about 2.5% to about 30% amino acids on a mass/volume basis. In another

embodiment, an amino acid stock mixture comprises from about 2.5% to about 30% amino acids on a mass/mass basis. In another embodiment, an amino acid stock mixture comprises from about 2.5% to about 25% amino acids on a mass/volume basis. In another embodiment, an amino acid stock mixture comprises from about 2.5% to about 25% amino acids on a mass/mass basis. In another embodiment, an amino acid stock mixture comprises from about 5% to about 20% amino acids on a mass/volume basis. In another embodiment, an amino acid stock mixture comprises from about 5% to about 20% amino acids on a mass/mass basis. In another embodiment, an amino acid stock mixture comprises about 5% amino acids on a mass/volume basis. In another embodiment, an amino acid stock mixture comprises about 5% amino acids on a mass/mass basis. In another embodiment, an amino acid stock solution comprises about 5% amino acids on a mass/volume basis. In another embodiment, an amino acid stock solution comprises about 5% amino acids on a mass/mass basis. In another embodiment, an amino acid stock mixture comprises about 10% amino acids on a mass/volume basis. In another embodiment, an amino acid stock mixture comprises about 10% amino acids on a mass/mass basis. In another embodiment, an amino acid stock solution comprises about 10% amino acids on a mass/volume basis. In another embodiment, an amino acid stock solution comprises about 10% amino acids on a mass/mass basis. In another embodiment, an amino acid stock mixture comprises about 15% amino acids on a mass/volume basis. In another embodiment, an amino acid stock mixture comprises about 15% amino acids on a mass/mass basis. In another embodiment, an amino acid stock solution comprises about 15% amino acids on a mass/volume basis. In another embodiment, an amino acid stock solution comprises about 15% amino acids on a mass/mass basis. In another embodiment, an amino acid stock mixture comprises about 20% amino acids on a mass/volume basis. In another embodiment, an amino acid stock mixture comprises about 20% amino acids on a mass/mass basis. In another embodiment, an amino acid stock solution comprises about 20% amino acids on a mass/volume basis. In another embodiment, an amino acid stock solution comprises about 20% amino acids on a mass/mass basis. In another embodiment, an amino acid stock mixture comprises about 25% amino acids on a mass/volume basis. In another embodiment, an amino acid stock mixture comprises about 25% amino acids on a mass/mass basis. In another embodiment, an amino acid stock solution comprises about 25% amino acids on a mass/volume basis. In another embodiment, an amino acid stock solution comprises about 25% amino acids on a mass/mass basis. In another embodiment, an amino acid stock mixture comprises about 30% amino acids on a mass/volume basis. In another embodiment, an amino acid stock mixture comprises about 30% amino acids on a mass/mass basis. In another embodiment, an amino acid stock solution comprises about 30% amino acids on a mass/volume basis. In another embodiment, an amino acid stock solution comprises about 30% amino acids on a mass/mass basis. In another embodiment, an amino acid stock mixture comprises about 35% amino acids on a mass/volume basis. In another embodiment, an amino acid stock mixture comprises about 35% amino acids on a mass/mass basis. In another embodiment, an amino acid stock solution comprises about 35% amino acids on a mass/volume basis. In another embodiment, an amino acid stock solution comprises about 35% amino acids on a mass/mass basis. In another embodiment, an amino acid stock mixture comprises about 40% amino acids on a mass/volume basis. In

another embodiment, an amino acid stock mixture comprises about 40% amino acids on a mass/mass basis. In another embodiment, an amino acid stock solution comprises about 40% amino acids on a mass/volume basis. In another embodiment, an amino acid stock solution comprises about 40% amino acids on a mass/mass basis. In another embodiment, an amino acid stock mixture comprises about 45% amino acids on a mass/volume basis. In another embodiment, an amino acid stock mixture comprises about 45% amino acids on a mass/mass basis. In another embodiment, an amino acid stock solution comprises about 45% amino acids on a mass/volume basis. In another embodiment, an amino acid stock solution comprises about 45% amino acids on a mass/mass basis. In another embodiment, an amino acid stock mixture comprises about 50% amino acids on a mass/volume basis. In another embodiment, an amino acid stock mixture comprises about 50% amino acids on a mass/mass basis. In another embodiment, an amino acid stock solution comprises about 50% amino acids on a mass/volume basis. In another embodiment, an amino acid stock solution comprises about 50% amino acids on a mass/mass basis.

[0072] In one embodiment, an amino acid stock mixture comprising 15% amino acids on a mass/volume basis has the formulation described in Table I.

Table I

Amino Acids	15.0 g
Total Nitrogen	2.37 g
PH, optionally adjusted with glacial acetic acid and/or sodium hydroxide	6.0 ± 1.0
Lysine (from Lysine Acetate)	1.18 g
Leucine	1.04 g
Phenylalanine	1.04 g
Valine	960 mg
Histidine	894 mg
Isoleucine	749 mg
Methionine	749 mg
Threonine	749 mg
Tryptophan	250 mg
Alanine	2.17 g
Arginine	1.47 g
Glycine	1.04 g
Proline	894 mg
Glutamic Acid	749 mg
Serine	592 mg

Aspartic Acid	434 mg
Tyrosine	39 mg
Acetate from Lysine Acetate and glacial acetic acid (balanced by ions from amino acids)	127 mEq
Osmolarity (Calculated)	1357 mOsmol/L
Total Volume, water being the balance of the volume	100 mL

[0073] In one embodiment, an amino acid stock mixture comprising 15% amino acids on a mass/volume basis has the formulation described in Table II.

Table II

Amino Acids	15.0 g
Total Nitrogen	2.37 g
PH, optionally adjusted with glacial acetic acid and/or sodium hydroxide	6.0 ± 0.1
Lysine (from Lysine Acetate)	1.18 g
Leucine	1.04 g
Phenylalanine	1.04 g
Valine	960 mg
Histidine	894 mg
Isoleucine	749 mg
Methionine	749 mg
Threonine	749 mg
Tryptophan	250 mg
Alanine	2.17 g
Arginine	1.47 g
Glycine	1.04 g
Proline	894 mg
Glutamic Acid	749 mg
Serine	592 mg
Aspartic Acid	434 mg
Tyrosine	39 mg
Acetate from Lysine Acetate and glacial acetic acid (balanced by ions from amino acids)	127 mEq
Osmolarity (Calculated)	1357 mOsmol/L

Total Volume, water being the balance of the volume	100 mL
---	--------

[0074] In one embodiment, an amino acid stock mixture comprising 20% amino acids on a mass/volume basis has the formulation described in Table II.

Table III

Amino Acids	20.0 g
Total Nitrogen	3.21 g
PH, optionally adjusted with glacial acetic acid and/or sodium hydroxide	6.0 ± 0.5
Lysine (from Lysine Acetate)	1.35 g
Leucine	1.08 g
Phenylalanine	1.00 g
Valine	1.44 g
Histidine	1.18 mg
Isoleucine	1.08 mg
Methionine	760 mg
Threonine	980 mg
Tryptophan	320 mg
Alanine	2.76 g
Arginine	1.96 g
Glycine	2.06 g
Proline	1.34 g
Glutamic Acid	1.02 g
Serine	1.02 g
Aspartic Acid	600 mg
Tyrosine	50 mg
Acetate from Lysine Acetate and glacial acetic acid (balanced by ions from amino acids)	140 mEq
Osmolarity (Calculated)	1835 mOsmol/L
Total Volume, water being the balance of the volume	100 mL

[0075] In one embodiment, an amino acid stock mixture comprising 20% amino acids on a mass/volume basis has the formulation described in Table IV.

Table IV

Amino Acids	20.0 g
Total Nitrogen	3.21 g
PH, optionally adjusted with glacial acetic acid and/or sodium hydroxide	6.0 ± 0.1
Lysine (from Lysine Acetate)	1.35 g
Leucine	1.08 g
Phenylalanine	1.00 g
Valine	1.44 g
Histidine	1.18 mg
Isoleucine	1.08 mg
Methionine	760 mg
Threonine	980 mg
Tryptophan	320 mg
Alanine	2.76 g
Arginine	1.96 g
Glycine	2.06 g
Proline	1.34 g
Glutamic Acid	1.02 g
Serine	1.02 g
Aspartic Acid	600 mg
Tyrosine	50 mg
Acetate from Lysine Acetate and glacial acetic acid (balanced by ions from amino acids)	140 mEq
Osmolarity (Calculated)	1835 mOsmol/L
Total Volume, water being the balance of the volume	100 mL

[0076] In one embodiment, an IDPN composition comprises less than about 1 g/mL of dextrose. In another embodiment, an IDPN composition comprises less than about 0.5 g/mL of dextrose. In another embodiment, an IDPN composition comprises less than about 0.25 g/mL of dextrose. In another embodiment, an IDPN composition comprises less than about 0.1 g/mL of dextrose. In another embodiment, an IDPN composition comprises more than about 0.02 g/mL of dextrose. In another embodiment, an IDPN composition comprises more than about 0.03 g/mL of dextrose. In another embodiment, an IDPN composition comprises more than about 0.04 g/mL of dextrose. In another embodiment, an IDPN composition comprises more than about 0.05 g/mL of dextrose. In another embodiment, an IDPN composition comprises more than about 0.1 g/mL of dextrose. In another

embodiment, an IDPN composition comprises between about 0.02 and about 0.10 g/mL of dextrose. In another embodiment, an IDPN composition comprises between about 0.04 and about 0.08 g/mL of dextrose. In another embodiment, an IDPN composition comprises between about 0.05 and about 0.07 g/mL of dextrose. In another embodiment, an IDPN composition comprises between about 0.055 and about 0.065 g/mL of dextrose. In another embodiment, an IDPN comprises about 0.02, about 0.03, about 0.04, about 0.05, about 0.06, about 0.07, about 0.08, about 0.09 or about 0.10 g/mL of dextrose. In another embodiment, an IDPN composition comprises about 0.055, about 0.056, about 0.057, about 0.058, about 0.059, about 0.060, about 0.061, about 0.062, about 0.063, about 0.064 or about 0.065 g/mL of dextrose.

[0077] In one embodiment, a carbohydrate is introduced into an IDPN composition by adding to an IDPN composition an amount of a stock carbohydrate solution. In another embodiment, a carbohydrate is introduced into an IDPN composition by adding to an IDPN composition a volume of a stock carbohydrate solution. In another embodiment, a stock carbohydrate solution has a carbohydrate concentration of at least about 10% on a mass/volume basis. In another embodiment, a stock carbohydrate solution has a carbohydrate concentration of at least about 10% on a mass/mass basis. In another embodiment, a stock carbohydrate solution has a carbohydrate concentration of at least about 20% on a mass/volume basis. In another embodiment, a stock carbohydrate solution has a carbohydrate concentration of at least about 20% on a mass/mass basis. In another embodiment, a stock carbohydrate solution has a carbohydrate concentration of at least about 30% on a mass/volume basis. In another embodiment, a stock carbohydrate solution has a carbohydrate concentration of at least about 30% on a mass/mass basis. In another embodiment, a stock carbohydrate solution has a carbohydrate concentration of at least about 40% on a mass/volume basis. In another embodiment, a stock carbohydrate solution has a carbohydrate concentration of at least about 40% on a mass/mass basis. In another embodiment, a stock carbohydrate solution has a carbohydrate concentration of at least about 50% on a mass/volume basis. In another embodiment, a stock carbohydrate solution has a carbohydrate concentration of at least about 50% on a mass/mass basis. In another embodiment, a stock carbohydrate solution has a carbohydrate concentration of at least about 60% on a mass/volume basis. In another embodiment, a stock carbohydrate solution has a carbohydrate concentration of at least about 60% on a mass/mass basis. In another embodiment, a stock carbohydrate solution has a carbohydrate concentration of at least about 70% on a mass/volume basis. In another embodiment, a stock carbohydrate solution has a carbohydrate concentration of at least about 70% on a mass/mass basis. In another embodiment, a stock carbohydrate solution has a carbohydrate concentration of less than about 80% on a mass/volume basis. In another embodiment, a stock carbohydrate solution has a carbohydrate concentration of less than about 80% on a mass/mass basis. In another embodiment, a stock carbohydrate solution has a carbohydrate concentration of from about 10% to about 80% on a mass/volume basis. In another embodiment, a stock carbohydrate solution has a carbohydrate concentration of from about 10% to about 80% on a mass/mass basis. In another embodiment, a stock carbohydrate solution has a carbohydrate concentration of from about 20% to about 80% on a mass/volume basis. In another embodiment, a stock carbohydrate solution has a

dextrose concentration of from about 10% to about 80% on a mass/volume basis. In another embodiment, a stock carbohydrate solution has a dextrose concentration of from about 10% to about 80% on a mass/mass basis. In another embodiment, a stock carbohydrate solution has a dextrose concentration of from about 20% to about 80% on a mass/volume basis. In another embodiment, a stock carbohydrate solution has a dextrose concentration of from about 20% to about 80% on a mass/mass basis. In another embodiment, a stock carbohydrate solution has a dextrose concentration of from about 40% to about 80% on a mass/volume basis. In another embodiment, a stock carbohydrate solution has a dextrose concentration of from about 40% to about 80% on a mass/mass basis. In another embodiment, a stock carbohydrate solution has a dextrose concentration of from about 60% to about 80% on a mass/volume basis. In another embodiment, a stock carbohydrate solution has a dextrose concentration of from about 60% to about 80% on a mass/mass basis. In another embodiment, a stock carbohydrate solution has a dextrose concentration of about 5%, about 10%, about 15%, about 20%, about 25%, about 30%, about 35%, about 40%, about 45%, about 50%, about 55%, about 60%, about 65%, about 70%, about 75%, or about 80% on a mass/volume basis. In another embodiment, a stock carbohydrate solution has a dextrose concentration of about 5%, about 10%, about 15%, about 20%, about 25%, about 30%, about 35%, about 40%, about 45%, about 50%, about 55%, about 60%, about 65%, about 70%, about 75%, or about 80% on a mass/mass basis. In another embodiment, a stock carbohydrate solution has a dextrose concentration of about 70% on a mass/volume basis. In another embodiment, a stock carbohydrate solution has a dextrose concentration of about 70% on a mass/mass basis.

[0078] In one embodiment, an IDPN composition comprises a lipid. In another embodiment, an IDPN composition comprises greater than about 0.001 g/mL of lipids. In another embodiment, an IDPN composition comprises greater than about 0.005 g/mL of lipids. In another embodiment, an IDPN composition comprises greater than about 0.01 g/mL of lipids. In another embodiment, an IDPN composition comprises greater than about 0.02 g/mL of lipids. In another embodiment, an IDPN composition comprises less than about 0.10 g/mL of lipids. In another embodiment, an IDPN composition comprises less than about 0.05 g/mL of lipids. In another embodiment, an IDPN composition comprises less than about 0.03 g/mL of lipids. In another embodiment, an IDPN composition comprises from about 0.001 g/mL to about 0.10 g/mL of lipids. In another embodiment, an IDPN composition comprises from about 0.01 g/mL to about 0.05 g/mL of lipids. In another embodiment, an IDPN composition comprises from about 0.015 g/mL to about 0.035 g/mL of lipids. In another embodiment, an IDPN composition comprises from about 0.02 g/mL to about 0.03 g/mL of lipids. In another embodiment, an IDPN composition comprises about 0.010 g/mL, about 0.011 g/mL, about 0.012 g/mL, about 0.013 g/mL, about 0.014 g/mL, about 0.015 g/mL, about 0.016 g/mL, about 0.017 g/mL, about 0.018 g/mL, about 0.019 g/mL, about 0.020 g/mL, about 0.021 g/mL, about 0.022 g/mL, about 0.023 g/mL, about 0.024 g/mL, about 0.025 g/mL, about 0.026 g/mL, about 0.027 g/mL, about 0.028 g/mL, about 0.029 g/mL, about 0.030 g/mL, about 0.031 g/mL, about 0.032 g/mL, about 0.033 g/mL, about 0.034 g/mL, about 0.035 g/mL, about 0.036 g/mL, about 0.037 g/mL, about 0.038 g/mL, about 0.039 g/mL, about 0.040 g/mL, about 0.041 g/mL, about 0.042 g/mL, about 0.043 g/mL, about

0.044 g/mL, about 0.045 g/mL, about 0.046 g/mL, about 0.047 g/mL, about 0.048 g/mL, about 0.049 g/mL, or about 0.050 g/mL of lipids.

[0079] In one embodiment, a lipid is introduced into an IDPN composition by adding to an IDPN composition an amount of a stock lipid mixture. In another embodiment, a lipid stock mixture is a solution. In another embodiment, a lipid stock mixture is an aqueous solution. In another embodiment, a lipid stock mixture is a non-aqueous mixture. In another embodiment, a lipid stock mixture is a non-aqueous solution. In another embodiment, a lipid stock mixture is a solid mixture. In another embodiment, a lipid stock mixture is a powder. In another embodiment, a lipid stock mixture is a gel. In another embodiment, a lipid stock mixture is a paste. In another embodiment, a lipid stock mixture is a concentrate, wherein the concentrate can be diluted to a target concentration with a solvent, for example, water. In another embodiment, a lipid stock mixture is crystalline. In another embodiment, a lipid stock mixture is a heterogeneous mixture. In another embodiment, a lipid stock mixture is a suspension. In another embodiment, a lipid stock mixture is an emulsion. In another embodiment, a lipid stock mixture comprises a fat-soluble vitamin, for example, vitamin D. In another embodiment, a lipid stock mixture comprises greater than about 2.5% lipids on a mass/volume basis. In another embodiment, a lipid stock mixture comprises greater than about 2.5% lipids on a mass/mass basis. In another embodiment, a lipid stock mixture comprises greater than about 2.5% lipids on a volume/volume basis. In another embodiment, a lipid stock solution comprises greater than about 2.5% lipids on a mass/volume basis. In another embodiment, a lipid stock solution comprises greater than about 2.5% lipids on a mass/mass basis. In another embodiment, a lipid stock solution comprises greater than about 2.5% lipids on a volume/volume basis. In another embodiment, a lipid stock mixture comprises greater than about 5% lipids on a mass/volume basis. In another embodiment, a lipid stock mixture comprises greater than about 5% lipids on a mass/mass basis. In another embodiment, a lipid stock mixture comprises greater than about 5% lipids on a volume/volume basis. In another embodiment, a lipid stock solution comprises greater than about 5% lipids on a mass/volume basis. In another embodiment, a lipid stock solution comprises greater than about 5% lipids on a mass/mass basis. In another embodiment, a lipid stock solution comprises greater than about 5% lipids on a volume/volume basis. In another embodiment, a lipid stock mixture comprises less than about 70% lipids on a mass/volume basis. In another embodiment, a lipid stock mixture comprises less than about 70% lipids on a mass/mass basis. In another embodiment, a lipid stock mixture comprises less than about 70% lipids on a volume/volume basis. In another embodiment, a lipid stock solution comprises less than about 70% lipids on a mass/volume basis. In another embodiment, a lipid stock solution comprises less than about 70% lipids on a mass/mass basis. In another embodiment, a lipid stock solution comprises less than about 70% lipids on a volume/volume basis. In another embodiment, a lipid stock mixture comprises less than about 60% lipids on a mass/volume basis. In another embodiment, a lipid stock mixture comprises less than about 60% lipids on a mass/mass basis. In another embodiment, a lipid stock mixture comprises less than about 60% lipids on a volume/volume basis. In another embodiment, a lipid stock solution comprises less than about 60% lipids on a mass/volume basis. In another embodiment, a lipid stock solution comprises less than about

60% lipids on a mass/mass basis. In another embodiment, a lipid stock solution comprises less than about 60% lipids on a volume/volume basis. In another embodiment, a lipid stock mixture comprises from about 2.5% to about 70% lipids on a mass/volume basis. In another embodiment, a lipid stock mixture comprises from about 2.5% to about 70% lipids on a mass/mass basis. In another embodiment, a lipid stock mixture comprises from about 2.5% to about 70% lipids on a volume/volume basis. In another embodiment, a lipid stock solution comprises from about 2.5% to about 70% lipids on a mass/volume basis. In another embodiment, a lipid stock solution comprises from about 2.5% to about 70% lipids on a mass/mass basis. In another embodiment, a lipid stock solution comprises from about 2.5% to about 70% lipids on a volume/volume basis. In another embodiment, a lipid stock mixture comprises from about 5% to about 50% lipids on a mass/volume basis. In another embodiment, a lipid stock mixture comprises from about 5% to about 50% lipids on a mass/mass basis. In another embodiment, a lipid stock mixture comprises from about 5% to about 50% lipids on a volume/volume basis. In another embodiment, a lipid stock solution comprises from about 5% to about 50% lipids on a mass/volume basis. In another embodiment, a lipid stock solution comprises from about 5% to about 50% lipids on a mass/mass basis. In another embodiment, a lipid stock solution comprises from about 5% to about 50% lipids on a volume/volume basis. In another embodiment, a lipid stock mixture comprises from about 10% to about 30% lipids on a mass/volume basis. In another embodiment, a lipid stock mixture comprises from about 10% to about 30% lipids on a mass/mass basis. In another embodiment, a lipid stock mixture comprises from about 10% to about 30% lipids on a volume/volume basis. In another embodiment, a lipid stock solution comprises from about 10% to about 30% lipids on a mass/volume basis. In another embodiment, a lipid stock solution comprises from about 10% to about 30% lipids on a mass/mass basis. In another embodiment, a lipid stock solution comprises from about 10% to about 30% lipids on a volume/volume basis. In another embodiment, a lipid stock mixture comprises about 5% lipids on a mass/volume basis. In another embodiment, a lipid stock mixture comprises about 5% lipids on a mass/mass basis. In another embodiment, a lipid stock mixture comprises about 5% lipids on a volume/volume basis. In another embodiment, a lipid stock solution comprises about 5% lipids on a mass/volume basis. In another embodiment, a lipid stock solution comprises about 5% lipids on a mass/mass basis. In another embodiment, a lipid stock solution comprises about 5% lipids on a volume/volume basis. In another embodiment, a lipid stock mixture comprises about 10% lipids on a mass/volume basis. In another embodiment, a lipid stock mixture comprises about 10% lipids on a mass/mass basis. In another embodiment, a lipid stock mixture comprises about 10% lipids on a volume/volume basis. In another embodiment, a lipid stock solution comprises about 10% lipids on a mass/volume basis. In another embodiment, a lipid stock solution comprises about 10% lipids on a mass/mass basis. In another embodiment, a lipid stock solution comprises about 10% lipids on a volume/volume basis. In another embodiment, a lipid stock mixture comprises about 15% lipids on a mass/volume basis. In another embodiment, a lipid stock mixture comprises about 15% lipids on a mass/mass basis. In another embodiment, a lipid stock mixture comprises about 15% lipids on a volume/volume basis. In another embodiment, a lipid stock solution comprises about 15% lipids on a mass/volume basis. In another

embodiment, a lipid stock solution comprises about 15% lipids on a mass/mass basis. In another embodiment, a lipid stock solution comprises about 15% lipids on a volume/volume basis. In another embodiment, a lipid stock mixture comprises about 20% lipids on a mass/volume basis. In another embodiment, a lipid stock mixture comprises about 20% lipids on a mass/mass basis. In another embodiment, a lipid stock mixture comprises about 20% lipids on a volume/volume basis. In another embodiment, a lipid stock solution comprises about 20% lipids on a mass/volume basis. In another embodiment, a lipid stock solution comprises about 20% lipids on a mass/mass basis. In another embodiment, a lipid stock solution comprises about 20% lipids on a volume/volume basis. In another embodiment, a lipid stock mixture comprises about 25% lipids on a mass/volume basis. In another embodiment, a lipid stock mixture comprises about 25% lipids on a mass/mass basis. In another embodiment, a lipid stock mixture comprises about 25% lipids on a volume/volume basis. In another embodiment, a lipid stock solution comprises about 25% lipids on a mass/volume basis. In another embodiment, a lipid stock solution comprises about 25% lipids on a mass/mass basis. In another embodiment, a lipid stock solution comprises about 25% lipids on a volume/volume basis. In another embodiment, a lipid stock mixture comprises about 30% lipids on a mass/volume basis. In another embodiment, a lipid stock mixture comprises about 30% lipids on a mass/mass basis. In another embodiment, a lipid stock mixture comprises about 30% lipids on a volume/volume basis. In another embodiment, a lipid stock solution comprises about 30% lipids on a mass/volume basis. In another embodiment, a lipid stock solution comprises about 30% lipids on a mass/mass basis. In another embodiment, a lipid stock solution comprises about 30% lipids on a volume/volume basis. In another embodiment, a lipid stock mixture comprises about 35% lipids on a mass/volume basis. In another embodiment, a lipid stock mixture comprises about 35% lipids on a mass/mass basis. In another embodiment, a lipid stock mixture comprises about 35% lipids on a volume/volume basis. In another embodiment, a lipid stock solution comprises about 35% lipids on a mass/volume basis. In another embodiment, a lipid stock solution comprises about 35% lipids on a mass/mass basis. In another embodiment, a lipid stock solution comprises about 35% lipids on a volume/volume basis. In another embodiment, a lipid stock mixture comprises about 40% lipids on a mass/volume basis. In another embodiment, a lipid stock mixture comprises about 40% lipids on a mass/mass basis. In another embodiment, a lipid stock mixture comprises about 40% lipids on a volume/volume basis. In another embodiment, a lipid stock solution comprises about 40% lipids on a mass/volume basis. In another embodiment, a lipid stock solution comprises about 40% lipids on a mass/mass basis. In another embodiment, a lipid stock solution comprises about 40% lipids on a volume/volume basis. In another embodiment, a lipid stock mixture comprises about 45% lipids on a mass/volume basis. In another embodiment, a lipid stock mixture comprises about 45% lipids on a mass/mass basis. In another embodiment, a lipid stock mixture comprises about 45% lipids on a volume/volume basis. In another embodiment, a lipid stock solution comprises about 45% lipids on a mass/volume basis. In another embodiment, a lipid stock solution comprises about 45% lipids on a mass/mass basis. In another embodiment, a lipid stock solution comprises about 45% lipids on a volume/volume basis. In another

embodiment, a lipid stock mixture comprises about 50% lipids on a mass/volume basis. In another embodiment, a lipid stock mixture comprises about 50% lipids on a mass/mass basis. In another embodiment, a lipid stock mixture comprises about 50% lipids on a volume/volume basis. In another embodiment, a lipid stock solution comprises about 50% lipids on a mass/volume basis. In another embodiment, a lipid stock solution comprises about 50% lipids on a mass/mass basis. In another embodiment, a lipid stock solution comprises about 50% lipids on a volume/volume basis.

[0080] In one embodiment, an IDPN composition is packaged in a sterile container. In another embodiment, a sterile container is effective for administration to a subject. In another embodiment, a sterile container is a bag. In another embodiment, a sterile container is effective for parenteral administration of an IDPN composition to a subject. In another embodiment, a bag holds between about 100 and about 2 liters of an IDPN composition. In another embodiment, a bag holds between about 300 mL to about 1 liter of an IDPN composition. In another embodiment, a bag holds between about 419 mL and about 809 mL of an IDPN composition. In another embodiment, a bag holds between about 350 mL and about 635 mL of an IDPN composition. In another embodiment, a bag holds less than about 2 liters of an IDPN composition. In another embodiment, a bag holds less than about 1 liter of an IDPN composition. In another embodiment, a bag holds more than about 10 mL of an IDPN composition. In another embodiment, a bag holds more than about 100 mL of an IDPN composition. In another embodiment, a bag holds more than 1 liter of an IDPN composition.

[0081] In one embodiment, a sterile container holds one dose of an IDPN composition. In another embodiment, a sterile container is effective for administration of one dose to a subject.

[0082] In one embodiment, a dose has a volume between about 100 mL and about 2 liters. In another embodiment, a dose has a volume between about 350 mL and about 635 mL. In another embodiment, a dose has a volume of about 300, about 342, about 350, about 383, about 400, about 419, about 427, about 450, about 483, about 500, about 540, about 550, about 600, about 613, about 635, about 700 or about 809 mL. In another embodiment, a dose has a volume less than about 2 liters. In another embodiment, a dose has a volume less than about 1 liter. In another embodiment, a dose has a volume more than about 10 mL. In another embodiment, a dose has a volume more than about 100 mL. In another embodiment, a dose has a volume more than 1 liter.

[0083] In one embodiment, a dose comprises between about 10 and about 50 g of dextrose. In another embodiment, a dose comprises between about 20 and about 45g of dextrose. In another embodiment, a dose comprises more than about 10 g of dextrose. In another embodiment, a dose comprises less than about 50 g of dextrose. In another embodiment, a dose comprises about 20, about 23, about 26, about 30, about 35 or about 41 g of dextrose.

[0084] In one embodiment, the amount of dextrose in a dose is dependent upon the body mass of a subject receiving the dose. In another embodiment, the amount of dextrose in a dose is dependent on the duration of hemodialysis. In another embodiment, the amount of dextrose in a dose is dependent upon the body mass of a subject receiving the dose and the duration of hemodialysis. In another embodiment, a dose comprises less than about 1 g of dextrose per kg of body mass of the subject. In another

embodiment, a dose comprises a mass of dextrose from about 50% to about 60% the body mass of a subject on a (g/kg) basis. Non-limiting examples follow. In one non-limiting example, a subject with a body mass between about 34 and about 39 kg receives a dose comprising about 20 g of dextrose. In one non-limiting example, a subject with a body mass between about 40 and about 44 kg receives a dose comprising about 23 g of dextrose. In one non-limiting example, a subject with a body mass between about 45 and about 51 kg receives a dose comprising about 26 g of dextrose. In one non-limiting example, a subject with a body mass between about 52 and about 59 kg receives a dose comprising about 30 g of dextrose. In one non-limiting example, a subject with a body mass between about 60 and about 69 kg receives a dose comprising about 35 g of dextrose. In one non-limiting example, a subject with a body mass of about 70 kg, or greater, receives a dose comprising about 41 g of dextrose, or greater. In one embodiment the duration of hemodialysis is between 2-4.5 hrs. In one embodiment the duration of hemodialysis is between 2.75-4 hrs.

[0085] In one embodiment, an IDPN composition comprises between about 0.10 and about 1.0 g/mL of amino acids. In another embodiment, an IDPN composition comprises between about 0.10 and about 0.50 g/mL of amino acids. In another embodiment, an IDPN composition comprises between about 0.10 and about 0.20 g/mL of amino acids. In another embodiment, an IDPN composition comprises between about 0.12 and about 0.18 g/mL of amino acids. In another embodiment, an IDPN comprises between about 0.15 and about 0.17 g/mL of amino acids. In another embodiment, an IDPN composition comprises about 0.10, about 0.11, about 0.12, about 0.13, about 0.14, about 0.15, about 0.16, about 0.17, about 0.18, about 0.19 or about 0.20 g/mL of amino acids. In another embodiment, an IDPN composition comprises more than about 0.10 g/mL of amino acids. In another embodiment, an IDPN composition comprises less than about 1.0 g/mL. In another embodiment, an IDPN composition comprises less than about 0.50 g/mL. In another embodiment, an IDPN composition comprises less than about 0.20 g/mL. In another embodiment, an IDPN composition comprises about 0.150, about 0.151, about 0.152, about 0.153, about 0.154, about 0.155, about 0.156, about 0.157, about 0.158, about 0.159, about 0.160, about 0.161, about 0.162, about 0.163, about 0.164, about 0.165, about 0.166, about 0.167, about 0.168, about 0.169 or about 0.170 g/mL of amino acids.

[0086] In one embodiment, a dose comprises a least about 1 g of amino acids. In another embodiment, a dose comprises less than about 200 g of amino acids. In another embodiment, a dose comprises between about 10 and about 200 g of amino acids. In another embodiment, a dose comprises between about 20 and about 150 g of amino acids. In another embodiment, a dose comprises between about 30 and about 120 g of amino acids. In another embodiment, a dose comprises between about 50 and about 110 g of amino acids. In another embodiment, a dose comprises about 1, about 1.5, about 2, about 2.5, about 3, about 3.5, about 4, about 4.5, about 5, about 5.5, about 6, about 6.5, about 7, about 7.5, about 8, about 8.5, about 9, about 9.5, about 10, about 10.5, about 11, about 11.5, about 12, about 12.5, about 13, about 13.5, about 14, about 14.5, about 15, about 15.5, about 16, about 16.5, about 17, about 17.5, about 18, about 18.5, about 19, about 19.5, about 20, about 20.5, about 21, about 21.5, about 22, about 22.5, about 23, about 23.5, about 24, about 24.5, about 25, about 25.5, about 26, about 26.5, about 27, about 27.5,

about 193, about 193.5, about 194, about 194.5, about 195, about 195.5, about 196, about 196.5, about 197, about 197.5, about 198, about 198.5, about 199, about 199.5, or about 200 g of amino acids.

[0087] In one embodiment, the amount of amino acids in a dose is dependent upon the body mass of a subject receiving the dose. In another embodiment, the amount of amino acids in a dose is dependent on the duration of hemodialysis. In another embodiment, the amount of amino acids in a dose is dependent upon the body mass of a subject receiving the dose and the duration of hemodialysis. In another embodiment, a dose comprises less than about 2 g of amino acids per kg of body mass of the subject. In another embodiment, a dose comprises a mass of amino acids from about 120% to about 160% the body mass of a subject on a (g/kg) basis. Non-limiting examples follow. In one non-limiting example, a subject with a body mass between about 34 and about 39 kg receives a dose comprising about 51 g of amino acids. In one non-limiting example, a subject with a body mass between about 40 and about 44 kg receives a dose comprising about 60 g of amino acids. In one non-limiting example, a subject with a body mass between about 45 and about 51 kg receives a dose comprising about 68 g of amino acids. In one non-limiting example, a subject with a body mass between about 52 and about 59 kg receives a dose comprising about 78 g of amino acids. In one non-limiting example, a subject with a body mass between about 60 and about 69 kg receives a dose comprising about 90 g of amino acids. In one non-limiting example, a subject with a body mass of about 70 kg, or greater, receives a dose comprising about 105 g of amino acids, or greater. In one embodiment the duration of hemodialysis is between 2-4.5 hrs. In one embodiment the duration of hemodialysis is between 2.75-4 hrs.

[0088] In one embodiment, an IDPN composition comprises one or more lipids. In another embodiment, a lipid is provided in the form of an emulsion. In another embodiment, a lipid is provided in the form of an emulsion of purified vegetable oil from soybean. In another embodiment, an emulsion of purified vegetable oil from soybean is Intralipid® (Kabi Vitrum). In another embodiment, an emulsion of purified vegetable oil from soybean comprises Travamulsion® (Travenol). In another embodiment, an emulsion of purified vegetable oil from soybean comprises egg phospholipids and soybean oil. In another embodiment, an emulsion of purified vegetable oil from soybean comprises soybean oil, egg yolk phospholipids, glycerin, water, and sodium hydroxide. In another embodiment, an emulsion of purified vegetable oil from soybean comprises phytosterols. In another embodiment, a lipid is provided in the form of an emulsion of purified safflower oil. In another embodiment, an emulsion of purified safflower oil is Liposyn® (Abbott). In another embodiment, an emulsion of purified safflower oil comprises safflower oil, soybean oil, egg phosphatides, glycerin, water, and sodium hydroxide. In another embodiment, a lipid is provided in the form of an emulsion of purified fish oil. In another embodiment, an emulsion of purified fish oil is Omegaven® (Fresenius AG). In another embodiment, a lipid is provided in the form of an emulsion of purified olive oil. In another embodiment, a lipid is provided in the form of an emulsion of medium-chain triglyceride oil. In another embodiment, a lipid is provided in the form of an emulsion of two or more of soybean oil, safflower oil, fish oil, olive oil and medium-chain triglyceride oil. In another embodiment, the lipid is 50% soybean oil and 50% safflower oil. In another embodiment, the lipid is 50% soybean oil and 50% medium-chain triglyceride oil. In another embodiment, the lipid is

40% soybean oil, 50% medium-chain triglyceride oil, and 10% fish oil. In another embodiment, the lipid is 25% soybean oil and 75% medium-chain triglyceride. In another embodiment, the lipid is 20% soybean oil and 80% olive oil. In another embodiment, a lipid comprises a triglyceride comprising three fatty acid residues. In another embodiment, a lipid comprises a triglyceride comprising saturated and/or unsaturated fatty acid residues. In another embodiment, a fatty acid residue is derived from linoleic acid, oleic acid, palmitic acid, or steric acid. In another embodiment, a fatty acid residue is derived from eicosapentaenoic acid, arachidonic acid or docosahexaenoic acid. In another embodiment, a lipid comprises a phospholipid. In another embodiment, an IDPN composition comprises about 5 to about 30% lipids by volume. In another embodiment, a composition comprises about 10 to about 20% lipids by volume. In another embodiment, an IDPN composition comprises lipids and propofol. In another embodiment, an IDPN composition comprises lipids, propofol, and a cyclodextrin, a cyclodextrin analogue, or a pharmaceutically-acceptable salt of cyclodextrin. In another embodiment, a composition does not comprise a lipid. In another embodiment, a composition that does not comprise a lipid is administered to a subject comprising hyperlipemia, acute pancreatitis, lipid nephrosis or allergic reactions to eggs.

[0089] In one embodiment, a dose comprises between about 5 and about 50 g of lipids. In another embodiment, a dose comprises between about 5 and about 30 g of lipids. In another embodiment, a dose comprises between about 10 and about 25g of lipids. In another embodiment, a dose comprises more than about 5 g of lipids. In another embodiment, a dose comprises less than about 50 g of lipids. In another embodiment, a dose comprises about 5 g, about 6 g, about 7 g, about 8 g, about 9 g, about 10 g, about 11 g, about 12 g, about 13 g, about 14 g, about 15 g, about 16 g, about 17 g, about 18 g, about 19 g, about 20 g, about 21 g, about 22 g, about 23 g, about 24 g, about 25 g, about 26 g, about 27 g, about 28 g, about 29 g, about 30 g, about 31 g, about 32 g, about 33 g, about 34 g, about 35 g, about 36 g, about 37 g, about 38 g, about 39 g, about 40 g, about 41 g, about 42 g, about 43 g, about 44 g, about 45 g, about 46 g, about 47 g, about 48 g, about 49 g, or about 50 g of lipids.

[0090] In one embodiment, the amount of lipids in a dose is dependent upon the body mass of a subject receiving the dose. In another embodiment, the amount of lipids in a dose is dependent on the duration of hemodialysis. In another embodiment, the amount of lipids in a dose is dependent upon the body mass of a subject receiving the dose and the duration of hemodialysis. In another embodiment, a dose comprises less than about 0.4 g of lipids per kg of body mass of the subject. In another embodiment, a dose comprises a mass of lipids from about 10% to about 40% the body mass of a subject on a (g/kg) basis. In another embodiment, a dose comprises a mass of lipids from about 20% to about 30% the body mass of a subject on a (g/kg) basis. Non-limiting examples follow. In one non-limiting example, a subject with a body mass between about 34 and about 39 kg receives a dose comprising about 8.6 g of lipids. In one non-limiting example, a subject with a body mass between about 40 and about 44 kg receives a dose comprising about 10.2 g of lipids. In one non-limiting example, a subject with a body mass between about 45 and about 51 kg receives a dose comprising about 11.2 g of lipids. In one non-limiting example, a subject with a body mass between about 52 and about 59 kg receives a dose comprising about 13.2 g of lipids. In one non-limiting example, a subject with a body mass between about 60 and about 69 kg

receives a dose comprising about 15.2 g of lipids. In one non-limiting example, a subject with a body mass of about 70 kg, or greater, receives a dose comprising about 17.8 g of lipids, or greater. In one embodiment the duration of hemodialysis is between 2-4.5 hrs. In one embodiment the duration of hemodialysis is between 2.75-4 hrs.

[0091] In one embodiment, the presence of a lipid improves the ability of an IDPN composition to increase albumin levels in a subject. In another embodiment, the presence of a lipid does not improve the ability of an IDPN composition to increase albumin levels in a subject. In another embodiment, the presence of a lipid increases the nutritional value of an IDPN composition. In another embodiment, the presence of a lipid increases the caloric content of an IDPN composition. In another embodiment, an IDPN composition comprising a lipid has higher nutritional value than an IDPN composition that does not comprise a lipid. In another embodiment, an IDPN composition comprising a lipid has higher caloric content than an IDPN composition that does not comprise a lipid. In one embodiment, a subject being administered an IDPN composition with a low caloric content does not catabolize the amino acids of the IDPN composition. In one embodiment, a subject being administered an IDPN composition with a low caloric content catabolizes the amino acids of the IDPN composition. In one embodiment, a subject being administered an IDPN composition with a low caloric content catabolizes the amino acids of the IDPN composition, thereby diminishing the increase in albumin levels. In one embodiment, a subject being administered an IDPN composition that does not comprise lipids does not catabolize the amino acids of the IDPN composition. In one embodiment, a subject being administered an IDPN composition that does not comprise lipids catabolizes the amino acids of the IDPN composition. In one embodiment, a subject being administered an IDPN composition that does not comprise lipids catabolizes the amino acids of the IDPN composition, thereby diminishing the increase in albumin levels. In another embodiment, a subject being administered an IDPN composition with a high caloric content does not catabolize the amino acids of the IDPN composition. In another embodiment, a subject being administered an IDPN composition comprising a lipid does not catabolize the amino acids of the IDPN composition. In another embodiment, a subject being administered an IDPN composition with a high caloric content does not catabolize the amino acids of the IDPN composition, thereby enabling an increase in albumin levels. In another embodiment, a subject being administered an IDPN composition comprising a lipid does not catabolize the amino acids of the IDPN composition, thereby enabling an increase in albumin levels.

[0092] In one embodiment, an IDPN composition comprises one or more micronutrients. In another embodiment, an IDPN composition is co-administered with one or more micronutrients. In another embodiment, a micronutrient is a vitamin, a trace element, and/or a mineral. In another embodiment, a vitamin is a water soluble vitamin. In another embodiment, the vitamin is vitamin C, folic acid, vitamin B₁, or vitamin B₆. In another embodiment, a vitamin comprises a multivitamin lacking vitamin K. In another embodiment, a trace element comprises one or more of zinc, selenium, copper, chromium, magnesium, and manganese. In another embodiment, a mineral comprises a mineral salt. In another embodiment, a mineral salt comprises sodium phosphate, sodium chloride, sodium iodide, sodium acetate, potassium chloride, potassium iodide, potassium acetate, potassium metabisulfite, calcium acetate,

magnesium acetate, or magnesium sulfate. In another embodiment, a mineral salt comprises a lithium, sodium, potassium, calcium, magnesium, aluminum, zinc, cesium, scandium, titanium, zirconium, hafnium, vanadium, chromium, molybdenum, manganese, iron, ruthenium, osmium, cobalt, rhenium, iridium, nickel, palladium, platinum, copper, silver, gold, cadmium, mercury, indium, tin, lead, bismuth, cerium, samarium, or strontium salt, or a combination of any of the foregoing. In another embodiment, a mineral salt comprises a fluoride, chloride, bromide, iodide, nitrate, nitrite, phosphate, sulfate, sulfite, bisulfite, thiosulfate, carbonate, bicarbonate, chlorate, perchlorate, chlorite, or hypochlorite salt, or a combination of any of the foregoing.

[0093] In one embodiment, an IDPN composition comprises one or more pharmaceutical agents. One non-limiting example of a pharmaceutical agent appropriate for inclusion in an IDPN composition is insulin. In another embodiment, insulin is added to an IDPN composition prior to administration to the subject. In another embodiment, the addition of insulin to an IDPN composition in a container takes place immediately prior to administration to prevent absorption of the insulin by a container material. In another embodiment, insulin is co-administered with an IDPN composition. In another embodiment, the insulin is subcutaneously injected during treatment with an IDPN composition. In another embodiment, about 5 to about 20 units of insulin is added with one dose of an IDPN composition.

[0094] In one embodiment, an IDPN composition is co-administered with one or more pharmaceutical agents. In another embodiment, co-administration of a pharmaceutical agent takes place prior to administration of an IDPN composition. In another embodiment, co-administration of a pharmaceutical agent takes place during administration of an IDPN composition. In another embodiment, co-administration of a pharmaceutical agent takes place after administration of an IDPN composition. Non-limiting examples of pharmaceutical agents that are co-administered with an IDPN composition include: an erythropoietin agent, for example, Procrit®, Epogen®, ARANESP® or epoietin alpha; and iron agent, for example, InFeD®, Ferrlecit® and Venofer®; a phosphorous binder, for example, PhosLo® (calcium acetate), Tums® (calcium carbonate), Renagel® (sevelamer), and Fosrenol® (lanthanum carbonate); an active vitamin D agent, for example, Rocaltrol® (calcitriol) and Hectorol® (doxercalciferol); Zemplar® (paricalcitol), Calcijex® (calcitriol), and Sensipar® (cinacalcet); vitamin complex agents, for example, Nephro-Vite®, Nephrocaps® and Nephroplex®; an antihistamine, for example, Benadryl® (diphenhydramine), Atarax® or Vistaril® (hydroxyzine), and Zyrtec® (loratadine); and a statin, for example, Lipitor® (Atorvastatin), Zocor® (Simvastatin), and Pravachol® (Pravastatin).

[0095] In one embodiment, an IDPN composition is administered with a fill. In another embodiment, a fill comprises water. In another embodiment, a fill comprises sterile water. In another embodiment, a fill consists of sterile water. In another embodiment, a fill comprises saline. In another embodiment, a fill consists of saline. In another embodiment, a fill comprises physiological saline. In another embodiment, a fill consists of physiological saline. In another embodiment, a fill comprises an IDPN composition. In another embodiment, a fill consists of an IDPN composition. In another embodiment, a fill comprises an IDPN composition that is administered with the fill. In another embodiment, a fill consists of an IDPN composition that is administered with the fill. In another embodiment, a fill has a volume of greater than

about 1 mL. In another embodiment, a fill has a volume of greater than about 10 mL. In another embodiment, a fill has a volume of less than about 200 mL. In another embodiment, a fill has a volume of less than about 150 mL. In another embodiment, a fill has a volume of from about 1 mL to about 200 mL. In another embodiment, a fill has a volume of from about 10 mL to about 100 mL. In another embodiment, a fill has a volume of from about 25 mL to about 75 mL. In another embodiment, a fill has a volume of from about 40 mL to about 60 mL. In another embodiment, a fill has a volume greater than about 25 mL. In another embodiment, a fill has a volume less than about 75 mL. In another embodiment, a fill has a volume of about 5 mL, about 10 mL, about 15 mL, about 20 mL, about 25 mL, about 30 mL, about 35 mL, about 40 mL, about 45 mL, about 50 mL, about 55 mL, about 60 mL, about 65 mL, about 70 mL, about 75 mL, about 80 mL, about 85 mL, about 90 mL, about 95 mL, about 100 mL, about 105 mL, about 110 mL, about 115 mL, about 120 mL, about 125 mL, about 130 mL, about 135 mL, about 140 mL, about 145 mL, or about 150 mL. In another embodiment, a fill has a volume of about 50 mL. [0096] In one embodiment, an IDPN composition is administered simultaneously with a fill. In another embodiment, an IDPN composition is administered after a fill is administered. In another embodiment, a fill is used to prime a dialysis tubing. In another embodiment, a fill is administered to a subject. In another embodiment, a fill is not administered to a subject. In another embodiment, a fill is premixed with an IDPN composition.

[0097] In one embodiment, an IDPN composition comprises an amount of a stock carbohydrate solution and an amount of an amino acid stock mixture. In another embodiment, an IDPN composition comprises an amount of a stock carbohydrate solution and an amount of an amino acid stock solution. In another embodiment, an IDPN composition comprises a volume of a stock carbohydrate solution and a volume of an amino acid stock mixture. In another embodiment, an IDPN composition comprises a volume of a stock carbohydrate solution and a volume of an amino acid stock solution. In another embodiment, an IDPN composition further comprises a fill. In another embodiment, an IDPN composition further comprises an amount of a fill. In another embodiment, an IDPN composition further comprises a volume of a fill.

[0098] In one embodiment, an IDPN composition comprises an amount of a stock carbohydrate solution, an amount of an amino acid stock mixture, and an amount of a fill. In another embodiment, an IDPN composition comprises an amount of a stock carbohydrate solution, an amount of an amino acid stock solution, and an amount of a fill. In another embodiment, an IDPN composition comprises a volume of a stock carbohydrate solution, a volume of an amino acid stock mixture, and a volume of a fill. In another embodiment, an IDPN composition comprises a volume of a stock carbohydrate solution, a volume of an amino acid stock solution, and a volume of a fill.

IDPN Compositions Effective to Modulate Albumin Levels in a Subject

[0099] In one embodiment, an IDPN composition is effective to modulate albumin levels of a subject. In another embodiment, an IDPN composition is effective to increase albumin levels of a subject. In another embodiment, the modulation in albumin levels is relative to the amount of an IDPN composition

administered to a subject. In another embodiment, a modulation in albumin levels is independent of the amount of an IDPN composition administered to a subject.

[0100] In one embodiment, a modulation in albumin levels is greater than about 0.01 g/dL. In another embodiment, a modulation in albumin levels is greater than about 0.05 g/dL. In another embodiment, a modulation in albumin levels is greater than about 0.1 g/dL. In another embodiment, a modulation in albumin levels is less than about 1.0 g/dL. In another embodiment, a modulation in albumin levels is less than about 0.8 g/dL. In another embodiment, a modulation in albumin levels is less than about 0.6 g/dL. In another embodiment, a modulation in albumin levels is from about 0.01 g/dL to about 1.0 g/dL. In another embodiment, a modulation in albumin levels is from about 0.05 g/dL to about 0.8 g/dL. In another embodiment, a modulation in albumin levels is from about 0.1 g/dL to about 0.6 g/dL. In another embodiment, a modulation in albumin levels is from about 0.2 g/dL to about 0.4 g/dL.

[0101] In one embodiment, a increase in albumin levels is greater than about 0.01 g/dL. In another embodiment, a increase in albumin levels is greater than about 0.05 g/dL. In another embodiment, a increase in albumin levels is greater than about 0.1 g/dL. In another embodiment, a increase in albumin levels is less than about 1.0 g/dL. In another embodiment, a increase in albumin levels is less than about 0.8 g/dL. In another embodiment, a increase in albumin levels is less than about 0.6 g/dL. In another embodiment, a increase in albumin levels is from about 0.01 g/dL to about 1.0 g/dL. In another embodiment, a increase in albumin levels is from about 0.05 g/dL to about 0.8 g/dL. In another embodiment, a increase in albumin levels is from about 0.1 g/dL to about 0.6 g/dL. In another embodiment, a increase in albumin levels is from about 0.2 g/dL to about 0.4 g/dL.

[0102] In one embodiment, a modulation in albumin levels is greater than about 1%. In another embodiment, a modulation in albumin levels is greater than about 5%. In another embodiment, a modulation in albumin levels is greater than about 10%. In another embodiment, a modulation in albumin levels is greater than about 25%. In another embodiment, a modulation in albumin levels is greater than about 50%. In another embodiment, a modulation in albumin levels is greater than about 100%. In another embodiment, a modulation in albumin levels is less than about 100%. In another embodiment, a modulation in albumin levels is less than about 50%. In another embodiment, a modulation in albumin levels is less than about 25%. In another embodiment, a modulation in albumin levels is less than about 10%. In another embodiment, a modulation in albumin levels is less than about 5%. In another embodiment, a modulation in albumin levels is less than about 1%. In another embodiment, a modulation in albumin levels is from about 1% to about 100%. In another embodiment, a modulation in albumin levels is from about 5% to about 50%. In another embodiment, a modulation in albumin levels is from about 10% to about 50%. In another embodiment, a modulation in albumin levels is from about 25% to about 50%. In another embodiment, a modulation in albumin levels is about 0.1%, about 0.2%, about 0.3%, about 0.4%, about 0.5%, about 0.6%, about 0.7%, about 0.8%, about 0.9%, about 1%, about 1.1%, about 1.2%, about 1.3%, about 1.4%, about 1.5%, about 1.6%, about 1.7%, about 1.8%, about 1.9%, about 2%, about 2.1%, about 2.2%, about 2.3%, about 2.4%, about 2.5%, about 2.6%, about 2.7%, about 2.8%, about 2.9%, about 3%, about 3.1%, about 3.2%, about 3.3%, about 3.4%, about 3.5%, about 3.6%, about

3.7%, about 3.8%, about 3.9%, about 4%, about 4.1%, about 4.2%, about 4.3%, about 4.4%, about 4.5%, about 4.6%, about 4.7%, about 4.8%, about 4.9%, about 5%, about 5.5%, about 6%, about 6.5%, about 7%, about 7.5%, about 8%, about 8.5%, about 9%, about 9.5%, about 10%, about 11%, about 12%, about 13%, about 14%, about 15%, about 16%, about 17%, about 18%, about 19%, about 20%, about 21%, about 22%, about 23%, about 24%, about 25%, about 26%, about 27%, about 28%, about 29%, about 30%, about 31%, about 32%, about 33%, about 34%, about 35%, about 36%, about 37%, about 38%, about 39%, about 40%, about 41%, about 42%, about 43%, about 44%, about 45%, about 46%, about 47%, about 48%, about 49%, about 50%, about 51%, about 52%, about 53%, about 54%, about 55%, about 56%, about 57%, about 58%, about 59%, about 60%, about 61%, about 62%, about 63%, about 64%, about 65%, about 66%, about 67%, about 68%, about 69%, about 70%, about 71%, about 72%, about 73%, about 74%, about 75%, about 76%, about 77%, about 78%, about 79%, about 80%, about 81%, about 82%, about 83%, about 84%, about 85%, about 86%, about 87%, about 88%, about 89%, about 90%, about 91%, about 92%, about 93%, about 94%, about 95%, about 96%, about 97%, about 98%, about 99%, or about 100%.

[0103] In one embodiment, an increase in albumin levels is greater than about 1%. In another embodiment, an increase in albumin levels is greater than about 5%. In another embodiment, an increase in albumin levels is greater than about 10%. In another embodiment, an increase in albumin levels is greater than about 25%. In another embodiment, an increase in albumin levels is greater than about 50%. In another embodiment, an increase in albumin levels is greater than about 100%. In another embodiment, an increase in albumin levels is less than about 100%. In another embodiment, an increase in albumin levels is less than about 50%. In one embodiment, an increase in albumin levels is less than about 25%. In another embodiment, an increase in albumin levels is less than about 10%. In another embodiment, an increase in albumin levels is less than about 5%. In another embodiment, an increase in albumin levels is less than about 1%. In another embodiment, an increase in albumin levels is from about 1% to about 100%. In another embodiment, an increase in albumin levels is from about 5% to about 50%. In another embodiment, an increase in albumin levels is from about 10% to about 50%. In another embodiment, an increase in albumin levels is from about 25% to about 50%. In another embodiment, an increase in albumin levels is about 0.1%, about 0.2%, about 0.3%, about 0.4%, about 0.5%, about 0.6%, about 0.7%, about 0.8%, about 0.9%, about 1%, about 1.1%, about 1.2%, about 1.3%, about 1.4%, about 1.5%, about 1.6%, about 1.7%, about 1.8%, about 1.9%, about 2%, about 2.1%, about 2.2%, about 2.3%, about 2.4%, about 2.5%, about 2.6%, about 2.7%, about 2.8%, about 2.9%, about 3%, about 3.1%, about 3.2%, about 3.3%, about 3.4%, about 3.5%, about 3.6%, about 3.7%, about 3.8%, about 3.9%, about 4%, about 4.1%, about 4.2%, about 4.3%, about 4.4%, about 4.5%, about 4.6%, about 4.7%, about 4.8%, about 4.9%, about 5%, about 5.5%, about 6%, about 6.5%, about 7%, about 7.5%, about 8%, about 8.5%, about 9%, about 9.5%, about 10%, about 11%, about 12%, about 13%, about 14%, about 15%, about 16%, about 17%, about 18%, about 19%, about 20%, about 21%, about 22%, about 23%, about 24%, about 25%, about 26%, about 27%, about 28%, about 29%, about 30%, about 31%, about 32%, about 33%, about 34%, about 35%, about 36%, about 37%, about 38%, about 39%, about 40%, about 41%, about

42%, about 43%, about 44%, about 45%, about 46%, about 47%, about 48%, about 49%, about 50%, about 51%, about 52%, about 53%, about 54%, about 55%, about 56%, about 57%, about 58%, about 59%, about 60%, about 61%, about 62%, about 63%, about 64%, about 65%, about 66%, about 67%, about 68%, about 69%, about 70%, about 71%, about 72%, about 73%, about 74%, about 75%, about 76%, about 77%, about 78%, about 79%, about 80%, about 81%, about 82%, about 83%, about 84%, about 85%, about 86%, about 87%, about 88%, about 89%, about 90%, about 91%, about 92%, about 93%, about 94%, about 95%, about 96%, about 97%, about 98%, about 99%, or about 100%.

[0104] In one embodiment, a modulation in albumin levels is observable within about an hour, within about 4 hours, within about 8 hours, within about 12 hours, within about 24 hours, within about 2 days, within about 3 days, within about 4 days, within about 5 days, within about 6 days, or within about 7 days. In another embodiment, a modulation in albumin levels is observable within about a month, within about 2 months, within about 3 months, within about 4 months, within about 5 months, within about 6 months, within about 7 months, within about 8 months, within about 9 months, within about 10 months, within about 11 months, or within about 12 months. In another embodiment, a modulation in albumin levels is observable within about 6 months. In another embodiment, a modulation in albumin levels is observable within about a year.

[0105] In one embodiment, an increase in albumin levels is observable within about an hour, within about 4 hours, within about 8 hours, within about 12 hours, within about 24 hours, within about 2 days, within about 3 days, within about 4 days, within about 5 days, within about 6 days, or within about 7 days. In another embodiment, an increase in albumin levels is observable within about a month, within about 2 months, within about 3 months, within about 4 months, within about 5 months, within about 6 months, within about 7 months, within about 8 months, within about 9 months, within about 10 months, within about 11 months, or within about 12 months. In another embodiment, an increase in albumin levels is observable within about 6 months. In another embodiment, an increase in albumin levels is observable within about a year.

[0106] In one embodiment, therapy continues until a desired increase in albumin levels is observed in a subject. In another embodiment, a desired increase in albumin levels is greater than about 0.05 g/dL. In another embodiment, a desired increase in albumin levels is greater than about 0.1 g/dL. In another embodiment, a desired increase in albumin levels is less than about 1.0 g/dL. In another embodiment, a desired increase in albumin levels is less than about 0.6 g/dL. In another embodiment, a desired increase in albumin levels is from about 0.05 to about 1.0 g/dL. In another embodiment, a desired increase in albumin levels is from about 0.1 to about 0.6 g/dL. In another embodiment, a desired increase in albumin levels is from about 0.2 to about 0.4 g/dL. In another embodiment, a desired increase in albumin levels is about 0.05, about 0.10, about 0.15, about 0.20, about 0.25, about 0.30, about 0.35, about 0.40, about 0.45, about 0.50, about 0.55, about 0.60, about 0.65, about 0.70, about 0.75, about 0.80, about 0.85, about 0.90, about 0.95, or about 1.00 g/dL.

[0107] In one embodiment, therapy continues until a desired albumen level in a subject is reached. In another embodiment, a desired albumin level is greater than about 3.5 g/dL. In another embodiment, a

desired albumin level is less than about 4.0 g/dL. In another embodiment, a desired albumin level is from about 3.5 to about 4.0 g/dL. In another embodiment, a desired albumin level is about 3.5, about 3.55, about 3.6, about 3.65, about 3.7, about 3.75, about 3.8, about 3.85, about 3.9, about 3.95, or about 4.0 g/dL. In another embodiment, a desired albumin level is about 3.8 g/dL.

[0108] In one embodiment, an IDPN composition is co-administered with one or more agents effective to increase albumin levels in a subject. In another embodiment, an IDPN composition is co-administered with one or more appetite stimulants. Non-limiting examples of appetite stimulants include marinol, cyprohepatadine, megestrol acetate, and pizotifen. In another embodiment, an IDPN composition is co-administered with megestrol acetate.

Administration of IDPN Compositions

[0109] In one embodiment, an IDPN composition is administered weekly. In another embodiment, an IDPN composition is administered daily. In another embodiment, an IDPN composition is administered at least once a day. In another embodiment, an IDPN composition is administered more than once a day. In another embodiment, an IDPN composition is administered 1, 2, 3, 4, 5, 6, or 7 times a week. In another embodiment, an IDPN composition is administered 3 days a week. In another embodiment, an IDPN composition is administered 2 days a week. In another embodiment, an IDPN composition is administered 1, 2, 3, 4, 5, 6, 7, 8, 9, or 10 times a day. In another embodiment, an IDPN composition is administered 1, 2, 3, 4, 5, 6, 7, 8, 9, 10, 11, 12, 13, 14, 15, 16, 17, 18, 19, 20, 21, 22, 23, 24, 25, 26, 27, 28, 29, 30, 31, 32, 33, 34, 35, 36, 37, 38, 39, 40, 41, 42, 43, 44, 45, 46, 47, 48, 49, 50, 51, 52, 53, 54, 55, 56, 57, 58, 59, 60, 61, 62, 63, 64, 65, 66, 67, 68, 69, or 70 times a week. In another embodiment, an IDPN composition is administered from about 1 to about 10 times a day. In another embodiment, an IDPN composition is administered from about 1 to about 5 times a day. In another embodiment, an IDPN composition is administered 1 to 3 times a day. In another embodiment, an IDPN composition is administered about 1 to about 100 times a week. In another embodiment, an IDPN composition is administered about 5 to about 50 times a week. In another embodiment, an IDPN composition is administered about 7 to about 35 times a week. In another embodiment, an IDPN composition is administered about 7 to about 21 times a week. In another embodiment, the administrations are spread out evenly over a time period. In another embodiment, an IDPN composition is administered as needed. In another embodiment, an IDPN composition is administered at the discretion of a health care provider. In another embodiment, IDPN compositions are administered as per a regimen.

[0110] In one embodiment, a dose is administered over an infusion time. In another embodiment, an infusion time is less than about 8 hours. In another embodiment, an infusion time is less than about 6 hours. In another embodiment, an infusion time is less than about 4 hours. In another embodiment, an infusion time is less than about 2 hours. In another embodiment, an infusion time is from about 2 hours to about 8 hours. In another embodiment, an infusion time is from about 3 hours to about 5 hours. In another embodiment, an infusion time is about 2 hours, about 2.25 hours, about 2.5 hours, about 2.75 hours, about 3 hours, about 3.25 hours, about 3.5 hours, about 3.75 hours, or about 4 hours. In another embodiment, an infusion time is about 2.75-3 hours. In another embodiment, an infusion time is about 3-

3.25 hours. In another embodiment, an infusion time is about 3.25-3.5 hours. In another embodiment, an infusion time is about 3.5-3.75 hours. In another embodiment, an infusion time is about 3.75-4 hours.

[0111] In one embodiment, an infusion time is optionally extended by an additional period. In another embodiment, an infusion time is extended by an additional period. In another embodiment, an additional period improves the efficacy of infusion of an IDPN composition into the subject. In another embodiment, an additional period precedes the infusion time. In another embodiment, an additional period follows the infusion time. In another embodiment, an infusion time is interrupted by one or more additional periods. In another embodiment, an additional period is greater than about 0.05 hours. In another embodiment, an additional period is greater than about 0.20 hours. In another embodiment, an additional period is less than about 1.0 hours. In another embodiment, an additional period is less than about 0.55 hours. In another embodiment, an additional period is from about 0.05 hours to about 1.0 hours. In another embodiment, an additional period is from about 0.10 hours to about 0.50 hours. In another embodiment, an additional period is about 0.05 hours, about 0.10 hours, about 0.15 hours, about 0.20 hours, about 0.25 hours, about 0.30 hours, about 0.35 hours, about 0.40 hours, about 0.45 hours, or about 0.50 hours. In another embodiment, an additional period is about 0.25 hours. In another embodiment, an additional period follows an infusion time and is 0.25 hours.

[0112] In one embodiment, an infusion time is about 2.00 hours extended by an additional period of about 0.25 hours. In another embodiment, an infusion time is about 2.25 hours extended by an additional period of about 0.25 hours. In another embodiment, an infusion time is about 2.50 hours extended by an additional period of about 0.25 hours. In another embodiment, an infusion time is about 2.75 hours extended by an additional period of about 0.25 hours. In another embodiment, an infusion time is about 3.00 hours extended by an additional period of about 0.25 hours. In another embodiment, an infusion time is about 3.25 hours extended by an additional period of about 0.25 hours. In another embodiment, an infusion time is about 3.50 hours extended by an additional period of about 0.25 hours. In another embodiment, an infusion time is about 3.75 hours extended by an additional period of about 0.25 hours. In another embodiment, an infusion time is about 4.00 hours extended by an additional period of about 0.25 hours. In another embodiment, an infusion time is about 2.00 hours extended by an additional period of about 0.50 hours. In another embodiment, an infusion time is about 2.25 hours extended by an additional period of about 0.50 hours. In another embodiment, an infusion time is about 2.50 hours extended by an additional period of about 0.50 hours. In another embodiment, an infusion time is about 2.75 hours extended by an additional period of about 0.50 hours. In another embodiment, an infusion time is about 3.00 hours extended by an additional period of about 0.50 hours. In another embodiment, an infusion time is about 3.25 hours extended by an additional period of about 0.50 hours. In another embodiment, an infusion time is about 3.50 hours extended by an additional period of about 0.50 hours. In another embodiment, an infusion time is about 3.75 hours extended by an additional period of about 0.50 hours. In another embodiment, an infusion time is about 4.00 hours extended by an additional period of about 0.50 hours.

[0113] In one embodiment, a dose is administered at an infusion rate. In another embodiment, an infusion rate is directly proportionate to the body mass of the subject. In another embodiment, an infusion rate is modulated as therapy progresses for a subject. In another embodiment an infusion rate during the second week of therapy is greater than an infusion rate during the first week of therapy for a given subject. In another embodiment, an infusion rate during the second week of therapy is about 1.5 times greater than an infusion rate during the first week of therapy for a given subject. In another embodiment, an infusion rate during the second week of therapy is about 2 times greater than an infusion rate during the first week of therapy for a given subject. In another embodiment, an infusion rate during the second week of therapy is about 3 times greater than an infusion rate during the first week of therapy for a given subject.

[0114] In one embodiment, an infusion rate is greater than about 10 mL/hour. In another embodiment, an infusion rate is less than about 300 mL/hour. In another embodiment, an infusion rate is from about 10 mL/hour to about 300 mL/hour. In another embodiment, an infusion rate is about 10 mL/hour, about 11 mL/hour, about 12 mL/hour, about 13 mL/hour, about 14 mL/hour, about 15 mL/hour, about 16 mL/hour, about 17 mL/hour, about 18 mL/hour, about 19 mL/hour, about 20 mL/hour, about 21 mL/hour, about 22 mL/hour, about 23 mL/hour, about 24 mL/hour, about 25 mL/hour, about 26 mL/hour, about 27 mL/hour, about 28 mL/hour, about 29 mL/hour, about 30 mL/hour, about 31 mL/hour, about 32 mL/hour, about 33 mL/hour, about 34 mL/hour, about 35 mL/hour, about 36 mL/hour, about 37 mL/hour, about 38 mL/hour, about 39 mL/hour, about 40 mL/hour, about 41 mL/hour, about 42 mL/hour, about 43 mL/hour, about 44 mL/hour, about 45 mL/hour, about 46 mL/hour, about 47 mL/hour, about 48 mL/hour, about 49 mL/hour, about 50 mL/hour, about 51 mL/hour, about 52 mL/hour, about 53 mL/hour, about 54 mL/hour, about 55 mL/hour, about 56 mL/hour, about 57 mL/hour, about 58 mL/hour, about 59 mL/hour, about 60 mL/hour, about 61 mL/hour, about 62 mL/hour, about 63 mL/hour, about 64 mL/hour, about 65 mL/hour, about 66 mL/hour, about 67 mL/hour, about 68 mL/hour, about 69 mL/hour, about 70 mL/hour, about 71 mL/hour, about 72 mL/hour, about 73 mL/hour, about 74 mL/hour, about 75 mL/hour, about 76 mL/hour, about 77 mL/hour, about 78 mL/hour, about 79 mL/hour, about 80 mL/hour, about 81 mL/hour, about 82 mL/hour, about 83 mL/hour, about 84 mL/hour, about 85 mL/hour, about 86 mL/hour, about 87 mL/hour, about 88 mL/hour, about 89 mL/hour, about 90 mL/hour, about 91 mL/hour, about 92 mL/hour, about 93 mL/hour, about 94 mL/hour, about 95 mL/hour, about 96 mL/hour, about 97 mL/hour, about 98 mL/hour, about 99 mL/hour, about 100 mL/hour, about 101 mL/hour, about 102 mL/hour, about 103 mL/hour, about 104 mL/hour, about 105 mL/hour, about 106 mL/hour, about 107 mL/hour, about 108 mL/hour, about 109 mL/hour, about 110 mL/hour, about 111 mL/hour, about 112 mL/hour, about 113 mL/hour, about 114 mL/hour, about 115 mL/hour, about 116 mL/hour, about 117 mL/hour, about 118 mL/hour, about 119 mL/hour, about 120 mL/hour, about 121 mL/hour, about 122 mL/hour, about 123 mL/hour, about 124 mL/hour, about 125 mL/hour, about 126 mL/hour, about 127 mL/hour, about 128 mL/hour, about 129 mL/hour, about 130 mL/hour, about 131 mL/hour, about 132 mL/hour, about 133 mL/hour, about 134 mL/hour, about 135 mL/hour, about 136 mL/hour, about 137 mL/hour, about 138 mL/hour, about 139 mL/hour, about 140 mL/hour, about 141 mL/hour, about 142 mL/hour, about 143 mL/hour, about 144 mL/hour, about 145 mL/hour, about 146 mL/hour, about 147 mL/hour, about 148 mL/hour, about 149

mL/hour, about 150 mL/hour, about 151 mL/hour, about 152 mL/hour, about 153 mL/hour, about 154 mL/hour, about 155 mL/hour, about 156 mL/hour, about 157 mL/hour, about 158 mL/hour, about 159 mL/hour, about 160 mL/hour, about 161 mL/hour, about 162 mL/hour, about 163 mL/hour, about 164 mL/hour, about 165 mL/hour, about 166 mL/hour, about 167 mL/hour, about 168 mL/hour, about 169 mL/hour, about 170 mL/hour, about 171 mL/hour, about 172 mL/hour, about 173 mL/hour, about 174 mL/hour, about 175 mL/hour, about 176 mL/hour, about 177 mL/hour, about 178 mL/hour, about 179 mL/hour, about 180 mL/hour, about 181 mL/hour, about 182 mL/hour, about 183 mL/hour, about 184 mL/hour, about 185 mL/hour, about 186 mL/hour, about 187 mL/hour, about 188 mL/hour, about 189 mL/hour, about 190 mL/hour, about 191 mL/hour, about 192 mL/hour, about 193 mL/hour, about 194 mL/hour, about 195 mL/hour, about 196 mL/hour, about 197 mL/hour, about 198 mL/hour, about 199 mL/hour, about 200 mL/hour, about 201 mL/hour, about 202 mL/hour, about 203 mL/hour, about 204 mL/hour, about 205 mL/hour, about 206 mL/hour, about 207 mL/hour, about 208 mL/hour, about 209 mL/hour, about 210 mL/hour, about 211 mL/hour, about 212 mL/hour, about 213 mL/hour, about 214 mL/hour, about 215 mL/hour, about 216 mL/hour, about 217 mL/hour, about 218 mL/hour, about 219 mL/hour, about 220 mL/hour, about 221 mL/hour, about 222 mL/hour, about 223 mL/hour, about 224 mL/hour, about 225 mL/hour, about 226 mL/hour, about 227 mL/hour, about 228 mL/hour, about 229 mL/hour, about 230 mL/hour, about 231 mL/hour, about 232 mL/hour, about 233 mL/hour, about 234 mL/hour, about 235 mL/hour, about 236 mL/hour, about 237 mL/hour, about 238 mL/hour, about 239 mL/hour, about 240 mL/hour, about 241 mL/hour, about 242 mL/hour, about 243 mL/hour, about 244 mL/hour, about 245 mL/hour, about 246 mL/hour, about 247 mL/hour, about 248 mL/hour, about 249 mL/hour, about 250 mL/hour, about 251 mL/hour, about 252 mL/hour, about 253 mL/hour, about 254 mL/hour, about 255 mL/hour, about 256 mL/hour, about 257 mL/hour, about 258 mL/hour, about 259 mL/hour, about 260 mL/hour, about 261 mL/hour, about 262 mL/hour, about 263 mL/hour, about 264 mL/hour, about 265 mL/hour, about 266 mL/hour, about 267 mL/hour, about 268 mL/hour, about 269 mL/hour, about 270 mL/hour, about 271 mL/hour, about 272 mL/hour, about 273 mL/hour, about 274 mL/hour, about 275 mL/hour, about 276 mL/hour, about 277 mL/hour, about 278 mL/hour, about 279 mL/hour, about 280 mL/hour, about 281 mL/hour, about 282 mL/hour, about 283 mL/hour, about 284 mL/hour, about 285 mL/hour, about 286 mL/hour, about 287 mL/hour, about 288 mL/hour, about 289 mL/hour, about 290 mL/hour, about 291 mL/hour, about 292 mL/hour, about 293 mL/hour, about 294 mL/hour, about 295 mL/hour, about 296 mL/hour, about 297 mL/hour, about 298 mL/hour, about 299 mL/hour, or about 300 mL/hour.

[0115] In one embodiment, a modulation in albumin levels is determined by analyzing the blood of a subject. In another embodiment, an increase in albumin levels is determined by analyzing the blood of a subject.

[0116] In one embodiment, hemodialysis with an IDPN composition provides an IDPN composition with reduced infusion volume. In another embodiment, reduced infusion volume reduces one or more side effects associated with a high infusion volume. In another embodiment, a side effect associated with a high infusion volume is dyspnea, increased respiratory rate, rhonchi, edema, hypertension, hernia, or

anxiety. In another embodiment, hemodialysis with an IDPN composition provides an IDPN composition with reduced symptoms associated with hyperglycemia. In another embodiment, a symptom associated with hyperglycemia is excessive thirst, excessive urination, physical exhaustion, involuntary weight loss, yeast or fungal infection, blurred vision, numbness, confusion, coma, or a symptom associated with diabetes type 2. In another embodiment, a symptom associated with diabetes type 2 is skin rash, skin infection, athlete's foot, poor skin healing, urinary tract infection, candida, thrush, dry itchy skin, flaky skin, skin ulcers, peripheral neuropathy, paresthesias, foot tingling, foot numbness, hand tingling, hand numbness, blurred vision, sexual dysfunction, erectile failure, vaginal dryness, premature menopause, absent periods, involuntary weight gain, drowsiness, malaise, dehydration, bedwetting, excessive hunger, muscle cramps, muscle aches, headaches, irritability, fatigue, muscle weakness, acne, hyperglycemic hyperosmolar nonketotic syndrome, diabetic ketoacidosis, nausea, vomiting, respiratory difficulty, rapid pulse, or abdominal pain. In another embodiment, hemodialysis with an IDPN composition provides hemodialysis with reduced side effects associated with a high infusion volume and with reduced symptoms associated with hyperglycemia.

[0117] In another embodiment, an IDPN composition comprises one or more agents effective to increase albumin levels in a subject. In another embodiment, an IDPN composition is co-administered with one or more agents effective to increase albumin levels in a subject. In another embodiment, co-administration of an agent effective to increase albumin levels in a subject takes place prior to administration of an IDPN composition. In another embodiment, co-administration of an agent effective to increase albumin levels in a subject takes place during administration of an IDPN composition. In another embodiment, co-administration of an agent effective to increase albumin levels in a subject takes place after administration of an IDPN composition. In another embodiment, a subject treated with an IDPN composition is also treated with an appetite stimulant. In another embodiment, an IDPN composition is co-administered with one or more appetite stimulants. In another embodiment, co-administration of an appetite stimulant takes place prior to administration of an IDPN composition. In another embodiment, co-administration of an appetite stimulant takes place during administration of an IDPN composition. In another embodiment, co-administration of an appetite stimulant takes place after administration of an IDPN composition. Non-limiting examples of appetite stimulants include marinol, cyprohepatadine, megestrol acetate, and pizotifen. In another embodiment, an IDPN composition is co-administered with megestrol acetate.

[0118] In one embodiment, an IDPN composition is administered using a dialysis machine. Non-limiting examples of dialysis machines that are compatible with IDPN compositions of the instant invention include a Fresenius 2008 series, a B.Braun Dialog+, a Gambro Phoenix System, a Redy 2000, a Baxter SPS550/1550, an Althin 1000, an Althin Altratouch 1000, an Althin Tina, a Meridian, an Aurora system 1000, a NxStage System One with Pure Flow, and a Fresenius 2008K At Home.

[0119] A Fresenius 2008 series is characterized by a pliable venous drip chamber comprising beveled downspouts resulting in low turbulence and reduced foaming, reduced resistance to flow, thereby reducing the potential for clotting, and thick-walled kink-resistant blood tubing.

[0120] A B.Braun Dialog+ is characterized by a bicarbonate cartridge holder, and an UltraPureFluid-System and Diacap® Ultra pyrogen filter to produce pure dialysate thereby reducing the risk of contaminated dialysis fluid and complications arising from the same.

[0121] A Gambro Phoenix System is characterized by online mixing of sterile dry bicarbonate, bloodlines with low extracorporeal blood volume, simplified priming thereby eliminating the need to reverse the dialyzer, and the absence of a priming bucket.

[0122] A Redy 2000 is characterized by self-containment, portability, a built-in blood pump, and a built-in foam detector.

[0123] A Baxter SPS550/1550 is characterized by an internally regulated pressure of 70 Kpa (10psi) after the inlet water pressure regulator, and 100 KPa (15 psi) after the proportioning pump pressure regulator.

[0124] An Althin 1000 is characterized by a pressure measurement that detects backfiltration, and an integrated intelligent single needle.

[0125] An Althin Altratouch 1000 is characterized by reliable monitoring of very low flow rates.

[0126] An Althin Tina is characterized by a hydraulic module that swings out of the body of the machine out on a door, and a small number of openings into the machine.

[0127] A Meridian is characterized by prevention of an excessive loss of water from the blood of a subject, the ability to function with a carbonate concentrate or an acetate concentrate, and automated chemical disinfection.

[0128] An Aurora system 1000 is characterized by prevention of an excessive loss of water from the blood of a subject, the ability to function with a carbonate concentrate or an acetate concentrate, and the ability to prepare dialysate from a concentrate.

[0129] A NxStage System One with Pure Flow is characterized by small size and portability, thereby enabling hemodialysis at home and during travel, compatibility with common household electrical and plumbing facilities, a compact water purification system, the ability to prepare dialysate from tap water thereby eliminating the need for a large external water purification system, and built-in water purity sensors.

[0130] A Fresenius 2008K At Home is characterized by enabling hemodialysis at home, a pliable venous drip chamber comprising beveled downspouts resulting in low turbulence and reduced foaming, reduced resistance to flow, thereby reducing the potential for clotting, and thick-walled kink-resistant blood tubing.

[0131] In one embodiment, administration comprises dialysis. In another embodiment, administration takes place in a health care facility. In another embodiment, administration takes place outside of a healthcare facility. In another embodiment, administration takes place in the home of the subject. In another embodiment, administration takes place in the home of the subject using a NxStage System One with Pure Flow dialysis machine.

[0132] In one embodiment, a dialysis machine comprises one or more blood lines. In another embodiment, a blood line is compatible with an IDPN composition. In another embodiment, a dialysis machine comprises a venous drip chamber. In another embodiment, a venous drip chamber comprises a

pigtail In one embodiment, a hemodialysis system is composed of two major subsystems, a dialysate delivery system and an extracorporeal blood circuit. In another embodiment, an extracorporeal blood circuit is compatible with an IDPN composition. In another embodiment, an extracorporeal circuit comprises a venous drip chamber. In another embodiment the venous drip chamber comprises a venous medication infusion luer lock line. In another embodiment, a venous medication infusion luer lock line is an access port outside the human body. In another embodiment, a venous medication infusion luer lock line is compatible with IDPN composition. In another embodiment, an IDPN composition is administered to the subject via the venous medication infusion luer lock line. In another embodiment, an IDPN composition enters the blood of the subject via the venous medication infusion luer lock line. In another embodiment, the subjects blood travels through the venous portion of the extracorporeal circuit, and into the subjects body. In another embodiment, an IDPN composition is administered by a route other than the venous medication infusion luer lock line. In another embodiment, an IDPN composition is administered to a subject by a route other than a pigtail.

[0133] In one embodiment, an IDPN composition is administered to a dialysis subject. In another embodiment, a subject is suffering from malnutrition. In another embodiment, a subject is in need or want of nutrition. In another embodiment, a subject is in need or want of a therapy for malnutrition. In another embodiment, a dialysis subject suffering from malnutrition is identified by detecting: evidence of protein or energy malnutrition and inadequate dietary protein intake, evidence of the inability to administer or tolerate adequate oral nutrition inclusive of supplements and tube feeding, and evidence that the combination or oral and/or enteral intake when combined with an IDPN composition of the instant invention will meet the subject's nutritional needs.

[0134] Administration of an IDPN composition generally coincides with the start of hemodialysis on a subject. During IDPN composition administration, a subject is monitored for glucose tolerance, protein load and/or fat tolerance. Glucose monitoring includes blood glucose level before, during and after IDPN administration and monitoring a subject for symptoms of hyper or hypoglycemia. The symptoms of hyperglycemia include nausea, thirst, headache, vomiting and weakness. The symptoms of hypoglycemia include headache, dizziness, tremors, cold sweat, confusion, and faintness. The presence of hyper or hypoglycemia can then be confirmed through blood sugar analysis, such as via a fingerstick or arterial glucose level. In one embodiment, insulin is administered, thereby treating hyperglycemia. In one embodiment, a subject receives about 20 to about 30 g of simple carbohydrates orally, thereby treating hypoglycemia. Protein monitoring includes the monitoring of blood urea nitrogen (BUN) prior to dialysis and Kt/V, which is a measure of dialysis adequacy.

[0135] Fat monitoring includes a pre-dialysis triglyceride test prior to a lipid infusion and then another following the lipid infusion to ensure that the subject is clearing lipids from the bloodstream. In one embodiment, sodium, potassium, phosphorus and magnesium levels are monitored for the presence of refeeding syndrome.

[0136] In one embodiment, an IDPN composition is administered through a port post dialyzer of the dialysis machine being used to perform hemodialysis on the subject. In another embodiment, the

administration is performed through the venous chamber of the dialysis machine. An IDPN composition is administered by any suitable method known to a practitioner of hemodialysis.

[0137] Hemodialysis in general uses diffusion to remove waste products from a subject blood. A diffusive gradient that occurs across a semi-permeable dialyzer between the blood and an electrolyte solution, called dialysate, causes diffusion. In one embodiment, the hemodialysis takes place in a health care facility. In another embodiment, the hemodialysis takes place in a clinic. In another embodiment, the hemodialysis takes place in a hospital. In another embodiment, the hemodialysis takes place in a dialysis unit. In one embodiment, the hemodialysis takes place in the home of the subject. In another embodiment, the dialysis machine is a home system. In another embodiment, a home system comprises a mobile cart and integral bag manager. In another embodiment, the dialysis machine accepts a dose of an IDPN composition. In another embodiment, the dialysis machine accepts multiple doses of an IDPN composition. In another embodiment, a dialysis machine accepts 1, 2, 3, 4, 5, 6, 7, 8, 9, or 10 doses of an IDPN composition. In another embodiment, a dialysis machine accepts a dose in the form of a bag. In another embodiment, a dialysis machine accepts bags of a certain size. In another embodiment, a dialysis machine accepts bags of various sizes. In another embodiment, the sizes of the bags are as described herein.

[0138] In one embodiment, the invention provides methods for the treatment of malnutrition in a subject in need or want thereof, using the systems, devices, and IDPN compositions described herein.

[0139] In one embodiment, the invention provides a method for treating malnutrition in a subject in need or want thereof, the method comprising: a) formulating an aqueous composition comprising carbohydrates, amino acids, and optionally one or more of lipids and micronutrients, wherein the amount of each of the carbohydrates, the amino acids, the lipids, and the micronutrients is related to the body mass of the subject and optionally to the age of the subject; and b) infusing the composition into the subject at an infusion rate, wherein the infusion rate is related to the body mass of the subject and optionally to the age of the subject.

[0140] In one embodiment, the invention provides a method for treating malnutrition in a subject in need or want thereof, the method comprising: a) formulating an aqueous composition comprising carbohydrates, amino acids, and optionally one or more of lipids and micronutrients, wherein the amount of each of the carbohydrates, the amino acids, the lipids, and the micronutrients is related to the body mass of the subject and optionally to the age of the subject; and b) infusing the composition into the subject at an infusion rate, wherein the infusion rate is related to the body mass of the subject and optionally to the age of the subject. In another embodiment, the body mass is from 9 to 39 kg. In another embodiment, the body mass is from 34 to greater than 70 kg.

[0141] In one embodiment, the invention provides a method for treating malnutrition in a subject in need or want thereof, the method comprising: a) formulating an aqueous composition comprising carbohydrates and amino acids, wherein the amount of each of the carbohydrates and the amino acids is related to the body mass of the subject and optionally to the age of the subject; and b) infusing the composition into the subject at an infusion rate, wherein the infusion rate is related to the body mass of the subject and

optionally to the age of the subject. In another embodiment, the body mass is from 9 to 39 kg. In another embodiment, the body mass is from 34 to greater than 70 kg.

[0142] In one embodiment, the invention provides a method for treating malnutrition in a subject in need or want thereof, the method comprising: a) formulating an aqueous composition comprising carbohydrates, amino acids, and micronutrients, wherein the amount of each of the carbohydrates, the amino acids, and the micronutrients is related to the body mass of the subject and optionally to the age of the subject; and b) infusing the composition into the subject at an infusion rate, wherein the infusion rate is related to the body mass of the subject and optionally to the age of the subject. In another embodiment, the body mass is from 9 to 39 kg. In another embodiment, the body mass is from 34 to greater than 70 kg.

[0143] In one embodiment, the invention provides a method for treating malnutrition in a subject in need or want thereof, the method comprising: a) formulating an aqueous composition comprising carbohydrates, amino acids, and lipids, wherein the amount of each of the carbohydrates, the amino acids, and lipids is related to the body mass of the subject and optionally to the age of the subject; and b) infusing the composition into the subject at an infusion rate, wherein the infusion rate is related to the body mass of the subject and optionally to the age of the subject. In another embodiment, the body mass is from 9 to 39 kg. In another embodiment, the body mass is from 34 to greater than 70 kg.

[0144] In one embodiment, the invention provides a method for treating malnutrition in a subject in need or want thereof, the method comprising: a) formulating an aqueous composition comprising carbohydrates, amino acids, lipids and micronutrients, wherein the amount of each of the carbohydrates, the amino acids, the lipids, and the micronutrients is related to the body mass of the subject and optionally to the age of the subject; and b) infusing the composition into the subject at an infusion rate, wherein the infusion rate is related to the body mass of the subject and optionally to the age of the subject. In another embodiment, the body mass is from 9 to 39 kg. In another embodiment, the body mass is from 34 to greater than 70 kg.

[0145] In one embodiment, the invention provides a method for treating malnutrition in a subject in need or want thereof, the method comprising: a) formulating an aqueous composition comprising carbohydrates, amino acids, and optionally one or more of lipids and micronutrients, wherein the amount of each of the carbohydrates, the amino acids, the lipids, and the micronutrients is related to the body mass of the subject; and b) infusing the composition into the subject at an infusion rate, wherein the infusion rate is related to the body mass of the subject. In another embodiment, the body mass is from 9 to 39 kg. In another embodiment, the body mass is from 34 to greater than 70 kg.

[0146] In one embodiment, the invention provides a method for treating malnutrition in a subject in need or want thereof, the method comprising: a) formulating an aqueous composition comprising carbohydrates and amino acids, wherein the amount of each of the carbohydrates and the amino acids is related to the body mass of the subject; and b) infusing the composition into the subject at an infusion rate, wherein the infusion rate is related to the body mass of the subject. In another embodiment, the body mass is from 9 to 39 kg. In another embodiment, the body mass is from 34 to greater than 70 kg.

[0147] In one embodiment, the invention provides a method for treating malnutrition in a subject in need or want thereof, the method comprising: a) formulating an aqueous composition comprising carbohydrates, amino acids, and micronutrients, wherein the amount of each of the carbohydrates, the amino acids, and the micronutrients is related to the body mass of the subject; and b) infusing the composition into the subject at an infusion rate, wherein the infusion rate is related to the body mass of the subject. In another embodiment, the body mass is from 9 to 39 kg. In another embodiment, the body mass is from 34 to greater than 70 kg.

[0148] In one embodiment, the invention provides a method for treating malnutrition in a subject in need or want thereof, the method comprising: a) formulating an aqueous composition comprising carbohydrates, amino acids, and lipids, wherein the amount of each of the carbohydrates, the amino acids, and lipids is related to the body mass of the subject; and b) infusing the composition into the subject at an infusion rate, wherein the infusion rate is related to the body mass of the subject.

[0149] In one embodiment, the invention provides a method for treating malnutrition in a subject in need or want thereof, the method comprising: a) formulating an aqueous composition comprising carbohydrates, amino acids, lipids and micronutrients, wherein the amount of each of the carbohydrates, the amino acids, the lipids, and the micronutrients is related to the body mass of the subject; and b) infusing the composition into the subject at an infusion rate, wherein the infusion rate is related to the body mass of the subject. In another embodiment, the body mass is from 9 to 39 kg. In another embodiment, the body mass is from 34 to greater than 70 kg.

[0150] In one embodiment, the invention provides a method for treating malnutrition in a subject in need or want thereof, the method comprising: a) formulating an aqueous composition comprising carbohydrates, amino acids, and optionally one or more of lipids and micronutrients, wherein the amount of each of the carbohydrates, the amino acids, the lipids, and the micronutrients is related to the estimated dry weight of the subject and optionally to the age of the subject; and b) infusing the composition into the subject at an infusion rate, wherein the infusion rate is related to the estimated dry weight of the subject and optionally to the age of the subject. In another embodiment, the estimated dry weight is from 9 to 39 kg. In another embodiment, the estimated dry weight is from 34 to greater than 70 kg.

[0151] In one embodiment, the invention provides a method for treating malnutrition in a subject in need or want thereof, the method comprising: a) formulating an aqueous composition comprising carbohydrates and amino acids, wherein the amount of each of the carbohydrates and the amino acids is related to the estimated dry weight of the subject and optionally to the age of the subject; and b) infusing the composition into the subject at an infusion rate, wherein the infusion rate is related to the estimated dry weight of the subject and optionally to the age of the subject. In another embodiment, the estimated dry weight is from 9 to 39 kg. In another embodiment, the estimated dry weight is from 34 to greater than 70 kg.

[0152] In one embodiment, the invention provides a method for treating malnutrition in a subject in need or want thereof, the method comprising: a) formulating an aqueous composition comprising carbohydrates, amino acids, and micronutrients, wherein the amount of each of the carbohydrates, the

amino acids, and the micronutrients is related to the estimated dry weight of the subject and optionally to the age of the subject; and b) infusing the composition into the subject at an infusion rate, wherein the infusion rate is related to the estimated dry weight of the subject and optionally to the age of the subject. In another embodiment, the estimated dry weight is from 9 to 39 kg. In another embodiment, the estimated dry weight is from 34 to greater than 70 kg.

[0153] In one embodiment, the invention provides a method for treating malnutrition in a subject in need or want thereof, the method comprising: a) formulating an aqueous composition comprising carbohydrates, amino acids, and lipids, wherein the amount of each of the carbohydrates, the amino acids, and lipids is related to the estimated dry weight of the subject and optionally to the age of the subject; and b) infusing the composition into the subject at an infusion rate, wherein the infusion rate is related to the estimated dry weight of the subject and optionally to the age of the subject. In another embodiment, the estimated dry weight is from 9 to 39 kg. In another embodiment, the estimated dry weight is from 34 to greater than 70 kg.

[0154] In one embodiment, the invention provides a method for treating malnutrition in a subject in need or want thereof, the method comprising: a) formulating an aqueous composition comprising carbohydrates, amino acids, lipids and micronutrients, wherein the amount of each of the carbohydrates, the amino acids, the lipids, and the micronutrients is related to the estimated dry weight of the subject and optionally to the age of the subject; and b) infusing the composition into the subject at an infusion rate, wherein the infusion rate is related to the estimated dry weight of the subject and optionally to the age of the subject. In another embodiment, the estimated dry weight is from 9 to 39 kg. In another embodiment, the estimated dry weight is from 34 to greater than 70 kg.

[0155] In one embodiment, the invention provides a method for treating malnutrition in a subject in need or want thereof, the method comprising: a) formulating an aqueous composition comprising carbohydrates, amino acids, and optionally one or more of lipids and micronutrients, wherein the amount of each of the carbohydrates, the amino acids, the lipids, and the micronutrients is related to the estimated dry weight of the subject; and b) infusing the composition into the subject at an infusion rate, wherein the infusion rate is related to the estimated dry weight of the subject. In another embodiment, the estimated dry weight is from 9 to 39 kg. In another embodiment, the estimated dry weight is from 34 to greater than 70 kg.

[0156] In one embodiment, the invention provides a method for treating malnutrition in a subject in need or want thereof, the method comprising: a) formulating an aqueous composition comprising carbohydrates and amino acids, wherein the amount of each of the carbohydrates and the amino acids is related to the estimated dry weight of the subject; and b) infusing the composition into the subject at an infusion rate, wherein the infusion rate is related to the estimated dry weight of the subject. In another embodiment, the estimated dry weight is from 9 to 39 kg. In another embodiment, the estimated dry weight is from 34 to greater than 70 kg.

[0157] In one embodiment, the invention provides a method for treating malnutrition in a subject in need or want thereof, the method comprising: a) formulating an aqueous composition comprising

carbohydrates, amino acids, and micronutrients, wherein the amount of each of the carbohydrates, the amino acids, and the micronutrients is related to the estimated dry weight of the subject; and b) infusing the composition into the subject at an infusion rate, wherein the infusion rate is related to the estimated dry weight of the subject. In another embodiment, the estimated dry weight is from 9 to 39 kg. In another embodiment, the estimated dry weight is from 34 to greater than 70 kg.

[0158] In one embodiment, the invention provides a method for treating malnutrition in a subject in need or want thereof, the method comprising: a) formulating an aqueous composition comprising carbohydrates, amino acids, and lipids, wherein the amount of each of the carbohydrates, the amino acids, and lipids is related to the estimated dry weight of the subject; and b) infusing the composition into the subject at an infusion rate, wherein the infusion rate is related to the estimated dry weight of the subject. In another embodiment, the estimated dry weight is from 9 to 39 kg. In another embodiment, the estimated dry weight is from 34 to greater than 70 kg.

[0159] In one embodiment, the invention provides a method for treating malnutrition in a subject in need or want thereof, the method comprising: a) formulating an aqueous composition comprising carbohydrates, amino acids, lipids and micronutrients, wherein the amount of each of the carbohydrates, the amino acids, the lipids, and the micronutrients is related to the estimated dry weight of the subject; and b) infusing the composition into the subject at an infusion rate, wherein the infusion rate is related to the estimated dry weight of the subject. In another embodiment, the estimated dry weight is from 9 to 39 kg. In another embodiment, the estimated dry weight is from 34 to greater than 70 kg.

[0160] In one embodiment, the invention provides a method for treating malnutrition in a subject in need or want thereof, the method comprising: a) formulating an aqueous composition comprising carbohydrates, amino acids, and optionally one or more of lipids and micronutrients, wherein the amount of each of the carbohydrates, the amino acids, the lipids, and the micronutrients is related to the ideal body weight of the subject and optionally to the age of the subject; and b) infusing the composition into the subject at an infusion rate, wherein the infusion rate is related to the ideal body weight of the subject and optionally to the age of the subject. In another embodiment, the ideal body weight is from 9 to 39 kg. In another embodiment, the ideal body weight is from 34 to greater than 70 kg.

[0161] In one embodiment, the invention provides a method for treating malnutrition in a subject in need or want thereof, the method comprising: a) formulating an aqueous composition comprising carbohydrates and amino acids, wherein the amount of each of the carbohydrates and the amino acids is related to the ideal body weight of the subject and optionally to the age of the subject; and b) infusing the composition into the subject at an infusion rate, wherein the infusion rate is related to the ideal body weight of the subject and optionally to the age of the subject. In another embodiment, the ideal body weight is from 9 to 39 kg. In another embodiment, the ideal body weight is from 34 to greater than 70 kg.

[0162] In one embodiment, the invention provides a method for treating malnutrition in a subject in need or want thereof, the method comprising: a) formulating an aqueous composition comprising carbohydrates, amino acids, and micronutrients, wherein the amount of each of the carbohydrates, the amino acids, and the micronutrients is related to the ideal body weight of the subject and optionally to the

age of the subject; and b) infusing the composition into the subject at an infusion rate, wherein the infusion rate is related to the ideal body weight of the subject and optionally to the age of the subject. In another embodiment, the ideal body weight is from 9 to 39 kg. In another embodiment, the ideal body weight is from 34 to greater than 70 kg.

[0163] In one embodiment, the invention provides a method for treating malnutrition in a subject in need or want thereof, the method comprising: a) formulating an aqueous composition comprising carbohydrates, amino acids, and lipids, wherein the amount of each of the carbohydrates, the amino acids, and lipids is related to the ideal body weight of the subject and optionally to the age of the subject; and b) infusing the composition into the subject at an infusion rate, wherein the infusion rate is related to the ideal body weight of the subject and optionally to the age of the subject. In another embodiment, the ideal body weight is from 9 to 39 kg. In another embodiment, the ideal body weight is from 34 to greater than 70 kg.

[0164] In one embodiment, the invention provides a method for treating malnutrition in a subject in need or want thereof, the method comprising: a) formulating an aqueous composition comprising carbohydrates, amino acids, lipids and micronutrients, wherein the amount of each of the carbohydrates, the amino acids, the lipids, and the micronutrients is related to the ideal body weight of the subject and optionally to the age of the subject; and b) infusing the composition into the subject at an infusion rate, wherein the infusion rate is related to the ideal body weight of the subject and optionally to the age of the subject. In another embodiment, the ideal body weight is from 9 to 39 kg. In another embodiment, the ideal body weight is from 34 to greater than 70 kg.

[0165] In one embodiment, the invention provides a method for treating malnutrition in a subject in need or want thereof, the method comprising: a) formulating an aqueous composition comprising carbohydrates, amino acids, and optionally one or more of lipids and micronutrients, wherein the amount of each of the carbohydrates, the amino acids, the lipids, and the micronutrients is related to the ideal body weight of the subject; and b) infusing the composition into the subject at an infusion rate, wherein the infusion rate is related to the ideal body weight of the subject. In another embodiment, the ideal body weight is from 9 to 39 kg. In another embodiment, the ideal body weight is from 34 to greater than 70 kg.

[0166] In one embodiment, the invention provides a method for treating malnutrition in a subject in need or want thereof, the method comprising: a) formulating an aqueous composition comprising carbohydrates and amino acids, wherein the amount of each of the carbohydrates and the amino acids is related to the ideal body weight of the subject; and b) infusing the composition into the subject at an infusion rate, wherein the infusion rate is related to the ideal body weight of the subject. In another embodiment, the ideal body weight is from 9 to 39 kg. In another embodiment, the ideal body weight is from 34 to greater than 70 kg.

[0167] In one embodiment, the invention provides a method for treating malnutrition in a subject in need or want thereof, the method comprising: a) formulating an aqueous composition comprising carbohydrates, amino acids, and micronutrients, wherein the amount of each of the carbohydrates, the amino acids, and the micronutrients is related to the ideal body weight of the subject; and b) infusing the composition into the subject at an infusion rate, wherein the infusion rate is related to the ideal body weight of the subject. In another embodiment, the ideal body weight is from 9 to 39 kg. In another embodiment, the ideal body weight is from 34 to greater than 70 kg.

[0168] In one embodiment, the invention provides a method for treating malnutrition in a subject in need or want thereof, the method comprising: a) formulating an aqueous composition comprising carbohydrates, amino acids, and lipids, wherein the amount of each of the carbohydrates, the amino acids, and lipids is related to the ideal body weight of the subject; and b) infusing the composition into the subject at an infusion rate, wherein the infusion rate is related to the ideal body weight of the subject. In another embodiment, the ideal body weight is from 9 to 39 kg. In another embodiment, the ideal body weight is from 34 to greater than 70 kg.

[0169] In one embodiment, the invention provides a method for treating malnutrition in a subject in need or want thereof, the method comprising: a) formulating an aqueous composition comprising carbohydrates, amino acids, lipids and micronutrients, wherein the amount of each of the carbohydrates, the amino acids, the lipids, and the micronutrients is related to the ideal body weight of the subject; and b) infusing the composition into the subject at an infusion rate, wherein the infusion rate is related to the ideal body weight of the subject. In another embodiment, the ideal body weight is from 9 to 39 kg. In another embodiment, the ideal body weight is from 34 to greater than 70 kg.

[0170] In one embodiment, the invention provides a method of treating malnutrition in a hemodialysis subject in need thereof comprising determining a body mass of the subject, wherein if the body mass of the subject is between 9 and 12 kg, the subject is parenterally administered about 4 g of dextrose and

about 13.5 g of amino acids in about 124 mL of an aqueous composition; wherein if the body mass of the subject is between 13 and 17 kg, the subject is parenterally administered about 6 g of dextrose and about 19.5 g of amino acids in about 156 mL of an aqueous composition; wherein if the body mass of the subject is between 18 and 22 kg, the subject is parenterally administered about 9 g of dextrose and about 27 g of amino acids in about 198 mL of an aqueous composition; wherein if the body mass of the subject is between 23 and 27 kg, the subject is parenterally administered about 11 g of dextrose and about 34.5 g of amino acids in about 239 mL of an aqueous composition; wherein if the body mass of the subject is between 28 and 33 kg, the subject is parenterally administered about 14 g of dextrose and about 42 g of amino acids in about 280 mL of an aqueous composition; and wherein if the body mass of the subject is between 34 and 39 kg, the subject is parenterally administered about 17 g of dextrose and about 51 g of amino acids in about 329 mL of an aqueous composition; thereby treating malnutrition in the hemodialysis subject in need thereof.

[0171] In another embodiment, the invention provides a method of treating malnutrition in a hemodialysis subject in need thereof comprising determining a body mass of the subject, wherein if the body mass of the subject is between 9 and 12 kg, the subject is parenterally administered about 5 g of dextrose and about 13.5 g of amino acids in about 125 mL of an aqueous composition; wherein if the body mass of the subject is between 13 and 17 kg, the subject is parenterally administered about 8 g of dextrose and about 19.5 g of amino acids in about 158 mL of an aqueous composition; wherein if the body mass of the subject is between 18 and 22 kg, the subject is parenterally administered about 10.5 g of dextrose and about 27 g of amino acids in about 200 mL of an aqueous composition; wherein if the body mass of the subject is between 23 and 27 kg, the subject is parenterally administered about 13 g of dextrose and about 34.5 g of amino acids in about 242 mL of an aqueous composition; wherein if the body mass of the subject is between 28 and 33 kg, the subject is parenterally administered about 16 g of dextrose and about 42 g of amino acids in about 283 mL of an aqueous composition; and wherein if the body mass of the subject is between 34 and 39 kg, the subject is parenterally administered about 20 g of dextrose and about 51 g of amino acids in about 334 mL of an aqueous composition; thereby treating malnutrition in the hemodialysis subject in need thereof.

[0172] In another embodiment, the invention provides a method of treating malnutrition in a hemodialysis subject in need thereof comprising determining a body mass of the subject, wherein if the body mass of the subject is between 9 and 12 kg, the subject is parenterally administered about 6 g of dextrose and about 13.5 g of amino acids in about 127 mL of an aqueous composition; wherein if the body mass of the subject is between 13 and 17 kg, the subject is parenterally administered about 9 g of dextrose and about 19.5 g of amino acids in about 160 mL of an aqueous composition; wherein if the body mass of the subject is between 18 and 22 kg, the subject is parenterally administered about 12 g of dextrose and about 27 g of amino acids in about 202 mL of an aqueous composition; wherein if the body mass of the subject is between 23 and 27 kg, the subject is parenterally administered about 15.5 g of dextrose and about 34.5 g of amino acids in about 245 mL of an aqueous composition; wherein if the body mass of the subject is between 28 and 33 kg, the subject is parenterally administered about 19 g of dextrose and about

42 g of amino acids in about 287 mL of an aqueous composition; and wherein if the body mass of the subject is between 34 and 39 kg, the subject is parenterally administered about 23 g of dextrose and about 51 g of amino acids in about 338 mL of an aqueous composition; thereby treating malnutrition in the hemodialysis subject in need thereof.

[0173] In another embodiment, the invention provides a method of treating malnutrition in a hemodialysis subject in need thereof comprising determining a body mass of the subject, wherein if the body mass of the subject is between 9 and 12 kg, the subject is parenterally administered about 4 g of dextrose and about 13.5 g of amino acids in about 146 mL of an aqueous composition; wherein if the body mass of the subject is between 13 and 17 kg, the subject is parenterally administered about 6 g of dextrose and about 19.5 g of amino acids in about 189 mL of an aqueous composition; wherein if the body mass of the subject is between 18 and 22 kg, the subject is parenterally administered about 9 g of dextrose and about 27 g of amino acids in about 243 mL of an aqueous composition; wherein if the body mass of the subject is between 23 and 27 kg, the subject is parenterally administered about 11g of dextrose and about 34.5 g of amino acids in about 296 mL of an aqueous composition; wherein if the body mass of the subject is between 28 and 33 kg, the subject is parenterally administered about 14 g of dextrose and about 42 g of amino acids in about 350 mL of an aqueous composition; and wherein if the body mass of the subject is between 34 and 39 kg, the subject is parenterally administered about 17 g of dextrose and about 51 g of amino acids in about 414 mL of an aqueous composition; thereby treating malnutrition in the hemodialysis subject in need thereof.

[0174] In another embodiment, the invention provides a method of treating malnutrition in a hemodialysis subject in need thereof comprising determining a body mass of the subject, wherein if the body mass of the subject is between 9 and 12 kg, the subject is parenterally administered about 5 g of dextrose and about 13.5 g of amino acids in about 147 mL of an aqueous composition; wherein if the body mass of the subject is between 13 and 17 kg, the subject is parenterally administered about 8 g of dextrose and about 19.5 g of amino acids in about 191 mL of an aqueous composition; wherein if the body mass of the subject is between 18 and 22 kg, the subject is parenterally administered about 10.5 g of dextrose and about 27 g of amino acids in about 243 mL of an aqueous composition; wherein if the body mass of the subject is between 23 and 27 kg, the subject is parenterally administered about 13 g of dextrose and about 34.5 g of amino acids in about 299 mL of an aqueous composition; wherein if the body mass of the subject is between 28 and 33 kg, the subject is parenterally administered about 16 g of dextrose and about 42 g of amino acids in about 353 mL of an aqueous composition; and wherein if the body mass of the subject is between 34 and 39 kg, the subject is parenterally administered about 20 g of dextrose and about 51 g of amino acids in about 419 mL of an aqueous composition; thereby treating malnutrition in the hemodialysis subject in need thereof.

[0175] In another embodiment, the invention provides a method of treating malnutrition in a hemodialysis subject in need thereof comprising determining a body mass of the subject, wherein if the body mass of the subject is between 9 and 12 kg, the subject is parenterally administered about 6 g of dextrose and about 13.5 g of amino acids in about 149 mL of an aqueous composition; wherein if the body

mass of the subject is between 13 and 17 kg, the subject is parenterally administered about 9 g of dextrose and about 19.5 g of amino acids in about 193 mL of an aqueous composition; wherein if the body mass of the subject is between 18 and 22 kg, the subject is parenterally administered about 12 g of dextrose and about 27 g of amino acids in about 247 mL of an aqueous composition; wherein if the body mass of the subject is between 23 and 27 kg, the subject is parenterally administered about 15.5 g of dextrose and about 34.5 g of amino acids in about 302 mL of an aqueous composition; wherein if the body mass of the subject is between 28 and 33 kg, the subject is parenterally administered about 19 g of dextrose and about 42 g of amino acids in about 357 mL of an aqueous composition; and wherein if the body mass of the subject is between 34 and 39 kg, the subject is parenterally administered about 23 g of dextrose and about 51 g of amino acids in about 423 mL of an aqueous composition; thereby treating malnutrition in the hemodialysis subject in need thereof.

[0176] In another embodiment, the invention provides a method useful for treating malnutrition in a hemodialysis subject in need thereof comprising determining a body mass of the subject, wherein if the body mass of the subject is between 34 and 39 kg, the subject is parenterally administered about 17 g of dextrose and about 51 g of amino acids in about 329 mL of an aqueous composition; wherein if the body mass of the subject is between 40 and 44 kg, the subject is parenterally administered about 20 g of dextrose and about 60 g of amino acids in about 379 mL of an aqueous composition; wherein if the body mass of the subject is between 45 and 51 kg, the subject is parenterally administered about 22 g of dextrose and about 68 g of amino acids in about 421 mL of an aqueous composition; wherein if the body mass of the subject is between 52 and 59 kg, the subject is parenterally administered about 26 g of dextrose and about 78 g of amino acids in about 477 mL of an aqueous composition; wherein if the body mass of the subject is between 60 and 69 kg, the subject is parenterally administered about 30 g of dextrose and about 90 g of amino acids in about 543 mL of an aqueous composition; and wherein if the body mass of the subject is 70 kg or higher, the subject is parenterally administered about 35 g of dextrose and about 105 g of amino acids in about 625 mL of an aqueous composition; thereby treating malnutrition in the hemodialysis subject in need thereof.

[0177] In another embodiment, the invention provides a method useful for treating malnutrition in a hemodialysis subject in need thereof comprising determining a body mass of the subject, wherein if the body mass of the subject is between 34 and 39 kg, the subject is parenterally administered about 23 g of dextrose and about 51 g of amino acids in about 338 mL of an aqueous composition; wherein if the body mass of the subject is between 40 and 44 kg, the subject is parenterally administered about 27 g of dextrose and about 60 g of amino acids in about 389 mL of an aqueous composition; wherein if the body mass of the subject is between 45 and 51 kg, the subject is parenterally administered about 30 g of dextrose and about 68 g of amino acids in about 433 mL of an aqueous composition; wherein if the body mass of the subject is between 52 and 59 kg, the subject is parenterally administered about 35 g of dextrose and about 78 g of amino acids in about 490 mL of an aqueous composition; wherein if the body mass of the subject is between 60 and 69 kg, the subject is parenterally administered about 41 g of dextrose and about 90 g of amino acids in about 559 mL of an aqueous composition; and wherein if the

body mass of the subject is 70 kg or higher, the subject is parenterally administered about 47 g of dextrose and about 105 g of amino acids in about 642 mL of an aqueous composition; thereby treating malnutrition in the hemodialysis subject in need thereof.

[0178] In another embodiment, the invention provides a method useful for treating malnutrition in a hemodialysis subject in need thereof comprising determining a body mass of the subject, wherein if the body mass of the subject is between 34 and 39 kg, the subject is parenterally administered about 20 g of dextrose and about 51 g of amino acids in about 334 mL of an aqueous composition; wherein if the body mass of the subject is between 40 and 44 kg, the subject is parenterally administered about 23 g of dextrose and about 60 g of amino acids in about 383 mL of an aqueous composition; wherein if the body mass of the subject is between 45 and 51 kg, the subject is parenterally administered about 26 g of dextrose and about 68 g of amino acids in about 427 mL of an aqueous composition; wherein if the body mass of the subject is between 52 and 59 kg, the subject is parenterally administered about 30 g of dextrose and about 78 g of amino acids in about 483 mL of an aqueous composition; wherein if the body mass of the subject is between 60 and 69 kg, the subject is parenterally administered about 35 g of dextrose and about 90 g of amino acids in about 550 mL of an aqueous composition; and wherein if the body mass of the subject is 70 kg or higher, the subject is parenterally administered about 41 g of dextrose and about 105 g of amino acids in about 635 mL of an aqueous composition; thereby treating malnutrition in the hemodialysis subject in need thereof.

[0179] In another embodiment, the invention provides a method useful for treating malnutrition in a hemodialysis subject in need thereof comprising determining a body mass of the subject, wherein if the body mass of the subject is between 34 and 39 kg, the subject is parenterally administered about 17 g of dextrose and about 51 g of amino acids in about 414 mL of an aqueous composition; wherein if the body mass of the subject is between 40 and 44 kg, the subject is parenterally administered about 20 g of dextrose and about 60 g of amino acids in about 479 mL of an aqueous composition; wherein if the body mass of the subject is between 45 and 51 kg, the subject is parenterally administered about 22 g of dextrose and about 68 g of amino acids in about 536 mL of an aqueous composition; wherein if the body mass of the subject is between 52 and 59 kg, the subject is parenterally administered about 26 g of dextrose and about 78 g of amino acids in about 607 mL of an aqueous composition; wherein if the body mass of the subject is between 60 and 69 kg, the subject is parenterally administered about 30 g of dextrose and about 90 g of amino acids in about 693 mL of an aqueous composition; and wherein if the body mass of the subject is 70 kg or higher, the subject is parenterally administered about 35 g of dextrose and about 105 g of amino acids in about 800 mL of an aqueous composition; thereby treating malnutrition in the hemodialysis subject in need thereof.

[0180] In another embodiment, the invention provides a method useful for treating malnutrition in a hemodialysis subject in need thereof comprising determining a body mass of the subject, wherein if the body mass of the subject is between 34 and 39 kg, the subject is parenterally administered about 23 g of dextrose and about 51 g of amino acids in about 423 mL of an aqueous composition; wherein if the body mass of the subject is between 40 and 44 kg, the subject is parenterally administered about 27 g of

dextrose and about 60 g of amino acids in about 489 mL of an aqueous composition; wherein if the body mass of the subject is between 45 and 51 kg, the subject is parenterally administered about 30 g of dextrose and about 68 g of amino acids in about 548 mL of an aqueous composition; wherein if the body mass of the subject is between 52 and 59 kg, the subject is parenterally administered about 35 g of dextrose and about 78 g of amino acids in about 620 mL of an aqueous composition; wherein if the body mass of the subject is between 60 and 69 kg, the subject is parenterally administered about 41 g of dextrose and about 90 g of amino acids in about 709 mL of an aqueous composition; and wherein if the body mass of the subject is 70 kg or higher, the subject is parenterally administered about 47 g of dextrose and about 105 g of amino acids in about 817 mL of an aqueous composition; thereby treating malnutrition in the hemodialysis subject in need thereof.

[0181] In another embodiment, the invention provides a method useful for treating malnutrition in a hemodialysis subject in need thereof comprising determining a body mass of the subject, wherein if the body mass of the subject is between 34 and 39 kg, the subject is parenterally administered about 20 g of dextrose and about 51 g of amino acids in about 419 mL of an aqueous composition; wherein if the body mass of the subject is between 40 and 44 kg, the subject is parenterally administered about 23 g of dextrose and about 60 g of amino acids in about 483 mL of an aqueous composition; wherein if the body mass of the subject is between 45 and 51 kg, the subject is parenterally administered about 26 g of dextrose and about 68 g of amino acids in about 542 mL of an aqueous composition; wherein if the body mass of the subject is between 52 and 59 kg, the subject is parenterally administered about 30 g of dextrose and about 78 g of amino acids in about 613 mL of an aqueous composition; wherein if the body mass of the subject is between 60 and 69 kg, the subject is parenterally administered about 35 g of dextrose and about 90 g of amino acids in about 700 mL of an aqueous composition; and wherein if the body mass of the subject is 70 kg or higher, the subject is parenterally administered about 41 g of dextrose and about 105 g of amino acids in about 809 mL of an aqueous composition; thereby treating malnutrition in the hemodialysis subject in need thereof.

[0182] In another embodiment, the invention provides a method useful for treating malnutrition in a hemodialysis subject in need thereof comprising determining a body mass of the subject, wherein if the body mass of the subject is between 34 and 39 kg, the subject is parenterally administered about 17 g of dextrose, about 51 g of amino acids and about 8.6 g of lipids in about 372 mL of an aqueous composition; wherein if the body mass of the subject is between 40 and 44 kg, the subject is parenterally administered about 20 g of dextrose, about 60 g of amino acids and about 10.2 g of lipids in about 430 mL of an aqueous composition; wherein if the body mass of the subject is between 45 and 51 kg, the subject is parenterally administered about 22 g of dextrose, about 68 g of amino acids and about 11.2 g of lipids in about 477 mL of an aqueous composition; wherein if the body mass of the subject is between 52 and 59 kg, the subject is parenterally administered about 26 g of dextrose, about 78 g of amino acids and about 13.2 g of lipids in about 543 mL of an aqueous composition; wherein if the body mass of the subject is between 60 and 69 kg, the subject is parenterally administered about 30 g of dextrose, about 90 g of amino acids and about 15.2 g of lipids in about 619 mL of an aqueous composition; and wherein if the

body mass of the subject is 70 kg or higher, the subject is parenterally administered about 35 g of dextrose, about 105 g of amino acids and about 17.8 g of lipids in about 715 mL of an aqueous composition; thereby treating malnutrition in the hemodialysis subject in need thereof.

[0183] In another embodiment, the invention provides a method useful for treating malnutrition in a hemodialysis subject in need thereof comprising determining a body mass of the subject, wherein if the body mass of the subject is between 34 and 39 kg, the subject is parenterally administered about 23 g of dextrose, about 51 g of amino acids and about 11.8 g of lipids in about 397 mL of an aqueous composition; wherein if the body mass of the subject is between 40 and 44 kg, the subject is parenterally administered about 27 g of dextrose, about 60 g of amino acids and about 13.8 g of lipids in about 458 mL of an aqueous composition; wherein if the body mass of the subject is between 45 and 51 kg, the subject is parenterally administered about 30 g of dextrose, about 68 g of amino acids and about 15.2 g of lipids in about 509 mL of an aqueous composition; wherein if the body mass of the subject is between 52 and 59 kg, the subject is parenterally administered about 35 g of dextrose, about 78 g of amino acids and about 17.8 g of lipids in about 579 mL of an aqueous composition; wherein if the body mass of the subject is between 60 and 69 kg, the subject is parenterally administered about 41 g of dextrose, about 90 g of amino acids and about 21 g of lipids in about 664 mL of an aqueous composition; and wherein if the body mass of the subject is 70 kg or higher, the subject is parenterally administered about 47 g of dextrose, about 105 g of amino acids and about 24 g of lipids in about 762 mL of an aqueous composition; thereby treating malnutrition in the hemodialysis subject in need thereof.

[0184] In another embodiment, the invention provides a method useful for treating malnutrition in a hemodialysis subject in need thereof comprising determining a body mass of the subject, wherein if the body mass of the subject is between 34 and 39 kg, the subject is parenterally administered about 20 g of dextrose, about 51 g of amino acids and about 10.2 g of lipids in about 385 mL of an aqueous composition; wherein if the body mass of the subject is between 40 and 44 kg, the subject is parenterally administered about 23 g of dextrose, about 60 g of amino acids and about 11.8 g of lipids in about 442 mL of an aqueous composition; wherein if the body mass of the subject is between 45 and 51 kg, the subject is parenterally administered about 26 g of dextrose, about 68 g of amino acids and about 13.3 g of lipids in about 493 mL of an aqueous composition; wherein if the body mass of the subject is between 52 and 59 kg, the subject is parenterally administered about 30 g of dextrose, about 78 g of amino acids and about 15.2 g of lipids in about 559 mL of an aqueous composition; wherein if the body mass of the subject is between 60 and 69 kg, the subject is parenterally administered about 35 g of dextrose, about 90 g of amino acids and about 17.8 g of lipids in about 639 mL of an aqueous composition; and wherein if the body mass of the subject is 70 kg or higher, the subject is parenterally administered about 41 g of dextrose, about 105 g of amino acids and about 21 g of lipids in about 739 mL of an aqueous composition; thereby treating malnutrition in the hemodialysis subject in need thereof.

[0185] In another embodiment, the invention provides a method useful for treating malnutrition in a hemodialysis subject in need thereof comprising determining a body mass of the subject, wherein if the body mass of the subject is between 34 and 39 kg, the subject is parenterally administered about 17 g of

dextrose, about 51 g of amino acids and about 8.6 g of lipids in about 457 mL of an aqueous composition; wherein if the body mass of the subject is between 40 and 44 kg, the subject is parenterally administered about 20 g of dextrose, about 60 g of amino acids and about 10.2 g of lipids in about 530 mL of an aqueous composition; wherein if the body mass of the subject is between 45 and 51 kg, the subject is parenterally administered about 22 g of dextrose, about 68 g of amino acids and about 11.2 g of lipids in about 590 mL of an aqueous composition; wherein if the body mass of the subject is between 52 and 59 kg, the subject is parenterally administered about 26 g of dextrose, about 78 g of amino acids and about 13.2 g of lipids in about 673 mL of an aqueous composition; wherein if the body mass of the subject is between 60 and 69 kg, the subject is parenterally administered about 30 g of dextrose, about 90 g of amino acids and about 15.2 g of lipids in about 769 mL of an aqueous composition; and wherein if the body mass of the subject is 70 kg or higher, the subject is parenterally administered about 35 g of dextrose, about 105 g of amino acids and about 17.8 g of lipids in about 889 mL of an aqueous composition; thereby treating malnutrition in the hemodialysis subject in need thereof.

[0186] In another embodiment, the invention provides a method useful for treating malnutrition in a hemodialysis subject in need thereof comprising determining a body mass of the subject, wherein if the body mass of the subject is between 34 and 39 kg, the subject is parenterally administered about 23 g of dextrose, about 51 g of amino acids and about 11.8 g of lipids in about 482 mL of an aqueous composition; wherein if the body mass of the subject is between 40 and 44 kg, the subject is parenterally administered about 27 g of dextrose, about 60 g of amino acids and about 13.8 g of lipids in about 558 mL of an aqueous composition; wherein if the body mass of the subject is between 45 and 51 kg, the subject is parenterally administered about 30 g of dextrose, about 68 g of amino acids and about 15.2 g of lipids in about 622 mL of an aqueous composition; wherein if the body mass of the subject is between 52 and 59 kg, the subject is parenterally administered about 35 g of dextrose, about 78 g of amino acids and about 17.8 g of lipids in about 709 mL of an aqueous composition; wherein if the body mass of the subject is between 60 and 69 kg, the subject is parenterally administered about 41 g of dextrose, about 90 g of amino acids and about 21 g of lipids in about 814 mL of an aqueous composition; and wherein if the body mass of the subject is 70 kg or higher, the subject is parenterally administered about 47 g of dextrose, about 105 g of amino acids and about 24 g of lipids in about 937 mL of an aqueous composition; thereby treating malnutrition in the hemodialysis subject in need thereof.

[0187] In another embodiment, the invention provides a method useful for treating malnutrition in a hemodialysis subject in need thereof comprising determining a body mass of the subject, wherein if the body mass of the subject is between 34 and 39 kg, the subject is parenterally administered about 20 g of dextrose, about 51 g of amino acids and about 10.2 g of lipids in about 470 mL of an aqueous composition; wherein if the body mass of the subject is between 40 and 44 kg, the subject is parenterally administered about 23 g of dextrose, about 60 g of amino acids and about 11.8 g of lipids in about 542 mL of an aqueous composition; wherein if the body mass of the subject is between 45 and 51 kg, the subject is parenterally administered about 26 g of dextrose, about 68 g of amino acids and about 13.2 g of lipids in about 606 mL of an aqueous composition; wherein if the body mass of the subject is between 52 and 59

kg, the subject is parenterally administered about 30 g of dextrose, about 78 g of amino acids and about 15.2 g of lipids in about 689 mL of an aqueous composition; wherein if the body mass of the subject is between 60 and 69 kg, the subject is parenterally administered about 35 g of dextrose, about 90 g of amino acids and about 17.8 g of lipids in about 789 mL of an aqueous composition; and wherein if the body mass of the subject is 70 kg or higher, the subject is parenterally administered about 41 g of dextrose, about 105 g of amino acids and about 21 g of lipids in about 914 mL of an aqueous composition; thereby treating malnutrition in the hemodialysis subject in need thereof.

[0188] In one embodiment, a subject has adequate caloric intake. In another embodiment, a subject has inadequate caloric intake. In another embodiment, a subject has inadequate protein intake. In another embodiment, a subject has adequate caloric intake and inadequate protein intake. In another embodiment, a subject has inadequate caloric intake and inadequate protein intake. In another embodiment, a subject has normal body weight. In another embodiment, a subject is overweight. In another embodiment, a subject is obese. In another embodiment, a subject is underweight. In another embodiment, a subject's ability to process fluids is impaired. In another embodiment, a subject benefits from reduced IDPN composition volume. In another embodiment, a subject is administered an IDPN composition with reduced volume.

[0189] In one embodiment, the IDPN solution is formulated based on the subject's body mass. In another embodiment, the subject's body mass is estimated dry weight. Estimated dry weight describes the mass of a subject prior to administration of an IDPN solution. In another embodiment, the subject's body mass is the subject's ideal body mass. Ideal body mass is determined based on the subject's height. If a subject's actual body mass is greater than or equal to 115% of the subject's ideal body mass, then an IDPN solution can be formulated based on the subject's ideal body mass. In the case of an obese subject, an IDPN solution formulated based on the obese subject's estimated dry weight or ideal body mass would lead to the formulation of an IDPN solution with a volume and nutrition content that are prohibitively high. The use of the ideal body mass, based on height, provides a safer mechanism for determining the amount of nutrition that the obese subject should receive.

[0190] In some embodiments, the invention provides a sterile aqueous composition for parenteral administration comprising: between 0.01 and 0.10 g/mL of dextrose; and between 0.07 and 0.20 g/mL of amino acids.

[0191] In some embodiments, the invention provides a sterile aqueous composition for parenteral administration to a subject, the composition comprising an amount of dextrose and an amount of amino acids in a total volume, wherein: a) the amount of dextrose is about 20 g, the amount of amino acids is about 51 g, and the total volume is about 334 mL when the subject has a body mass of 34-39 kg; b) the amount of dextrose is about 23 g, the amount of amino acids is about 60 g, and the total volume is about 383 mL when the subject has a body mass of 40-44 kg; c) the amount of dextrose is about 26 g, the amount of amino acids is about 68 g, and the total volume is about 427 mL when the subject has a body mass of 45-51 kg; d) the amount of dextrose is about 30 g, the amount of amino acids is about 78 g, and the total volume is about 483 mL when the subject has a body mass of 52-59 kg; e) the amount of

dextrose is about 35 g, the amount of amino acids is about 90 g, and the total volume is about 550 mL when the subject has a body mass of 60-69 kg; and f) the amount of dextrose is about 41 g, the amount of amino acids is about 105 g, and the total volume is about 635 mL when the subject has a body mass of at least 70 kg.

[0192] In some embodiments, the invention provides a sterile aqueous composition for parenteral administration to a subject, the composition comprising an amount of dextrose and an amount of amino acids in a total volume, wherein: a) the amount of dextrose is about 20 g, the amount of amino acids is about 51 g, and the total volume is about 419 mL when the subject has a body mass of 34-39 kg; b) the amount of dextrose is about 23 g, the amount of amino acids is about 60 g, and the total volume is about 483 mL when the subject has a body mass of 40-44 kg; c) the amount of dextrose is about 26 g, the amount of amino acids is about 68 g, and the total volume is about 540 mL when the subject has a body mass of 45-51 kg; d) the amount of dextrose is about 30 g, the amount of amino acids is about 78 g, and the total volume is about 613 mL when the subject has a body mass of 52-59 kg; e) the amount of dextrose is about 35 g, the amount of amino acids is about 90 g, and the total volume is about 700 mL when the subject has a body mass of 60-69 kg; and f) the amount of dextrose is about 41 g, the amount of amino acids is about 105 g, and the total volume is about 809 mL when the subject has a body mass of at least 70 kg.

[0193] In some embodiments, the invention provides a sterile aqueous composition for parenteral administration to a subject, the composition comprising an amount of dextrose and an amount of amino acids in a total volume, wherein: a) the amount of dextrose is about 4 g, the amount of amino acids is about 13.5 g, and the total volume is about 124 mL when the subject has a body mass of 9-12 kg; b) the amount of dextrose is about 6 g, the amount of amino acids is about 19.5 g, and the total volume is about 156 mL when the subject has a body mass of 13-17 kg; c) the amount of dextrose is about 9 g, the amount of amino acids is about 27 g, and the total volume is about 198 mL when the subject has a body mass of 18-22 kg; d) the amount of dextrose is about 11 g, the amount of amino acids is about 34.5 g, and the total volume is about 239 mL when the subject has a body mass of 23-27 kg; e) the amount of dextrose is about 14 g, the amount of amino acids is about 42 g, and the total volume is about 280 mL when the subject has a body mass of 28-33 kg; and f) the amount of dextrose is about 17 g, the amount of amino acids is about 51 g, and the total volume is about 329 mL when the subject has a body mass of 34-39 kg.

[0194] In some embodiments, the invention provides a sterile aqueous composition for parenteral administration to a subject, the composition comprising an amount of dextrose and an amount of amino acids in a total volume, wherein: a) the amount of dextrose is about 5 g, the amount of amino acids is about 13.5 g, and the total volume is about 125 mL when the subject has a body mass of 9-12 kg; b) the amount of dextrose is about 8 g, the amount of amino acids is about 19.5 g, and the total volume is about 158 mL when the subject has a body mass of 13-17 kg; c) the amount of dextrose is about 10.5 g, the amount of amino acids is about 27 g, and the total volume is about 200 mL when the subject has a body mass of 18-22 kg; d) the amount of dextrose is about 13 g, the amount of amino acids is about 34.5 g, and the total volume is about 242 mL when the subject has a body mass of 23-27 kg; e) the amount of

dextrose is about 16 g, the amount of amino acids is about 42 g, and the total volume is about 283 mL when the subject has a body mass of 28-33 kg; and f) the amount of dextrose is about 20 g, the amount of amino acids is about 51 g, and the total volume is about 334 mL when the subject has a body mass of 34-39 kg.

[0195] In some embodiments, the invention provides a sterile aqueous composition for parenteral administration to a subject, the composition comprising an amount of dextrose and an amount of amino acids in a total volume, wherein: a) the amount of dextrose is about 6 g, the amount of amino acids is about 13.5 g, and the total volume is about 127 mL when the subject has a body mass of 9-12 kg; b) the amount of dextrose is about 9 g, the amount of amino acids is about 19.5 g, and the total volume is about 160 mL when the subject has a body mass of 13-17 kg; c) the amount of dextrose is about 12 g, the amount of amino acids is about 27 g, and the total volume is about 202 mL when the subject has a body mass of 18-22 kg; d) the amount of dextrose is about 15.5 g, the amount of amino acids is about 34.5 g, and the total volume is about 245 mL when the subject has a body mass of 23-27 kg; e) the amount of dextrose is about 19 g, the amount of amino acids is about 42 g, and the total volume is about 287 mL when the subject has a body mass of 28-33 kg; and f) the amount of dextrose is about 23 g, the amount of amino acids is about 51 g, and the total volume is about 338 mL when the subject has a body mass of 34-39 kg.

[0196] In some embodiments, the invention provides a sterile aqueous composition for parenteral administration to a subject, the composition comprising an amount of dextrose and an amount of amino acids in a total volume, wherein: a) the amount of dextrose is about 4 g, the amount of amino acids is about 13.5 g, and the total volume is about 146 mL when the subject has a body mass of 9-12 kg; b) the amount of dextrose is about 6 g, the amount of amino acids is about 19.5 g, and the total volume is about 189 mL when the subject has a body mass of 13-17 kg; c) the amount of dextrose is about 9 g, the amount of amino acids is about 27 g, and the total volume is about 243 mL when the subject has a body mass of 18-22 kg; d) the amount of dextrose is about 11 g, the amount of amino acids is about 34.5 g, and the total volume is about 296 mL when the subject has a body mass of 23-27 kg; e) the amount of dextrose is about 14 g, the amount of amino acids is about 42 g, and the total volume is about 350 mL when the subject has a body mass of 28-33 kg; and f) the amount of dextrose is about 17 g, the amount of amino acids is about 51 g, and the total volume is about 414 mL when the subject has a body mass of 34-39 kg.

[0197] In some embodiments, the invention provides a sterile aqueous composition for parenteral administration to a subject, the composition comprising an amount of dextrose and an amount of amino acids in a total volume, wherein: a) the amount of dextrose is about 5 g, the amount of amino acids is about 13.5 g, and the total volume is about 147 mL when the subject has a body mass of 9-12 kg; b) the amount of dextrose is about 8 g, the amount of amino acids is about 19.5 g, and the total volume is about 191 mL when the subject has a body mass of 13-17 kg; c) the amount of dextrose is about 10.5 g, the amount of amino acids is about 27 g, and the total volume is about 245 mL when the subject has a body mass of 18-22 kg; d) the amount of dextrose is about 13 g, the amount of amino acids is about 34.5 g, and the total volume is about 299 mL when the subject has a body mass of 23-27 kg; e) the amount of

dextrose is about 16 g, the amount of amino acids is about 42 g, and the total volume is about 353 mL when the subject has a body mass of 28-33 kg; and f) the amount of dextrose is about 20 g, the amount of amino acids is about 51 g, and the total volume is about 419 mL when the subject has a body mass of 34-39 kg.

[0198] In some embodiments, the invention provides a sterile aqueous composition for parenteral administration to a subject, the composition comprising an amount of dextrose and an amount of amino acids in a total volume, wherein: a) the amount of dextrose is about 6 g, the amount of amino acids is about 13.5 g, and the total volume is about 149 mL when the subject has a body mass of 9-12 kg; b) the amount of dextrose is about 9 g, the amount of amino acids is about 19.5 g, and the total volume is about 193 mL when the subject has a body mass of 13-17 kg; c) the amount of dextrose is about 12 g, the amount of amino acids is about 27 g, and the total volume is about 247 mL when the subject has a body mass of 18-22 kg; d) the amount of dextrose is about 15.5 g, the amount of amino acids is about 34.5 g, and the total volume is about 302 mL when the subject has a body mass of 23-27 kg; e) the amount of dextrose is about 19 g, the amount of amino acids is about 42 g, and the total volume is about 357 mL when the subject has a body mass of 28-33 kg; and f) the amount of dextrose is about 23 g, the amount of amino acids is about 51 g, and the total volume is about 423 mL when the subject has a body mass of 34-39 kg.

[0199] In some embodiments, the invention provides a sterile aqueous composition for parenteral administration to a subject, the composition comprising an amount of dextrose and an amount of amino acids in a total volume, wherein: a) the amount of dextrose is about 17 g, the amount of amino acids is about 51 g, and the total volume is about 329 mL when the subject has a body mass of 34-39 kg; b) the amount of dextrose is about 20 g, the amount of amino acids is about 60 g, and the total volume is about 379 mL when the subject has a body mass of 40-44 kg; c) the amount of dextrose is about 22 g, the amount of amino acids is about 68 g, and the total volume is about 421 mL when the subject has a body mass of 45-51 kg; d) the amount of dextrose is about 26 g, the amount of amino acids is about 78 g, and the total volume is about 477 mL when the subject has a body mass of 52-59 kg; e) the amount of dextrose is about 30 g, the amount of amino acids is about 90 g, and the total volume is about 543 mL when the subject has a body mass of 60-69 kg; and f) the amount of dextrose is about 35 g, the amount of amino acids is about 105 g, and the total volume is about 625 mL when the subject has a body mass of at least 70 kg.

[0200] In some embodiments, the invention provides a sterile aqueous composition for parenteral administration to a subject, the composition comprising an amount of dextrose and an amount of amino acids in a total volume, wherein: a) the amount of dextrose is about 23 g, the amount of amino acids is about 51 g, and the total volume is about 338 mL when the subject has a body mass of 34-39 kg; b) the amount of dextrose is about 27 g, the amount of amino acids is about 60 g, and the total volume is about 389 mL when the subject has a body mass of 40-44 kg; c) the amount of dextrose is about 30 g, the amount of amino acids is about 68 g, and the total volume is about 433 mL when the subject has a body mass of 45-51 kg; d) the amount of dextrose is about 35 g, the amount of amino acids is about 78 g, and

the total volume is about 490 mL when the subject has a body mass of 52-59 kg; c) the amount of dextrose is about 41 g, the amount of amino acids is about 90 g, and the total volume is about 559 mL when the subject has a body mass of 60-69 kg; and f) the amount of dextrose is about 47 g, the amount of amino acids is about 105 g, and the total volume is about 642 mL when the subject has a body mass of at least 70 kg.

[0201] In some embodiments, the invention provides a sterile aqueous composition for parenteral administration to a subject, the composition comprising an amount of dextrose and an amount of amino acids in a total volume, wherein: a) the amount of dextrose is about 17 g, the amount of amino acids is about 51 g, and the total volume is about 414 mL when the subject has a body mass of 34-39 kg; b) the amount of dextrose is about 20 g, the amount of amino acids is about 60 g, and the total volume is about 479 mL when the subject has a body mass of 40-44 kg; c) the amount of dextrose is about 22 g, the amount of amino acids is about 68 g, and the total volume is about 536 mL when the subject has a body mass of 45-51 kg; d) the amount of dextrose is about 26 g, the amount of amino acids is about 78 g, and the total volume is about 607 mL when the subject has a body mass of 52-59 kg; e) the amount of dextrose is about 30 g, the amount of amino acids is about 90 g, and the total volume is about 693 mL when the subject has a body mass of 60-69 kg; and f) the amount of dextrose is about 35 g, the amount of amino acids is about 105 g, and the total volume is about 800 mL when the subject has a body mass of at least 70 kg.

[0202] In some embodiments, the invention provides a sterile aqueous composition for parenteral administration to a subject, the composition comprising an amount of dextrose and an amount of amino acids in a total volume, wherein: a) the amount of dextrose is about 23 g, the amount of amino acids is about 51 g, and the total volume is about 423 mL when the subject has a body mass of 34-39 kg; b) the amount of dextrose is about 27 g, the amount of amino acids is about 60 g, and the total volume is about 489 mL when the subject has a body mass of 40-44 kg; c) the amount of dextrose is about 30 g, the amount of amino acids is about 68 g, and the total volume is about 548 mL when the subject has a body mass of 45-51 kg; d) the amount of dextrose is about 35 g, the amount of amino acids is about 78 g, and the total volume is about 620 mL when the subject has a body mass of 52-59 kg; e) the amount of dextrose is about 41 g, the amount of amino acids is about 90 g, and the total volume is about 709 mL when the subject has a body mass of 60-69 kg; and f) the amount of dextrose is about 47 g, the amount of amino acids is about 105 g, and the total volume is about 817 mL when the subject has a body mass of at least 70 kg.

[0203] In some embodiments, the invention provides a sterile aqueous composition for parenteral administration to a subject, the composition comprising an amount of dextrose, an amount of amino acids, and an amount of lipids in a total volume, wherein: a) the amount of dextrose is about 17 g, the amount of amino acids is about 51 g, the amount of lipids is about 8.6 g, and the total volume is about 372 mL when the subject has a body mass of 34-39 kg; b) the amount of dextrose is about 20 g, the amount of amino acids is about 60 g, the amount of lipids is about 10.2 g, and the total volume is about 430 mL when the subject has a body mass of 40-44 kg; c) the amount of dextrose is about 22 g, the amount of amino acids

is about 68 g, the amount of lipids is about 11.2 g, and the total volume is about 477 mL when the subject has a body mass of 45-51 kg; d) the amount of dextrose is about 26 g, the amount of amino acids is about 78 g, the amount of lipids is about 13.2 g, and the total volume is about 543 mL when the subject has a body mass of 52-59 kg; e) the amount of dextrose is about 30 g, the amount of amino acids is about 90 g, the amount of lipids is about 15.2 g, and the total volume is about 619 mL when the subject has a body mass of 60-69 kg; and f) the amount of dextrose is about 35 g, the amount of amino acids is about 105 g, the amount of lipids is about 17.8 g, and the total volume is about 715 mL when the subject has a body mass of at least 70 kg.

[0204] In some embodiments, the invention provides a sterile aqueous composition for parenteral administration to a subject, the composition comprising an amount of dextrose, an amount of amino acids, and an amount of lipids in a total volume, wherein: a) the amount of dextrose is about 23 g, the amount of amino acids is about 51 g, the amount of lipids is about 11.8 g, and the total volume is about 397 mL when the subject has a body mass of 34-39 kg; b) the amount of dextrose is about 27 g, the amount of amino acids is about 60 g, the amount of lipids is about 13.8 g, and the total volume is about 458 mL when the subject has a body mass of 40-44 kg; c) the amount of dextrose is about 30 g, the amount of amino acids is about 68 g, the amount of lipids is about 15.2 g, and the total volume is about 509 mL when the subject has a body mass of 45-51 kg; d) the amount of dextrose is about 35 g, the amount of amino acids is about 78 g, the amount of lipids is about 17.8 g, and the total volume is about 579 mL when the subject has a body mass of 52-59 kg; e) the amount of dextrose is about 41 g, the amount of amino acids is about 90 g, the amount of lipids is about 21 g, and the total volume is about 664 mL when the subject has a body mass of 60-69 kg; and f) the amount of dextrose is about 47 g, the amount of amino acids is about 105 g, the amount of lipids is about 24 g, and the total volume is about 762 mL when the subject has a body mass of at least 70 kg.

[0205] In some embodiments, the invention provides a sterile aqueous composition for parenteral administration to a subject, the composition comprising an amount of dextrose, an amount of amino acids, and an amount of lipids in a total volume, wherein: a) the amount of dextrose is about 20 g, the amount of amino acids is about 51 g, the amount of lipids is about 10.2 g, and the total volume is about 385 mL when the subject has a body mass of 34-39 kg; b) the amount of dextrose is about 23 g, the amount of amino acids is about 60 g, the amount of lipids is about 11.8 g, and the total volume is about 442 mL when the subject has a body mass of 40-44 kg; c) the amount of dextrose is about 26 g, the amount of amino acids is about 68 g, the amount of lipids is about 13.3 g, and the total volume is about 493 mL when the subject has a body mass of 45-51 kg; d) the amount of dextrose is about 30 g, the amount of amino acids is about 78 g, the amount of lipids is about 15.2 g, and the total volume is about 559 mL when the subject has a body mass of 52-59 kg; e) the amount of dextrose is about 35 g, the amount of amino acids is about 90 g, the amount of lipids is about 17.8 g, and the total volume is about 639 mL when the subject has a body mass of 60-69 kg; and f) the amount of dextrose is about 41 g, the amount of amino acids is about 105 g, the amount of lipids is about 21 g, and the total volume is about 739 mL when the subject has a body mass of at least 70 kg.

[0206] In some embodiments, the invention provides a sterile aqueous composition for parenteral administration to a subject, the composition comprising an amount of dextrose, an amount of amino acids, and an amount of lipids in a total volume, wherein: a) the amount of dextrose is about 17 g, the amount of amino acids is about 51 g, the amount of lipids is about 8.6 g, and the total volume is about 457 mL when the subject has a body mass of 34-39 kg; b) the amount of dextrose is about 20 g, the amount of amino acids is about 60 g, the amount of lipids is about 10.2 g, and the total volume is about 530 mL when the subject has a body mass of 40-44 kg; c) the amount of dextrose is about 22 g, the amount of amino acids is about 68 g, the amount of lipids is about 11.2 g, and the total volume is about 590 mL when the subject has a body mass of 45-51 kg; d) the amount of dextrose is about 26 g, the amount of amino acids is about 78 g, the amount of lipids is about 13.2 g, and the total volume is about 673 mL when the subject has a body mass of 52-59 kg; e) the amount of dextrose is about 30 g, the amount of amino acids is about 90 g, the amount of lipids is about 15.2 g, and the total volume is about 769 mL when the subject has a body mass of 60-69 kg; and f) the amount of dextrose is about 35 g, the amount of amino acids is about 105 g, the amount of lipids is about 17.8 g, and the total volume is about 889 mL when the subject has a body mass of at least 70 kg.

[0207] In some embodiments, the invention provides a sterile aqueous composition for parenteral administration to a subject, the composition comprising an amount of dextrose, an amount of amino acids, and an amount of lipids in a total volume, wherein: a) the amount of dextrose is about 23 g, the amount of amino acids is about 51 g, the amount of lipids is about 11.8 g, and the total volume is about 482 mL when the subject has a body mass of 34-39 kg; b) the amount of dextrose is about 27 g, the amount of amino acids is about 60 g, the amount of lipids is about 13.8 g, and the total volume is about 558 mL when the subject has a body mass of 40-44 kg; c) the amount of dextrose is about 30 g, the amount of amino acids is about 68 g, the amount of lipids is about 15.2 g, and the total volume is about 622 mL when the subject has a body mass of 45-51 kg; d) the amount of dextrose is about 35 g, the amount of amino acids is about 78 g, the amount of lipids is about 17.8 g, and the total volume is about 709 mL when the subject has a body mass of 52-59 kg; e) the amount of dextrose is about 41 g, the amount of amino acids is about 90 g, the amount of lipids is about 21 g, and the total volume is about 814 mL when the subject has a body mass of 60-69 kg; and f) the amount of dextrose is about 47 g, the amount of amino acids is about 105 g, the amount of lipids is about 24 g, and the total volume is about 937 mL when the subject has a body mass of at least 70 kg.

[0208] In some embodiments, the invention provides a sterile aqueous composition for parenteral administration to a subject, the composition comprising an amount of dextrose, an amount of amino acids, and an amount of lipids in a total volume, wherein: a) the amount of dextrose is about 20 g, the amount of amino acids is about 51 g, the amount of lipids is about 10.2 g, and the total volume is about 470 mL when the subject has a body mass of 34-39 kg; b) the amount of dextrose is about 23 g, the amount of amino acids is about 60 g, the amount of lipids is about 11.8 g, and the total volume is about 542 mL when the subject has a body mass of 40-44 kg; c) the amount of dextrose is about 26 g, the amount of amino acids is about 68 g, the amount of lipids is about 13.2 g, and the total volume is about 606 mL

when the subject has a body mass of 45-51 kg; d) the amount of dextrose is about 30 g, the amount of amino acids is about 78 g, the amount of lipids is about 15.2 g, and the total volume is about 689 mL when the subject has a body mass of 52-59 kg; e) the amount of dextrose is about 35 g, the amount of amino acids is about 90 g, the amount of lipids is about 17.8 g, and the total volume is about 789 mL when the subject has a body mass of 60-69 kg; and f) the amount of dextrose is about 41 g, the amount of amino acids is about 105 g, the amount of lipids is about 21 g, and the total volume is about 914 mL when the subject has a body mass of at least 70 kg.

[0209] In one embodiment, the invention provides a method of treating malnutrition in a pediatric subject, the method comprising parenterally administering a sterile aqueous composition to the subject, the composition comprising: an amount of dextrose from about 4 g to about 19 g and an amount of amino acids from about 13.5 g to about 42 g in a total volume of about 124 mL to about 357 mL, wherein the subject has a body mass of from 9 kg to 33 kg, wherein the administering is done at an infusion rate of from 17 mL/hour to 127 mL/hour.

[0210] In another embodiment, the amount of dextrose is 4 g, the amount of amino acids is 13.5 g, the total volume is 124 mL, and the infusion rate is 23 mL/hour or 45 mL/hour when the subject has a body mass of from 9 kg to 12 kg; the amount of dextrose is 6 g, the amount of amino acids is 19.5 g, the total volume is 156 mL, and the infusion rate is 28 mL/hour or 57 mL/hour when the subject has a body mass of from 13 kg to 17 kg; the amount of dextrose is 9 g, the amount of amino acids is 27 g, the total volume is 198 mL, and the infusion rate is 36 mL/hour or 72 mL/hour when the subject has a body mass of from 18 kg to 22 kg; the amount of dextrose is 11 g, the amount of amino acids is 34.5 g, the total volume is 239 mL, and the infusion rate is 43 mL/hour or 87 mL/hour when the subject has a body mass of from 23 kg to 27 kg; and the amount of dextrose is 14 g, the amount of amino acids is 42 g, the total volume is 280 mL, and the infusion rate is 51 mL/hour or 102 mL/hour when the subject has a body mass of from 28 kg to 33 kg.

[0211] In another embodiment, the amount of dextrose is 5 g, the amount of amino acids is 13.5 g, the total volume is 125 mL, and the infusion rate is 19 mL/hour or 39 mL/hour when the subject has a body mass of from 9 kg to 12 kg; the amount of dextrose is 8 g, the amount of amino acids is 19.5 g, the total volume is 158 mL, and the infusion rate is 24 mL/hour or 49 mL/hour when the subject has a body mass of from 13 kg to 17 kg; the amount of dextrose is 10.5 g, the amount of amino acids is 27 g, the total volume is 200 mL, and the infusion rate is 31 mL/hour or 62 mL/hour when the subject has a body mass of from 18 kg to 22 kg; the amount of dextrose is 13 g, the amount of amino acids is 34.5 g, the total volume is 242 mL, and the infusion rate is 37 mL/hour or 74 mL/hour when the subject has a body mass of from 23 kg to 27 kg; and the amount of dextrose is 16 g, the amount of amino acids is 42 g, the total volume is 283 mL, and the infusion rate is 44 mL/hour or 87 mL/hour when the subject has a body mass of from 28 kg to 33 kg.

[0212] In another embodiment, the amount of dextrose is 6 g, the amount of amino acids is 13.5 g, the total volume is 127 mL, and the infusion rate is 17 mL/hour or 34 mL/hour when the subject has a body mass of from 9 kg to 12 kg; the amount of dextrose is 9 g, the amount of amino acids is 19.5 g, the total

volume is 160 mL, and the infusion rate is 21 mL/hour or 43 mL/hour when the subject has a body mass of from 13 kg to 17 kg; the amount of dextrose is 12 g, the amount of amino acids is 27 g, the total volume is 202 mL, and the infusion rate is 27 mL/hour or 54 mL/hour when the subject has a body mass of from 18 kg to 22 kg; the amount of dextrose is 15.5 g, the amount of amino acids is 34.5 g, the total volume is 245 mL, and the infusion rate is 33 mL/hour or 65 mL/hour when the subject has a body mass of from 23 kg to 27 kg; and the amount of dextrose is 19 g, the amount of amino acids is 42 g, the total volume is 287 mL, and the infusion rate is 38 mL/hour or 77 mL/hour when the subject has a body mass of from 28 kg to 33 kg.

[0213] In another embodiment, the amount of dextrose is 4 g, the amount of amino acids is 13.5 g, the total volume is 146 mL, and the infusion rate is 27 mL/hour or 53 mL/hour when the subject has a body mass of from 9 kg to 12 kg; the amount of dextrose is 6 g, the amount of amino acids is 19.5 g, the total volume is 189 mL, and the infusion rate is 34 mL/hour or 69 mL/hour when the subject has a body mass of from 13 kg to 17 kg; the amount of dextrose is 9 g, the amount of amino acids is 27 g, the total volume is 243 mL, and the infusion rate is 44 mL/hour or 88 mL/hour when the subject has a body mass of from 18 kg to 22 kg; the amount of dextrose is 11 g, the amount of amino acids is 34.5 g, the total volume is 296 mL, and the infusion rate is 54 mL/hour or 108 mL/hour when the subject has a body mass of from 23 kg to 27 kg; and the amount of dextrose is 14 g, the amount of amino acids is 42 g, the total volume is 350 mL, and the infusion rate is 64 mL/hour or 127 mL/hour when the subject has a body mass of from 28 kg to 33 kg.

[0214] In another embodiment, the amount of dextrose is 5 g, the amount of amino acids is 13.5 g, the total volume is 147 mL, and the infusion rate is 23 mL/hour or 45 mL/hour when the subject has a body mass of from 9 kg to 12 kg; the amount of dextrose is 8 g, the amount of amino acids is 19.5 g, the total volume is 191 mL, and the infusion rate is 29 mL/hour or 59 mL/hour when the subject has a body mass of from 13 kg to 17 kg; the amount of dextrose is 10.5 g, the amount of amino acids is 27 g, the total volume is 245 mL, and the infusion rate is 38 mL/hour or 75 mL/hour when the subject has a body mass of from 18 kg to 22 kg; the amount of dextrose is 13 g, the amount of amino acids is 34.5 g, the total volume is 299 mL, and the infusion rate is 46 mL/hour or 92 mL/hour when the subject has a body mass of from 23 kg to 27 kg; and the amount of dextrose is 16 g, the amount of amino acids is 42 g, the total volume is 353 mL, and the infusion rate is 54 mL/hour or 109 mL/hour when the subject has a body mass of from 28 kg to 33 kg.

[0215] In another embodiment, the amount of dextrose is 6 g, the amount of amino acids is 13.5 g, the total volume is 149 mL, and the infusion rate is 20 mL/hour or 40 mL/hour when the subject has a body mass of from 9 kg to 12 kg; the amount of dextrose is 9 g, the amount of amino acids is 19.5 g, the total volume is 193 mL, and the infusion rate is 26 mL/hour or 51 mL/hour when the subject has a body mass of from 13 kg to 17 kg; the amount of dextrose is 12 g, the amount of amino acids is 27 g, the total volume is 247 mL, and the infusion rate is 33 mL/hour or 66 mL/hour when the subject has a body mass of from 18 kg to 22 kg; the amount of dextrose is 15.5 g, the amount of amino acids is 34.5 g, the total volume is 302 mL, and the infusion rate is 40 mL/hour or 81 mL/hour when the subject has a body mass

of from 23 kg to 27 kg; and the amount of dextrose is 19 g, the amount of amino acids is 42 g, the total volume is 357 mL, and the infusion rate is 48 mL/hour or 95 mL/hour when the subject has a body mass of from 28 kg to 33 kg.

[0216] In one embodiment, the invention provides a method of treating malnutrition in a subject, the method comprising parenterally administering a sterile aqueous composition to the subject, the composition comprising: an amount of dextrose from about 17 g to about 47 g and an amount of amino acids from about 51 g to about 105 g in a total volume of about 329 mL to about 817 mL, wherein the subject has a body mass of from 34 kg to at least 70 kg, wherein the administering is done at an infusion rate of from 45 mL/hour to 290 mL/hour.

[0217] In another embodiment, the amount of dextrose is 17 g, the amount of amino acids is 51 g, the total volume is 329 mL, and the infusion rate is 60 mL/hour or 120 mL/hour when the subject has a body mass of from 34 kg to 39 kg; the amount of dextrose is 20 g, the amount of amino acids is 60 g, the total volume is 379 mL, and the infusion rate is 70 mL/hour or 140 mL/hour when the subject has a body mass of from 40 kg to 44 kg; the amount of dextrose is 22 g, the amount of amino acids is 68 g, the total volume is 421 mL, and the infusion rate is 80 mL/hour or 155 mL/hour when the subject has a body mass of from 45 kg to 51 kg; the amount of dextrose is 26 g, the amount of amino acids is 78 g, the total volume is 477 mL, and the infusion rate is 90 mL/hour or 175 mL/hour when the subject has a body mass of from 52 kg to 59 kg; the amount of dextrose is 30 g, the amount of amino acids is 90 g, the total volume is 543 mL, and the infusion rate is 100 mL/hour or 200 mL/hour when the subject has a body mass of from 60 kg to 69 kg; and the amount of dextrose is 35 g, the amount of amino acids is 105 g, the total volume is 625 mL, and the infusion rate is 115 mL/hour or 230 mL/hour when the subject has a body mass of greater than 70 kg.

[0218] In another embodiment, the amount of dextrose is 23 g, the amount of amino acids is 51 g, the total volume is 338 mL, and the infusion rate is 45 mL/hour or 90 mL/hour when the subject has a body mass of from 34 kg to 39 kg; the amount of dextrose is 27 g, the amount of amino acids is 60 g, the total volume is 389 mL, and the infusion rate is 55 mL/hour or 105 mL/hour when the subject has a body mass of from 40 kg to 44 kg; the amount of dextrose is 30 g, the amount of amino acids is 68 g, the total volume is 433 mL, and the infusion rate is 60 mL/hour or 115 mL/hour when the subject has a body mass of from 45 kg to 51 kg; the amount of dextrose is 35 g, the amount of amino acids is 78 g, the total volume is 490 mL, and the infusion rate is 65 mL/hour or 130 mL/hour when the subject has a body mass of from 52 kg to 59 kg; the amount of dextrose is 41 g, the amount of amino acids is 90 g, the total volume is 559 mL, and the infusion rate is 75 mL/hour or 150 mL/hour when the subject has a body mass of from 60 kg to 69 kg; and the amount of dextrose is 47 g, the amount of amino acids is 105 g, the total volume is 642 mL, and the infusion rate is 85 mL/hour or 175 mL/hour when the subject has a body mass of greater than 70 kg.

[0219] In another embodiment, the amount of dextrose is 20 g, the amount of amino acids is 51 g, the total volume is 334 mL, and the infusion rate is 50 mL/hour or 105 mL/hour when the subject has a body mass of from 34 kg to 39 kg; the amount of dextrose is 23 g, the amount of amino acids is 60 g, the total

volume is 383 mL, and the infusion rate is 60 mL/hour or 120 mL/hour when the subject has a body mass of from 40 kg to 44 kg; the amount of dextrose is 26 g, the amount of amino acids is 68 g, the total volume is 427 mL, and the infusion rate is 65 mL/hour or 135 mL/hour when the subject has a body mass of from 45 kg to 51 kg; the amount of dextrose is 30 g, the amount of amino acids is 78 g, the total volume is 483 mL, and the infusion rate is 75 mL/hour or 150 mL/hour when the subject has a body mass of from 52 kg to 59 kg; the amount of dextrose is 35 g, the amount of amino acids is 90 g, the total volume is 550 mL, and the infusion rate is 85 mL/hour or 170 mL/hour when the subject has a body mass of from 60 kg to 69 kg; and the amount of dextrose is 41 g, the amount of amino acids is 105 g, the total volume is 635 mL, and the infusion rate is 100 mL/hour or 195 mL/hour when the subject has a body mass of greater than 70 kg.

[0220] In another embodiment, the amount of dextrose is 17 g, the amount of amino acids is 51 g, the total volume is 414 mL, and the infusion rate is 75 mL/hour or 150 mL/hour when the subject has a body mass of from 34 kg to 39 kg; the amount of dextrose is 20 g, the amount of amino acids is 60 g, the total volume is 479 mL, and the infusion rate is 90 mL/hour or 175 mL/hour when the subject has a body mass of from 40 kg to 44 kg; the amount of dextrose is 22 g, the amount of amino acids is 68 g, the total volume is 536 mL, and the infusion rate is 100 mL/hour or 195 mL/hour when the subject has a body mass of from 45 kg to 51 kg; the amount of dextrose is 26 g, the amount of amino acids is 78 g, the total volume is 607 mL, and the infusion rate is 110 mL/hour or 220 mL/hour when the subject has a body mass of from 52 kg to 59 kg; the amount of dextrose is 30 g, the amount of amino acids is 90 g, the total volume is 693 mL, and the infusion rate is 130 mL/hour or 255 mL/hour when the subject has a body mass of from 60 kg to 69 kg; and the amount of dextrose is 35 g, the amount of amino acids is 105 g, the total volume is 800 mL, and the infusion rate is 145 mL/hour or 290 mL/hour when the subject has a body mass of greater than 70 kg.

[0221] In another embodiment the amount of dextrose is 23 g, the amount of amino acids is 51 g, the total volume is 423 mL, and the infusion rate is 60 mL/hour or 115 mL/hour when the subject has a body mass of from 34 kg to 39 kg; the amount of dextrose is 27 g, the amount of amino acids is 60 g, the total volume is 489 mL, and the infusion rate is 65 mL/hour or 130 mL/hour when the subject has a body mass of from 40 kg to 44 kg; the amount of dextrose is 30 g, the amount of amino acids is 68 g, the total volume is 548 mL, and the infusion rate is 75 mL/hour or 145 mL/hour when the subject has a body mass of from 45 kg to 51 kg; the amount of dextrose is 35 g, the amount of amino acids is 78 g, the total volume is 620 mL, and the infusion rate is 85 mL/hour or 165 mL/hour when the subject has a body mass of from 52 kg to 59 kg; the amount of dextrose is 41 g, the amount of amino acids is 90 g, the total volume is 709 mL, and the infusion rate is 95 mL/hour or 190 mL/hour when the subject has a body mass of from 60 kg to 69 kg; and the amount of dextrose is 47 g, the amount of amino acids is 105 g, the total volume is 817 mL, and the infusion rate is 110 mL/hour or 220 mL/hour when the subject has a body mass of greater than 70 kg.

[0222] In another embodiment, the amount of dextrose is 20 g, the amount of amino acids is 51 g, the total volume is 419 mL, and the infusion rate is 65 mL/hour or 130 mL/hour when the subject has a body

mass of from 34 kg to 39 kg; the amount of dextrose is 23 g, the amount of amino acids is 60 g, the total volume is 483 mL, and the infusion rate is 75 mL/hour or 150 mL/hour when the subject has a body mass of from 40 kg to 44 kg; the amount of dextrose is 26 g, the amount of amino acids is 68 g, the total volume is 542 mL, and the infusion rate is 85 mL/hour or 170 mL/hour when the subject has a body mass of from 45 kg to 51 kg; the amount of dextrose is 30 g, the amount of amino acids is 78 g, the total volume is 613 mL, and the infusion rate is 95 mL/hour or 190 mL/hour when the subject has a body mass of from 52 kg to 59 kg; the amount of dextrose is 35 g, the amount of amino acids is 90 g, the total volume is 700 mL, and the infusion rate is 110 mL/hour or 215 mL/hour when the subject has a body mass of from 60 kg to 69 kg; and the amount of dextrose is 41 g, the amount of amino acids is 105 g, the total volume is 809 mL, and the infusion rate is 125 mL/hour or 250 mL/hour when the subject has a body mass of greater than 70 kg.

[0223] In one embodiment, the invention provides a method of treating malnutrition in a subject, the method comprising parenterally administering a sterile aqueous composition to the subject, the composition comprising: an amount of dextrose from about 17 g to about 47 g, an amount of amino acids from about 51 g to about 105 g, and an amount of lipids from 8.6 g about to about 24 in a total volume of about 372 mL to about 937 mL, wherein the subject has a body mass of at least 34 kg, wherein the administering is done at an infusion rate of from 45 mL/hour to 325 mL/hour.

[0224] In another embodiment, the amount of dextrose is 17 g, the amount of amino acids is 51 g, the amount of lipids is 8.6 g, the total volume is 372 mL, and the infusion rate is 60 mL/hour, 120 mL/hour, or 135 mL/hour when the subject has a body mass of from 34 kg to 39 kg; the amount of dextrose is 20 g, the amount of amino acids is 60 g, the amount of lipids is 10.2 g, the total volume is 430 mL, and the infusion rate is 70 mL/hour, 140 mL/hour, or 160 mL/hour when the subject has a body mass of from 40 kg to 44 kg; the amount of dextrose is 22 g, the amount of amino acids is 68 g, the amount of lipids is 11.2 g, the total volume is 477 mL, and the infusion rate is 80 mL/hour, 155 mL/hour, or 175 mL/hour when the subject has a body mass of from 45 kg to 51 kg; the amount of dextrose is 26 g, the amount of amino acids is 78 g, the amount of lipids is 13.2 g, the total volume is 543 mL, and the infusion rate is 90 mL/hour, 175 mL/hour, or 200 mL/hour when the subject has a body mass of from 52 kg to 59 kg; the amount of dextrose is 30 g, the amount of amino acids is 90 g, the amount of lipids is 15.2 g, the total volume is 619 mL, and the infusion rate is 100 mL/hour, 200 mL/hour, or 225 mL/hour when the subject has a body mass of from 60 kg to 69 kg; and the amount of dextrose is 35 g, the amount of amino acids is 105 g, the amount of lipids is 17.8 g, the total volume is 715 mL, and the infusion rate is 115 mL/hour, 230 mL/hour, or 260 mL/hour when the subject has a body mass of at least 70 kg.

[0225] In another embodiment, the amount of dextrose is 23 g, the amount of amino acids is 51 g, the amount of lipids is 11.8 g, the total volume is 397 mL, and the infusion rate is 45 mL/hour, 90 mL/hour, or 110 mL/hour when the subject has a body mass of from 34 kg to 39 kg; the amount of dextrose is 27 g, the amount of amino acids is 60 g, the amount of lipids is 13.8 g, the total volume is 458 mL, and the infusion rate is 55 mL/hour, 105 mL/hour, or 125 mL/hour when the subject has a body mass of from 40 kg to 44 kg; the amount of dextrose is 30 g, the amount of amino acids is 68 g, the amount of lipids is 15.2

g, the total volume is 509 mL, and the infusion rate is 60 mL/hour, 115 mL/hour, or 135 mL/hour when the subject has a body mass of from 45 kg to 51 kg; the amount of dextrose is 35 g, the amount of amino acids is 78 g, the amount of lipids is 17.8 g, the total volume is 579 mL, and the infusion rate is 65 mL/hour, 130 mL/hour, or 155 mL/hour when the subject has a body mass of from 52 kg to 59 kg; the amount of dextrose is 41 g, the amount of amino acids is 90 g, the amount of lipids is 21 g, the total volume is 664 mL, and the infusion rate is 75 mL/hour, 150 mL/hour, or 180 mL/hour when the subject has a body mass of from 60 kg to 69 kg; and the amount of dextrose is 47 g, the amount of amino acids is 105 g, the amount of lipids is 24 g, the total volume is 762 mL, and the infusion rate is 85 mL/hour, 175 mL/hour, or 205 mL/hour when the subject has a body mass of at least 70 kg.

[0226] In another embodiment, the amount of dextrose is 20 g, the amount of amino acids is 51 g, the amount of lipids is 10.2 g, the total volume is 385 mL, and the infusion rate is 55 mL/hour, 105 mL/hour, or 120 mL/hour when the subject has a body mass of from 34 kg to 39 kg; the amount of dextrose is 23 g, the amount of amino acids is 60 g, the amount of lipids is 11.8 g, the total volume is 442 mL, and the infusion rate is 60 mL/hour, 120 mL/hour, or 140 mL/hour when the subject has a body mass of from 40 kg to 44 kg; the amount of dextrose is 26 g, the amount of amino acids is 68 g, the amount of lipids is 13.3 g, the total volume is 493 mL, and the infusion rate is 65 mL/hour, 135 mL/hour, or 155 mL/hour when the subject has a body mass of from 45 kg to 51 kg; the amount of dextrose is 30 g, the amount of amino acids is 78 g, the amount of lipids is 15.2 g, the total volume is 559 mL, and the infusion rate is 75 mL/hour, 150 mL/hour, or 175 mL/hour when the subject has a body mass of from 52 kg to 59 kg; the amount of dextrose is 35 g, the amount of amino acids is 90 g, the amount of lipids is 17.8 g, the total volume is 639 mL, and the infusion rate is 85 mL/hour, 170 mL/hour, or 200 mL/hour when the subject has a body mass of from 60 kg to 69 kg; and the amount of dextrose is 41 g, the amount of amino acids is 105 g, the amount of lipids is 21 g, the total volume is 739 mL, and the infusion rate is 100 mL/hour, 195 mL/hour, or 230 mL/hour when the subject has a body mass of at least 70 kg.

[0227] In another embodiment, the amount of dextrose is 17 g, the amount of amino acids is 51 g, the amount of lipids is 8.6 g, the total volume is 457 mL, and the infusion rate is 75 mL/hour, 150 mL/hour, or 170 mL/hour when the subject has a body mass of from 34 kg to 39 kg; the amount of dextrose is 20 g, the amount of amino acids is 60 g, the amount of lipids is 10.2 g, the total volume is 530 mL, and the infusion rate is 90 mL/hour, 175 mL/hour, or 195 mL/hour when the subject has a body mass of from 40 kg to 44 kg; the amount of dextrose is 22 g, the amount of amino acids is 68 g, the amount of lipids is 11.2 g, the total volume is 590 mL, and the infusion rate is 100 mL/hour, 195 mL/hour, or 215 mL/hour when the subject has a body mass of from 45 kg to 51 kg; the amount of dextrose is 26 g, the amount of amino acids is 78 g, the amount of lipids is 13.2 g, the total volume is 673 mL, and the infusion rate is 110 mL/hour, 220 mL/hour, or 245 mL/hour when the subject has a body mass of from 52 kg to 59 kg; the amount of dextrose is 30 g, the amount of amino acids is 90 g, the amount of lipids is 15.2 g, the total volume is 769 mL, and the infusion rate is 130 mL/hour, 255 mL/hour, or 280 mL/hour when the subject has a body mass of from 60 kg to 69 kg; and the amount of dextrose is 35 g, the amount of amino acids is

105 g, the amount of lipids is 17.8 g, the total volume is 889 mL, and the infusion rate is 145 mL/hour, 290 mL/hour, or 325 mL/hour when the subject has a body mass of at least 70 kg.

[0228] In another embodiment, the amount of dextrose is 23 g, the amount of amino acids is 51 g, the amount of lipids is 11.8 g, the total volume is 482 mL, and the infusion rate is 60 mL/hour, 115 mL/hour, or 130 mL/hour when the subject has a body mass of from 34 kg to 39 kg; the amount of dextrose is 27 g, the amount of amino acids is 60 g, the amount of lipids is 13.8 g, the total volume is 558 mL, and the infusion rate is 65 mL/hour, 130 mL/hour, or 150 mL/hour when the subject has a body mass of from 40 kg to 44 kg; the amount of dextrose is 30 g, the amount of amino acids is 68 g, the amount of lipids is 15.2 g, the total volume is 622 mL, and the infusion rate is 75 mL/hour, 145 mL/hour, or 165 mL/hour when the subject has a body mass of from 45 kg to 51 kg; the amount of dextrose is 35 g, the amount of amino acids is 78 g, the amount of lipids is 17.8 g, the total volume is 709 mL, and the infusion rate is 85 mL/hour, 165 mL/hour, or 190 mL/hour when the subject has a body mass of from 52 kg to 59 kg; the amount of dextrose is 41 g, the amount of amino acids is 90 g, the amount of lipids is 21 g, the total volume is 814 mL, and the infusion rate is 95 mL/hour, 190 mL/hour, or 220 mL/hour when the subject has a body mass of from 60 kg to 69 kg; and the amount of dextrose is 47 g, the amount of amino acids is 105 g, the amount of lipids is 24 g, the total volume is 937 mL, and the infusion rate is 110 mL/hour, 220 mL/hour, or 250 mL/hour when the subject has a body mass of at least 70 kg.

[0229] In another embodiment, the amount of dextrose is 20 g, the amount of amino acids is 51 g, the amount of lipids is 10.2 g, the total volume is 470 mL, and the infusion rate is 65 mL/hour, 130 mL/hour, or 145 mL/hour when the subject has a body mass of from 34 kg to 39 kg; the amount of dextrose is 23 g, the amount of amino acids is 60 g, the amount of lipids is 11.8 g, the total volume is 542 mL, and the infusion rate is 75 mL/hour, 150 mL/hour, or 170 mL/hour when the subject has a body mass of from 40 kg to 44 kg; the amount of dextrose is 26 g, the amount of amino acids is 68 g, the amount of lipids is 13.2 g, the total volume is 606 mL, and the infusion rate is 85 mL/hour, 170 mL/hour, or 190 mL/hour when the subject has a body mass of from 45 kg to 51 kg; the amount of dextrose is 30 g, the amount of amino acids is 78 g, the amount of lipids is 15.2 g, the total volume is 689 mL, and the infusion rate is 95 mL/hour, 190 mL/hour, or 215 mL/hour when the subject has a body mass of from 52 kg to 59 kg; the amount of dextrose is 35 g, the amount of amino acids is 90 g, the amount of lipids is 17.8 g, the total volume is 789 mL, and the infusion rate is 110 mL/hour, 215 mL/hour, or 245 mL/hour when the subject has a body mass of from 60 kg to 69 kg; and the amount of dextrose is 41 g, the amount of amino acids is 105 g, the amount of lipids is 21 g, the total volume is 914 mL, and the infusion rate is 125 mL/hour, 250 mL/hour, or 285 mL/hour when the subject has a body mass of at least 70 kg.

[0230] In one embodiment, the invention provides a method for treating malnutrition in a hemodialysis subject in need thereof, wherein the subject does or does not have diabetes, the method comprising formulating an aqueous composition comprising between 1 and 10 % mass/volume of dextrose, 7 to 20% mass/volume of amino acids and less than 5% mass/volume of lipids based on a body mass measurement of the subject and parenterally administering said aqueous composition in conjunction with the hemodialysis.

[0231] In one embodiment, the invention provides a method of treating malnutrition in a pediatric hemodialysis subject wherein the subject does or does not have diabetes, the method comprising parenterally administering a sterile aqueous composition to the subject, the composition comprising: an amount of dextrose from about 4 g to about 19 g and an amount of amino acids from about 13.5 g to about 42 g in a total volume of about 124 mL to about 357 mL, wherein the subject has a body mass of from 9 kg to 33 kg, wherein the administering is done at an infusion rate of from 17 mL/hour to 127 mL/hour.

[0232] In one embodiment, the invention provides a method of treating malnutrition in a hemodialysis subject wherein the subject does or does not have diabetes, the method comprising parenterally administering a sterile aqueous composition to the subject, the composition comprising: an amount of dextrose from about 17 g to about 47 g and an amount of amino acids from about 51 g to about 105 g in a total volume of about 329 mL to about 817 mL, wherein the subject has a body mass of from 34 kg to at least 70 kg, wherein the administering is done at an infusion rate of from 45 mL/hour to 290 mL/hour.

[0233] In one embodiment, the invention provides a A method of treating malnutrition in a hemodialysis subject wherein the subject does or does not have diabetes, the method comprising parenterally administering a sterile aqueous composition to the subject, the composition comprising: an amount of dextrose from about 17 g to about 47 g, an amount of amino acids from about 51 g to about 105 g, and an amount of lipids from 8.6 g about to about 24 in a total volume of about 372 mL to about 937 mL, wherein the subject has a body mass of at least 34 kg, wherein the administering is done at an infusion rate of from 45 mL/hour to 325 mL/hour.

[0234] Compositions and methods of the invention can be modified, for example, by the age, size, or weight of the subject receiving the composition. A composition of the invention can be modified, for example, in any of: the amount of carbohydrate or amino acids contained therein; the presence or amount of lipids contained therein; the presence or amounts of micronutrients contained therein; the presence or amounts of pharmaceutical agents contained therein; the amount of fill; and the total volume. A method of the invention can be modified, for example, in the rate of administration of a composition, the frequency of administration, or the formulation of the composition used.

EXAMPLES

[0235] The following IDPN compositions are non-limiting examples of the extensive embodiments of the instant invention. In some embodiments, a formula is administered to a subject for a specified range of infusion times. In some embodiments, the formulas are fat free and micronutrient free. These examples are representative, and any IDPN composition contemplated herein can be used in the methods of the examples .

EXAMPLE 1: Administration of an IDPN composition to a subject.

[0236] To a subject, currently undergoing dialysis and in need of nutrition, is administered an IDPN composition according to **Figure 1**, via a dialysis machine using techniques known to a practitioner of dialysis. The infusion rates during week one and week two of administration are selected from the

infusion rates according to **Figure 2**. The composition and the infusion rates are selected according to the body mass of the subject.

EXAMPLE 2: Administration of an IDPN composition to a subject.

[0237] To a subject, currently undergoing dialysis and in need of nutrition, is administered an IDPN composition according to **Figure 3**, via a dialysis machine using techniques known to a practitioner of dialysis. The infusion rates during week one and week two of administration are selected from the infusion rates according to **Figure 4**. The composition and the infusion rates are selected according to the body mass of the subject.

EXAMPLE 3: Administration of an IDPN composition to a subject.

[0238] To a pediatric subject, currently undergoing dialysis and in need of nutrition, is administered an IDPN composition according to **Figure 5**, via a dialysis machine using techniques known to a practitioner of dialysis. The infusion rates during week one and week two of administration are selected from the infusion rates according to **Figure 6**. The composition and the infusion rates are selected according to the body mass of the subject.

EXAMPLE 4: Administration of an IDPN composition to a subject.

[0239] To a pediatric subject, currently undergoing dialysis and in need of nutrition, is administered an IDPN composition according to **Figure 7**, via a dialysis machine using techniques known to a practitioner of dialysis. The infusion rates during week one and week two of administration are selected from the infusion rates according to **Figure 8**. The composition and the infusion rates are selected according to the body mass of the subject.

EXAMPLE 5: Administration of an IDPN composition to a subject.

[0240] To a pediatric subject, currently undergoing dialysis and in need of nutrition, is administered an IDPN composition according to **Figure 9**, via a dialysis machine using techniques known to a practitioner of dialysis. The infusion rates during week one and week two of administration are selected from the infusion rates according to **Figure 10**. The composition and the infusion rates are selected according to the body mass of the subject.

EXAMPLE 6: Administration of an IDPN composition to a subject.

[0241] To a pediatric subject, currently undergoing dialysis and in need of nutrition, is administered an IDPN composition according to **Figure 11**, via a dialysis machine using techniques known to a practitioner of dialysis. The infusion rates during week one and week two of administration are selected from the infusion rates according to **Figure 12**. The composition and the infusion rates are selected according to the body mass of the subject.

EXAMPLE 7: Administration of an IDPN composition to a subject.

[0242] To a pediatric subject, currently undergoing dialysis and in need of nutrition, is administered an IDPN composition according to **Figure 13**, via a dialysis machine using techniques known to a practitioner of dialysis. The infusion rates during week one and week two of administration are selected from the infusion rates according to **Figure 14**. The composition and the infusion rates are selected according to the body mass of the subject.

EXAMPLE 8: Administration of an IDPN composition to a subject.

[0243] To a pediatric subject, currently undergoing dialysis and in need of nutrition, is administered an IDPN composition according to **Figure 15**, via a dialysis machine using techniques known to a practitioner of dialysis. The infusion rates during week one and week two of administration are selected from the infusion rates according to **Figure 16**. The composition and the infusion rates are selected according to the body mass of the subject.

EXAMPLE 9: Administration of an IDPN composition to a subject.

[0244] To a subject, currently undergoing dialysis and in need of nutrition, is administered an IDPN composition according to **Figure 17**, via a dialysis machine using techniques known to a practitioner of dialysis. The infusion rates during week one and week two of administration are selected from the infusion rates according to **Figure 18**. The composition and the infusion rates are selected according to the body mass of the subject.

EXAMPLE 10: Administration of an IDPN composition to a subject.

[0245] To a subject, currently undergoing dialysis and in need of nutrition, is administered an IDPN composition according to **Figure 19**, via a dialysis machine using techniques known to a practitioner of dialysis. The infusion rates during week one and week two of administration are selected from the infusion rates according to **Figure 20**. The composition and the infusion rates are selected according to the body mass of the subject.

EXAMPLE 11: Administration of an IDPN composition to a subject.

[0246] To a subject, currently undergoing dialysis and in need of nutrition, is administered an IDPN composition according to **Figure 21**, via a dialysis machine using techniques known to a practitioner of dialysis. The infusion rates during week one and week two of administration are selected from the infusion rates according to **Figure 22**. The composition and the infusion rates are selected according to the body mass of the subject.

EXAMPLE 12: Administration of an IDPN composition to a subject.

[0247] To a subject, currently undergoing dialysis and in need of nutrition, is administered an IDPN composition according to **Figure 23**, via a dialysis machine using techniques known to a practitioner of

dialysis. The infusion rates during week one and week two of administration are selected from the infusion rates according to **Figure 24**. The composition and the infusion rates are selected according to the body mass of the subject.

EXAMPLE 13: Administration of an IDPN composition to a subject.

[0248] To a subject, currently undergoing dialysis and in need of nutrition, is administered an IDPN composition according to **Figure 25**, via a dialysis machine using techniques known to a practitioner of dialysis. The infusion rates during week one and week two of administration are selected from the infusion rates according to **Figure 26**. The composition and the infusion rates are selected according to the body mass of the subject.

EXAMPLE 14: Administration of an IDPN composition to a subject.

[0249] To a subject, currently undergoing dialysis and in need of nutrition, is administered an IDPN composition according to **Figure 27**, via a dialysis machine using techniques known to a practitioner of dialysis. The infusion rates during week one and week two of administration are selected from the infusion rates according to **Figure 28**. The composition and the infusion rates are selected according to the body mass of the subject.

EXAMPLE 15: Administration of an IDPN composition to a subject.

[0250] To a subject, currently undergoing dialysis and in need of nutrition, is administered an IDPN composition according to **Figure 29**, via a dialysis machine using techniques known to a practitioner of dialysis. The infusion rates during week one, week two, and week three of administration are selected from the infusion rates according to **Figure 30**. The composition and the infusion rates are selected according to the body mass of the subject.

EXAMPLE 16: Administration of an IDPN composition to a subject.

[0251] To a subject, currently undergoing dialysis and in need of nutrition, is administered an IDPN composition according to **Figure 31**, via a dialysis machine using techniques known to a practitioner of dialysis. The infusion rates during week one, week two, and week three of administration are selected from the infusion rates according to **Figure 32**. The composition and the infusion rates are selected according to the body mass of the subject.

EXAMPLE 17: Administration of an IDPN composition to a subject.

[0252] To a subject, currently undergoing dialysis and in need of nutrition, is administered an IDPN composition according to **Figure 33**, via a dialysis machine using techniques known to a practitioner of dialysis. The infusion rates during week one, week two, and week three of administration are selected from the infusion rates according to **Figure 34**. The composition and the infusion rates are selected according to the body mass of the subject.

EXAMPLE 18: Administration of an IDPN composition to a subject.

[0253] To a subject, currently undergoing dialysis and in need of nutrition, is administered an IDPN composition according to **Figure 35**, via a dialysis machine using techniques known to a practitioner of dialysis. The infusion rates during week one, week two, and week three of administration are selected from the infusion rates according to **Figure 36**. The composition and the infusion rates are selected according to the body mass of the subject.

EXAMPLE 19: Administration of an IDPN composition to a subject.

[0254] To a subject, currently undergoing dialysis and in need of nutrition, is administered an IDPN composition according to **Figure 37**, via a dialysis machine using techniques known to a practitioner of dialysis. The infusion rates during week one, week two, and week three of administration are selected from the infusion rates according to **Figure 38**. The composition and the infusion rates are selected according to the body mass of the subject.

EXAMPLE 20: Administration of an IDPN composition to a subject.

[0255] To a subject, currently undergoing dialysis and in need of nutrition, is administered an IDPN composition according to **Figure 39**, via a dialysis machine using techniques known to a practitioner of dialysis. The infusion rates during week one, week two, and week three of administration are selected from the infusion rates according to **Figure 40**. The composition and the infusion rates are selected according to the body mass of the subject.

EXAMPLE 21: IDPN COMPOSITION AND REGIMEN.

[0256] The procedures described herein are a representative example of IDPN therapy, and do not provide a strict protocol for the use, administration, and monitoring of IDPN therapy.

[0257] An IDPN composition is selected using the subjects' estimated dry weight (EDW), and the length of prescribed dialysis treatment. Substrate utilization rates for carbohydrates and lipids are considered within the context of the treatment time.

[0258] A composition is formulated with a concentrated stock solution of 70% dextrose, an amino acid stock mixture 15% or 20% in amino acids, optionally, and a lipid emulsion 20% or 30% in lipid. The volume of the final composition is ≤ 1 liter. Subject size or compromised cardiac status can necessitate longer dialysis treatment times to allow greater infusion volumes and infusion rates. Infusion volumes greater than 1 liter can be problematic in subjects with compromised cardiac or respiratory status. Optionally, the composition is formulated with additional vitamins, minerals, and trace elements.

[0259] Half the volume of an IDPN composition lacking lipids is infused at each administration during the first week. The full volume of the composition, lacking lipids, is infused at each administration during the second week of administration. Lipids, if ordered as part of the regimen, are introduced during the third week, and, if tolerated, are continued thereafter.

[0260] The progression of infusion volumes allows observation of the subjects' physical tolerance to volume, observation of any infusion reactions, metabolic tolerance by lab monitoring, and blood pressure monitoring. Changes or additions to the IDPN composition, dialysis, and/or medication regimens are made as needed.

[0261] An IDPN composition is removed from the refrigerator at least one hour prior to the infusion. An IDPN composition is warmed to room temperature to prevent administration of a composition at low temperature; bags are removed from the refrigerator up to about 12 hours prior to the infusion. The IDPN composition bag is inspected for leaks or tears. The IDPN composition is inspected for any particulate matter or oily separation. A bag is not used if the bag is leaking or if particulate matter or separation is seen or suspected. A bag containing an IDPN composition is stable at room temperature for 24 hours. The label on the bag is inspected for the subject's name and the expiration date of the composition. The formulation listed on the bag is checked against the physician's order to confirm that the correct prescription is being given. Optionally, a multivitamin can be added to the IDPN bag itself or administered through the injection port prior to administration. The IDPN bag is hung and spiked with tubing that contains a 1.2 micron in-line filter. Alternatively, a separate 1.2 micron filter is added to regular IV tubing and the bag is spiked with the same. The tubing is primed for the type of pump being used for the infusion. Air is purged from the filter if needed. The rate of infusion is calculated to allow the infusion to complete 10 minutes prior to the scheduled end of the dialysis treatment. Optionally, time is allowed for the administration of other medications without mixing of the medication and IDPN composition. IDPN infusion is initiated through a port post dialyzer, such as the venous chamber, after the subject has been established on the machine. Optionally, insulin is added to the bag or is given subcutaneously, and the bag is labeled appropriately.

[0262] A lab profile of the subject is obtained prior to the first infusion. The subject's chart is checked for further orders pertaining to the infusion of the IDPN. If this is the initial infusion of IDPN, the subject is observed for allergic or adverse reaction. The physician can order an increase or decrease in infusion rate and/or infusion time at the beginning or end of the infusion. A calculation of the IDPN composition volume into the goal for fluid removal during each hemodialysis treatment is done to avoid fluid overload. An attendee checks for insulin orders. There is a possibility of fatty deposits occurring in the dialysis catheter and causing an obstruction. Additional flushing of the line with saline, e.g. 20 cc/lumen, is followed a heparin dose. The subject eats or drinks a snack 30 minutes prior to the end of treatment to prevent hypoglycemia. The snack should contain protein and carbohydrate.

[0263] The volume of the IDPN composition to be infused is recorded on the treatment flowsheet. The infusion rates are determined to allow an optional 15 minute window of time for the higher end of the dialysis time listed for each IDPN composition and no window for the lower end of the dialysis time. Ordered glucose levels (drawn from the arterial line) and any insulin coverage listed are recorded on the flowsheet or a specific monitoring sheet. The volume infused is recorded. Subject response to the infusion, e.g. cramping, low blood pressure, high blood pressure, shortness of breath, itching, flushing, restlessness, vomiting, etc. are recorded. The IDPN infusion is stopped if an allergic reaction is suspected.

or the subject voices or displays unusual symptoms, vomiting, or severe hypotension, and the physician is notified. A dietitian is consulted for other issues of concern during the IDPN infusion. An RN checks for insulin orders. Discussion with the physician is advised for adjustments in formulation or administration.

[0264] Lab chemistries are optional but recommended. If chemistries are being monitored, then the phosphorus, potassium, and magnesium levels are monitored closely during the first two weeks of IDPN infusion.

[0265] Potassium levels are monitored during the first infusion of each of weeks one and two. Data are collected both pre- and post-infusion. A physician is notified if potassium levels reach 3.0 mEq/L. Potassium levels are adjusted if needed by one or more of the following methods: adjust the K⁺ content of the bath; provide additional oral potassium replacement; provide additional potassium-containing salts to the dialysis bag; provide additional potassium-containing salts intravenously separate from the dialysis bag, such salts including potassium phosphate and potassium acetate; and provide a snack with a high potassium content.

[0266] Phosphorous levels are monitored during the first infusion of each of weeks one and two. Data are collected both pre- and post-infusion. A physician is notified if phosphorous levels reach 2.0 mEq/L. Potassium levels are adjusted if needed by one or more of the following methods: modify the amount of the phosphate binder; provide oral phosphorus-containing medication; provide oral phosphorus-containing medication; provide additional phosphorus-containing salt replacements to the dialysis bag; provide additional phosphorus-containing salt replacements intravenously separate from the dialysis bag, such salts including sodium phosphate or potassium phosphate; and provide a snack with a high phosphorus content.

[0267] Magnesium levels are monitored during the first infusion of each of weeks one and two. Data are collected both pre- and post-infusion. A physician is notified if magnesium levels reach 1.5 mEq/L. Magnesium levels are adjusted if needed by one or more of the following methods: provide magnesium-containing compounds orally, provide a magnesium replacement to the dialysis bag, or provide a magnesium replacement via dialysis separate from the dialysis bag.

[0268] Baseline composite chemistries are obtained prior to the initiation of IDPN. Lab work for potassium, phosphorus, and magnesium is obtained as frequently as needed until deemed stable. Results of lab work are recorded, and a physician is consulted as to any changes in administration. Written orders are obtained for any medication changes/prescriptions. Written orders for any desired IDPN composition changes are obtained.

[0269] An IV lipid test dose is performed on the first treatment of the third week. Triglyceride levels are monitored prior to the first infusion of the third week. A physician is notified if triglyceride levels reach ≥ 300 mEq/L or $> 50\%$ baseline. If lipid levels must be lowered in a subject, the following procedure can be employed.

[0270] The subject's rate of caloric consumption is determined. The subject's lipid profile is determined and medication is prescribed as needed. The lipid levels in the IDPN composition are decreased to 0.15 gm/kg/hr. The subject's serum carnitine level is optionally determined. An intravenous lipid test dose

infusion is performed. Observations are made for signs of intolerance, for example, wheezing, nausea, dyspnea, flushing, hypotension, cyanosis, vomiting, chest or back pain, sweating, local site irritation, pressure over the eyes, headache, or elevated temperature. Wheezing and hypotension can indicate allergic reaction. If wheezing and hypotension are observed, the infusion is stopped and the physician is notified. If the test infusion is tolerated, the rate of infusion is escalated to the desired final rate of infusion. Triglyceride levels are recorded on the IDPN flowsheet. A physician is consulted for orders or changes in the solution composition.

[0271] Blood glucose levels for every administration (drawn from the arterial line) are obtained pre-infusion, 1-hour into infusion, and post infusion. Sliding scale coverage can be used; however, insulin regimens are advised.

[0272] Glucose levels in a subject are modulated if needed by the following method. Baseline blood sugar is determined using a sample from the arterial line and a glucose monitor. 1-hour and post blood sugar readings are taken for the first two weeks of therapy. The subject is monitored for signs of hyperglycemia, e.g. headache, nausea, thirst, flushing, weakness, and rapid respirations. Regular insulin coverage might be needed. Blood sugar coverage on a sliding scale can begin at blood sugar readings of greater than 150 mg/dL or greater than 200 mg/dL, but a physician is called for blood sugars readings greater than 350 mg/dL. Coverage orders are obtained when indicated for blood sugars greater than 350 mg/dL. Adjustment of the subject to the regimen can often correct the hyperglycemia without necessitating coverage. Insulin is checked hourly and glucose every 30 minutes. The blood sugar can drop after the IDPN infusion is discontinued. Subjects that are most susceptible include non-diabetic subjects, subjects receiving insulin coverage at the 1-hour mark, subjects receiving split dose insulin (NPH) that peaks during or near the cessation of the IDPN infusion. The subject might need to remain in the unit until stable, and is monitored for symptoms of hypoglycemia, e.g. headache, diplopia, dizziness, nervousness, cold sweat, nausea, and hunger. Hypoglycemia is treated with 2 teaspoons of sugar in a glass of fruit juice. Subjects eat or drink a snack about 30 minutes before the end of the IDPN infusion. The snack contains a source of protein and carbohydrate, for example, half of a meat sandwich or appropriate oral supplement. Blood glucose levels are recorded on the dialysis flowsheet.

[0273] Monthly chemistries to be monitored include dialyzer clearance rate, urea reduction ratio (URR), liver function of aminotransferases (LFT), and bicarbonate levels.

[0274] Dialyzer clearance rate is defined as Kt/V , wherein: K = mL blood/ min through a dialysis machine; t = time; and V = volume. A physician is notified if a subject's rate falls below 1.2, and/or the subject's URR falls below 65%. Increased protein provision can decrease the dialyzer clearance rate.

[0275] LFT describes the activity of alanine aminotransferase (ALT) and aspartate aminotransferase (AST) in the liver. A physician is notified if a subject's LFT elevates 2x above the baseline value.

[0276] A physician is also notified if a subject's bicarbonate levels fall below 22 mmol/L. K/DOQI Nutrition Guidelines advise serum HCO_3 levels be at 22 mmol/L. The replacement of bicarbonate is at the clinician's discretion.

[0277] Possible actions for these events include increase in treatment time; decrease in lipid or carbohydrate amounts with monitoring; oral repletion of bicarbonate; and additional acetate in the IDPN composition. Subjects exhibiting hypertension, congestive heart failure, or edema often benefit from oral repletion of calcium carbonate as an alternative to sodium carbonate or sodium acetate. An increase in treatment time necessitates reformulation of the IDPN solution.

PHYSICAL MONITORING

SYMPTOM	POSSIBLE CAUSE	POSSIBLE CORRECTIVE ACTION
Cramping	“Cold Shock”	Remove IDPN from refrigerator 12 hours before infusion.
	Deficiency State:	
	Potassium	Check serum level; consider oral repletion if GI status permits
	Calcium	Correct calcium deficit
	Magnesium	Correct magnesium deficit
	Carnitine	Obtain Carnitine level and provide IV carnitine as needed
Hypotension	Volume Deficit	Check calculation of UF goal; evaluate EDW; give additional NS as volume replacement
	Sodium Deficit	Add sodium salt to the IDPN solution
Shortness of Breath	Excess Volume	Consider total volume and decrease if indicated
	Rate too Rapid	Reduce rate of infusion
	Low Phosphorus	Check level; Replete if indicated
	Excess IV lipid	Do not exceed 4 mg/kg/min or 12.5 g/hr of IV lipid
Generalized Muscle Weakness or Tenderness	Mg Deficiency	Increase Magnesium in IDPN
	Carnitine Deficiency	Obtain serum level; replete with oral or IV Rx as indicated
	Selenium Deficiency	Obtain serum level; replete IV sodium Selenemite as indicated

[0278] A dietitian performs monthly nutritional assessments using Albumin, normalized protein catabolic rate (nPCR), and EDW, EDW changes, and anthropometric data. Assessment of subject tolerance, physical and metabolic, is rendered and assessment of current IDPN solution is reviewed. The dietitian confers with the physician for any recommended solution changes and obtains IDPN orders as indicated. The dietitian obtains the physician signature on any new IDPN orders, forwards to the IDPN provider, and continues to monitor monthly progress.

EXAMPLE 22: Epidemiological Study on IDPN Composition Infusions in Diabetic Subjects

[0279] Collected data were analyzed to evaluate the efficacy of low-volume, low-carbohydrate IDPN compositions that lacked lipids versus the efficacy of lipid-containing IDPN compositions with higher volumes and higher carbohydrate amounts. All compositions contained amino acids. Subject groups included: a) 41 diabetic adult subjects who had received high-volume IDPN compositions containing

amino acids, lipids, and carbohydrates, for at least 3 consecutive months (Group I); and b) 63 diabetic adult subjects who had received low-volume IDPN compositions containing amino acids, no lipids and a lesser amount of carbohydrates than the compositions of Group I, for at least 3 consecutive months (Group II). Baseline serum data were collected for all subjects in both groups. All subjects received hemodialysis by the same method of administration three times a week, uninterrupted over the course of therapy, with infusion times in the range of 3.25 – 3.50 hours. An individual subject received the same IDPN composition for the duration of the therapy. An analysis was performed comparing the baseline and 3 month serum albumin levels of both groups.

[0280] Among Group I diabetic subjects the baseline mean serum albumin was 2.93 ± 0.47 g/dL and the 3 month mean serum albumin was 3.10 ± 0.52 g/dL. Among Group II diabetic subjects, the mean baseline serum albumin was 2.86 ± 0.49 g/dL, and the 3 month mean serum albumin was 3.18 ± 0.33 g/dL. The mean increase in serum albumin among Group I subjects was 0.18 ± 0.37 g/dL and the mean serum increase among Group II subjects was 0.31 ± 0.48 g/dL. Figure 37 provides a graph of these data; in Figure 37: A) describes Group I subjects' baseline mean levels; B) describes Group I subjects' 3 month mean levels; C) describes Group II subjects' baseline mean levels; and D) describes Group II subjects' 3 month mean levels. The y-axis describes serum albumin levels in g/dL. A two sample t-test was performed on this data and a P value of 0.059 was calculated. Group II subjects, receiving the low-volume, low-carbohydrate, lipid-free IDPN composition, exhibited a greater serum albumin change in 3 months than did the subjects of group I, at a level approaching statistical significance. Not all subjects of either group responded to the therapy, and in a minority of cases, a subject exhibited depressed albumin levels at 3 months.

EXAMPLE 23: Epidemiological Study on IDPN Composition Infusions in Non-Diabetic Subjects

[0281] Collected data were analyzed to evaluate the efficacy of low-volume, low-carbohydrate IDPN compositions that lacked lipids versus the efficacy of lipid-containing IDPN compositions with higher volume and higher carbohydrate amounts. All compositions contained amino acids. Subject groups included: a) 42 non-diabetic adult subjects who had received the same high-volume IDPN composition, containing amino acids, lipids and carbohydrates, for at least 3 consecutive months (Group I); and b) 29 non-diabetic adult subjects who had received the same low volume IDPN composition, containing amino acids, no lipids and half the carbohydrates of the composition of Group I, for at least 3 consecutive months (Group II). Baseline serum data was collected for all subjects in both groups. All subjects received hemodialysis by the same method of administration three times a week, uninterrupted over the course of therapy, with infusion times in the range of 3.25 – 3.50 hours. Each individual subject received the same IDPN composition for the duration of the therapy. An analysis was performed comparing the baseline and 3 month serum albumin levels of both groups.

[0282] Among Group I non-diabetic subjects, the mean baseline serum albumin was 2.97 ± 0.55 g/dL and the 3 month mean serum albumin was 3.33 ± 0.56 g/dL. Among Group II non-diabetic subjects, the

mean baseline serum albumin was 2.84 ± 0.45 g/dL, and the 3 month mean serum albumin was 3.16 ± 0.49 g/dL. The mean increase in serum albumin among Group I subjects was 0.36 ± 0.43 g/dL and the mean increase in serum albumin among Group II subjects was 0.31 ± 0.75 g/dL. Figure 38 provides a graph of these data; in Figure 38: A) describes Group I subjects' baseline mean levels; B) describes Group I subjects' 3 month mean levels; C) describes Group II subjects' baseline mean levels; and D) describes Group II subjects' 3 month mean levels. The y-axis describes serum albumin levels in g/L. A two sample t-test was performed on this data and a P value of 0.35 was calculated, indicating that the results were consistent from Group I to Group II. Not all subjects responded to the therapy, and in a minority of cases, a subject exhibited depressed albumin levels at 3 months.

EXAMPLE 24: Epidemiological Study on IDPN Composition Infusions in Subjects Representing Statistical Outliers

[0283] The data from all subjects from Group I or Group II from either Example 22 or Example 23 that experienced an increase in serum albumin levels of greater than 1.0 g/dL were examined for statistical significance. Among Group I subjects (n=2), the mean baseline serum albumin was 2.70 ± 0.14 g/dL, and the three month mean serum albumin was 4.10 ± 0.14 g/dL. Analysis by t-test comparing the baseline mean to the three month mean provided a P value of 0.090. Among Group II subjects (n=10), the baseline mean was 2.06 ± 0.47 g/dL and the three month mean was 3.44 ± 0.34 g/dL. Analysis by t-test comparing the baseline to the three month mean provided a P value of < 0.005 . In comparing the increase in serum albumin levels of both groups, Group I exhibited a mean increase of 1.40 ± 0.28 g/dL, and Group II exhibited a mean increase of 1.32 ± 0.29 g/dL. Analysis by t-test of the increase in serum albumin levels between the two groups provided a P value of 0.762. The lack of statistical significance in these results is owed to the small n value of the subject set. The increases in albumin levels were consistent from Group I to Group II.

EXAMPLE 25: Preparation of an IDPN solution

[0284] To 340 mL aliquot of the amino acid stock mixture of Table II (15 g of amino acids per 100 mL) is added 33 mL of an aqueous dextrose stock solution (70 g dextrose per 100 mL). The total volume is diluted to 423 mL with an appropriate volume of fill (approximately 50 mL) to provide an IDPN composition containing 51 g of amino acids and 23 g of dextrose in a 423 mL solution (0.12 g/mL amino acids and 0.054 g/mL dextrose).

EXAMPLE 26: Preparation of an IDPN solution

[0285] To 340 mL aliquot of the amino acid stock mixture of Table II (15 g of amino acids per 100 mL) is added 33 mL of an aqueous dextrose stock solution (70 g dextrose per 100 mL) and 59 mL of a lipid

stock mixture (20 g lipids per 100 mL). The total volume is diluted to 482 mL with an appropriate volume of fill (approximately 50 mL) to provide an IDPN composition containing 51 g of amino acids, 23 g of dextrose, and 11.8 g of lipids in a 482 mL solution (0.11 g/mL amino acids, 0.048 g/mL dextrose, and 0.024 g/mL lipids).

EXAMPLE 27: Epidemiological Study on IDPN Composition Infusions.

[0286] Collected data were analyzed to evaluate the efficacy of low-volume, low-carbohydrate IDPN compositions that lacked lipids versus the efficacy of lipid-containing IDPN compositions with high-volume and high-carbohydrate amounts. All compositions contained amino acids. The low-volume compositions had a volume of about 37% of that of the corresponding high-volume compositions. High volume compositions contained 4-6 mg of carbohydrate per kg of subject body mass for subjects requiring carbohydrate control; 6-8 mg of carbohydrate per kg of subject body mass for subjects not requiring carbohydrate control; and lipids administered at the lower of 4 mg lipids per kg subject body mass per minute, or 12 g/hr. The amount of carbohydrates administered to an individual subject was related to the body mass of the individual subject, and the composition administered to each subject was formulated accordingly.

[0287] A total of 368 subjects began the study. 222 subjects received the low-volume IDPN compositions, and 146 subjects received the high-volume IDPN compositions. In the low-volume group, 21 subjects were disqualified for having base line albumin levels greater than 3.5 g/dL, and 1 for providing incomplete information. In the high-volume group, 19 subjects were disqualified for having base line serum albumin levels greater than 3.5 g/dL, and 2 for providing incomplete data. Of the 325 subjects who completed the study, 200 were in the low-volume group and 125 were in the high-volume group. 139 subjects in the low-volume group and 70 subjects in the high-volume group were diabetic. A survey of the body mass index of all subjects found that the average body mass index of the subjects in the low-volume, low-carbohydrate group was higher than that of the subjects in the high-volume, high-carbohydrate group.

[0288] A comparison was made of all subjects remaining in the low-volume and high-volume IDPN groups. The low-volume group had a baseline mean serum albumin of 2.90 ± 0.46 g/dL, and a 3 month mean serum albumin of 3.19 ± 0.39 g/dL. The high-volume group had a baseline mean serum albumin of 2.92 ± 0.45 g/dL, and a 3 month mean serum albumin of 3.17 ± 0.51 g/dL. The gain in mean serum albumin for the low-volume group was 0.29 ± 0.46 g/dL. The gain in mean serum albumin for the high-volume group was 0.24 ± 0.41 g/dL. Analysis by t-test resulted in a $p = 0.18$, above the threshold of $p = 0.05$ for statistical significance. The results are illustrated in Figure 39.

[0289] A separate comparison was made of the diabetic subjects receiving low-volume versus high-volume IDPN compositions. The diabetic low-volume group had a baseline mean serum albumin of 2.89 ± 0.48 g/dL, and a 3 month mean serum albumin of 3.21 ± 0.37 g/dL. The diabetic high-volume group had a baseline mean serum albumin of 2.92 ± 0.40 , and a 3 month mean serum albumin of 3.11 ± 0.49 g/dL. The gain in mean serum albumin for the diabetic low-volume group was 0.32 ± 0.47 g/dL. The gain in mean serum albumin for the diabetic high-volume group was 0.20 ± 0.35 . Analysis by t-test

resulted in a $p = 0.018$, below the threshold of $p = 0.05$ for statistical significance. The results are illustrated in Figure 40.

[0290] In this study, 15 subjects exhibited a mean serum albumin increase of > 1.0 g/dL. 14 of these 15 subjects had received the low-volume IDPN composition. 12 of these 14 were diabetic.

[0291] The low-volume, low-carbohydrate group, having a greater average body mass index than the high-volume, high-carbohydrate group, responded to therapy despite having larger physical size and higher caloric needs. This counter-intuitive observation suggests that subjects of varying body size can benefit from the advantages of the low-volume therapy.

[0292] FIGURE 41 illustrates the levels of increase or decrease in serum albumin among subjects receiving the low-volume IDPN composition. Subjects of sub-population A (33 subjects; 16% of total subjects receiving the low-volume IDPN composition) exhibited an albumin decrease of 0.01 to 0.5 g/dL. Subjects of sub-population B (15 subjects; 8% of total subjects receiving the low-volume IDPN composition) exhibited an albumin increase of 0 g/dL. Subjects of sub-population C (104 subjects; 51% of total subjects receiving the low-volume IDPN composition) exhibited an albumin increase of 0.01 to 0.5 g/dL. Subjects of sub-population D (31 subjects; 16% of total subjects receiving the low-volume IDPN composition) exhibited an albumin increase of 0.51 to 1 g/dL. Subjects of sub-population E (14 subjects; 7% of total subjects receiving the low-volume IDPN composition) exhibited an albumin increase of greater than 1 g/dL. Subjects of sub-population F (2 subjects; 1% of total subjects receiving the low-volume IDPN composition) exhibited an albumin decrease of greater than 1 g/dL. Subjects of sub-population G (1 subjects; 1% of total subjects receiving the low-volume IDPN composition) exhibited an albumin decrease of 0.51 to 1 g/dL.

[0293] FIGURE 42 illustrates the levels of increase or decrease in serum albumin among subjects receiving the high-volume IDPN composition. Subjects of sub-population A (24 subjects; 19% of total subjects receiving the high-volume IDPN composition) exhibited an albumin decrease of 0.01 to 0.5 g/dL. Subjects of sub-population B (8 subjects; 6% of total subjects receiving the high-volume IDPN composition) exhibited an albumin increase of 0 g/dL. Subjects of sub-population C (62 subjects; 49% of total subjects receiving the high-volume IDPN composition) exhibited an albumin increase of 0.01 to 0.5 g/dL. Subjects of sub-population D (27 subjects; 22% of total subjects receiving the high-volume IDPN composition) exhibited an albumin increase of 0.51 to 1 g/dL. Subjects of sub-population E (1 subjects; 1% of total subjects receiving the high-volume IDPN composition) exhibited an albumin increase of greater than 1 g/dL. Subjects of sub-population F (1 subjects; 1% of total subjects receiving the high-volume IDPN composition) exhibited an albumin decrease of greater than 1 g/dL. Subjects of sub-population G (2 subjects; 2% of total subjects receiving the high-volume IDPN composition) exhibited an albumin decrease of 0.51 to 1 g/dL.

[0294] FIGURE 43 illustrates the levels of increase or decrease in serum albumin among diabetic subjects to the low-volume IDPN composition. Subjects of sub-population A (22 subjects; 16% of diabetic subjects receiving the low-volume IDPN composition) exhibited an albumin decrease of 0.01 to 0.5 g/dL. Subjects of sub-population B (14 subjects; 10% of diabetic subjects receiving the low-volume

IDPN composition) exhibited an albumin increase of 0 g/dL. Subjects of sub-population C (71 subjects; 50% of diabetic subjects receiving the low-volume IDPN composition) exhibited an albumin increase of 0.01 to 0.5 g/dL. Subjects of sub-population D (19 subjects; 14% of diabetic subjects receiving the low-volume IDPN composition) exhibited an albumin increase of 0.51 to 1 g/dL. Subjects of sub-population E (12 subjects; 9% of diabetic subjects receiving the low-volume IDPN composition) exhibited an albumin increase of greater than 1 g/dL. Subjects of sub-population F (1 subjects; 1% of diabetic subjects receiving the low-volume IDPN composition) exhibited an albumin decrease of greater than 1 g/dL. Zero subjects receiving the low-volume IDPN composition exhibited an albumin decrease of 0.51 to 1 g/dL. [0295] **FIGURE 44** illustrates the levels of increase or decrease in serum albumin among non-diabetic subjects to the low-volume IDPN composition. Subjects of sub-population A (11 subjects; 18% of non-diabetic subjects receiving the low-volume IDPN composition) exhibited an albumin decrease of 0.01 to 0.5 g/dL. Subjects of sub-population B (1 subjects; 2% of non-diabetic subjects receiving the low-volume IDPN composition) exhibited an albumin increase of 0 g/dL. Subjects of sub-population C (33 subjects; 53% of non-diabetic subjects receiving the low-volume IDPN composition) exhibited an albumin increase of 0.01 to 0.5 g/dL. Subjects of sub-population D (12 subjects; 20% of non-diabetic subjects receiving the low-volume IDPN composition) exhibited an albumin increase of 0.51 to 1 g/dL. Subjects of sub-population E (2 subjects; 3% of non-diabetic subjects receiving the low-volume IDPN composition) exhibited an albumin increase of greater than 1 g/dL. Subjects of sub-population F (1 subjects; 2% of non-diabetic subjects receiving the low-volume IDPN composition) exhibited an albumin decrease of greater than 1 g/dL. Subjects of sub-population G (1 subjects; 2% of non-diabetic subjects receiving the low-volume IDPN composition) exhibited an albumin decrease of 0.51 to 1 g/dL.

What is claimed is:

1. A sterile aqueous composition for parenteral administration comprising:
 - a) between 2 and 26 g of dextrose; and
 - b) between 12 and 45 g of amino acids,wherein the composition is dosage form having a volume less than 450 mL.
2. A sterile aqueous composition for parenteral administration comprising:
 - a) between 2 and 26 g of dextrose;
 - b) between 12 and 45 g of amino acids; and
 - b) between 8 and 25 g of lipids.
3. The composition of claim 1, wherein the amino acids comprise seventeen amino acids.
4. The composition of claim 3 wherein the seventeen amino acids are lysine, leucine, phenylalanine, valine, histidine, isoleucine, methionine, threonine, tryptophan, alanine, arginine, glycine, proline, glutamic acid, serine, aspartic acid, and tyrosine.
5. The composition of claim 1, further comprising lipids.
6. The composition of claim 5, wherein the lipids are present in the aqueous composition in an amount between 5 to 30% mass/volume.
7. The composition of claim 5, wherein the lipids are present in the aqueous composition in an amount less than 5% mass/volume.
8. The composition of claim 1, further comprising micronutrients.
9. The composition of claim 1, wherein the composition is contained within a sterile container suitable for parenteral administration of the aqueous composition.
10. A method for treating malnutrition in a hemodialysis subject in need thereof, the method comprising formulating an aqueous composition comprising between 1 and 10 % mass/volume of dextrose, 7 to 20% mass/volume of amino acids and less than 5% mass/volume of lipids based on a body mass measurement of the subject and parenterally administering said aqueous composition in conjunction with the hemodialysis.
11. The method of claim 10, wherein said subject has a body mass less than 34 kg.

12. The method of claim 10, wherein treating said malnutrition comprises raising said subject's albumin levels by 0.2-0.4 g/dL in 1 to 3 months.
13. The method of claim 10, wherein treating said malnutrition comprises raising said subject's albumin levels to 3.8 g/ dL.
14. The method of claim 10, wherein said aqueous composition comprises between 2 and 7% dextrose and between 9 and 16% amino acids.
15. The method of claim 10, wherein said hemodialysis is performed with a Fresenius 2008 series, a B.Braun Dialog+, a Gambro Phoenix System, a Redy 2000, a Baxter SPS550/1550, an Althin 1000, an Althin Altratouch 1000, an Althin Tina, a Meridian, an Aurora system 1000, a NxStage System, or a Fresenius 2008K dialysis machine.
16. The method of claim 10, wherein said aqueous composition is introduced into a hemodialysis machine by a venous drip chamber.
17. The method of claim 10, wherein said subject is administered said aqueous composition 1-5 times per week.
18. The method of claim 10, wherein said subject's albumin levels increase by 0.1 g/deciliter within three months after the first administration of said composition.
19. The method of claim 10, wherein said subject's albumin levels increase by 0.2 g/deciliter within three months after the first administration of said composition.
20. The method of claim 10, wherein said subject is from about 1 to about 18 years old.
21. The method of claim 10, wherein said composition is less than 430 mL in volume.
22. The method of claim 10, wherein said subject has reduced side effects associated with infusion of an aqueous composition during dialysis.
23. The method of claim 22, wherein said side effects are dyspnea, increased respiratory rate, rhonchi, edema, hypertension, hernia, or anxiety.

24. The method of claim 10, wherein said subject has reduced occurrence of hyperglycemia during dialysis.
25. The method of claim 10, wherein said subject has reduced fluid accumulation during dialysis.
26. The method claim 10, wherein said subject has diabetes.
27. The method of claim 10, wherein the aqueous composition does not comprise lipids.
28. The method of claim 10, wherein the parenteral administration takes place over a time frame, wherein the time frame is based on a body mass measurement of the subject.
29. A method of treating malnutrition in a pediatric hemodialysis subject, the method comprising parenterally administering a sterile aqueous composition to the subject, the composition comprising: an amount of dextrose from about 4 g to about 19 g and an amount of amino acids from about 13.5 g to about 42 g in a total volume of about 124 mL to about 357 mL, wherein the subject has a body mass of from 9 kg to 33 kg, wherein the administering is done at an infusion rate of from 17 mL/hour to 127 mL/hour.
30. The method of claim 29, wherein:
- a) the amount of dextrose is 4 g, the amount of amino acids is 13.5 g, the total volume is 124 mL, and the infusion rate is 23 mL/hour or 45 mL/hour when the subject has a body mass of from 9 kg to 12 kg;
 - b) the amount of dextrose is 6 g, the amount of amino acids is 19.5 g, the total volume is 156 mL, and the infusion rate is 28 mL/hour or 57 mL/hour when the subject has a body mass of from 13 kg to 17 kg;
 - c) the amount of dextrose is 9 g, the amount of amino acids is 27 g, the total volume is 198 mL, and the infusion rate is 36 mL/hour or 72 mL/hour when the subject has a body mass of from 18 kg to 22 kg;
 - d) the amount of dextrose is 11 g, the amount of amino acids is 34.5 g, the total volume is 239 mL, and the infusion rate is 43 mL/hour or 87 mL/hour when the subject has a body mass of from 23 kg to 27 kg; and
 - e) the amount of dextrose is 14 g, the amount of amino acids is 42 g, the total volume is 280 mL, and the infusion rate is 51 mL/hour or 102 mL/hour when the subject has a body mass of from 28 kg to 33 kg.
31. The method of claim 29, wherein:

a) the amount of dextrose is 5 g, the amount of amino acids is 13.5 g, the total volume is 125 mL, and the infusion rate is 19 mL/hour or 39 mL/hour when the subject has a body mass of from 9 kg to 12 kg;

b) the amount of dextrose is 8 g, the amount of amino acids is 19.5 g, the total volume is 158 mL, and the infusion rate is 24 mL/hour or 49 mL/hour when the subject has a body mass of from 13 kg to 17 kg;

c) the amount of dextrose is 10.5 g, the amount of amino acids is 27 g, the total volume is 200 mL, and the infusion rate is 31 mL/hour or 62 mL/hour when the subject has a body mass of from 18 kg to 22 kg;

d) the amount of dextrose is 13 g, the amount of amino acids is 34.5 g, the total volume is 242 mL, and the infusion rate is 37 mL/hour or 74 mL/hour when the subject has a body mass of from 23 kg to 27 kg; and

e) the amount of dextrose is 16 g, the amount of amino acids is 42 g, the total volume is 283 mL, and the infusion rate is 44 mL/hour or 87 mL/hour when the subject has a body mass of from 28 kg to 33 kg.

32. The method of claim 29, wherein:

a) the amount of dextrose is 6 g, the amount of amino acids is 13.5 g, the total volume is 127 mL, and the infusion rate is 17 mL/hour or 34 mL/hour when the subject has a body mass of from 9 kg to 12 kg;

b) the amount of dextrose is 9 g, the amount of amino acids is 19.5 g, the total volume is 160 mL, and the infusion rate is 21 mL/hour or 43 mL/hour when the subject has a body mass of from 13 kg to 17 kg;

c) the amount of dextrose is 12 g, the amount of amino acids is 27 g, the total volume is 202 mL, and the infusion rate is 27 mL/hour or 54 mL/hour when the subject has a body mass of from 18 kg to 22 kg;

d) the amount of dextrose is 15.5 g, the amount of amino acids is 34.5 g, the total volume is 245 mL, and the infusion rate is 33 mL/hour or 65 mL/hour when the subject has a body mass of from 23 kg to 27 kg; and

e) the amount of dextrose is 19 g, the amount of amino acids is 42 g, the total volume is 287 mL, and the infusion rate is 38 mL/hour or 77 mL/hour when the subject has a body mass of from 28 kg to 33 kg.

33. The method of claim 29, wherein:

a) the amount of dextrose is 4 g, the amount of amino acids is 13.5 g, the total volume is 146 mL, and the infusion rate is 27 mL/hour or 53 mL/hour when the subject has a body mass of from 9 kg to 12 kg;

b) the amount of dextrose is 6 g, the amount of amino acids is 19.5 g, the total volume is 189 mL, and the infusion rate is 34 mL/hour or 69 mL/hour when the subject has a body mass of from 13 kg to 17 kg;

c) the amount of dextrose is 9 g, the amount of amino acids is 27 g, the total volume is 243 mL, and the infusion rate is 44 mL/hour or 88 mL/hour when the subject has a body mass of from 18 kg to 22 kg;

d) the amount of dextrose is 11 g, the amount of amino acids is 34.5 g, the total volume is 296 mL, and the infusion rate is 54 mL/hour or 108 mL/hour when the subject has a body mass of from 23 kg to 27 kg; and

e) the amount of dextrose is 14 g, the amount of amino acids is 42 g, the total volume is 350 mL, and the infusion rate is 64 mL/hour or 127 mL/hour when the subject has a body mass of from 28 kg to 33 kg.

34. The method of claim 29, wherein:

a) the amount of dextrose is 5 g, the amount of amino acids is 13.5 g, the total volume is 147 mL, and the infusion rate is 23 mL/hour or 45 mL/hour when the subject has a body mass of from 9 kg to 12 kg;

b) the amount of dextrose is 8 g, the amount of amino acids is 19.5 g, the total volume is 191 mL, and the infusion rate is 29 mL/hour or 59 mL/hour when the subject has a body mass of from 13 kg to 17 kg;

c) the amount of dextrose is 10.5 g, the amount of amino acids is 27 g, the total volume is 245 mL, and the infusion rate is 38 mL/hour or 75 mL/hour when the subject has a body mass of from 18 kg to 22 kg;

d) the amount of dextrose is 13 g, the amount of amino acids is 34.5 g, the total volume is 299 mL, and the infusion rate is 46 mL/hour or 92 mL/hour when the subject has a body mass of from 23 kg to 27 kg; and

e) the amount of dextrose is 16 g, the amount of amino acids is 42 g, the total volume is 353 mL, and the infusion rate is 54 mL/hour or 109 mL/hour when the subject has a body mass of from 28 kg to 33 kg.

35. The method of claim 29, wherein:

a) the amount of dextrose is 6 g, the amount of amino acids is 13.5 g, the total volume is 149 mL, and the infusion rate is 20 mL/hour or 40 mL/hour when the subject has a body mass of from 9 kg to 12 kg;

b) the amount of dextrose is 9 g, the amount of amino acids is 19.5 g, the total volume is 193 mL, and the infusion rate is 26 mL/hour or 51 mL/hour when the subject has a body mass of from 13 kg to 17 kg;

c) the amount of dextrose is 12 g, the amount of amino acids is 27 g, the total volume is 247 mL, and the infusion rate is 33 mL/hour or 66 mL/hour when the subject has a body mass of from 18 kg to 22 kg;

d) the amount of dextrose is 15.5 g, the amount of amino acids is 34.5 g, the total volume is 302 mL, and the infusion rate is 40 mL/hour or 81 mL/hour when the subject has a body mass of from 23 kg to 27 kg; and

e) the amount of dextrose is 19 g, the amount of amino acids is 42 g, the total volume is 357 mL, and the infusion rate is 48 mL/hour or 95 mL/hour when the subject has a body mass of from 28 kg to 33 kg.

36. A method of treating malnutrition in a hemodialysis subject, the method comprising parenterally administering a sterile aqueous composition to the subject, the composition comprising: an amount of dextrose from about 17 g to about 47 g and an amount of amino acids from about 51 g to about 105 g in a total volume of about 329 mL to about 817 mL, wherein the subject has a body mass of from 34 kg to at least 70 kg, wherein the administering is done at an infusion rate of from 45 mL/hour to 290 mL/hour.

37. The method of claim 36, wherein:

a) the amount of dextrose is 17 g, the amount of amino acids is 51 g, the total volume is 329 mL, and the infusion rate is 60 mL/hour or 120 mL/hour when the subject has a body mass of from 34 kg to 39 kg;

b) the amount of dextrose is 20 g, the amount of amino acids is 60 g, the total volume is 379 mL, and the infusion rate is 70 mL/hour or 140 mL/hour when the subject has a body mass of from 40 kg to 44 kg;

c) the amount of dextrose is 22 g, the amount of amino acids is 68 g, the total volume is 421 mL, and the infusion rate is 80 mL/hour or 155 mL/hour when the subject has a body mass of from 45 kg to 51 kg;

d) the amount of dextrose is 26 g, the amount of amino acids is 78 g, the total volume is 477 mL, and the infusion rate is 90 mL/hour or 175 mL/hour when the subject has a body mass of from 52 kg to 59 kg;

e) the amount of dextrose is 30 g, the amount of amino acids is 90 g, the total volume is 543 mL, and the infusion rate is 100 mL/hour or 200 mL/hour when the subject has a body mass of from 60 kg to 69 kg; and

f) the amount of dextrose is 35 g, the amount of amino acids is 105 g, the total volume is 625 mL, and the infusion rate is 115 mL/hour or 230 mL/hour when the subject has a body mass of greater than 70 kg.

38. The method of claim 36, wherein:

a) the amount of dextrose is 23 g, the amount of amino acids is 51 g, the total volume is 338 mL, and the infusion rate is 45 mL/hour or 90 mL/hour when the subject has a body mass of from 34 kg to 39 kg;

b) the amount of dextrose is 27 g, the amount of amino acids is 60 g, the total volume is 389 mL, and the infusion rate is 55 mL/hour or 105 mL/hour when the subject has a body mass of from 40 kg to 44 kg;

c) the amount of dextrose is 30 g, the amount of amino acids is 68 g, the total volume is 433 mL, and the infusion rate is 60 mL/hour or 115 mL/hour when the subject has a body mass of from 45 kg to 51 kg;

d) the amount of dextrose is 35 g, the amount of amino acids is 78 g, the total volume is 490 mL, and the infusion rate is 65 mL/hour or 130 mL/hour when the subject has a body mass of from 52 kg to 59 kg;

e) the amount of dextrose is 41 g, the amount of amino acids is 90 g, the total volume is 559 mL, and the infusion rate is 75 mL/hour or 150 mL/hour when the subject has a body mass of from 60 kg to 69 kg; and

f) the amount of dextrose is 47 g, the amount of amino acids is 105 g, the total volume is 642 mL, and the infusion rate is 85 mL/hour or 175 mL/hour when the subject has a body mass of greater than 70 kg.

39. The method of claim 36, wherein:

a) the amount of dextrose is 20 g, the amount of amino acids is 51 g, the total volume is 334 mL, and the infusion rate is 50 mL/hour or 105 mL/hour when the subject has a body mass of from 34 kg to 39 kg;

b) the amount of dextrose is 23 g, the amount of amino acids is 60 g, the total volume is 383 mL, and the infusion rate is 60 mL/hour or 120 mL/hour when the subject has a body mass of from 40 kg to 44 kg;

c) the amount of dextrose is 26 g, the amount of amino acids is 68 g, the total volume is 427 mL, and the infusion rate is 65 mL/hour or 135 mL/hour when the subject has a body mass of from 45 kg to 51 kg;

d) the amount of dextrose is 30 g, the amount of amino acids is 78 g, the total volume is 483 mL, and the infusion rate is 75 mL/hour or 150 mL/hour when the subject has a body mass of from 52 kg to 59 kg;

e) the amount of dextrose is 35 g, the amount of amino acids is 90 g, the total volume is 550 mL, and the infusion rate is 85 mL/hour or 170 mL/hour when the subject has a body mass of from 60 kg to 69 kg; and

f) and the amount of dextrose is 41 g, the amount of amino acids is 105 g, the total volume is 635 mL, and the infusion rate is 100 mL/hour or 195 mL/hour when the subject has a body mass of greater than 70 kg.

40. The method of claim 36, wherein:

- a) the amount of dextrose is 17 g, the amount of amino acids is 51 g, the total volume is 414 mL, and the infusion rate is 75 mL/hour or 150 mL/hour when the subject has a body mass of from 34 kg to 39 kg;
- b) the amount of dextrose is 20 g, the amount of amino acids is 60 g, the total volume is 479 mL, and the infusion rate is 90 mL/hour or 175 mL/hour when the subject has a body mass of from 40 kg to 44 kg;
- c) the amount of dextrose is 22 g, the amount of amino acids is 68 g, the total volume is 536 mL, and the infusion rate is 100 mL/hour or 195 mL/hour when the subject has a body mass of from 45 kg to 51 kg;
- d) the amount of dextrose is 26 g, the amount of amino acids is 78 g, the total volume is 607 mL, and the infusion rate is 110 mL/hour or 220 mL/hour when the subject has a body mass of from 52 kg to 59 kg;
- e) the amount of dextrose is 30 g, the amount of amino acids is 90 g, the total volume is 693 mL, and the infusion rate is 130 mL/hour or 255 mL/hour when the subject has a body mass of from 60 kg to 69 kg; and
- f) the amount of dextrose is 35 g, the amount of amino acids is 105 g, the total volume is 800 mL, and the infusion rate is 145 mL/hour or 290 mL/hour when the subject has a body mass of greater than 70 kg.

41. The method of claim 36, wherein:

- a) the amount of dextrose is 23 g, the amount of amino acids is 51 g, the total volume is 423 mL, and the infusion rate is 60 mL/hour or 115 mL/hour when the subject has a body mass of from 34 kg to 39 kg;
- b) the amount of dextrose is 27 g, the amount of amino acids is 60 g, the total volume is 489 mL, and the infusion rate is 65 mL/hour or 130 mL/hour when the subject has a body mass of from 40 kg to 44 kg;
- c) the amount of dextrose is 30 g, the amount of amino acids is 68 g, the total volume is 548 mL, and the infusion rate is 75 mL/hour or 145 mL/hour when the subject has a body mass of from 45 kg to 51 kg;
- d) the amount of dextrose is 35 g, the amount of amino acids is 78 g, the total volume is 620 mL, and the infusion rate is 85 mL/hour or 165 mL/hour when the subject has a body mass of from 52 kg to 59 kg;
- e) the amount of dextrose is 41 g, the amount of amino acids is 90 g, the total volume is 709 mL, and the infusion rate is 95 mL/hour or 190 mL/hour when the subject has a body mass of from 60 kg to 69 kg; and

f) the amount of dextrose is 47 g, the amount of amino acids is 105 g, the total volume is 817 mL, and the infusion rate is 110 mL/hour or 220 mL/hour when the subject has a body mass of greater than 70 kg.

42. The method of claim 36, wherein:

a) the amount of dextrose is 20 g, the amount of amino acids is 51 g, the total volume is 419 mL, and the infusion rate is 65 mL/hour or 130 mL/hour when the subject has a body mass of from 34 kg to 39 kg;

b) the amount of dextrose is 23 g, the amount of amino acids is 60 g, the total volume is 483 mL, and the infusion rate is 75 mL/hour or 150 mL/hour when the subject has a body mass of from 40 kg to 44 kg;

c) the amount of dextrose is 26 g, the amount of amino acids is 68 g, the total volume is 542 mL, and the infusion rate is 85 mL/hour or 170 mL/hour when the subject has a body mass of from 45 kg to 51 kg;

d) the amount of dextrose is 30 g, the amount of amino acids is 78 g, the total volume is 613 mL, and the infusion rate is 95 mL/hour or 190 mL/hour when the subject has a body mass of from 52 kg to 59 kg;

e) the amount of dextrose is 35 g, the amount of amino acids is 90 g, the total volume is 700 mL, and the infusion rate is 110 mL/hour or 215 mL/hour when the subject has a body mass of from 60 kg to 69 kg; and

f) the amount of dextrose is 41 g, the amount of amino acids is 105 g, the total volume is 809 mL, and the infusion rate is 125 mL/hour or 250 mL/hour when the subject has a body mass of greater than 70 kg.

43. A method of treating malnutrition in a hemodialysis subject, the method comprising parenterally administering a sterile aqueous composition to the subject, the composition comprising: an amount of dextrose from about 17 g to about 47 g, an amount of amino acids from about 51 g to about 105 g, and an amount of lipids from 8.6 g about to about 24 in a total volume of about 372 mL to about 937 mL, wherein the subject has a body mass of at least 34 kg, wherein the administering is done at an infusion rate of from 45 mL/hour to 325 mL/hour.

44. The method of claim 43, wherein:

a) the amount of dextrose is 17 g, the amount of amino acids is 51 g, the amount of lipids is 8.6 g, the total volume is 372 mL, and the infusion rate is 60 mL/hour, 120 mL/hour, or 135 mL/hour when the subject has a body mass of from 34 kg to 39 kg;

b) the amount of dextrose is 20 g, the amount of amino acids is 60 g, the amount of lipids is 10.2 g, the total volume is 430 mL, and the infusion rate is 70 mL/hour, 140 mL/hour, or 160 mL/hour when the subject has a body mass of from 40 kg to 44 kg;

c) the amount of dextrose is 22 g, the amount of amino acids is 68 g, the amount of lipids is 11.2 g, the total volume is 477 mL, and the infusion rate is 80 mL/hour, 155 mL/hour, or 175 mL/hour when the subject has a body mass of from 45 kg to 51 kg;

d) the amount of dextrose is 26 g, the amount of amino acids is 78 g, the amount of lipids is 13.2 g, the total volume is 543 mL, and the infusion rate is 90 mL/hour, 175 mL/hour, or 200 mL/hour when the subject has a body mass of from 52 kg to 59 kg;

e) the amount of dextrose is 30 g, the amount of amino acids is 90 g, the amount of lipids is 15.2 g, the total volume is 619 mL, and the infusion rate is 100 mL/hour, 200 mL/hour, or 225 mL/hour when the subject has a body mass of from 60 kg to 69 kg; and

f) the amount of dextrose is 35 g, the amount of amino acids is 105 g, the amount of lipids is 17.8 g, the total volume is 715 mL, and the infusion rate is 115 mL/hour, 230 mL/hour, or 260 mL/hour when the subject has a body mass of at least 70 kg.

45. The method of claim 43, wherein:

a) the amount of dextrose is 23 g, the amount of amino acids is 51 g, the amount of lipids is 11.8 g, the total volume is 197 mL, and the infusion rate is 45 mL/hour, 90 mL/hour, or 110 mL/hour when the subject has a body mass of from 34 kg to 39 kg;

b) the amount of dextrose is 27 g, the amount of amino acids is 60 g, the amount of lipids is 13.8 g, the total volume is 458 mL, and the infusion rate is 55 mL/hour, 105 mL/hour, or 125 mL/hour when the subject has a body mass of from 40 kg to 44 kg;

c) the amount of dextrose is 30 g, the amount of amino acids is 68 g, the amount of lipids is 15.2 g, the total volume is 509 mL, and the infusion rate is 60 mL/hour, 115 mL/hour, or 135 mL/hour when the subject has a body mass of from 45 kg to 51 kg;

d) the amount of dextrose is 35 g, the amount of amino acids is 78 g, the amount of lipids is 17.8 g, the total volume is 579 mL, and the infusion rate is 65 mL/hour, 130 mL/hour, or 155 mL/hour when the subject has a body mass of from 52 kg to 59 kg;

e) the amount of dextrose is 41 g, the amount of amino acids is 90 g, the amount of lipids is 21 g, the total volume is 664 mL, and the infusion rate is 75 mL/hour, 150 mL/hour, or 180 mL/hour when the subject has a body mass of from 60 kg to 69 kg; and

f) the amount of dextrose is 47 g, the amount of amino acids is 105 g, the amount of lipids is 24 g, the total volume is 762 mL, and the infusion rate is 85 mL/hour, 175 mL/hour, or 205 mL/hour when the subject has a body mass of at least 70 kg.

46. The method of claim 43, wherein:

a) the amount of dextrose is 20 g, the amount of amino acids is 51 g, the amount of lipids is 10.2 g, the total volume is 385 mL, and the infusion rate is 55 mL/hour, 105 mL/hour, or 120 mL/hour when the subject has a body mass of from 34 kg to 39 kg;

b) the amount of dextrose is 23 g, the amount of amino acids is 60 g, the amount of lipids is 11.8 g, the total volume is 442 mL, and the infusion rate is 60 mL/hour, 120 mL/hour, or 140 mL/hour when the subject has a body mass of from 40 kg to 44 kg;

c) the amount of dextrose is 26 g, the amount of amino acids is 68 g, the amount of lipids is 13.3 g, the total volume is 493 mL, and the infusion rate is 65 mL/hour, 135 mL/hour, or 155 mL/hour when the subject has a body mass of from 45 kg to 51 kg;

d) the amount of dextrose is 30 g, the amount of amino acids is 78 g, the amount of lipids is 15.2 g, the total volume is 559 mL, and the infusion rate is 75 mL/hour, 150 mL/hour, or 175 mL/hour when the subject has a body mass of from 52 kg to 59 kg;

e) the amount of dextrose is 35 g, the amount of amino acids is 90 g, the amount of lipids is 17.8 g, the total volume is 639 mL, and the infusion rate is 85 mL/hour, 170 mL/hour, or 200 mL/hour when the subject has a body mass of from 60 kg to 69 kg; and

f) the amount of dextrose is 41 g, the amount of amino acids is 105 g, the amount of lipids is 21 g, the total volume is 739 mL, and the infusion rate is 100 mL/hour, 195 mL/hour, or 230 mL/hour when the subject has a body mass of at least 70 kg.

47. The method of claim 43, wherein:

a) the amount of dextrose is 17 g, the amount of amino acids is 51 g, the amount of lipids is 8.6 g, the total volume is 457 mL, and the infusion rate is 75 mL/hour, 150 mL/hour, or 170 mL/hour when the subject has a body mass of from 34 kg to 39 kg;

b) the amount of dextrose is 20 g, the amount of amino acids is 60 g, the amount of lipids is 10.2 g, the total volume is 530 mL, and the infusion rate is 90 mL/hour, 175 mL/hour, or 195 mL/hour when the subject has a body mass of from 40 kg to 44 kg;

c) the amount of dextrose is 22 g, the amount of amino acids is 68 g, the amount of lipids is 11.2 g, the total volume is 590 mL, and the infusion rate is 100 mL/hour, 195 mL/hour, or 215 mL/hour when the subject has a body mass of from 45 kg to 51 kg;

d) the amount of dextrose is 26 g, the amount of amino acids is 78 g, the amount of lipids is 13.2 g, the total volume is 673 mL, and the infusion rate is 110 mL/hour, 220 mL/hour, or 245 mL/hour when the subject has a body mass of from 52 kg to 59 kg;

e) the amount of dextrose is 30 g, the amount of amino acids is 90 g, the amount of lipids is 15.2 g, the total volume is 769 mL, and the infusion rate is 130 mL/hour, 255 mL/hour, or 280 mL/hour when the subject has a body mass of from 60 kg to 69 kg; and

f) the amount of dextrose is 35 g, the amount of amino acids is 105 g, the amount of lipids is 17.8 g, the total volume is 889 mL, and the infusion rate is 145 mL/hour, 290 mL/hour, or 325 mL/hour when the subject has a body mass of at least 70 kg.

48. The method of claim 43, wherein:

a) the amount of dextrose is 23 g, the amount of amino acids is 51 g, the amount of lipids is 11.8 g, the total volume is 482 mL, and the infusion rate is 60 mL/hour, 115 mL/hour, or 130 mL/hour when the subject has a body mass of from 34 kg to 39 kg;

b) the amount of dextrose is 27 g, the amount of amino acids is 60 g, the amount of lipids is 13.8 g, the total volume is 558 mL, and the infusion rate is 65 mL/hour, 130 mL/hour, or 150 mL/hour when the subject has a body mass of from 40 kg to 44 kg;

c) the amount of dextrose is 30 g, the amount of amino acids is 68 g, the amount of lipids is 15.2 g, the total volume is 622 mL, and the infusion rate is 75 mL/hour, 145 mL/hour, or 165 mL/hour when the subject has a body mass of from 45 kg to 51 kg;

d) the amount of dextrose is 35 g, the amount of amino acids is 78 g, the amount of lipids is 17.8 g, the total volume is 709 mL, and the infusion rate is 85 mL/hour, 165 mL/hour, or 190 mL/hour when the subject has a body mass of from 52 kg to 59 kg;

e) the amount of dextrose is 41 g, the amount of amino acids is 90 g, the amount of lipids is 21 g, the total volume is 814 mL, and the infusion rate is 95 mL/hour, 190 mL/hour, or 220 mL/hour when the subject has a body mass of from 60 kg to 69 kg; and

f) the amount of dextrose is 47 g, the amount of amino acids is 105 g, the amount of lipids is 24 g, the total volume is 937 mL, and the infusion rate is 110 mL/hour, 220 mL/hour, or 250 mL/hour when the subject has a body mass of at least 70 kg.

49. The method of claim 43, wherein:

a) the amount of dextrose is 20 g, the amount of amino acids is 51 g, the amount of lipids is 10.2 g, the total volume is 470 mL, and the infusion rate is 65 mL/hour, 130 mL/hour, or 145 mL/hour when the subject has a body mass of from 34 kg to 39 kg;

b) the amount of dextrose is 23 g, the amount of amino acids is 60 g, the amount of lipids is 11.8 g, the total volume is 542 mL, and the infusion rate is 75 mL/hour, 150 mL/hour, or 170 mL/hour when the subject has a body mass of from 40 kg to 44 kg;

c) the amount of dextrose is 26 g, the amount of amino acids is 68 g, the amount of lipids is 13.2 g, the total volume is 606 mL, and the infusion rate is 85 mL/hour, 170 mL/hour, or 190 mL/hour when the subject has a body mass of from 45 kg to 51 kg;

d) the amount of dextrose is 30 g, the amount of amino acids is 78 g, the amount of lipids is 15.2 g, the total volume is 689 mL, and the infusion rate is 95 mL/hour, 190 mL/hour, or 215 mL/hour when the subject has a body mass of from 52 kg to 59 kg;

e) the amount of dextrose is 35 g, the amount of amino acids is 90 g, the amount of lipids is 17.8 g, the total volume is 789 mL, and the infusion rate is 110 mL/hour, 215 mL/hour, or 245 mL/hour when the subject has a body mass of from 60 kg to 69 kg; and

f) the amount of dextrose is 41 g, the amount of amino acids is 105 g, the amount of lipids is 21 g, the total volume is 914 mL, and the infusion rate is 125 mL/hour, 250 mL/hour, or 285 mL/hour when the subject has a body mass of at least 70 kg.

Subject Body Mass	Volume of Dextrose stock solution (70% mass/ volume)	Mass Dextrose	Volume of Amino Acid stock solution (20% mass/ volume)	Mass Amino Acids	Total Volume (Including 50 mL fill)	Total Energy	Final mass/volume concentration of dextrose (D) and amino acids (AA)
34 - 39 kg	29 mL	20 g	255 mL	51 g	334 mL	272 kcal	D 5.9% AA 15.3%
40 - 44 kg	33 mL	23 g	300 mL	60 g	383 mL	318 kcal	D 6.0% AA 15.7%
45 - 51 kg	37 mL	26 g	340 mL	68 g	427 mL	360 kcal	D 6.1% AA 15.9%
52 - 59 kg	43 mL	30 g	390 mL	78 g	483 mL	414 kcal	D 6.2% AA 16.1%
60 - 69 kg	50 mL	35 g	450 mL	90 g	550 mL	479 kcal	D 6.4% AA 16.4%
70 + kg	59 mL	41 g	525 mL	105 g	635 mL	560 kcal	D 6.5% AA 16.6%

FIGURE 1

Subject Body Mass	Week 1 Infusion Rate	Week 2 Infusion Rate
34 - 39 kg	50 mL/hour	105 mL/hour
40 - 44 kg	60 mL/hour	120 mL/hour
45 - 51 kg	65 mL/hour	135 mL/hour
52 - 59 kg	75 mL/hour	150 mL/hour
60 - 69 kg	85 mL/hour	170 mL/hour
70 + kg	100 mL/hour	195 mL/hour

FIGURE 2

Subject Body Mass	Volume of Dextrose stock solution (70% mass/ volume)	Mass Dextrose	Volume of Amino Acid stock solution (15% mass/ volume)	Mass Amino Acids	Total Volume (Including 50 mL fill)	Total Energy	Final mass/volume concentration of dextrose (D) and amino acids (AA)
34 - 39 kg	29 mL	20 g	340 mL	51 g	419 mL	272 kcal	D 4.8% AA 12.2%
40 - 44 kg	33 mL	23 g	400 mL	60 g	483 mL	318 kcal	D 4.8% AA 12.4%
45 - 51 kg	37 mL	26 g	453 mL	68 g	540 mL	360 kcal	D 4.8% AA 12.6%
52 - 59 kg	43 mL	30 g	520 mL	78 g	613 mL	414 kcal	D 4.9% AA 12.7%
60 - 69 kg	50 mL	35 g	600 mL	90 g	700 mL	479 kcal	D 5.0% AA 12.9%
70 + kg	59 mL	41 g	700 mL	105 g	809 mL	560 kcal	D 5.1% AA 13.0%

FIGURE 3

Subject Body Mass	Week 1 Infusion Rate	Week 2 Infusion Rate
34 - 39 kg	65 mL/hour	130 mL/hour
40 - 44 kg	75 mL/hour	150 mL/hour
45 - 51 kg	85 mL/hour	170 mL/hour
52 - 59 kg	95 mL/hour	190 mL/hour
60 - 69 kg	110 mL/hour	215 mL/hour
70 + kg	125 mL/hour	250 mL/hour

FIGURE 4

Subject Body Mass	Volume of Dextrose stock solution (70% mass/ volume)	Mass Dextrose	Volume of Amino Acid stock solution (20% mass/ volume)	Mass Amino Acids	Total Volume (Including 50 mL fill)	Total Energy	Final mass/volume concentration of dextrose (D) and amino acids (AA)
9 - 12 kg	6 mL	4 g	68 mL	13.5 g	124 mL	68 kcal	D 3.2% AA 10.9%
13 - 17 kg	9 mL	6 g	97 mL	19.5 g	156 mL	98 kcal	D 3.8% AA 12.5%
18 - 22 kg	13 mL	9 g	135 mL	27 g	198 mL	139 kcal	D 4.5% AA 13.6%
23 - 27 kg	16 mL	11 g	173 mL	34.5 g	239 mL	175 kcal	D 4.6% AA 14.4%
28 - 33 kg	20 mL	14 g	210 mL	42 g	280 mL	216 kcal	D 5.0% AA 15%
34 - 39 kg	24 mL	17 g	255 mL	51 g	329 mL	262 kcal	D 5.2% AA 15.5%

FIGURE 5

Subject Body Mass	Week 1 Infusion Rate	Week 2 Infusion Rate
9 - 12 kg	23 mL/hour	45 mL/hour
13 - 17 kg	28 mL/hour	57 mL/hour
18 - 22 kg	36 mL/hour	72 mL/hour
23 - 27 kg	43 mL/hour	87 mL/hour
28 - 33 kg	51 mL/hour	102 mL/hour
34 - 39 kg	60 mL/hour	120 mL/hour

FIGURE 6

Subject Body Mass	Volume of Dextrose stock solution (70% mass/ volume)	Mass Dextrose	Volume of Amino Acid stock solution (20% mass/ volume)	Mass Amino Acids	Total Volume (Including 50 mL fill)	Total Energy	Final mass/volume concentration of dextrose (D) and amino acids (AA)
9 - 12 kg	7 mL	5 g	68 mL	13.5 g	125 mL	71 kcal	D 4.0% AA 10.1%
13 - 17 kg	11 mL	8 g	97 mL	19.5 g	158 mL	105 kcal	D 5.1% AA 12.3%
18 - 22 kg	15 mL	10.5 g	135 mL	27 g	200 mL	144 kcal	D 5.3% AA 13.5%
23 - 27 kg	19 mL	13 g	173 mL	34.5 g	242 mL	182 kcal	D 5.4% AA 14.3%
28 - 33 kg	23 mL	16 g	210 mL	42 g	283 mL	222 kcal	D 5.7% AA 14.8%
34 - 39 kg	29 mL	20 g	255 mL	51 g	334 mL	272 kcal	D 5.9% AA 15.3%

FIGURE 7

Subject Body Mass	Week 1 Infusion Rate	Week 2 Infusion Rate
9 - 12 kg	19 mL/hour	39 mL/hour
13 - 17 kg	24 mL/hour	49 mL/hour
18 - 22 kg	31 mL/hour	62 mL/hour
23 - 27 kg	37 mL/hour	74 mL/hour
28 - 33 kg	44 mL/hour	87 mL/hour
34 - 39 kg	50 mL/hour	105 mL/hour

FIGURE 8

Subject Body Mass	Volume of Dextrose stock solution (70% mass/ volume)	Mass Dextrose	Volume of Amino Acid stock solution (20% mass/ volume)	Mass Amino Acids	Total Volume (Including 50 mL fill)	Total Energy	Final mass/volume concentration of dextrose (D) and amino acids (AA)
9 - 12 kg	9 mL	6 g	68 mL	13.5 g	127 mL	74 kcal	D 4.7% AA 10.6%
13 - 17 kg	13 mL	9 g	97 mL	19.5 g	160 mL	109 kcal	D 5.6% AA 12.2%
18 - 22 kg	17 mL	12 g	135 mL	27 g	202 mL	149 kcal	D 5.9% AA 13.4%
23 - 27 kg	22 mL	15.5 g	173 mL	34.5 g	245 mL	191 kcal	D 6.3% AA 14.1%
28 - 33 kg	27 mL	19 g	210 mL	42 g	287 mL	233 kcal	D 6.6% AA 14.6%
34 - 39 kg	33 mL	23 g	255 mL	51gm	338 mL	282 kcal	D 6.8% AA 15.1%

FIGURE 9

Subject Body Mass	Week 1 Infusion Rate	Week 2 Infusion Rate
9 - 12 kg	17 mL/hour	34 mL/hour
13 - 17 kg	21 mL/hour	43 mL/hour
18 - 22 kg	27 mL/hour	54 mL/hour
23 - 27 kg	33 mL/hour	65 mL/hour
28 - 33 kg	38 mL/hour	77 mL/hour
34 - 39 kg	45 mL/hour	90 mL/hour

FIGURE 10

Subject Body Mass	Volume of Dextrose stock solution (70% mass/ volume)	Mass Dextrose	Volume of Amino Acid stock solution (15% mass/ volume)	Mass Amino Acids	Total Volume (Including 50 mL fill)	Total Energy	Final mass/volume concentration of dextrose (D) and amino acids (AA)
9 - 12 kg	6 mL	4 g	90 mL	13.5 g	146 mL	68 kcal	D 2.7% AA 9.2%
13 - 17 kg	9 mL	6 g	130 mL	19.5 g	189 mL	98 kcal	D 3.2% AA 10.3%
18 - 22 kg	13 mL	9 g	180 mL	27 g	243 mL	139 kcal	D 3.7% AA 11.1%
23 - 27 kg	16 mL	11 g	230 mL	34.5 g	296 mL	175 kcal	D 3.7% AA 11.7%
28 - 33 kg	20ml	14 g	280 mL	42 g	350 mL	216 kcal	D 4.0% AA 12.0%
34 - 39 kg	24 mL	17 g	340 mL	51 g	414 mL	262 kcal	D 4.1% AA 12.4%

FIGURE 11

Subject Body Mass	Week 1 Infusion Rate	Week 2 Infusion Rate
9 - 12 kg	27 mL/hour	53 mL/hour
13 - 17 kg	34 mL/hour	69 mL/hour
18 - 22 kg	44 mL/hour	88 mL/hour
23 - 27 kg	54 mL/hour	108 mL/hour
28 - 33 kg	64 mL/hour	127 mL/hour
34 - 39 kg	75 mL/hour	151 mL/hour

FIGURE 12

Subject Body Mass	Volume of Dextrose stock solution (70% mass/ volume)	Mass Dextrose	Volume of Amino Acid stock solution (15% mass/ volume)	Mass Amino Acids	Total Volume (Including 50 mL fill)	Total Energy	Final mass/volume concentration of dextrose (D) and amino acids (AA)
9 - 12 kg	7 mL	5 g	90 mL	13.5 g	147 mL	71 kcal	D 3.4% AA 9.2%
13 - 17 kg	11 mL	8 g	130 mL	19.5 g	191 mL	105 kcal	D 4.2% AA 10.2%
18 - 22 kg	15 mL	10.5 g	180 mL	27 g	245 mL	144 kcal	D 4.3% AA 11.0%
23 - 27 kg	19 mL	13 g	230 mL	34.5 g	299 mL	182 kcal	D 4.3% AA 11.5%
28 - 33 kg	23 mL	16 g	280 mL	42 g	353 mL	222 kcal	D 4.5% AA 11.9%
34 - 39 kg	29 mL	20 g	340 mL	51 g	419 mL	272 kcal	D 4.8% AA 12.2%

FIGURE 13

Subject Body Mass	Week 1 Infusion Rate	Week 2 Infusion Rate
9 - 12 kg	23 mL/hour	45 mL/hour
13 - 17 kg	29 mL/hour	59 mL/hour
18 - 22 kg	38 mL/hour	75 mL/hour
23 - 27 kg	46 mL/hour	92 mL/hour
28 - 33 kg	54 mL/hour	109 mL/hour
34 - 39 kg	64 mL/hour	129 mL/hour

FIGURE 14

Subject Body Mass	Volume of Dextrose stock solution (70% mass/ volume)	Mass Dextrose	Volume of Amino Acid stock solution (15% mass/ volume)	Mass Amino Acids	Total Volume (Including 50 mL fill)	Total Energy	Final mass/volume concentration of dextrose (D) and amino acids (AA)
9 - 12 kg	9 mL	6 g	90 mL	13.5 g	149 mL	74 kcal	D 4.0% AA 9.1%
13 - 17 kg	13 mL	9 g	130 mL	19.5 g	193 mL	109 kcal	D 4.7% AA 10.1%
18 - 22 kg	17 mL	12 g	180 mL	27 g	247 mL	149 kcal	D 4.9% AA 10.9%
23 - 27 kg	22 mL	15.5 g	230 mL	34.5 g	302 mL	191 kcal	D 5.1% AA 11.4%
28 - 33 kg	27 mL	19 g	280 mL	42 g	357 mL	233 kcal	D 5.3% AA 11.8%
34 - 39 kg	33 mL	23 g	340 mL	51 g	423 mL	282 kcal	D 5.4% AA 12.1%

FIGURE 15

Subject Body Mass	Week 1 Infusion Rate	Week 2 Infusion Rate
9 - 12 kg	20 mL/hour	40 mL/hour
13 - 17 kg	26 mL/hour	51 mL/hour
18 - 22 kg	33 mL/hour	66 mL/hour
23 - 27 kg	40 mL /hour	81 mL/hour
28 - 33 kg	48 mL/hour	95 mL/hour
34 - 39 kg	56 mL/hour	113 mL/hour

FIGURE 16

Subject Body Mass	Volume of Dextrose stock solution (70% mass/ volume)	Mass Dextrose	Volume of Amino Acid stock solution (20% mass/ volume)	Mass Amino Acids	Total Volume (Including 50 mL fill)	Total Energy	Final mass/volume concentration of dextrose (D) and amino acids (AA)
34 - 39 kg	24 mL	17 g	255 mL	51 g	329 mL	262 kcal	D 5.2% AA 15.5%
40 - 44 kg	29 mL	20 g	300 mL	60 g	379 mL	308 kcal	D 5.3% AA 15.8%
45 - 51 kg	31 mL	22 g	340 mL	68 g	421 mL	347 kcal	D 5.2% AA 16.1%
52 - 59 kg	37 mL	26 g	390 mL	78 g	477 mL	400 kcal	D 5.5% AA 16.3%
60 - 69 kg	43 mL	30 g	450 mL	90 g	543 mL	462 kcal	D 5.5% AA 16.6%
70 + kg	50 mL	35 g	525 mL	105 g	625 mL	539 kcal	D 5.6% AA 16.8%

FIGURE 17

Subject Body Mass	Week 1 Infusion Rate	Week 2 Infusion Rate
34 - 39 kg	60 mL/hour	120 mL/hour
40 - 44 kg	70 mL/hour	140 mL/hour
45 - 51 kg	80 mL/hour	155 mL/hour
52 - 59 kg	90 mL/hour	175 mL/hour
60 - 69 kg	100 mL/hour	200 mL/hour
70 + kg	115 mL/hour	230 mL/hour

FIGURE 18

Subject Body Mass	Volume of Dextrose stock solution (70% mass/ volume)	Mass Dextrose	Volume of Amino Acid stock solution (20% mass/ volume)	Mass Amino Acids	Total Volume (Including 50 mL fill)	Total Energy	Final mass/volume concentration of dextrose (D) and amino acids (AA)
34 - 39 kg	33 mL	23 g	255 mL	51 g	338 mL	282 kcal	D 5.9% AA 15.3%
40 - 44 kg	39 mL	27 g	300 mL	60 g	389 mL	332 kcal	D 6.0% AA 15.7%
45 - 51 kg	43 mL	30 g	340 mL	68 g	433 mL	374 kcal	D 6.1% AA 15.9%
52 - 59 kg	50 mL	35 g	390 mL	78 g	490 mL	431 kcal	D 6.2% AA 16.1%
60 - 69 kg	59 mL	41 g	450 mL	90 g	559 mL	499 kcal	D 6.4% AA 16.4%
70 + kg	67 mL	47 g	525 mL	105 g	642 mL	580 kcal	D 6.5% AA 16.6%

FIGURE 19

Subject Body Mass	Week 1 Infusion Rate	Week 2 Infusion Rate
34 - 39 kg	45 mL/hour	90 mL/hour
40 - 44 kg	55 mL/hour	105 mL/hour
45 - 51 kg	60 mL/hour	115 mL/hour
52 - 59 kg	65 mL/hour	130 mL/hour
60 - 69 kg	75 mL/hour	150 mL/hour
70 + kg	85 mL/hour	175 mL/hour

FIGURE 20

Subject Body Mass	Volume of Dextrose stock solution (70% mass/ volume)	Mass Dextrose	Volume of Amino Acid stock solution (15% mass/ volume)	Mass Amino Acids	Total Volume (Including 50 mL fill)	Total Energy	Final mass/volume concentration of dextrose (D) and amino acids (AA)
34 - 39 kg	24 mL	17 g	340 mL	51 g	414 mL	262 kcal	D 4.1% AA 12.3%
40 - 44 kg	29 mL	20 g	400 mL	60 g	479 mL	308 kcal	D 4.2% AA 12.5%
45 - 51 kg	31 mL	22 g	455 mL	68 g	536 mL	347 kcal	D 4.1% AA 12.7%
52 - 59 kg	37 mL	26 g	520 mL	78 g	607 mL	400 kcal	D 4.3% AA 12.9%
60 - 69 kg	43 mL	30 g	600 mL	90 g	693 mL	462 kcal	D 4.3% AA 13.0%
70 + kg	50 mL	35 g	700 mL	105 g	800 mL	539 kcal	D 4.4% AA 13.1%

FIGURE 21

Subject Body Mass	Week 1 Infusion Rate	Week 2 Infusion Rate
34 - 39 kg	75 mL/hour	150 mL/hour
40 - 44 kg	90 mL/hour	175 mL/hour
45 - 51 kg	100 mL/hour	195 mL/hour
52 - 59 kg	110 mL/hour	220 mL/hour
60 - 69 kg	130 mL/hour	255 mL/hour
70 + kg	145 mL/hour	290 mL/hour

FIGURE 22

Subject Body Mass	Volume of Dextrose stock solution (70% mass/ volume)	Mass Dextrose	Volume of Amino Acid stock solution (15% mass/ volume)	Mass Amino Acids	Total Volume (Including 50 mL fill)	Total Energy	Final mass/volume concentration of dextrose (D) and amino acids (AA)
34 - 39 kg	33 mL	23 g	340 mL	51 g	423 mL	282 kcal	D 5.4% AA 12.1%
40 - 44 kg	39 mL	27 g	400 mL	60 g	489 mL	332 kcal	D 5.5% AA 12.3%
45 - 51 kg	43 mL	30 g	455 mL	68 g	548 mL	374 kcal	D 5.5% AA 12.4%
52 - 59 kg	50 mL	35 g	520 mL	78 g	620 mL	431 kcal	D 5.6% AA 12.6%
60 - 69 kg	59 mL	41 g	600 mL	90 g	709 mL	499 kcal	D 5.8% AA 12.7%
70 + kg	67 mL	47 g	700 mL	105 g	817 mL	580 kcal	D 5.8% AA 12.9%

FIGURE 23

Subject Body Mass	Week 1 Infusion Rate	Week 2 Infusion Rate
34 - 39 kg	60 mL/hour	115 mL/hour
40 - 44 kg	65 mL/hour	130 mL/hour
45 - 51 kg	75 mL/hour	145 mL/hour
52 - 59 kg	85 mL/hour	165 mL/hour
60 - 69 kg	95 mL/hour	190 mL/hour
70 + kg	110 mL/hour	220 mL/hour

FIGURE 24

Subject Body Mass	Volume of Dextrose stock solution (70% mass/volume)	Mass Dextrose	Volume of Amino Acid stock solution (20% mass/volume)	Mass Amino Acids	Volume of Lipid stock mixture (20% mass/volume)	Mass Lipids	Total Volume (Including 50 mL fill)	Total Energy	Final mass/volume conc. of dextrose (D), amino acids (AA), and Lipids
34 - 39 kg	24 mL	17 g	255 mL	51 g	43 mL	8.6 g	372 mL	348 kcal	D 4.6% AA 13.7% Lipid 2.3%
40 - 44 kg	29 mL	20 g	300 mL	60 g	51 mL	10.2 g	430 mL	410 kcal	D 4.7% AA 14.0% Lipid 2.4%
45 - 51 kg	31 mL	22 g	340 mL	68 g	56 mL	11.2 g	477 mL	459 kcal	D 4.6% AA 14.2% Lipid 2.3%
52 - 59 kg	37 mL	26 g	390 mL	78 g	66 mL	13.2 g	543 mL	532 kcal	D 4.8% AA 14.4% Lipid 2.4%
60 - 69 kg	43 mL	30 g	450 mL	90 g	76 mL	15.2 g	619 mL	614 kcal	D 4.8% AA 14.5% Lipid 2.5%
70 + kg	50 mL	35 g	525 mL	105 g	89 mL	17.8 g	715 mL	717 kcal	D 4.9% AA 14.7% Lipid 2.5%

FIGURE 25

Subject Body Mass	Week 1 Infusion Rate	Week 2 Infusion Rate	Week 3 Infusion Rate
-------------------	----------------------	----------------------	----------------------

26/44

34 - 39 kg	60 mL/hour	120 mL/hour	135 mL/hour
40 - 44 kg	70 mL/hour	140 mL/hour	160 mL/hour
45 - 51 kg	80 mL/hour	155 mL/hour	175 mL/hour
52 - 59 kg	90 mL/hour	175 mL/hour	200 mL/hour
60 - 69 kg	100 mL/hour	200 mL/hour	225 mL/hour
70 + kg	115 mL/hour	230 mL/hour	260 mL/hour

FIGURE 26

Subject Body Mass	Volume of Dextrose stock solution (70% mass/volume)	Mass Dextrose	Volume of Amino Acid stock solution (20% mass/volume)	Mass Amino Acids	Volume of Lipid stock mixture (20% mass/volume)	Mass Lipids	Total Volume (Including 50 mL fill)	Total Energy	Final mass/volume conc. of dextrose (D), amino acids (AA), and Lipids
34 - 39 kg	33 mL	23 g	255 mL	51 g	59 mL	11.8 g	397 mL	400 kcal	D 5.8% AA 12.8% Lipid 3.0%
40 - 44 kg	39 mL	27 g	300 mL	60 g	69 mL	13.8 g	458 mL	470 kcal	D 5.9% AA 13.1% Lipid 3.0%
45 - 51 kg	43 mL	30 g	340 mL	68 g	76 mL	15.2 g	509 mL	526 kcal	D 5.9% AA 13.4% Lipid 3.0%
52 - 59 kg	50 mL	35 g	390 mL	78 g	89 mL	17.8 g	579 mL	609 kcal	D 6.0% AA 13.5% Lipid 3.1%
60 - 69 kg	59 mL	41 g	450 mL	90 g	105 mL	21 g	664 mL	709 kcal	D 6.2% AA 13.6% Lipid 3.2%
70 + kg	67 mL	47 g	525 mL	105 g	120 mL	24 g	762 mL	820 kcal	D 6.2% AA 13.8% Lipid 3.1%

FIGURE 27

Subject Body Mass	Week 1 Infusion Rate	Week 2 Infusion Rate	Week 3 Infusion Rate
-------------------	----------------------	----------------------	----------------------

28/44

34 - 39 kg	45 mL/hour	90 mL/hour	110 mL/hour
40 - 44 kg	55 mL/hour	105 mL/hour	125 mL/hour
45 - 51 kg	60 mL/hour	115 mL/hour	135 mL/hour
52 - 59 kg	65 mL/hour	130 mL/hour	155 mL/hour
60 - 69 kg	75 mL/hour	150 mL/hour	180 mL/hour
70 + kg	85 mL/hour	175 mL/hour	205 mL/hour

FIGURE 28

Subject Body Mass	Volume of Dextrose stock solution (70% mass/volume)	Mass Dextrose	Volume of Amino Acid stock solution (20% mass/volume)	Mass Amino Acids	Volume of Lipid stock mixture (20% mass/volume)	Mass Lipids	Total Volume (Including 50 mL fill)	Total Energy	Final mass/volume conc. of dextrose (D), amino acids (AA), and Lipids
34 - 39 kg	29 mL	20 g	255 mL	51 g	51 mL	10.2 g	385 mL	374 kcal	D 5.2% AA 13.2% Lipid 2.6%
40 - 44 kg	33 mL	23 g	300 mL	60 g	59 mL	11.8 g	442 mL	436 kcal	D 5.2% AA 13.6% Lipid 2.7%
45 - 51 kg	37 mL	26 g	340 mL	68 g	66 mL	13.3 g	493 mL	492 kcal	D 5.3% AA 13.8% Lipid 2.7%
52 - 59 kg	43 mL	30 g	390 mL	78 g	76 mL	15.2 g	559 mL	566 kcal	D 5.4% AA 14.0% Lipid 2.7%
60 - 69 kg	50 mL	35 g	450 mL	90 g	89 mL	17.8 g	639 mL	657 kcal	D 5.5% AA 14.1% Lipid 2.8%
70 + kg	59 mL	41 g	525 mL	105 g	105 mL	21 g	739 mL	770 kcal	D 5.5% AA 14.2% Lipid 2.8%

FIGURE 29

Subject Body Mass	Week 1 Infusion Rate	Week 2 Infusion Rate	Week 3 Infusion Rate
-------------------	----------------------	----------------------	----------------------

30/44

34 - 39 kg	55 mL/hour	105 mL/hour	120 mL/hour
40 - 44 kg	60 mL/hour	120 mL/hour	140 mL/hour
45 - 51 kg	65 mL/hour	135 mL/hour	155 mL/hour
52 - 59 kg	75 mL/hour	150 mL/hour	175 mL/hour
60 - 69 kg	85 mL/hour	170 mL/hour	200 mL/hour
70 + kg	100 mL/hour	195 mL/hour	230 mL/hour

FIGURE 30

Subject Body Mass	Volume of Dextrose stock solution (70% mass/volume)	Mass Dextrose	Volume of Amino Acid stock solution (15% mass/volume)	Mass Amino Acids	Volume of Lipid stock mixture (20% mass/volume)	Mass Lipids	Total Volume (Including 50 mL fill)	Total Energy	Final mass/volume conc. of dextrose (D), amino acids (AA), and Lipids
34 - 39 kg	24 mL	17 g	340 mL	51 g	43 mL	8.6 g	457 mL	348 kcal	D 3.7% AA 11.2% Lipid 1.9%
40 - 44 kg	29 mL	20 g	400 mL	60 g	51 mL	10.2 g	530 mL	410 kcal	D 3.8% AA 11.3% Lipid 1.9%
45 - 51 kg	31 mL	22 g	453 mL	68 g	56 mL	11.2 g	590 mL	459 kcal	D 3.7% AA 11.5% Lipid 1.9%
52 - 59 kg	37 mL	26 g	520 mL	78 g	66 mL	13.2 g	673 mL	532 kcal	D 3.9% AA 11.6% Lipid 2.0%
60 - 69 kg	43 mL	30 g	600 mL	90 g	76 mL	15.2 g	769 mL	614 kcal	D 3.9% AA 11.7% Lipid 2.0%
70 + kg	50 mL	35 g	700 mL	105 g	89 mL	17.8 g	889 mL	717 kcal	D 3.9% AA 11.8% Lipid 2.0%

FIGURE 31

Subject Body Mass	Week 1 Infusion Rate	Week 2 Infusion Rate	Week 3 Infusion Rate
-------------------	----------------------	----------------------	----------------------

32/44

34 - 39 kg	75 mL/hour	150 mL/hour	170 mL/hour
40 - 44 kg	90 mL/hour	175 mL/hour	195 mL/hour
45 - 51 kg	100 mL/hour	195 mL/hour	215 mL/hour
52 - 59 kg	110 mL/hour	220 mL/hour	245 mL/hour
60 - 69 kg	130 mL/hour	255 mL/hour	280 mL/hour
70 + kg	145 mL/hour	290 mL/hour	325 mL/hour

FIGURE 32

Subject Body Mass	Volume of Dextrose stock solution (70% mass/volume)	Mass Dextrose	Volume of Amino Acid stock solution (15% mass/volume)	Mass Amino Acids	Volume of Lipid stock mixture (20% mass/volume)	Mass Lipids	Total Volume (Including 50 mL fill)	Total Energy	Final mass/volume conc. of dextrose (D), amino acids (AA), and Lipids
34 - 39 kg	33 mL	23 g	340 mL	51 g	59 mL	11.8 g	482 mL	400 kcal	D 4.8% AA 10.6% Lipid 2.4%
40 - 44 kg	39 mL	27 g	400 mL	60 g	69 mL	13.8 g	558 mL	470 kcal	D 4.8% AA 10.8% Lipid 2.5%
45 - 51 kg	43 mL	30 g	453 mL	68 g	76 mL	15.2 g	622 mL	526 kcal	D 4.8% AA 10.9% Lipid 2.4%
52 - 59 kg	50 mL	35 g	520 mL	78 g	89 mL	17.8 g	709 mL	609 kcal	D 4.9% AA 11.0% Lipid 2.6%
60 - 69 kg	59 mL	41 g	600 mL	90 g	105 mL	21 g	814 mL	709 kcal	D 5.0% AA 11.1% Lipid 2.6%
70 + kg	67 mL	47 g	700 mL	105 g	120 mL	24 g	937 mL	820 kcal	D 5.0% AA 11.2% Lipid 2.6%

FIGURE 33

Subject Body Mass	Week 1 Infusion Rate	Week 2 Infusion Rate	Week 3 Infusion Rate
-------------------	----------------------	----------------------	----------------------

34/44

34 - 39 kg	60 mL/hour	115 mL/hour	130 mL/hour
40 - 44 kg	65 mL/hour	130 mL/hour	150 mL/hour
45 - 51 kg	75 mL/hour	145 mL/hour	165 mL/hour
52 - 59 kg	85 mL/hour	165 mL/hour	190 mL/hour
60 - 69 kg	95 mL/hour	190 mL/hour	220 mL/hour
70 + kg	110 mL/hour	220 mL/hour	250 mL/hour

FIGURE 34

Subject Body Mass	Volume of Dextrose stock solution (70% mass/ volume)	Mass Dextrose	Volume of Amino Acid stock solution (15% mass/ volume)	Mass Amino Acids	Volume of Lipid stock mixture (20% mass/ volume)	Mass Lipids	Total Volume (Including 50 mL fill)	Total Energy	Final mass/ volume conc.of dextrose (D), amino acids (AA), and Lipids
34 - 39 kg	29 mL	20 g	340 mL	51 g	51 mL	10.2 g	470 mL	374 kcal	D 4.3% AA 10.9% Lipid 2.2%
40 - 44 kg	33 mL	23 g	400 mL	60 g	59 mL	11.8 g	542 mL	436 kcal	D 4.2% AA 11.1% Lipid 2.2%
45 - 51 kg	37 mL	26 g	453 mL	68 g	66 mL	13.2 g	606 mL	492 kcal	D 4.3% AA 11.2% Lipid 2.2%
52 - 59 kg	43 mL	30 g	520 mL	78 g	76 mL	15.2 g	689 mL	566 kcal	D 4.4% AA 11.3% Lipid 2.2%
60 - 69 kg	50 mL	35 g	600 mL	90 g	89 mL	17.8 g	789 mL	657 kcal	D 4.4% AA 11.4% Lipid 2.3%
70 + kg	59 mL	41 g	700 mL	105 g	105 mL	21 g	914 mL	770 kcal	D 4.5% AA 11.5% Lipid 2.3%

FIGURE 35

36/44

Subject Body Mass	Week 1 Infusion Rate	Week 2 Infusion Rate	Week 3 Infusion Rate
34 - 39 kg	65 mL/hour	130 mL/hour	145 mL/hour
40 - 44 kg	75 mL/hour	150 mL/hour	170 mL/hour
45 - 51 kg	85 mL/hour	170 mL/hour	190 mL/hour
52 - 59 kg	95 mL/hour	190 mL/hour	215 mL/hour
60 - 69 kg	110 mL/hour	215 mL/hour	245 mL/hour
70 + kg	125 mL/hour	250 mL/hour	285 mL/hour

FIGURE 36

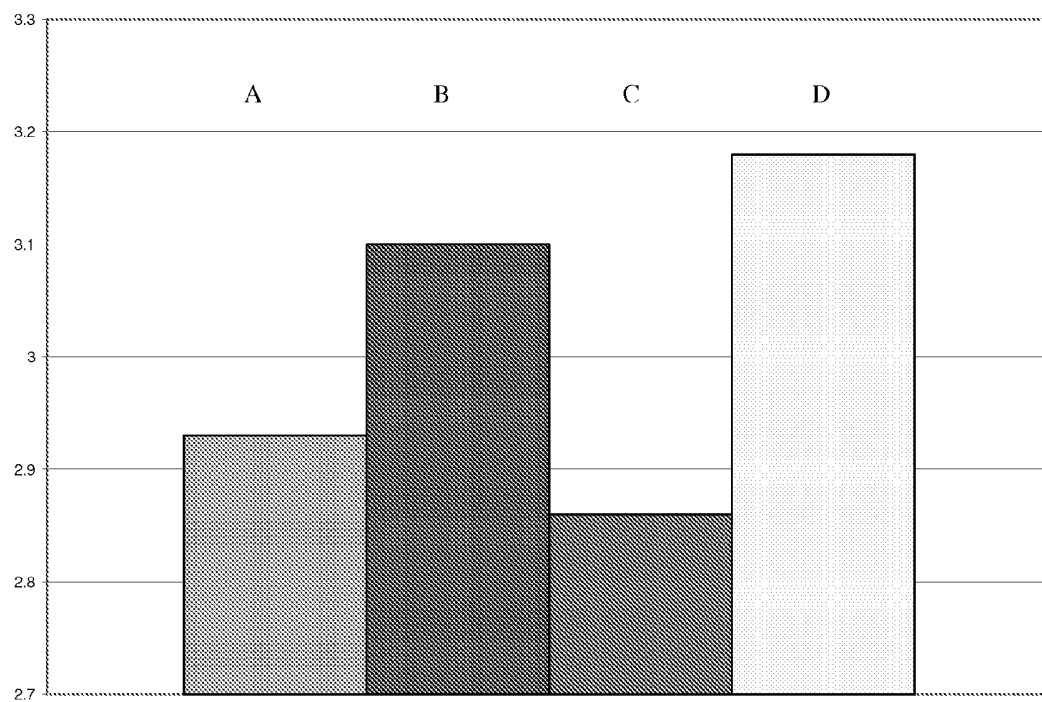


FIGURE 37

38/44

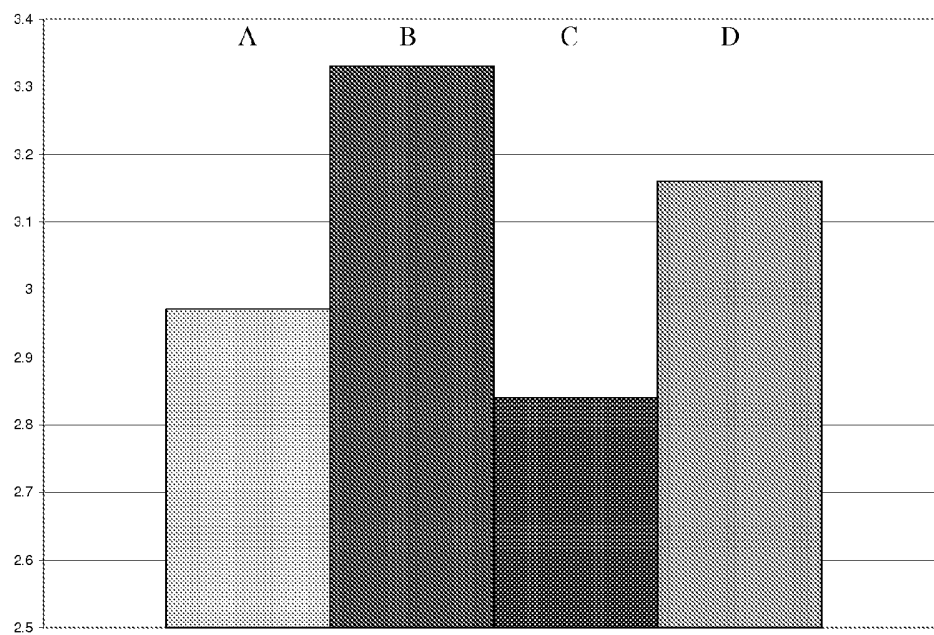


FIGURE 38

39/44

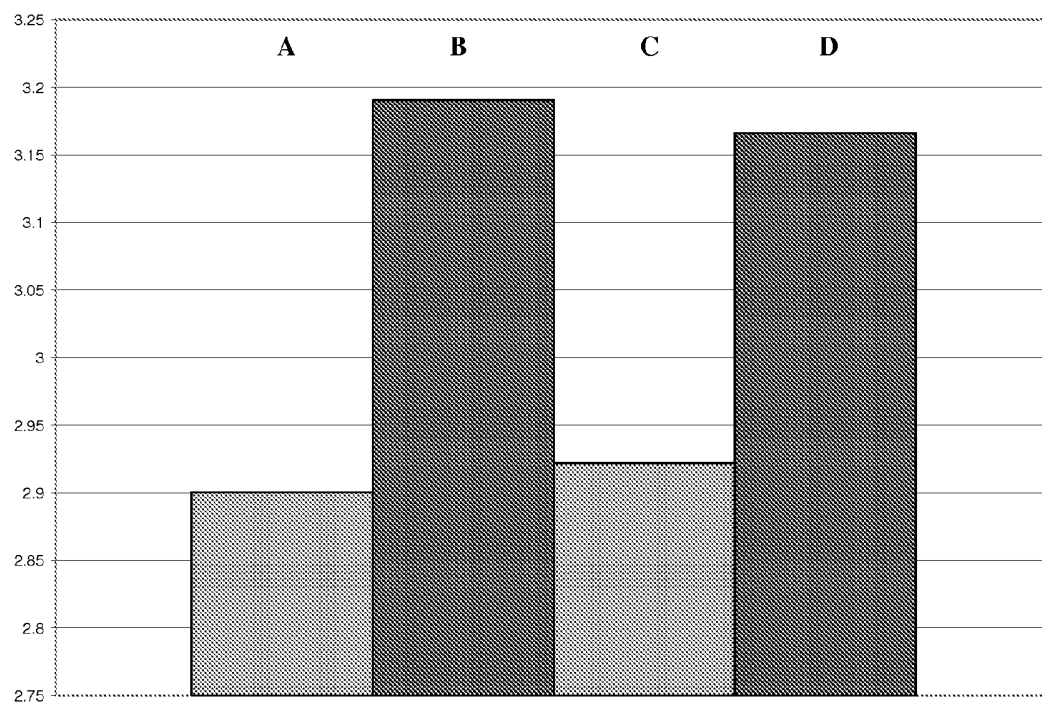


FIGURE 39

40/44

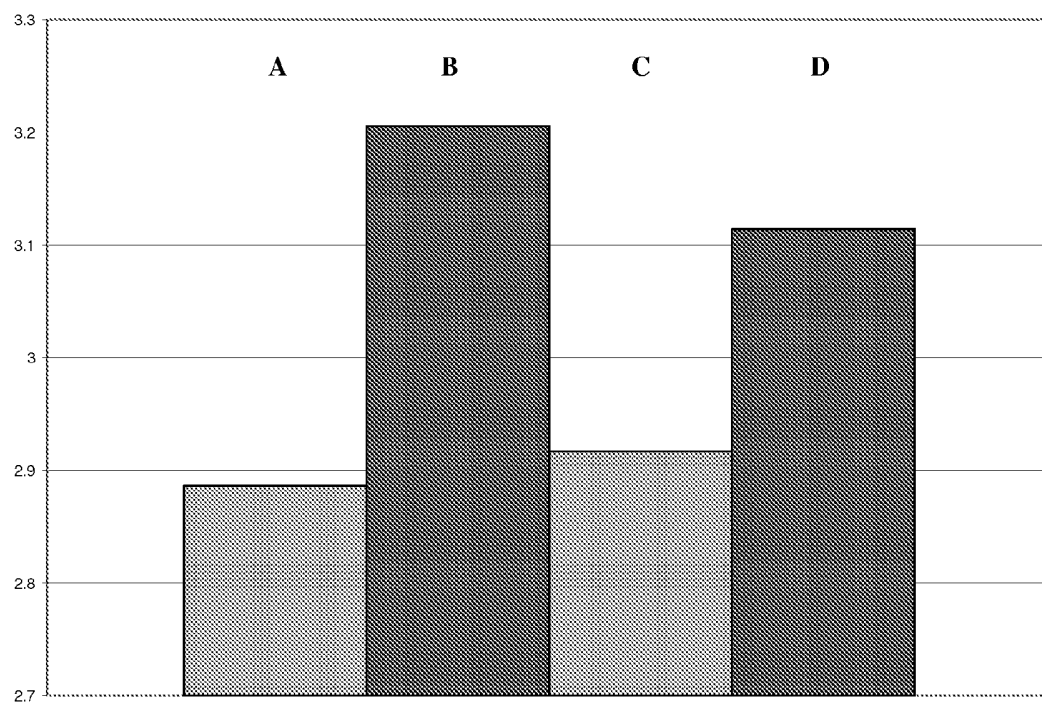


FIGURE 40

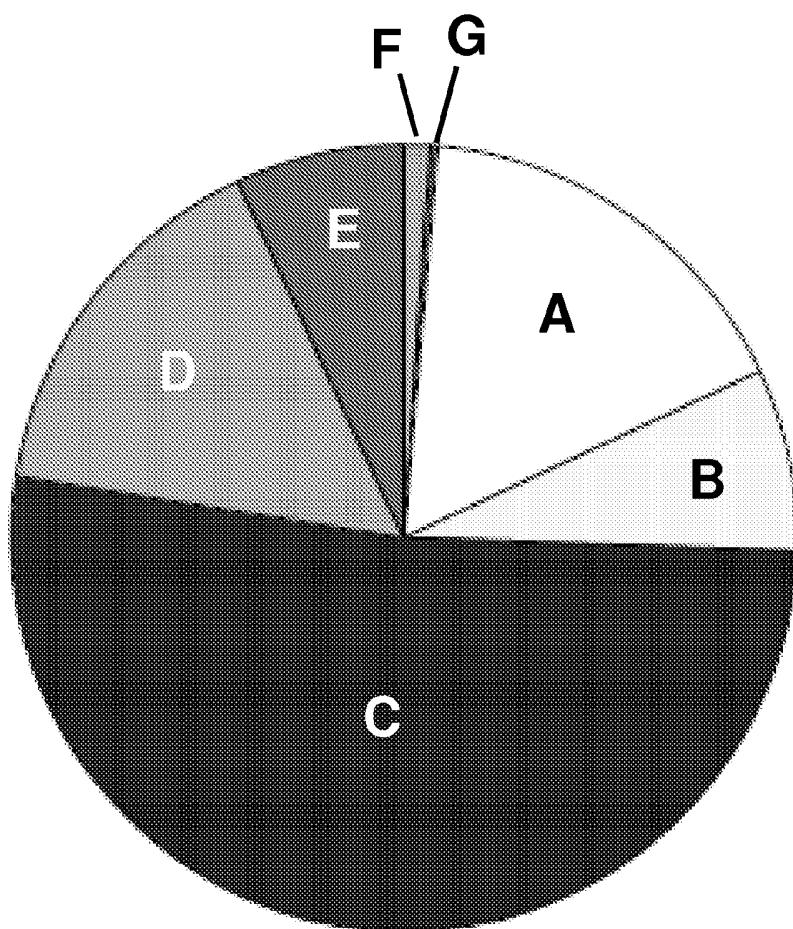


FIGURE 41

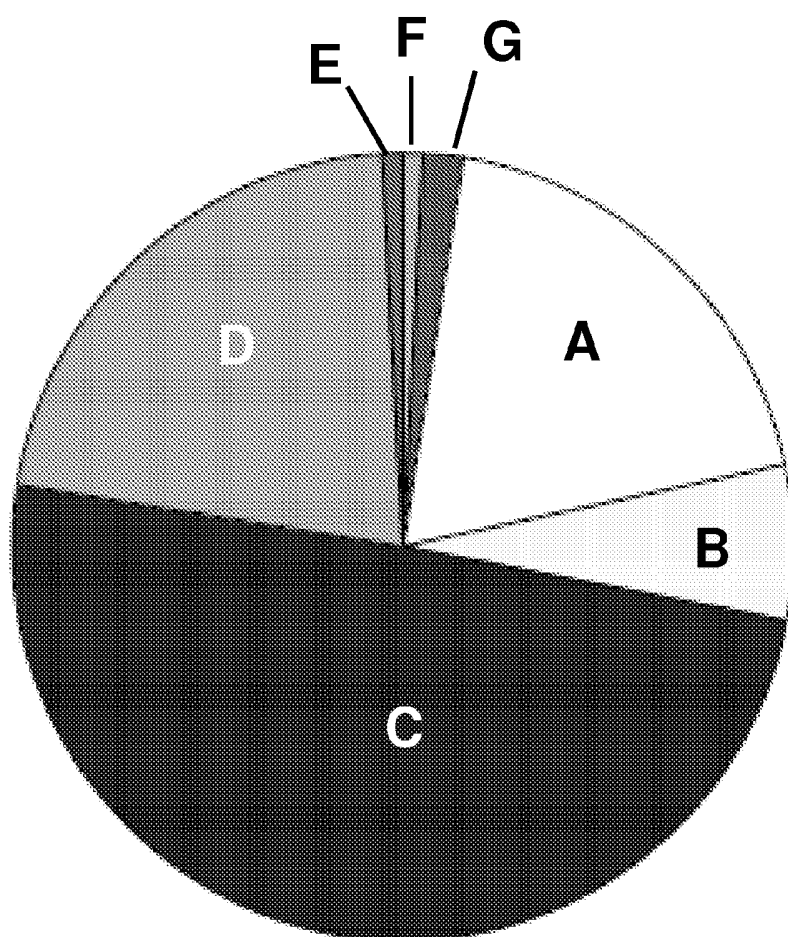


FIGURE 42

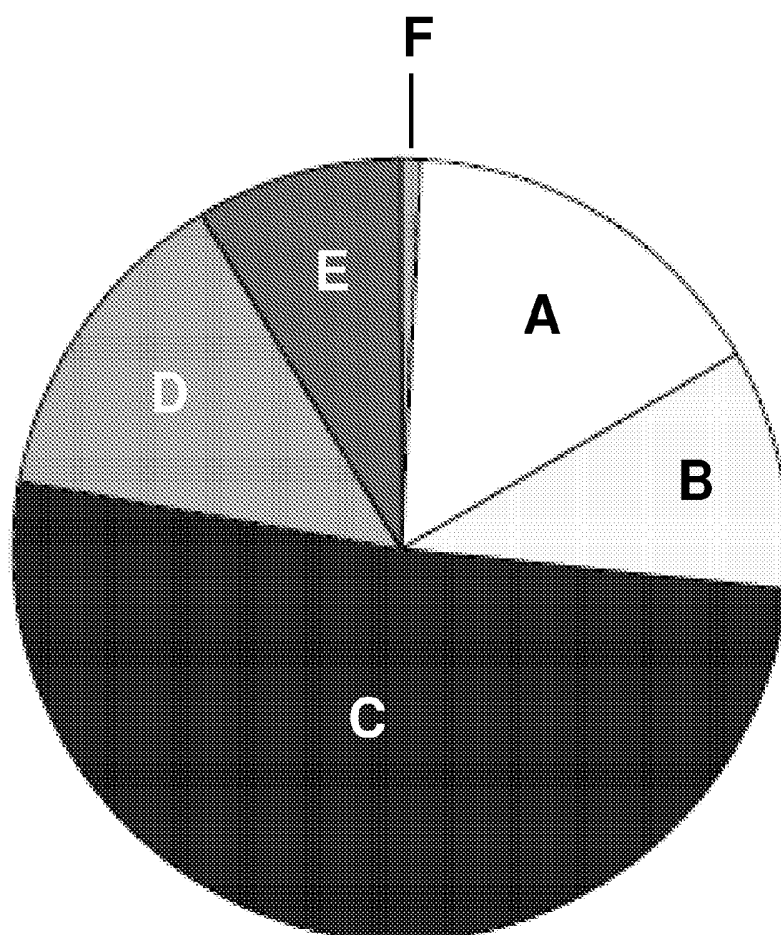


FIGURE 43

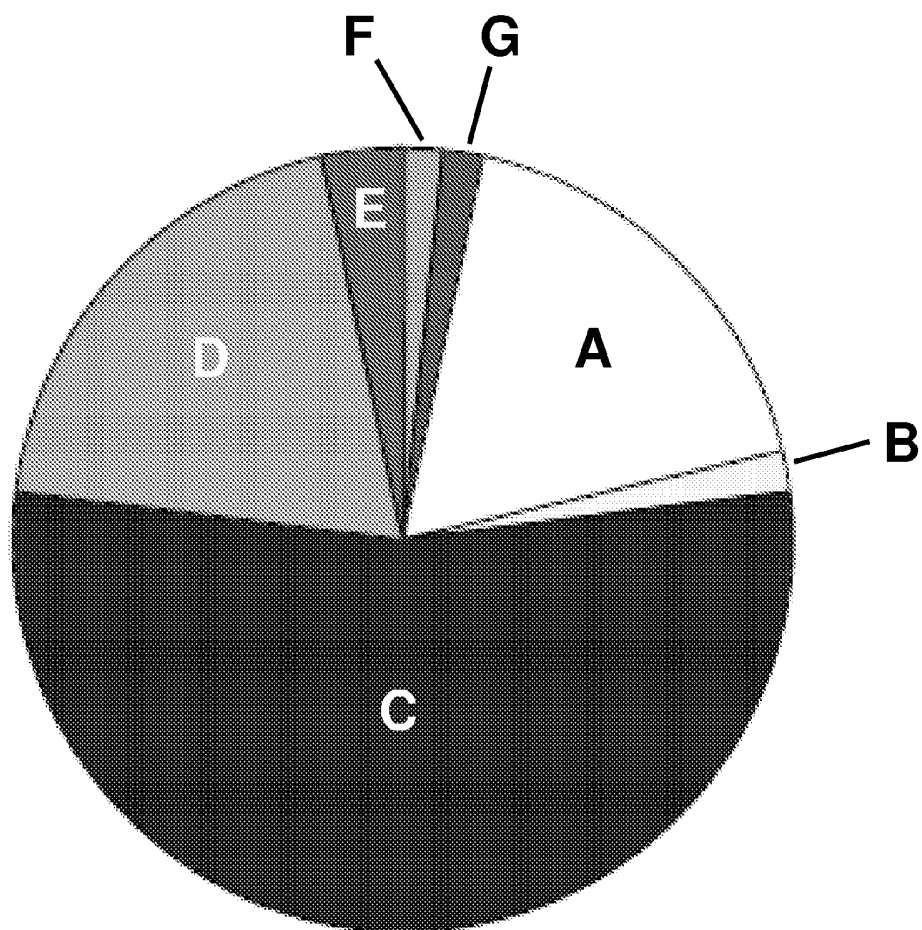


FIGURE 44