



(12) **United States Design Patent** (10) **Patent No.:** **US D970,002 S**
Chon et al. (45) **Date of Patent:** **** Nov. 15, 2022**

(54) **FEMININE PAD**

(56) **References Cited**

- (71) Applicant: **Kimberly-Clark Worldwide, Inc.**,
Neenah, WI (US)
- (72) Inventors: **Dok Chon**, Seoul (KR); **SungSu Kim**,
Gyeonggi-do (KR)
- (73) Assignee: **Kimberly-Clark Worldwide, Inc.**,
Neenah, WI (US)
- (**) Term: **15 Years**
- (21) Appl. No.: **29/848,997**
- (22) Filed: **Aug. 8, 2022**

U.S. PATENT DOCUMENTS

D412,981	S	*	8/1999	Trombetta	D24/124
D430,665	S	*	9/2000	Kirkbride	D24/125
D434,849	S	*	12/2000	Kirkbride	D24/125
D448,476	S	*	9/2001	Page	D24/124
D448,846	S	*	10/2001	Page	D24/124
D463,549	S	*	9/2002	Gannon	D24/124
D496,100	S	*	9/2004	Ecker	D24/124
D503,230	S	*	3/2005	Christianson	D24/125
D511,001	S	*	10/2005	Christianson	D24/125
D598,541	S	*	8/2009	Park	D24/124
D664,642	S	*	7/2012	Hood	D24/125
D746,980	S	*	1/2016	Wang	D24/125
D756,508	S	*	5/2016	Hood	D24/125
D767,122	S	*	9/2016	Hood	D24/125
D774,188	S	*	12/2016	Hood	D24/125

(Continued)

Related U.S. Application Data

- (62) Division of application No. 29/714,968, filed on Nov. 27, 2019.
- (51) **LOC (13) Cl.** **24-04**
- (52) **U.S. Cl.**
USPC **D24/125**
- (58) **Field of Classification Search**
USPC D24/124-126; D5/32, 34, 36-43, 56-58, D5/60-62, 25, 47; D29/101.5, 119; D2/700, 701
CPC A61F 13/15; A61F 13/45; A61F 13/47; A61F 13/4704; A61F 13/47218; A61F 13/47236; A61F 13/47272; A61F 13/475; A61F 13/4751; A61F 13/4752; A61F 13/4755; A61F 13/4756; A61F 13/4757; A61F 13/4758; A61F 13/476; A61F 13/56; A61F 13/5605; A61F 13/5611; A61F 13/5616; A61F 13/535; A61F 13/539; A61F 2013/16; A61F 2013/4587; A61F 2013/4706; A61F 2013/4708

See application file for complete search history.

FOREIGN PATENT DOCUMENTS

EM	007971023-0001	*	6/2020
EM	007971023-0002	*	6/2020

(Continued)

Primary Examiner — Daniel J Domino
Assistant Examiner — Lee D. Starr
 (74) *Attorney, Agent, or Firm* — Banner & Witcoff, Ltd.

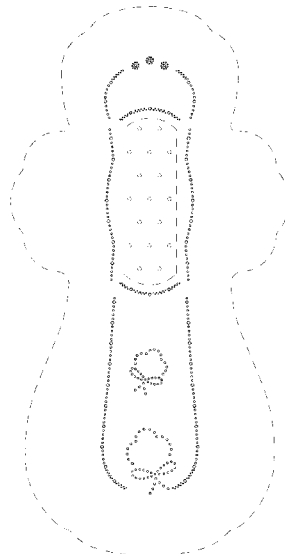
(57) **CLAIM**

The ornamental design for a feminine pad, as shown and described.

DESCRIPTION

FIG. 1 is a plan view of a feminine pad showing our new design; and,
 FIG. 2 is a plan view showing a second embodiment of our new design.
 The unshaded regions within or otherwise adjacent to the solid lines form no part of the claimed design. The broken lines depict portions of the feminine pad that form no part of the claimed design.

1 Claim, 2 Drawing Sheets



(56)

References Cited

U.S. PATENT DOCUMENTS

D866,755 S * 11/2019 Hood D24/125
D871,776 S * 1/2020 Tambellini D5/37
D882,775 S * 4/2020 Stahl D24/125
2011/0288514 A1* 11/2011 Kuroda A61F 13/4756
604/380
2018/0243146 A1* 8/2018 Nomoto A61F 13/15

FOREIGN PATENT DOCUMENTS

EM 007971023-0003 * 6/2020
EM 007971023-0004 * 6/2020
EM 007971023-0005 * 6/2020
EM 007971023-0006 * 6/2020
EM 007971023-0007 * 6/2020
WO WO D217984-001 * 6/2022

* cited by examiner

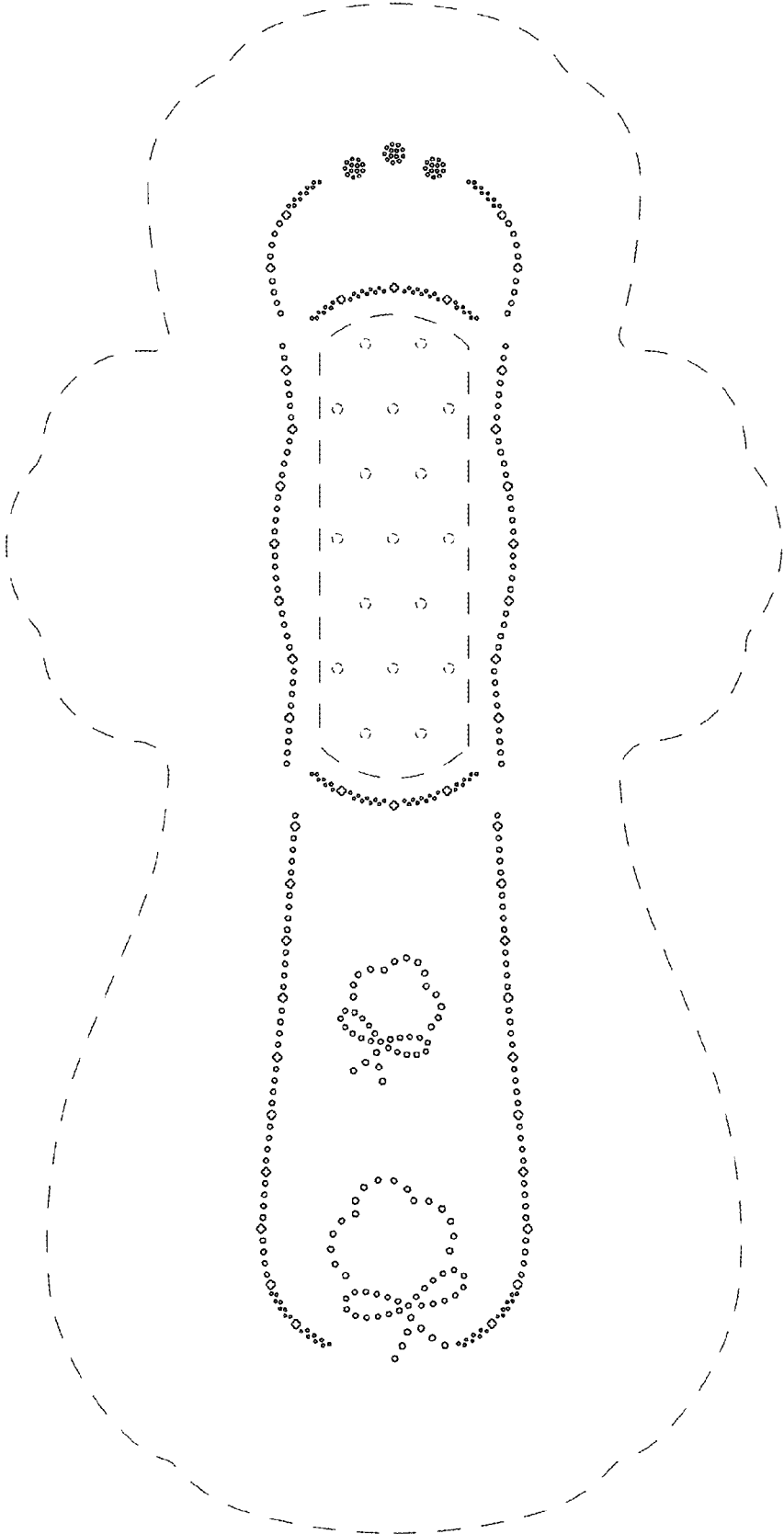


FIG. 1

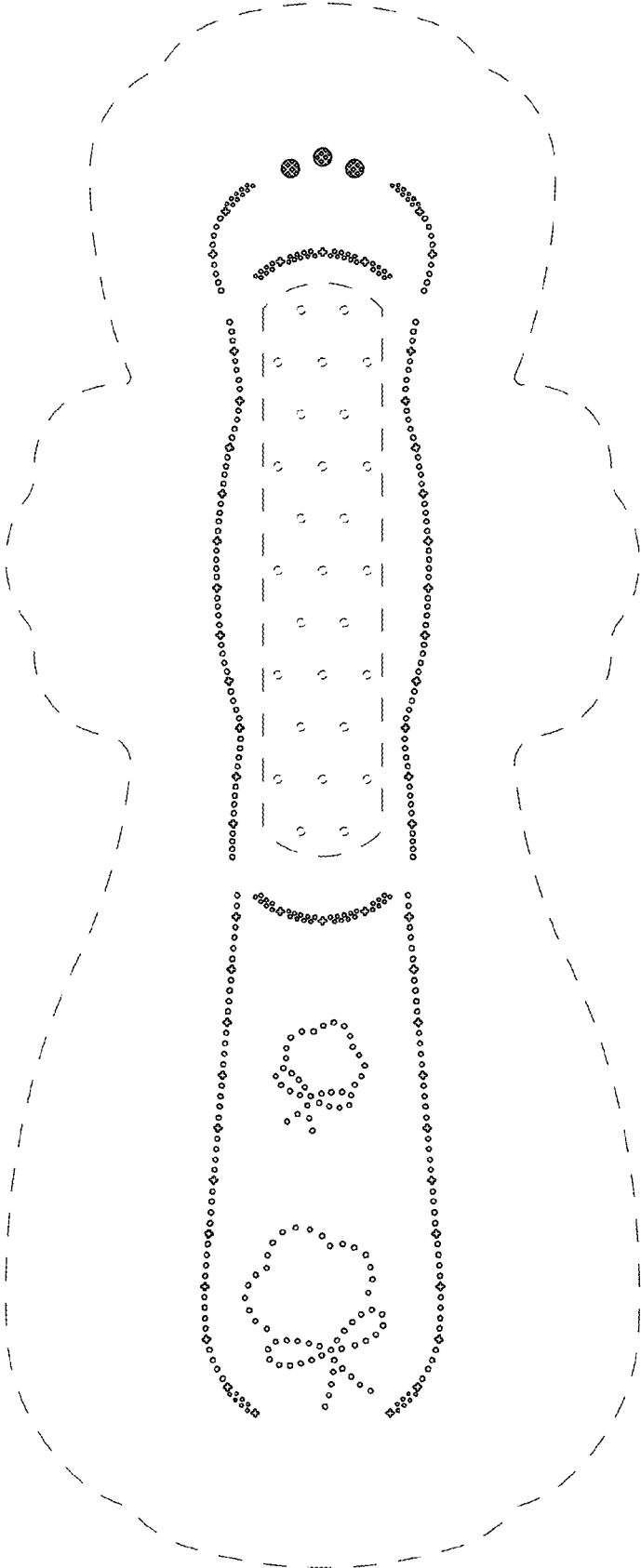


FIG. 2