



US00D347052S

United States Patent [19]

[11] Patent Number: **Des. 347,052**

Clark et al.

[45] Date of Patent: **** May 17, 1994**

[54] **SHOWER STALL**

[75] Inventors: **Carolynn L. Clark, Memphis; Fred W. Dierks, Adamsville, both of Tenn.**

[73] Assignee: **Aqua Glass Corporation, Adamsville, Tenn.**

[**] Term: **14 Years**

[21] Appl. No.: **867,866**

[22] Filed: **Apr. 10, 1992**

[52] U.S. Cl. **D23/283**

[58] Field of Search 4/524, 525, 528, 531, 4/532, 533, 538, 541.1-541.6, 557, 571, 576.1, 577.1, 589, 590, 596, 607, 610-614; D23/275, 277-283, 303-307

[56] **References Cited**

U.S. PATENT DOCUMENTS

- D. 215,290 9/1969 Seymour D23/283
- D. 219,514 12/1970 Skyhawk D23/283
- D. 223,609 5/1972 Lax D23/283

- D. 227,010 5/1973 Alexander D23/283
- D. 227,102 6/1973 Alexander D23/283
- D. 230,979 3/1974 Seymour D23/283
- D. 261,548 10/1981 Chisholm D23/283
- D. 265,679 8/1982 Ballord D23/283
- D. 299,742 2/1989 Reid D23/283
- D. 336,949 6/1993 Clark et al. D23/283
- 3,870,388 3/1975 Lofgren 4/614 X

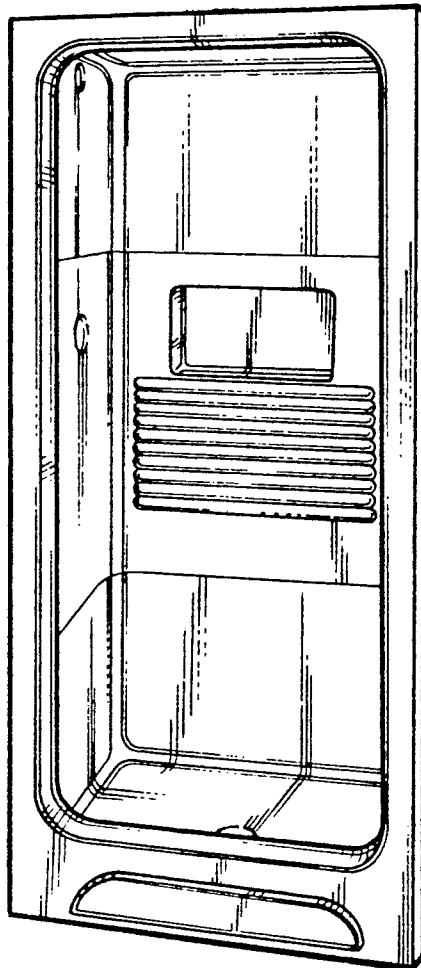
Primary Examiner—James R. Largen
Attorney, Agent, or Firm—Edgar A. Zarins; Malcolm L. Sutherland

[57] **CLAIM**

The ornamental design for a shower stall, as shown and described.

DESCRIPTION

FIG. 1 is a front perspective view of a shower stall showing our new design;
 FIG. 2 is a front elevational view thereof;
 FIG. 3 is a cross sectional view taken on line 3—3 of FIG. 2; and,
 FIG. 4 is a cross sectional view taken on line 4—4 of FIG. 2.



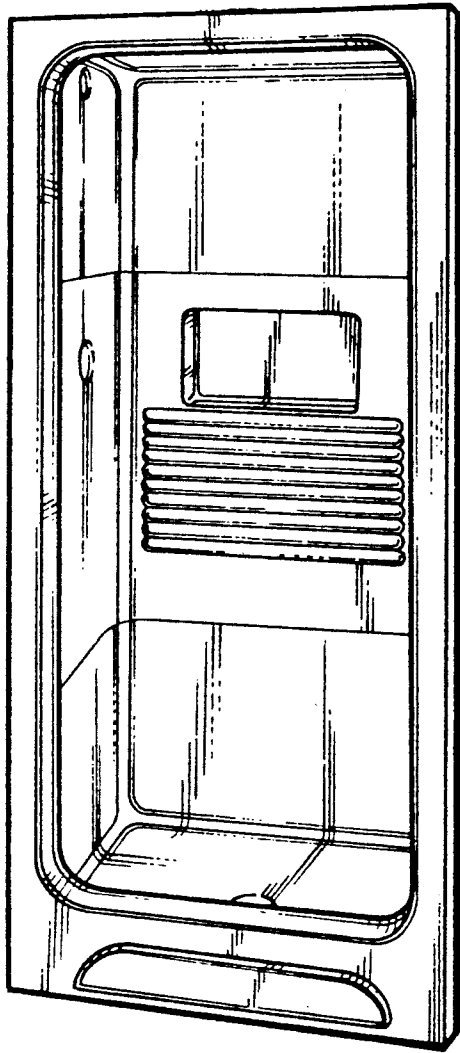


Fig-1

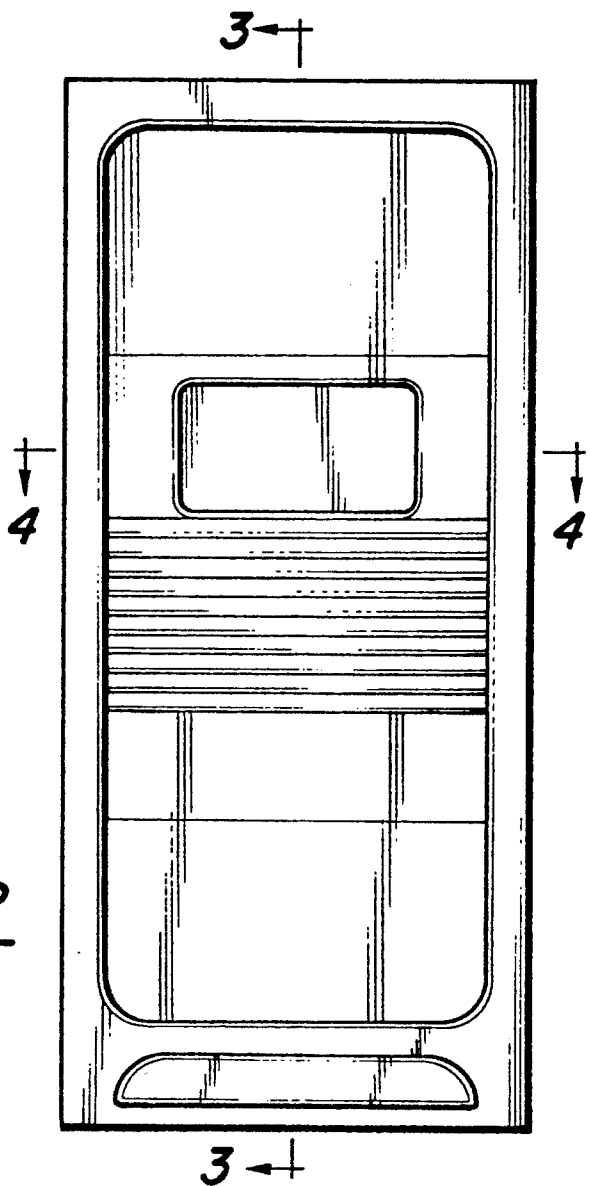


Fig-2

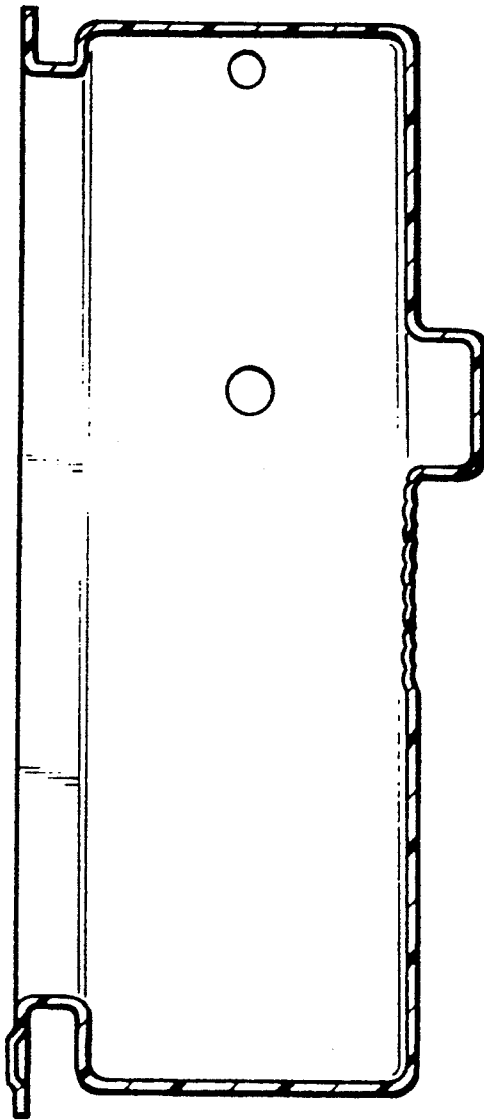


Fig-3

Fig-4

