



US00D409224S

United States Patent [19]

[11] Patent Number: **Des. 409,224**

Matera

[45] Date of Patent: ****May 4, 1999**

[54] **EYEWEAR**

[75] Inventor: **Pasquale J. Matera**, Plainview, N.Y.

[73] Assignee: **J.W. Envisions, Inc.**, Huntingdon Valley, Pa.

[**] Term: **14 Years**

[21] Appl. No.: **29/090,624**

[22] Filed: **Jul. 13, 1998**

[51] **LOC (6) Cl.** **16-06**

[52] **U.S. Cl.** **D16/326**

[58] **Field of Search** D16/101, 300-330,
D16/335, 338; 351/41, 44, 51, 52, 111,
116, 118, 119, 121, 122, 158; 2/431, 432,
436, 437, 447, 448, 450

[56] **References Cited**

U.S. PATENT DOCUMENTS

- D. 201,578 7/1965 Petitto D16/326
- D. 376,810 12/1996 Ollie D16/326
- D. 383,478 9/1997 Wilson D16/326

- D. 387,792 12/1997 Bondet D16/326
- D. 387,794 12/1997 Mage D16/326
- D. 389,852 1/1998 Mage D16/326
- D. 394,276 5/1998 Pesohel D16/315
- D. 394,873 6/1998 Atabeyki D16/326
- D. 395,329 6/1998 Porsche et al. D16/316
- 5,638,145 6/1997 Jannard et al. 351/41

Primary Examiner—Raphael Barkai
Attorney, Agent, or Firm—Gregory J. Gore

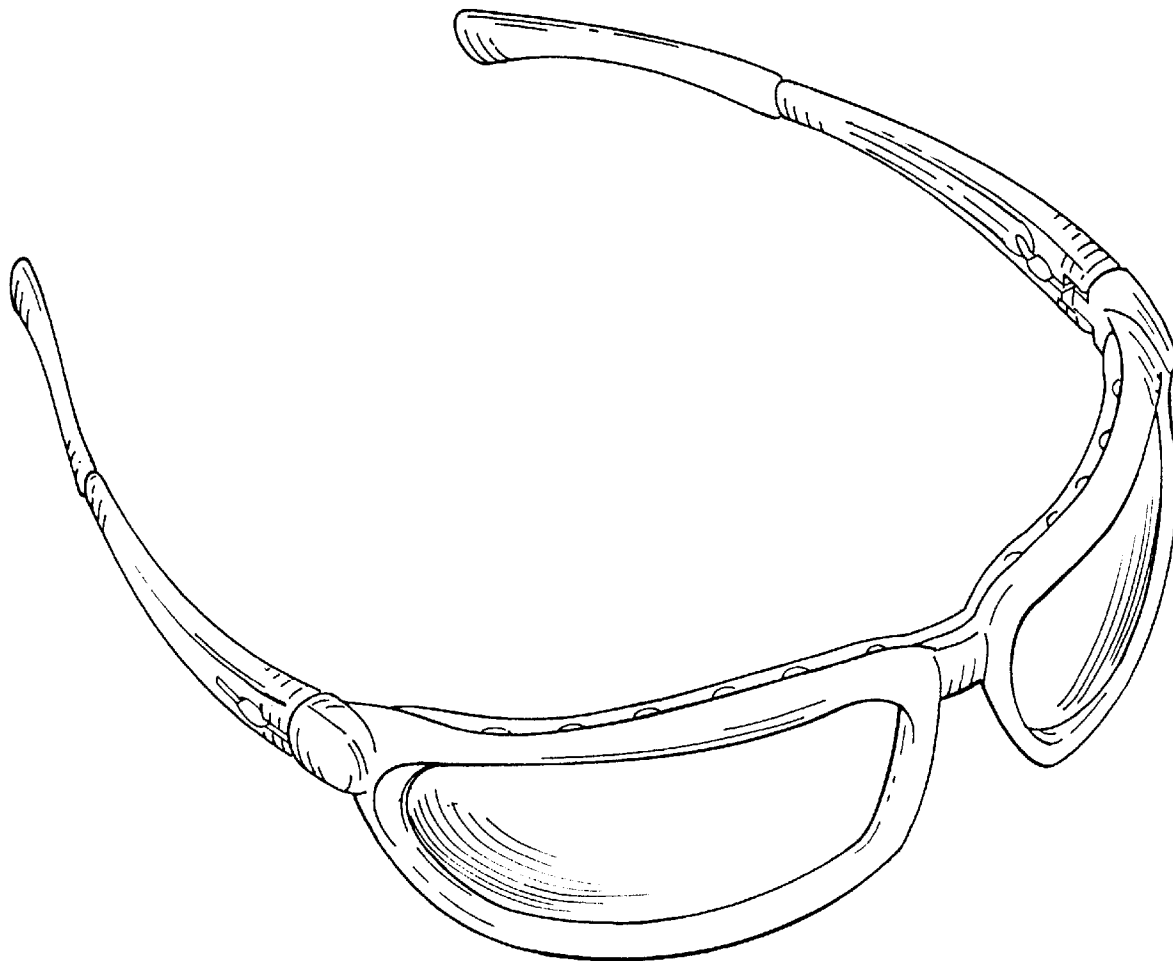
[57] **CLAIM**

The ornamental design for eyewear, as shown and described.

DESCRIPTION

FIG. 1 is a perspective view of eyewear showing my new design;
FIG. 2 is a right side elevational view thereof, the side opposite being substantially a mirror image;
FIG. 3 is a top plan view thereof;
FIG. 4 is a front elevational view thereof;
FIG. 5 is a rear elevational view thereof; and,
FIG. 6 is a bottom plan view thereof.

1 Claim, 3 Drawing Sheets



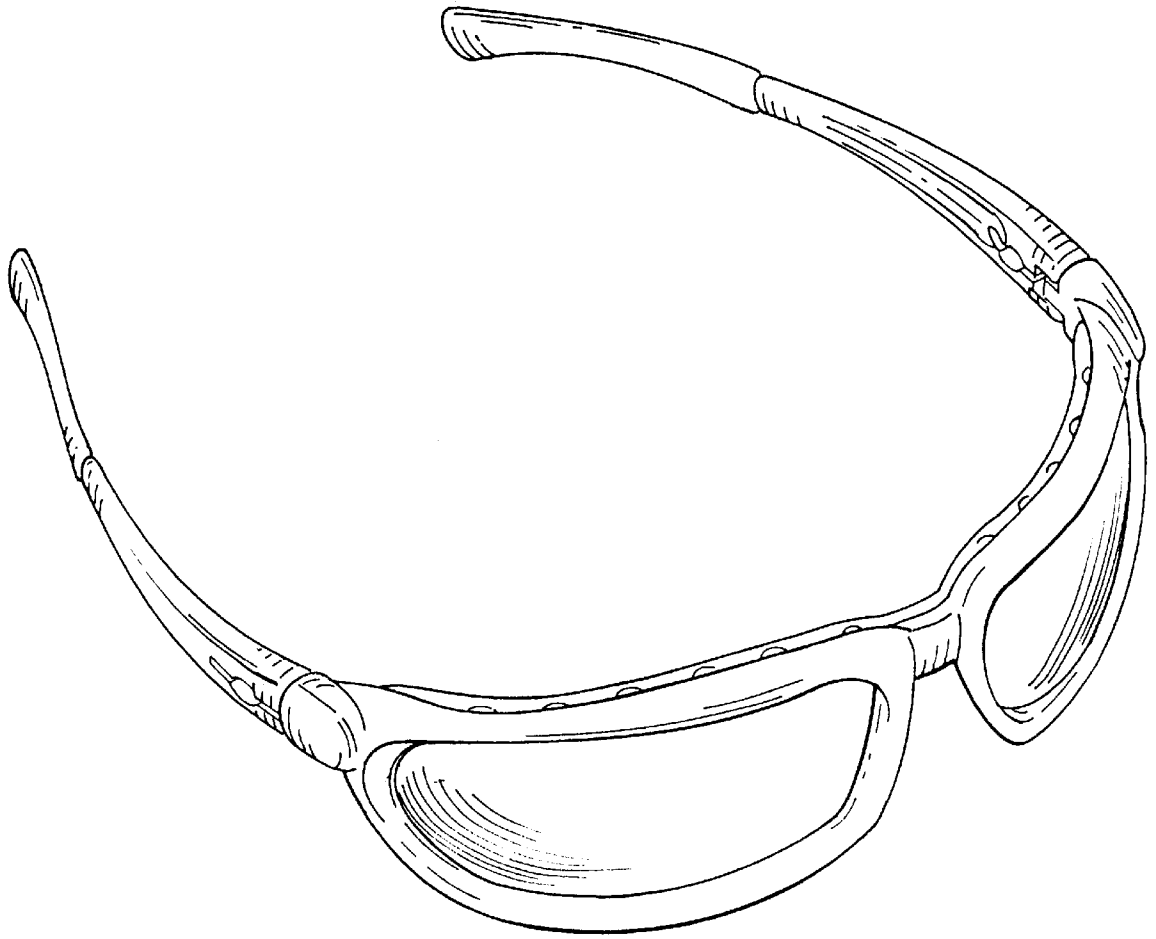


Fig. 1

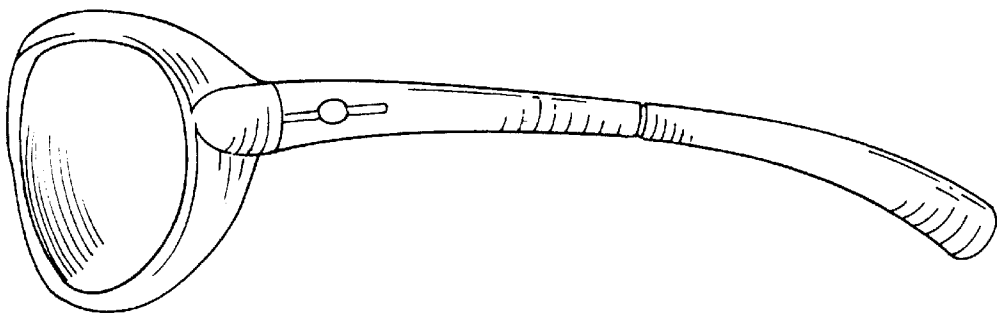


Fig. 2

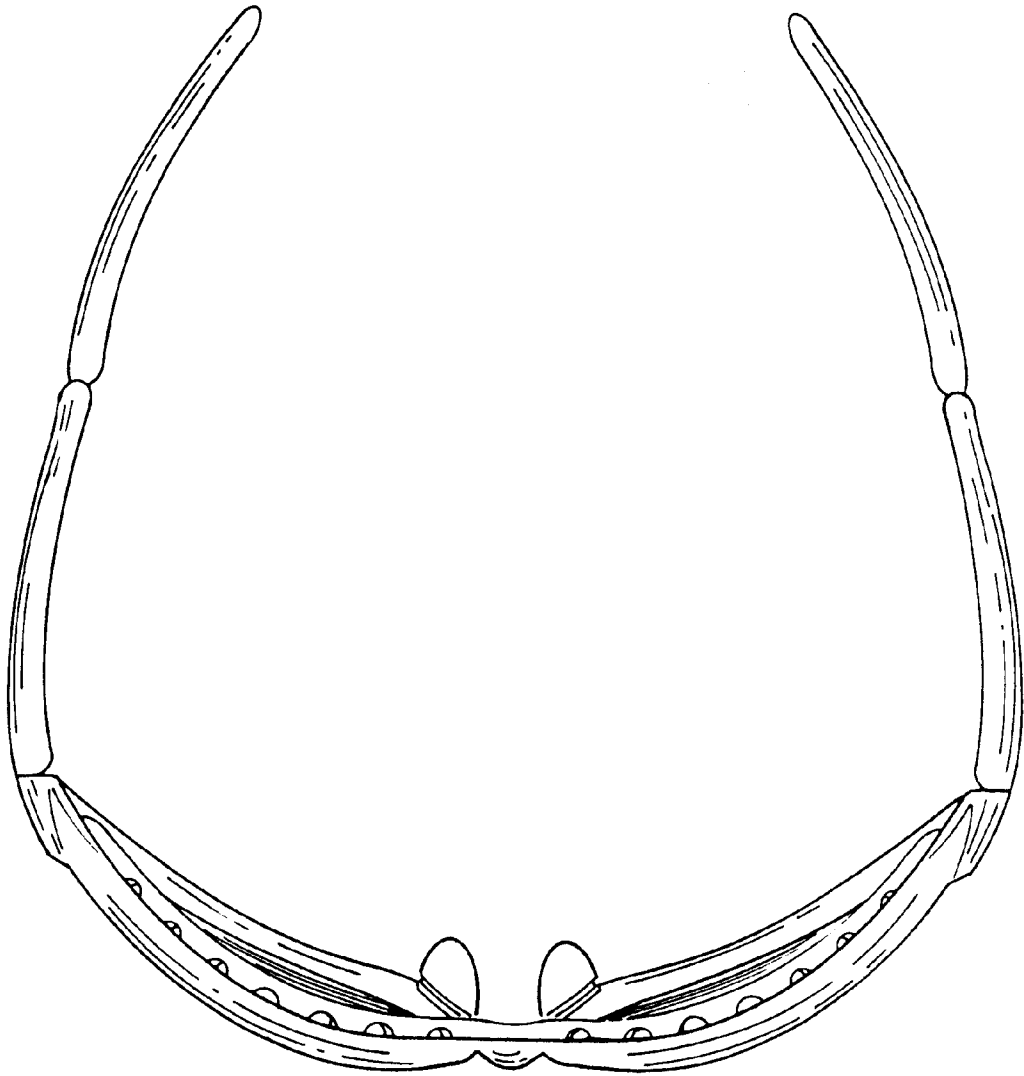


Fig. 3




Fig. 4

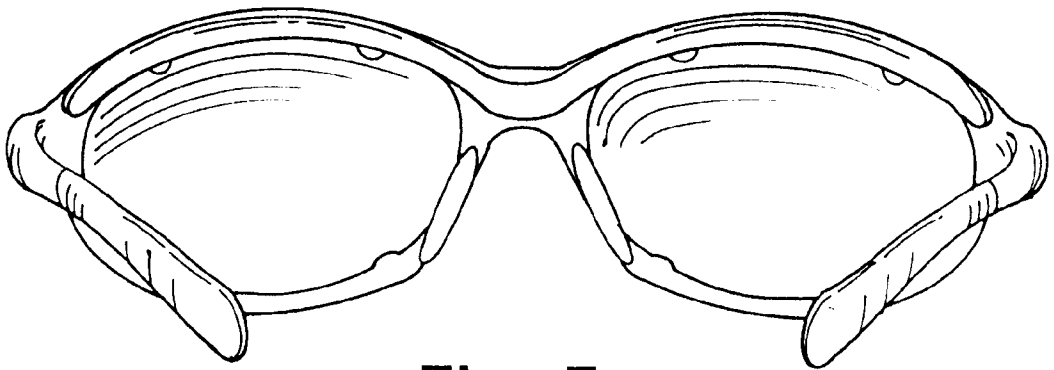


Fig. 5

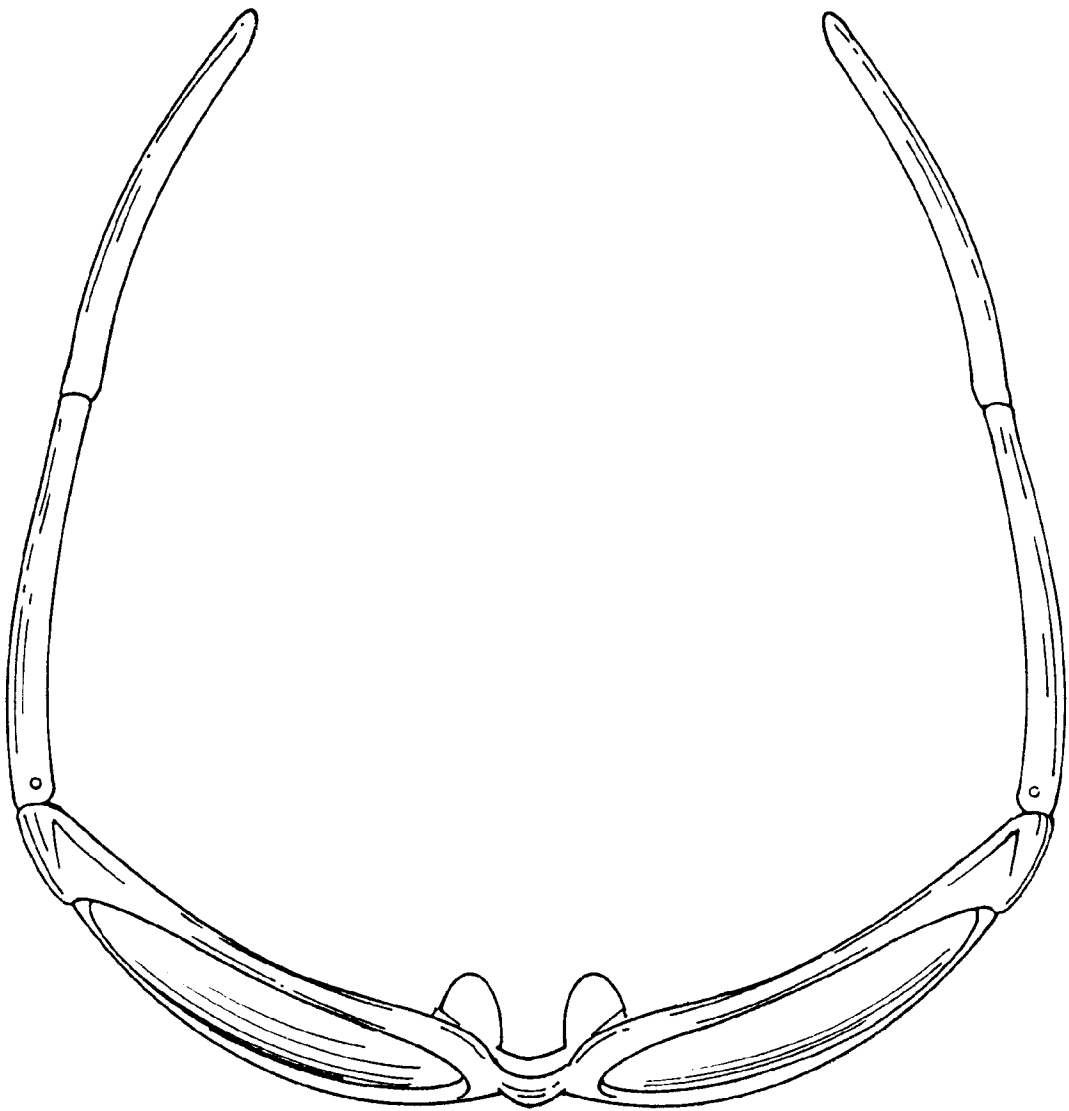


Fig. 6