



US00D522642S

(12) **United States Design Patent**  
**Matsuda et al.**

(10) **Patent No.:** **US D522,642 S**

(45) **Date of Patent:** **\*\* Jun. 6, 2006**

(54) **AIR FRESHENER**

(75) Inventors: **Eiko Matsuda, Ako (JP); Hirohisa Yokoya, Ako (JP); Yumi Miyake, Ako (JP)**

(73) Assignee: **Earth Chemical Co., Ltd., Tokyo (JP)**

(\*\*) **Term:** **14 Years**

(21) **Appl. No.:** **29/223,528**

(22) **Filed:** **Feb. 16, 2005**

(30) **Foreign Application Priority Data**

Sep. 30, 2004 (EM) ..... 000235551

(51) **LOC (8) Cl.** ..... **23-04**

(52) **U.S. Cl.** ..... **D23/366**

(58) **Field of Classification Search** ..... 342/389-394, 342/398, 401, 403, 405, 406; 239/135, 136, 239/34, 37, 41, 42, 53, 56-58; 261/DIG. 17, 261/DIG. 65, DIG. 88, DIG. 89; D23/355-369; D9/521

See application file for complete search history.

(56) **References Cited**

**U.S. PATENT DOCUMENTS**

1,601,258 A \* 9/1926 Pajer ..... 128/203.17  
D242,461 S \* 11/1976 Davies ..... D23/366  
D330,757 S \* 11/1992 DeLaney et al. .... D23/364  
D345,788 S \* 4/1994 Green ..... D23/366

D370,704 S \* 6/1996 Oberhoff ..... D21/684  
D386,255 S \* 11/1997 Ying-teng ..... D23/364  
5,851,442 A \* 12/1998 Spector ..... 261/30  
D421,112 S \* 2/2000 Clement et al. .... D23/366  
D422,692 S \* 4/2000 Quinones ..... D23/367  
D427,671 S \* 7/2000 Yin-Choi ..... D23/366  
6,371,453 B1 \* 4/2002 Hunter ..... 261/107  
D460,168 S \* 7/2002 Chen ..... D23/364  
D477,063 S \* 7/2003 Huang ..... D23/365  
D477,997 S \* 8/2003 Hakansson ..... D9/516  
2002/0170214 A1 \* 11/2002 Lin ..... 40/409  
2003/0080197 A1 \* 5/2003 Tuomikoski et al. .... 239/44

\* cited by examiner

*Primary Examiner*—Sandra S. Snapp

(74) *Attorney, Agent, or Firm*—Sughrue Mion, PLLC

(57) **CLAIM**

The ornamental design for an air freshener, as shown and described.

**DESCRIPTION**

FIG. 1 is a perspective view of front, right side and top of an air freshener showing our new design;  
FIG. 2 is a front view thereof; the opposite side view being identical thereto;  
FIG. 3 is a right side view thereof; the opposite side view being identical thereto;  
FIG. 4 is a top plan view thereof; and,  
FIG. 5 is a bottom view thereof.

**1 Claim, 5 Drawing Sheets**

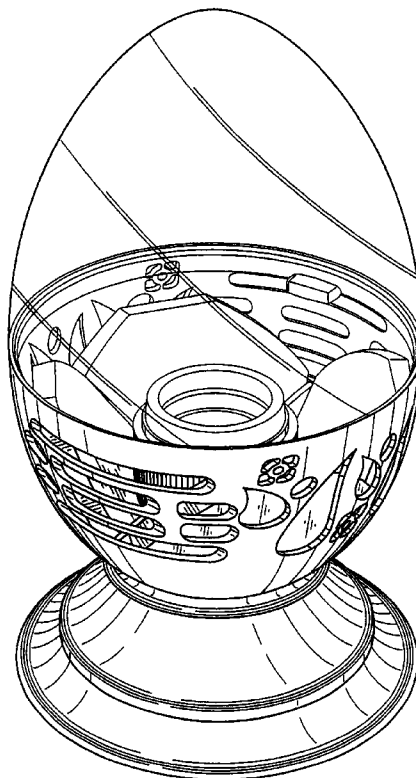


FIG. 1

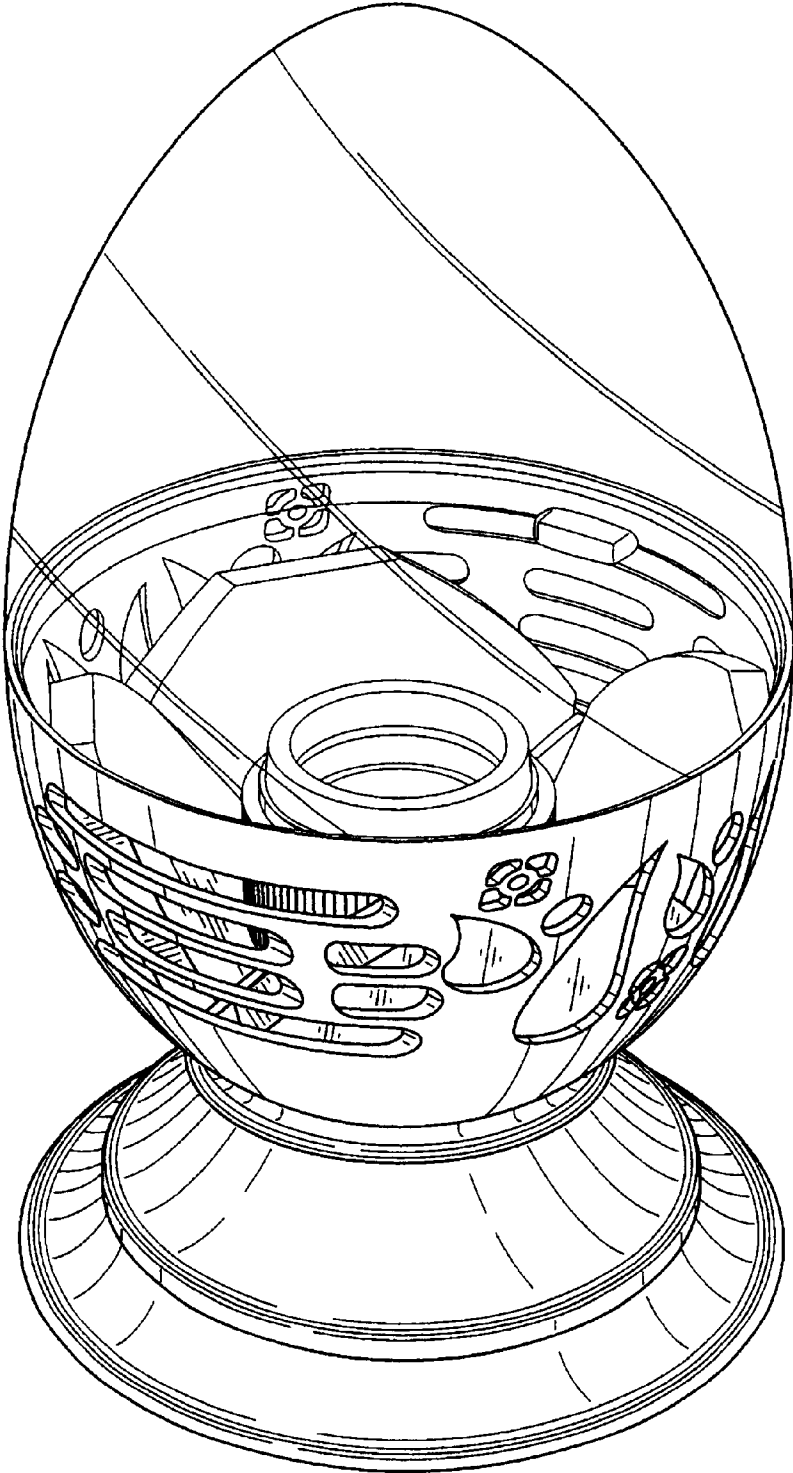
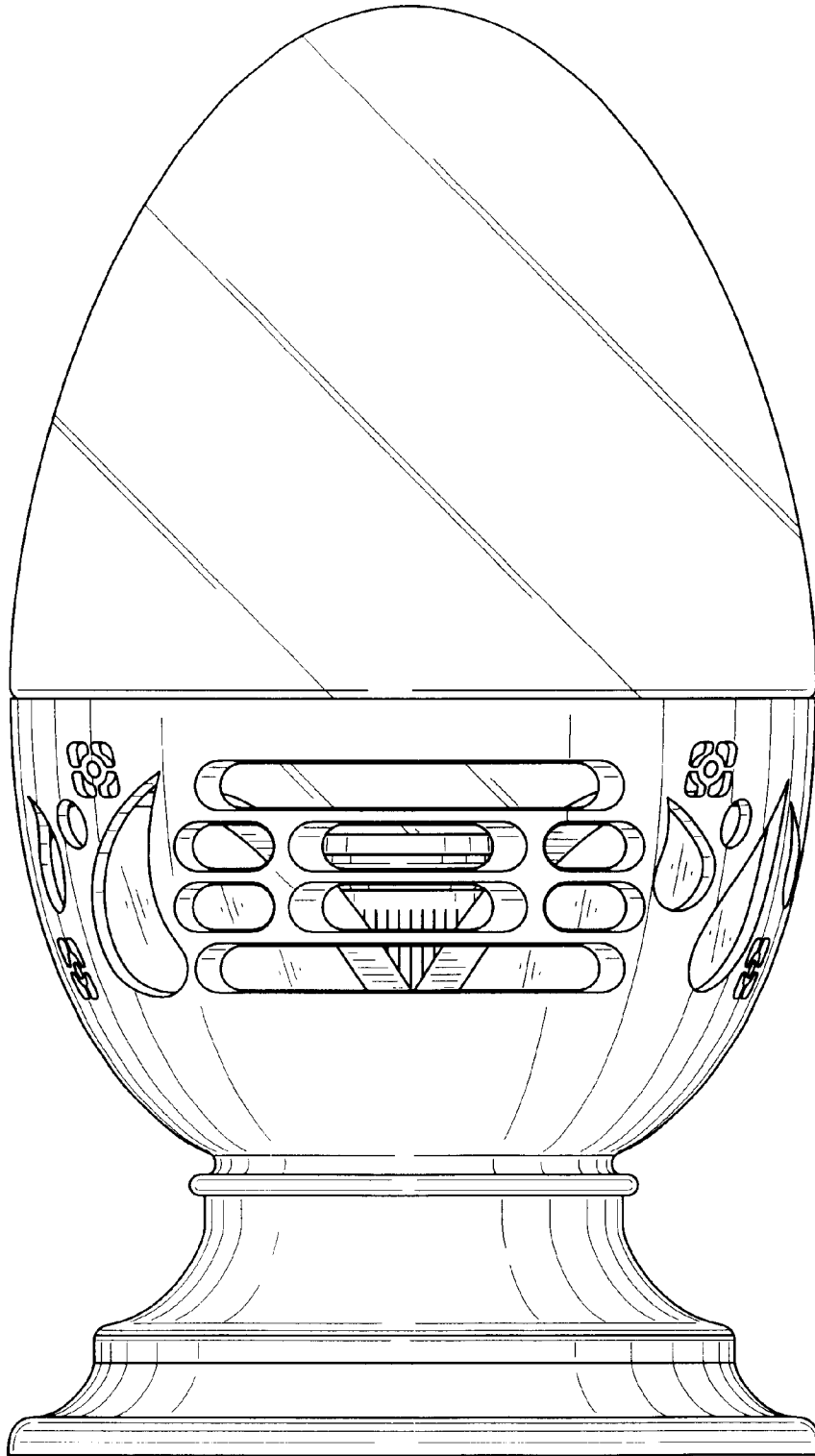
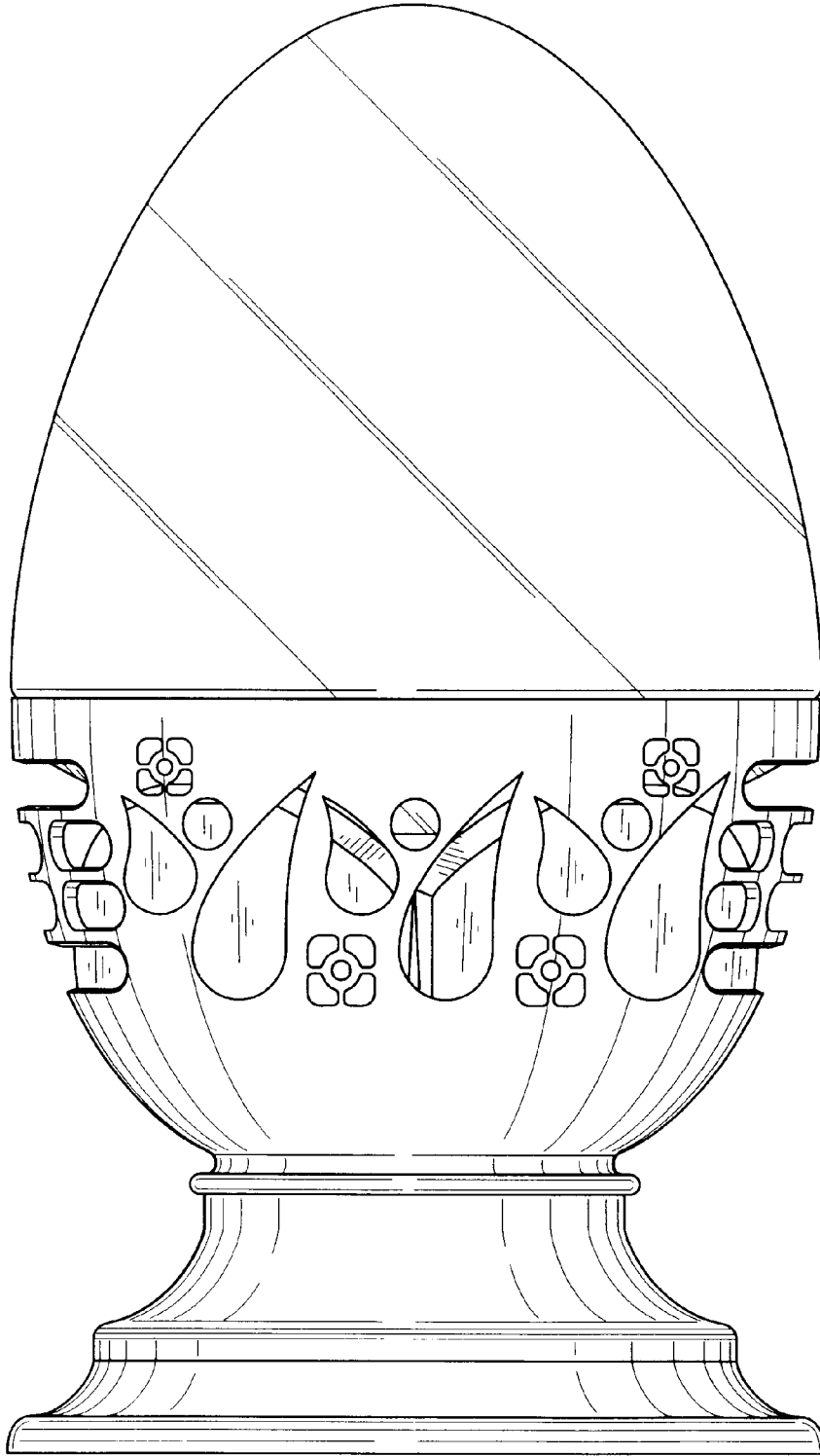


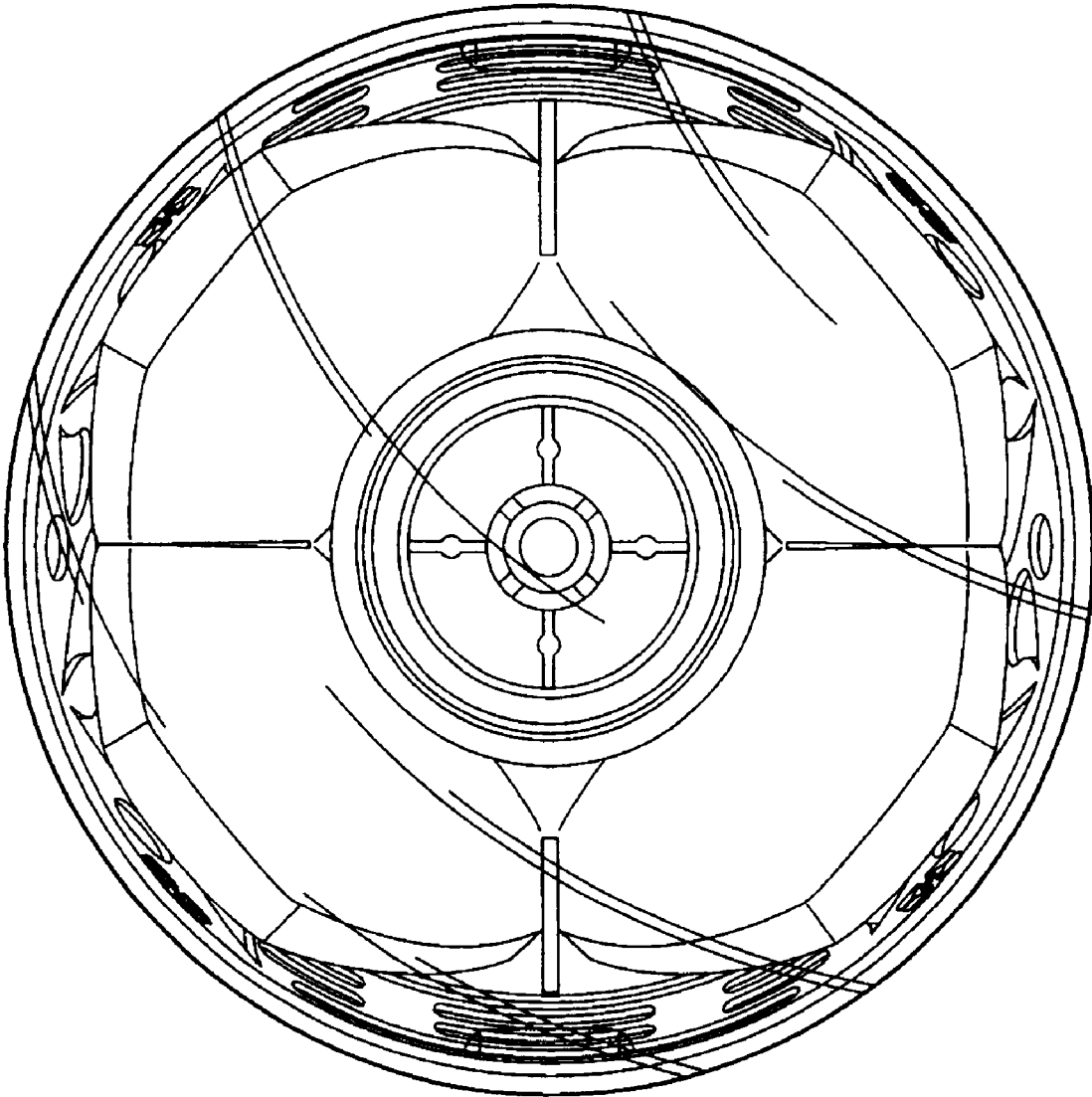
FIG. 2



*FIG. 3*



**FIG. 4**



*FIG. 5*

