United States Patent [19]

Green

[11] **Patent Number: Des. 284,698**

[45] **Date of Patent: ** Jul. 15, 1986**

[54] **LATERAL ANASTOMOSIS SURGICAL STAPLER**

[75] Inventor: **David T. Green,** Norwalk, Conn.

[73] Assignee: **United States Surgical Corporation,** Norwalk, Conn.

[**] Term: **14 Years**

[21] Appl. No.: **598,784**

[22] Filed: **Apr. 10, 1984**

[52] **U.S. Cl.** **D24/26**

[58] **Field of Search** ..... D24/26, 27, 28; D8/48, D8/49, 50, 51, 68; 72/410; 128/305, 334 R, 337, 335; 206/339; 227/DIG. 1, 8, 19, 76, 107, 109, 110, 120, 129, 127, 134, 153, 156

[56] **References Cited**

U.S. PATENT DOCUMENTS

D. 272,851	2/1984	Green et al.	D24/26
D. 272,852	2/1984	Green et al.	D24/26
3,079,606	3/1963	Bobrov et al.	1/120
3,482,428	12/1969	Kapitanov et al.	72/410
3,490,675	1/1970	Green et al.	227/19
3,499,591	3/1970	Green	227/76
4,429,695	2/1984	Green	128/305

FOREIGN PATENT DOCUMENTS

888868	12/1971	Canada .
173878	9/1965	U.S.S.R. .

Primary Examiner—A. Hugo Word
Assistant Examiner—Stella M. Reid
Attorney, Agent, or Firm—Robert R. Jackson; John E. Nathan; Richard A. Inz

[57] **CLAIM**

The ornamental design for a lateral anastomosis surgical stapler, substantially as shown and described.

DESCRIPTION

FIG. **1** is a perspective view of a lateral anastomosis surgical stapler showing my new design;
FIG. **2** is a side elevational view thereof;
FIG. **3** is a side elevational view thereof as seen from the rear of FIG. **1;**
FIG. **4** is a top plan view thereof;
FIG. **5** is a bottom plan view thereof;
FIG. **6** is an end elevational view thereof as seen from the left of FIG. **2;** and
FIG. **7** is an end elevational view thereof as seen from the left of FIG. **3.**

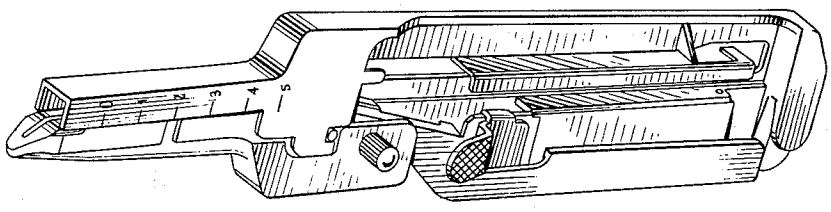

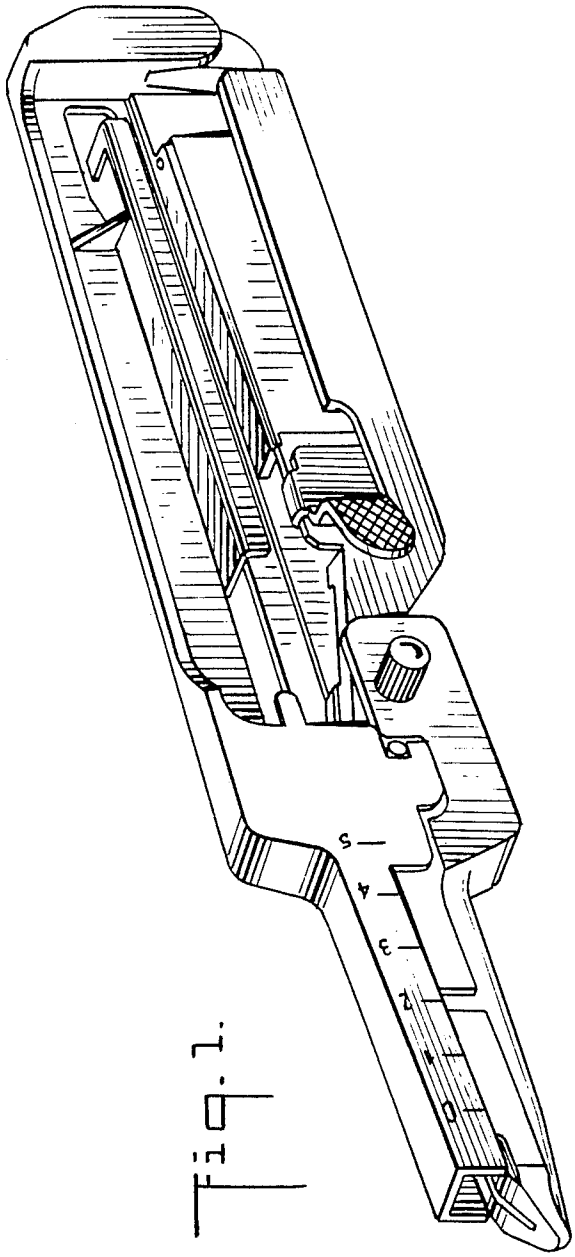

Fig. 1.

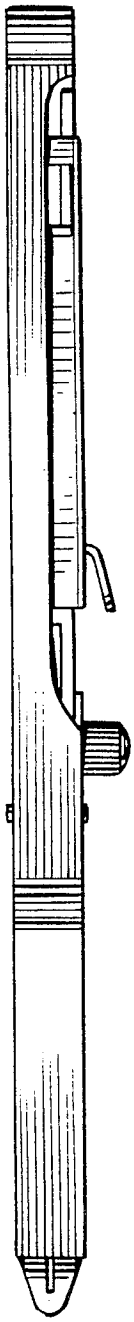

Fig. 4.

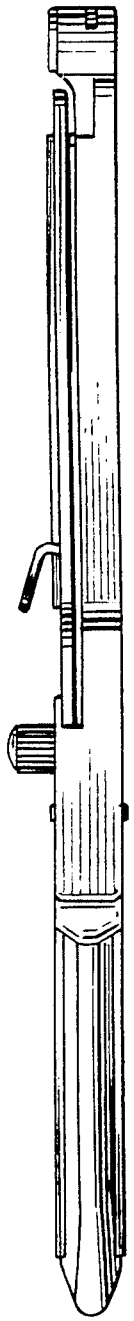

Fig. 5.

Fig. 2.

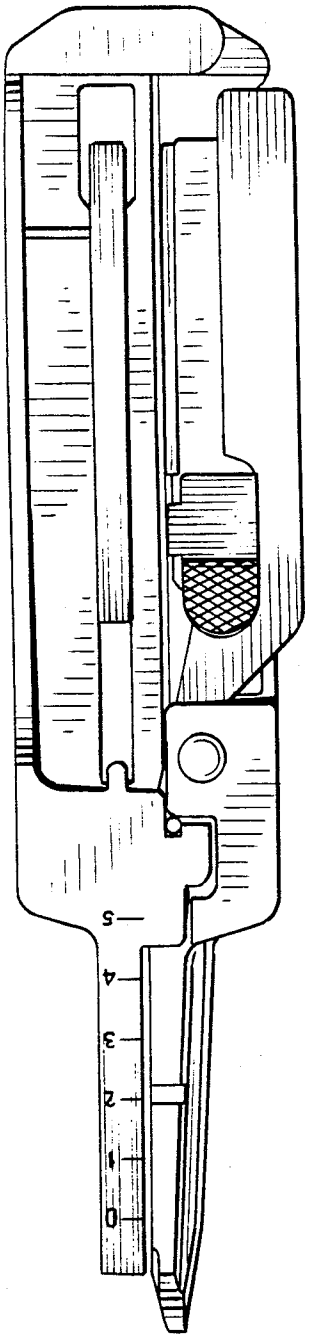

Fig. 3.

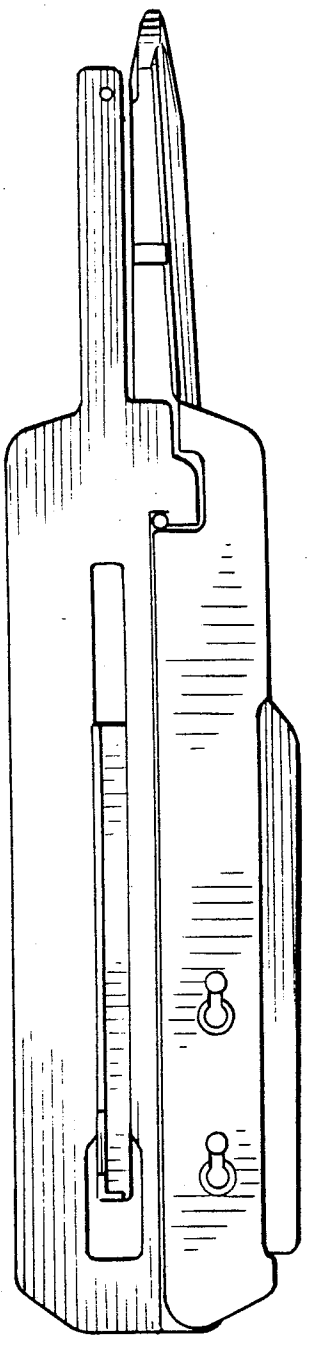

Fig. 6.

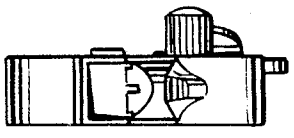

Fig. 7.

