



US00D788495S

(12) **United States Design Patent**
Bouroullec et al.

(10) **Patent No.:** **US D788,495 S**
(45) **Date of Patent:** **** Jun. 6, 2017**

- (54) **WORK STATION**
- (71) Applicant: **Vitra Patente AG**, Birsfelden (CH)
- (72) Inventors: **Erwan Bouroullec**, Paris (FR); **Ronan Bouroullec**, Paris (FR)
- (73) Assignee: **VITRA PATENTE AG**, Birsfelden (CH)
- (**) Term: **14 Years**
- (21) Appl. No.: **29/506,590**
- (22) Filed: **Oct. 17, 2014**

D304,529 S *	11/1989	Hontz	D6/332
D376,278 S *	12/1996	Zivari	D6/643
D718,945 S *	12/2014	Nicholas	D6/356
D732,850 S *	6/2015	Bouroullec	D6/643
D740,039 S *	10/2015	Bouroullec	D6/335
D740,040 S *	10/2015	Bouroullec	D6/338
D740,058 S *	10/2015	Bouroullec	D6/643.1

- (30) **Foreign Application Priority Data**
- Oct. 14, 2014 (WO) 845302301
- (51) **LOC (10) Cl.** **06-03**
- (52) **U.S. Cl.**
- USPC **D6/643.1**
- (58) **Field of Classification Search**
- USPC D6/332, 337, 357, 406.3, 553, 555, 641, D6/643, 643.1, 644, 648, 648.2, 648.3, D6/653, 653.1, 654, 654.18, 656, 656.13, D6/656.15, 672, 685, 687, 692, 692.3, D6/692.4, 698, 708, 708.17, 334, 364
- CPC A47B 3/00; A47B 5/00; A47B 7/00; A47B 7/02; A47B 21/00; A47B 21/0314; A47B 2021/0364; A47B 23/00; A47B 23/001; A47B 23/04; A47B 31/06
- See application file for complete search history.

OTHER PUBLICATIONS

‘Workbays 90’. vitra.com [online]. Undated [retrieved Sep. 23, 2016]. Retrieved from the Internet: <URL: https://www.vitra.com/en-us/_storage/asset/979391/storage/master/file/41428087/download/Workbays90%20Factsheet%20EN.pdf>.*

* cited by examiner

Primary Examiner — Mary Ann Calabrese
(74) *Attorney, Agent, or Firm* — Dorsey & Whitney LLP

(56) **References Cited**

U.S. PATENT DOCUMENTS

D225,871 S *	1/1973	Cranell	D6/643
D252,635 S *	8/1979	Richgels	D19/60


(57) **CLAIM**

The ornamental design for a work station, as shown and described.

DESCRIPTION

FIG. 1 shows a top, front, right perspective view of a work station;
FIG. 2 shows a top, right perspective view thereof;
FIG. 3 shows a top, rear, right perspective view thereof;
FIG. 4 shows a top perspective view thereof;
FIG. 5 shows a left perspective view thereof, the right perspective view being a mirror image; and,
FIG. 6 shows a front perspective view thereof, the rear perspective view being a mirror image.

1 Claim, 6 Drawing Sheets






FIG. 1




FIG. 2

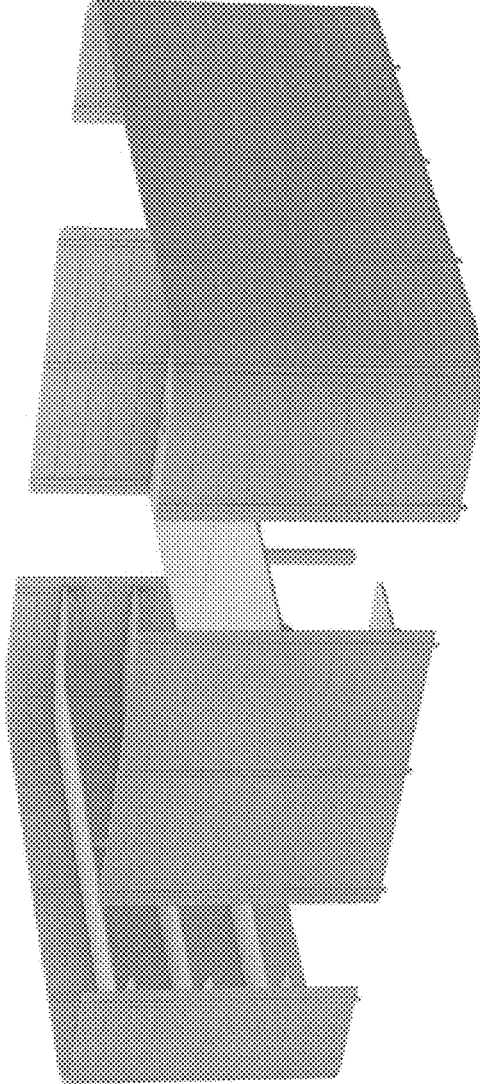


FIG. 3




FIG. 4






FIG. 5




FIG. 6