



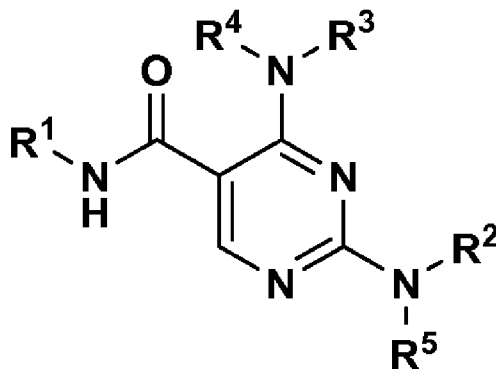
- (51) International Patent Classification:
C07D 239/95 (2006.01) A61P 37/00 (2006.01)
A61K 31/513 (2006.01) A61P 29/00 (2006.01)
A61P 35/00 (2006.01)
- (21) International Application Number:
PCT/US2013/068866
- (22) International Filing Date:
7 November 2013 (07.11.2013)
- (25) Filing Language: English
- (26) Publication Language: English
- (30) Priority Data:
61/723,827 8 November 2012 (08.11.2012) US
- (71) Applicant: BRISTOL-MYERS SQUIBB COMPANY
[US/US]; P.O. Box 4000, Route 206 and Province Line
Road, Princeton, New Jersey 08543-4000 (US).
- (72) Inventors: SANTELLA, Joseph B.; c/o Bristol-Myers
Squibb Company, Route 206 & Province Line Road, Prin-
ceton, New Jersey 08543 (US). MOSLIN, Ryan M.; c/o
Bristol-Myers Squibb Company, Route 206 & Province
Line Road, Princeton, New Jersey 08543 (US). WEIN-
STEIN, David S.; c/o Bristol-Myers Squibb Company,
Route 206 & Province Line Road, Princeton, New Jersey
08543 (US). WROBLESKI, Stephen T.; c/o Bristol-My-
ers Squibb Company, Route 206 & Province Line Road,
Princeton, New Jersey 08543 (US). TOKARSKI, John S.;
c/o Bristol-Myers Squibb Company, Route 206 & Province
Line Road, Princeton, New Jersey 08543 (US).
- (74) Agents: DUNCAN, Laurelee A. et al.; Bristol-Myers
Squibb Company, P.O. Box 4000, Princeton, New Jersey
08543-4000 (US).
- (81) Designated States (unless otherwise indicated, for every
kind of national protection available): AE, AG, AL, AM,
AO, AT, AU, AZ, BA, BB, BG, BH, BN, BR, BW, BY,
BZ, CA, CH, CL, CN, CO, CR, CU, CZ, DE, DK, DM,
DO, DZ, EC, EE, EG, ES, FI, GB, GD, GE, GH, GM, GT,
HN, HR, HU, ID, IL, IN, IR, IS, JP, KE, KG, KN, KP, KR,
KZ, LA, LC, LK, LR, LS, LT, LU, LY, MA, MD, ME,
MG, MK, MN, MW, MX, MY, MZ, NA, NG, NI, NO, NZ,
OM, PA, PE, PG, PH, PL, PT, QA, RO, RS, RU, RW, SA,
SC, SD, SE, SG, SK, SL, SM, ST, SV, SY, TH, TJ, TM,
TN, TR, TT, TZ, UA, UG, US, UZ, VC, VN, ZA, ZM,
ZW.
- (84) Designated States (unless otherwise indicated, for every
kind of regional protection available): ARIPO (BW, GH,
GM, KE, LR, LS, MW, MZ, NA, RW, SD, SL, SZ, TZ,
UG, ZM, ZW), Eurasian (AM, AZ, BY, KG, KZ, RU, TJ,
TM), European (AL, AT, BE, BG, CH, CY, CZ, DE, DK,
EE, ES, FI, FR, GB, GR, HR, HU, IE, IS, IT, LT, LU, LV,
MC, MK, MT, NL, NO, PL, PT, RO, RS, SE, SI, SK, SM,
TR), OAPI (BF, BJ, CF, CG, CI, CM, GA, GN, GQ, GW,
KM, ML, MR, NE, SN, TD, TG).

Declarations under Rule 4.17:

- as to applicant's entitlement to apply for and be granted a patent (Rule 4.17(ii))
- as to the applicant's entitlement to claim the priority of the earlier application (Rule 4.17(iii))
- of inventorship (Rule 4.17(iv))

[Continued on next page]

(54) Title: ALKYL AMIDE-SUBSTITUTED PYRIMIDINE COMPOUNDS USEFUL IN THE MODULATION OF IL-12, IL-23 AND/OR IFN α



(I)

(57) Abstract: Compounds having the following formula (I): or a stereoisomer or pharmaceutically-acceptable salt thereof, where R¹, R², R³, R⁴, and R⁵ are as defined herein, are useful in the modulation of IL-12, IL-23 and/or IFN α by acting on Tyk-2 to cause signal transduction inhibition.

Published:

— *with international search report (Art. 21(3))*

ALKYL AMIDE-SUBSTITUTED PYRIMIDINE COMPOUNDS USEFUL IN THE
MODULATION OF IL-12, IL-23 AND/OR IFN α

FIELD OF THE INVENTION

5 [0001] This invention relates to compounds useful in the modulation of IL-12, IL-23 and/or IFN α by acting on Tyk-2 to cause signal transduction inhibition. Provided herein are alkyl amide-substituted pyrimidine compounds, compositions comprising such compounds, and methods of their use. The invention further pertains to pharmaceutical compositions containing at least one compound according to the invention that are useful
10 for the treatment of conditions related to the modulation of IL-12, IL-23 and/or IFN α in a mammal.

BACKGROUND OF THE INVENTION

[0002] The heterodimeric cytokines interleukin (IL)-12 and IL-23, which share a
15 common p40 subunit, are produced by activated antigen-presenting cells and are critical in the differentiation and proliferation of Th1 and Th17 cells, two effector T cell lineages which play key roles in autoimmunity. IL-23 is composed of the p40 subunit along with a unique p19 subunit. IL-23, acting through a heterodimeric receptor composed of IL-23R and IL-12R β 1, is essential for the survival and expansion of Th17 cells which
20 produce pro-inflammatory cytokines such as IL-17A, IL-17F, IL-6 and TNF- α (McGeachy, M.J. et al., "The link between IL-23 and Th17 cell-mediated immune pathologies", *Semin. Immunol.*, 19:372-376 (2007)). These cytokines are critical in mediating the pathobiology of a number of autoimmune diseases, including rheumatoid arthritis, multiple sclerosis, inflammatory bowel disease, and lupus. IL-12, in addition to
25 the p40 subunit in common with IL-23, contains a p35 subunit and acts through a heterodimeric receptor composed of IL-12R β 1 and IL-12R β 2. IL-12 is essential for Th1 cell development and secretion of IFN γ , a cytokine which plays a critical role in immunity by stimulating MHC expression, class switching of B cells to IgG subclasses, and the activation of macrophages (Gracie, J.A. et al., "Interleukin-12 induces interferon-
30 gamma-dependent switching of IgG alloantibody subclass", *Eur. J. Immunol.*, 26:1217-1221 (1996); Schroder, K. et al., "Interferon-gamma: an overview of signals, mechanisms and functions", *J. Leukoc. Biol.*, 75(2):163-189 (2004)).

[0003] The importance of the p40-containing cytokines in autoimmunity is demonstrated by the discovery that mice deficient in either p40, p19, or IL-23R are protected from disease in models of multiple sclerosis, rheumatoid arthritis, inflammatory bowel disease, lupus and psoriasis, among others (Kytтарis, V.C. et al., "Cutting edge: IL-23 receptor deficiency prevents the development of lupus nephritis in C57BL/6-lpr/lpr mice", *J. Immunol.*, 184:4605-4609 (2010); Hong, K. et al., "IL-12, independently of IFN-gamma, plays a crucial role in the pathogenesis of a murine psoriasis like skin disorder", *J. Immunol.*, 162:7480-7491 (1999); Hue, S. et al., "Interleukin-23 drives innate and T cell-mediated intestinal inflammation", *J. Exp. Med.*, 203:2473-2483 (2006); Cua, D.J. et al., "Interleukin-23 rather than interleukin-12 is the critical cytokine for autoimmune inflammation of the brain", *Nature*, 421:744-748 (2003); Murphy, C.A. et al., "Divergent pro- and anti-inflammatory roles for IL-23 and IL-12 in joint autoimmune inflammation", *J. Exp. Med.*, 198:1951-1957 (2003)).

[0004] In human disease, high expression of p40 and p19 has been measured in psoriatic lesions, and Th17 cells have been identified in active lesions in the brain from MS patients and in the gut mucosa of patients with active Crohn's disease (Lee, E. et al., "Increased expression of interleukin 23 p19 and p40 in lesional skin of patients with psoriasis vulgaris", *J. Exp. Med.*, 199:125-130 (2004); Tzartos, J.S. et al., "Interleukin-17 production in central nervous system infiltrating T cells and glial cells is associated with active disease in multiple sclerosis", *Am. J. Pathol.*, 172:146-155 (2008)). The mRNA levels of p19, p40, and p35 in active SLE patients were also shown to be significantly higher compared with those in inactive SLE patients (Huang, X. et al., "Dysregulated expression of interleukin-23 and interleukin-12 subunits in systemic lupus erythematosus patients", *Mod. Rheumatol.*, 17:220-223 (2007)), and T cells from lupus patients have a predominant Th1 phenotype (Tucci, M. et al., "Overexpression of interleukin-12 and T helper 1 predominance in lupus nephritis", *Clin. Exp. Immunol.*, 154:247-254 (2008)).

[0005] Moreover, genome-wide association studies have identified a number of loci associated with chronic inflammatory and autoimmune diseases that encode factors that function in the IL-23 and IL-12 pathways. These genes include IL23A, IL12A, IL12B, IL12RB1, IL12RB2, IL23R, JAK2, TYK2, STAT3, and STAT4 (Lees, C.W. et al., "New IBD genetics: common pathways with other diseases", *Gut*, 60:1739-1753 (2011); Tao, J.H. et al., "Meta-analysis of TYK2 gene polymorphisms association with susceptibility

to autoimmune and inflammatory diseases", *Mol. Biol. Rep.*, 38:4663-4672 (2011); Cho, J.H. et al., "Recent insights into the genetics of inflammatory bowel disease", *Gastroenterology*, 140:1704-1712 (2011)).

[0006] Indeed, anti-p40 treatment, which inhibits both IL-12 and IL-23, as well as IL-
5 23-specific anti-p19 therapies have been shown to be efficacious in the treatment of
autoimmunity in diseases including psoriasis, Crohn's Disease and psoriatic arthritis
(Leonardi, C.L. et al., "PHOENIX 1 study investigators. Efficacy and safety of
ustekinumab, a human interleukin-12/23 monoclonal antibody, in patients with psoriasis:
76-week results from a randomized, double-blind, placebo-controlled trial (PHOENIX
10 1)", *Lancet*, 371:1665-1674 (2008); Sandborn, W.J. et al., "Ustekinumab Crohn's Disease
Study Group. A randomized trial of Ustekinumab, a human interleukin-12/23 monoclonal
antibody, in patients with moderate-to-severe Crohn's disease", *Gastroenterology*,
135:1130-1141 (2008); Gottlieb, A. et al., "Ustekinumab, a human interleukin 12/23
monoclonal antibody, for psoriatic arthritis: randomized, double-blind, placebo-
15 controlled, crossover trial", *Lancet*, 373:633-640 (2009)). Therefore, agents which inhibit
the action of IL-12 and IL-23 may be expected to have therapeutic benefit in human
autoimmune disorders.

[0007] The Type I group of interferons (IFNs), which include the IFN α members as
well as IFN β , IFN ϵ , IFN κ and IFN ω , act through a heterodimer IFN α/β receptor
20 (IFNAR). Type I IFNs have multiple effects in both the innate and adaptive immune
systems including activation of both the cellular and humoral immune responses as well
as enhancing the expression and release of autoantigens (Hall, J.C. et al., "Type I
interferons: crucial participants in disease amplification in autoimmunity", *Nat. Rev.*
Rheumatol., 6:40-49 (2010)).

[0008] In patients with systemic lupus erythematosus (SLE), a potentially fatal
autoimmune disease, increased serum levels of interferon (IFN) α (a type I interferon) or
increased expression of type I IFN-regulated genes (a so-called IFN α signature) in
peripheral blood mononuclear cells and in affected organs has been demonstrated in a
majority of patients (Bennett, L. et al., "Interferon and granulopoiesis signatures in
25 systemic lupus erythematosus blood", *J. Exp. Med.*, 197:711-723 (2003); Peterson, K.S.
et al., "Characterization of heterogeneity in the molecular pathogenesis of lupus nephritis
30 from transcriptional profiles of laser-captured glomeruli", *J. Clin. Invest.*, 113:1722-1733

(2004)), and several studies have shown that serum IFN α levels correlate with both disease activity and severity (Bengtsson, A.A. et al., "Activation of type I interferon system in systemic lupus erythematosus correlates with disease activity but not with antiretroviral antibodies", *Lupus*, 9:664-671 (2000)). A direct role for IFN α in the pathobiology of lupus is evidenced by the observation that the administration of IFN α to patients with malignant or viral diseases can induce a lupus-like syndrome. Moreover, the deletion of the IFNAR in lupus-prone mice provides high protection from autoimmunity, disease severity and mortality (Santiago-Raber, M.L. et al., "Type-I interferon receptor deficiency reduces lupus-like disease in NZB mice", *J. Exp. Med.*, 197:777-788 (2003)), and genome-wide association studies have identified loci associated with lupus that encode factors that function in the type I interferon pathway, including IRF5, IKBKE, TYK2, and STAT4 (Deng, Y. et al., "Genetic susceptibility to systemic lupus erythematosus in the genomic era", *Nat. Rev. Rheumatol.*, 6:683-692 (2010); Sandling, J.K. et al., "A candidate gene study of the type I interferon pathway implicates IKBKE and IL8 as risk loci for SLE", *Eur. J. Hum. Genet.*, 19:479-484 (2011)). In addition to lupus, there is evidence that aberrant activation of type I interferon-mediated pathways are important in the pathobiology of other autoimmune diseases such as Sjögren's syndrome and scleroderma (Båve, U. et al., "Activation of the type I interferon system in primary Sjögren's syndrome: a possible etiopathogenic mechanism", *Arthritis Rheum.*, 52:1185-1195 (2005); Kim, D. et al., "Induction of interferon-alpha by scleroderma sera containing autoantibodies to topoisomerase I: association of higher interferon-alpha activity with lung fibrosis", *Arthritis Rheum.*, 58:2163-2173 (2008)). Therefore, agents which inhibit the action of type I interferon responses may be expected to have therapeutic benefit in human autoimmune disorders.

25 [0009] Tyrosine kinase 2 (Tyk2) is a member of the Janus kinase (JAK) family of nonreceptor tyrosine kinases and has been shown to be critical in regulating the signal transduction cascade downstream of receptors for IL-12, IL-23 and type I interferons in both mice (Ishizaki, M. et al., "Involvement of Tyrosine Kinase-2 in Both the IL-12/Th1 and IL-23/Th17 Axes *In vivo*", *J. Immunol.*, 187:181-189 (2011); Prchal-Murphy, M. et al., "TYK2 kinase activity is required for functional type I interferon responses *in vivo*", *PLoS One*, 7:e39141 (2012)) and humans (Minegishi, Y. et al., "Human tyrosine kinase 2 deficiency reveals its requisite roles in multiple cytokine signals involved in innate and

acquired immunity", *Immunity*, 25:745-755 (2006)). Tyk2 mediates the receptor-induced phosphorylation of members of the STAT family of transcription factors, an essential signal that leads to the dimerization of STAT proteins and the transcription of STAT-dependent pro-inflammatory genes. Tyk2-deficient mice are resistant to experimental models of colitis, psoriasis and multiple sclerosis, demonstrating the importance of Tyk2-mediated signaling in autoimmunity and related disorders (Ishizaki, M. et al., "Involvement of Tyrosine Kinase-2 in Both the IL-12/Th1 and IL-23/Th17 Axes *In vivo*", *J. Immunol.*, 187:181-189 (2011); Oyamada, A. et al., "Tyrosine kinase 2 plays critical roles in the pathogenic CD4 T cell responses for the development of experimental autoimmune encephalomyelitis", *J. Immunol.*, 183:7539-7546 (2009)).

[0010] In humans, individuals expressing an inactive variant of Tyk2 are protected from multiple sclerosis and possibly other autoimmune disorders (Couturier, N. et al., "Tyrosine kinase 2 variant influences T lymphocyte polarization and multiple sclerosis susceptibility", *Brain*, 134:693-703 (2011)). Genome-wide association studies have shown other variants of Tyk2 to be associated with autoimmune disorders such as Crohn's Disease, psoriasis, systemic lupus erythematosus, and rheumatoid arthritis, further demonstrating the importance of Tyk2 in autoimmunity (Ellinghaus, D. et al., "Combined Analysis of Genome-wide Association Studies for Crohn Disease and Psoriasis Identifies Seven Shared Susceptibility Loci", *Am. J. Hum. Genet.*, 90:636-647 (2012); Graham, D. et al., "Association of polymorphisms across the tyrosine kinase gene, TYK2 in UK SLE families", *Rheumatology (Oxford)*, 46:927-930 (2007); Eyre, S. et al., "High-density genetic mapping identifies new susceptibility loci for rheumatoid arthritis", *Nat. Genet.*, 44:1336-1340 (2012)).

[0011] In view of the conditions that may benefit by treatment involving the modulation of cytokines and/or interferons, new compounds capable of modulating cytokines and/or interferons, such as IL-12, IL-23 and/or IFN α , and methods of using these compounds may provide substantial therapeutic benefits to a wide variety of patients in need thereof.

SUMMARY OF THE INVENTION

[0012] The invention is directed to compounds of Formula I, *infra*, that which are useful as modulators of IL-12, IL-23 and/or IFN α by inhibiting Tyk2-mediated signal transduction.

5 [0013] The present invention also provides processes and intermediates for making the compounds of the present invention.

[0014] The present invention also provides pharmaceutical compositions comprising a pharmaceutically acceptable carrier and at least one of the compounds of the present invention.

10 [0015] The present invention also provides a method for the modulation of IL-12, IL-23 and/or IFN α by inhibiting Tyk-2-mediated signal transduction comprising administering to a host in need of such treatment a therapeutically effective amount of at least one of the compounds of the present invention.

[0016] The present invention also provides a method for treating proliferative, metabolic, allergic, autoimmune and inflammatory diseases, comprising administering to 15 a host in need of such treatment a therapeutically effective amount of at least one of the compounds of the present invention.

[0017] A preferred embodiment is a method for treating inflammatory and autoimmune diseases or disorders. For the purposes of this invention, an inflammatory and autoimmune disease or disorder includes any disease having an inflammatory or 20 autoimmune component.

[0018] An alternate preferred embodiment is a method for treating metabolic diseases, including type 2 diabetes and atherosclerosis.

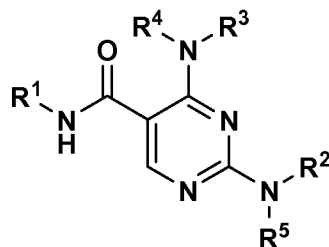
[0019] The present invention also provides the use of the compounds of the present invention for the manufacture of a medicament for the treatment of cancers.

25 [0020] The present invention also provides the compounds of the present invention for use in therapy.

[0021] These and other features of the invention will be set forth in the expanded form as the disclosure continues.

30 DETAILED DESCRIPTION OF THE EMBODIMENTS OF THE INVENTION

[0022] Provided herein is at least one chemical entity chosen from compounds of formula (I):



I

or stereoisomers, tautomers, pharmaceutically-acceptable salts, solvates, or prodrugs thereof, wherein:

5 R^1 is C_{1-3} alkyl optionally substituted by 0-7 R^{1a} ;

R^{1a} at each occurrence is independently hydrogen, deuterium, F, Cl, Br, CF_3 or CN;

R^2 is C_{1-6} alkyl or $-(CH_2)_r$ -3-14 membered carbocycle, each group substituted with 0-4 R^{2a} ;

10 R^{2a} at each occurrence is independently hydrogen, =O, halo, OCF_3 , CN, NO_2 , $-(CH_2)_rOR^b$, $-(CH_2)_rSR^b$, $-(CH_2)_rC(O)R^b$, $-(CH_2)_rC(O)OR^b$, $-(CH_2)_rOC(O)R^b$, $-(CH_2)_rNR^{11}R^{11}$, $-(CH_2)_rC(O)NR^{11}R^{11}$, $-(CH_2)_rNR^bC(O)R^c$, $-(CH_2)_rNR^bC(O)OR^c$, $-(CH_2)_rNR^bC(O)NR^{11}R^{11}$, $-S(O)_pNR^{11}R^{11}$, $-NR^bS(O)_pR^c$, $-S(O)_pR^c$, C_{1-6} alkyl substituted with 0-3 R^a , C_{1-6} haloalkyl, C_{2-6} alkenyl substituted with 0-3 R^a , C_{2-6} alkynyl substituted with 0-3 R^a , $-(CH_2)_r$ -3-14 membered carbocycle substituted with 0-1 R^a or a $-(CH_2)_r$ -5-7 membered heterocycle comprising carbon atoms or 1-4 heteroatoms selected from N, O, and S(O)_p substituted with 0-2 R^a ;

R^3 is C_{3-10} cycloalkyl, C_{6-10} aryl, or a 5-10 membered heterocycle containing 1-4 heteroatoms selected from N, O, and S, each group substituted with 0-4 R^{3a} ;

20 R^{3a} at each occurrence is independently hydrogen, =O, halo, OCF_3 , CF_3 , CHF_2 , CN, NO_2 , $-(CH_2)_rOR^b$, $-(CH_2)_rSR^b$, $-(CH_2)_rC(O)R^b$, $-(CH_2)_rC(O)OR^b$, $-(CH_2)_rOC(O)R^b$, $-(CH_2)_rNR^{11}R^{11}$, $-(CH_2)_rC(O)NR^{11}R^{11}$, $-(CH_2)_rNR^bC(O)R^c$, $-(CH_2)_rNR^bC(O)OR^c$, $-(CH_2)_rNR^bC(O)NR^{11}R^{11}$, $-S(O)_pNR^{11}R^{11}$, $-NR^bS(O)_pR^c$, $-S(O)_pR^c$, C_{1-6} alkyl substituted with 0-3 R^a , C_{2-6} alkenyl substituted with 0-3 R^a , C_{2-6} alkynyl substituted with 0-3 R^a , C_{1-6} haloalkyl, $-(CH_2)_r$ -3-14 membered carbocycle substituted with 0-3 R^a or a $-(CH_2)_r$ -5-10 membered heterocycle comprising carbon atoms and 1-4 heteroatoms selected from N, O, and S(O)_p substituted with 0-3 R^a ;

or two R^{3a} , together with the atoms to which they are attached, combine to form a fused ring wherein said ring is selected from phenyl and a 5-7 membered heterocycle

comprising carbon atoms and 1-4 heteroatoms selected from N, S or O said fused ring further substituted by R^{al};

R⁴ and R⁵ are independently hydrogen, C₁₋₄ alkyl substituted with 0-1 R^f, (CH₂)_r-phenyl substituted with 0-3 R^d, or a -(CH₂)_r-5-7 membered heterocycle comprising carbon atoms and 1-4 heteroatoms selected from N, O, and S(O)_p;

R¹¹ at each occurrence is independently hydrogen, C₁₋₄ alkyl substituted with 0-3 R^f, CF₃, C₃₋₁₀ cycloalkyl substituted with 0-1 R^f, (CH)_r-phenyl substituted with 0-3 R^d, or -(CH₂)_r-5-7 membered heterocycle comprising carbon atoms and 1-4 heteroatoms selected from N, O, and S(O)_p substituted with 0-3 R^d;

R^a and R^{al} at each occurrence are independently hydrogen, F, Cl, Br, OCF₃, CF₃, CHF₂, CN, NO₂, -(CH₂)_rOR^b, -(CH₂)_rSR^b, -(CH₂)_rC(O)R^b, -(CH₂)_rC(O)OR^b, -(CH₂)_rOC(O)R^b, -(CH₂)_rNR¹¹R¹¹, -(CH₂)_rC(O)NR¹¹R¹¹, -(CH₂)_rNR^bC(O)R^c, -(CH₂)_rNR^bC(O)OR^c, -NR^bC(O)NR¹¹R¹¹, -S(O)_pNR¹¹R¹¹, -NR^bS(O)_pR^c, -S(O)R^c, -S(O)₂R^c, C₁₋₆ alkyl substituted with 0-3 R^f, C₁₋₆ haloalkyl, C₂₋₆ alkenyl substituted with 0-3 R^a, C₂₋₆ alkynyl substituted with 0-3 R^a, -(CH₂)_r-3-14 membered carbocycle or -(CH₂)_r-5-7 membered heterocycle comprising carbon atoms and 1-4 heteroatoms selected from N, O, and S(O)_p substituted with 0-3 R^f;

R^b at each occurrence is independently hydrogen, C₁₋₆ alkyl substituted with 0-3 R^d, C₁₋₆ haloalkyl, C₃₋₆ cycloalkyl substituted with 0-2 R^d, or -(CH₂)_r-5-7 membered heterocycle comprising carbon atoms and 1-4 heteroatoms selected from N, O, and S(O)_p substituted with 0-3 R^f or (CH₂)_r-phenyl substituted with 0-3 R^d;

R^c is C₁₋₆ alkyl substituted with 0-3 R^f, (CH₂)_r-C₃₋₆ cycloalkyl substituted with 0-3 R^f, (CH₂)_r-phenyl substituted with 0-3 R^f; or

R^d at each occurrence is independently hydrogen, F, Cl, Br, OCF₃, CF₃, CN, NO₂, -OR^e, -(CH₂)_rC(O)R^c, -NR^eR^e, -NR^eC(O)OR^c, C₁₋₆ alkyl, or (CH₂)_r-phenyl substituted with 0-3 R^f;

R^e at each occurrence is independently selected from hydrogen, C₁₋₆ alkyl, C₃₋₆ cycloalkyl, and (CH₂)_r-phenyl substituted with 0-3 R^f;

R^f independently at each occurrence is hydrogen, halo, CN, NH₂, OH, C₃₋₆ cycloalkyl, CF₃, O(C₁₋₆alkyl), or a -(CH₂)_r-5-7 membered heteroaryl comprising carbon atoms and 1-4 heteroatoms selected from N, O, and S(O)_p;

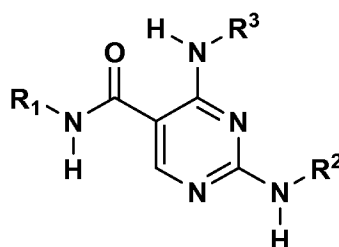
p is 0, 1, or 2; and

r is 0, 1, 2, 3, or 4.

[0023] In another embodiment are provided compounds of formula I, or stereoisomers, tautomers, pharmaceutically-acceptable salts, solvates, or prodrugs thereof, wherein R^2 is C_{1-6} alkyl, C_{3-6} cycloalkyl or phenyl, each substituted by 0-4 groups selected from R^{2a} .

[0024] In another embodiment, there is provided a compound of formula I, or stereoisomers, tautomers, pharmaceutically-acceptable salts, solvates, or prodrugs thereof, wherein both R^4 and R^5 are hydrogen.

10 [0025] In another embodiment, there is provided a compound of formula I, wherein



or stereoisomers, tautomers, pharmaceutically-acceptable salts, solvates, or prodrugs thereof, wherein:

R^1 is C_{1-3} alkyl substituted by 0-7 R^{1a} ;

15 R^{1a} at each occurrence is independently hydrogen or deuterium;

R^2 is C_{1-6} alkyl, C_{3-6} cycloalkyl or phenyl, each group substituted by 0-4 groups selected from R^{2a} ;

R^{2a} at each occurrence is independently hydrogen, halo, CN, $-(CH_2)_rOR^b$, $-(CH_2)_rC(O)R^b$, $-(CH_2)_rC(O)NR^{11}R^{11}$, $-S(O)_pNR^{11}R^{11}$, C_{1-6} alkyl substituted with 0-3 R^a , 20 C_{1-6} haloalkyl, $-(CH_2)_r$ -3-14 membered carbocycle substituted with 0-1 R^a or a $-(CH_2)_r$ -5-7 membered heterocycle comprising carbon atoms and 1-4 heteroatoms selected from N, O, and $S(O)_p$ substituted with 0-2 R^a ;

R^3 is C_{3-10} cycloalkyl, a C_{6-10} aryl, or a 5-10 membered heterocycle containing 1-4 heteroatoms selected from N, O, and S, each group substituted with 0-4 R^{3a} ;

25 R^{3a} at each occurrence is independently hydrogen, halo, OCF_3 , CF_3 , CHF_2 , CN, $-(CH_2)_rOR^b$, $-(CH_2)_rSR^b$, $-(CH_2)_rC(O)R^b$, $-(CH_2)_rNR^{11}R^{11}$, $-(CH_2)_rC(O)NR^{11}R^{11}$, $-(CH_2)_rNR^bC(O)R^c$, $-S(O)_pNR^{11}R^{11}$, $-NR^bS(O)_pR^c$, $-S(O)_pR^c$, C_{1-6} alkyl substituted with 0-3 R^a , C_{1-6} haloalkyl, a $-(CH_2)_r$ -3-14 membered carbocycle substituted with 0-3 R^a or a

-(CH₂)_r-5-10 membered heterocycle comprising carbon atoms and 1-4 heteroatoms selected from N, O, and S(O)_p substituted with 0-3 R^a;

or two R^{3a}, together with the atoms to which they are attached, combine to form a fused ring wherein that ring is selected from phenyl, or a 5-7 membered heterocycle comprising carbon atoms and 1-4 heteroatoms selected from N, S or O substituted by 0-3 R^{al};

R¹¹ at each occurrence is independently hydrogen, C₁₋₄ alkyl substituted with 0-3 R^f, or C₃₋₁₀ cycloalkyl substituted with 0-1 R^f;

R^a and R^{al} at each occurrence are independently hydrogen, =O, F, -(CH₂)_rOR^b or C₁₋₆ alkyl substituted with 0-3 R^f;

R^b at each occurrence is independently hydrogen, C₁₋₆ alkyl substituted with 0-3 R^d, C₁₋₆ haloalkyl, C₃₋₆ cycloalkyl substituted with 0-2 R^d, or -(CH₂)_r-5-7 membered heterocycle comprising carbon atoms and 1-4 heteroatoms selected from N, O, and S(O)_p substituted with 0-3 R^f or (CH₂)_r-phenyl substituted with 0-3 R^d;

R^c is C₁₋₆ alkyl substituted with 0-3 R^f;

R^d at each occurrence is independently hydrogen, halo (F) or -OH;

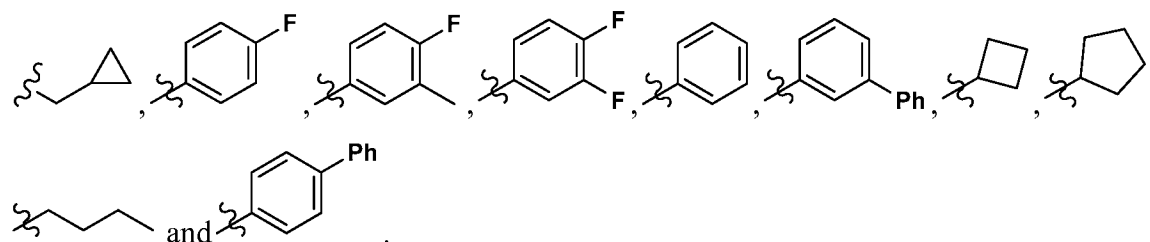
R^f at each occurrence is independently hydrogen, halo, CN, OH or O(C₁₋₆alkyl);

p is 0, 1 or 2; and

r is 0, 1 or 2.

[0026] In another, preferred embodiment, there is provided a compound of formula I, or stereoisomers, tautomers, pharmaceutically-acceptable salts, solvates, or prodrugs thereof, wherein R² is methyl, butyl, cyclobutyl, cyclopentyl or phenyl, each group substituted with 0-3 R^{2a} (especially wherein R^{2a} is hydrogen, halo or phenyl).

[0027] In a more preferred embodiment compounds of formula (I), or a stereoisomer or pharmaceutically-acceptable salt thereof, are provided wherein R² is selected from:



[0028] In another preferred embodiment, there is provided a compound of formula (I), or stereoisomers, tautomers, pharmaceutically-acceptable salts, solvates, or prodrugs thereof, wherein R^3 is phenyl, cyclopentyl, cyclohexyl, furanyl, or pyranyl, each substituted with 0-4 R^{3a} (preferably, R^3 is phenyl substituted with 0-3 R^{3a}).

5 [0029] In yet another, more preferred embodiment, there is provided a compound of formula (I), or stereoisomers, tautomers, pharmaceutically-acceptable salts, solvates, or prodrugs thereof, wherein:

R^{3a} at each occurrence independently is hydrogen, Ph, CN, NH_2 , OCF_3 , OR^b , halo, cycloalkyl, $C(O)NR^{11}R^{11}$, $S(O)_2NR_{11}R_{11}$, $C(O)R^b$, SO_pR^c , $NR^bSO_pR^c$, $NR^bC(O)R^c$,
 10 haloalkyl (CF_3), CN, 5-7 membered heterocycle comprising carbon atoms and 1-4 heteroatoms selected from N, S or O substituted with 0-3 R^a and C_{1-6} alkyl substituted with 0-3 R^a ; or

one R^{3a} and a second R^{3a} , together with the atoms to which they are attached, combine to form a fused 5-7 membered heterocycle comprising carbon atoms and 1-4
 15 heteroatoms selected from N, S or O or phenyl;

R^{11} at each occurrence is independently hydrogen, cyclopropyl, or C_{1-4} alkyl substituted with 0-1 R^f ;

R^a at each occurrence is independently halo (F) or OR^b ;

20 R^b at each occurrence is independently hydrogen, 5-7 membered heterocycle comprising carbon atoms and 1-4 heteroatoms selected from N, S or O substituted with 0-3 R^f , or C_{1-6} alkyl substituted with 0-3 R^d ;

R^d at each occurrence is independently halo (F) or OH;

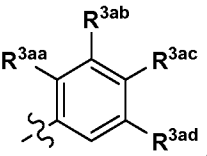
R^c is C_{1-6} alkyl substituted with 0-3 R^f ;

R^f at each occurrence is independently hydrogen, halo (F), or OH; and

25 p is 2.

[0030] In another, more preferred embodiment, there is provided a compound of formula (I), or stereoisomers, tautomers, pharmaceutically-acceptable salts, solvates, or

prodrugs thereof, wherein R^3 has R^3 is



R^{3aa} is $S(O)_pR^c$, OR^b , chloro, F, CN, NH_2 , $C(O)NR^{11}R^{11}$, $NR^bSO_pR^c$, $NR^bC(O)R^c$, C_{1-6} alkyl substituted with 0-3 R^a or a 5- to 6-membered heteroaryl containing 1-3 heteroatoms selected from N, O, and S substituted with 0-3 R^a ;

R^{3ab} , R^{3ac} , or R^{3ad} are independently hydrogen, Cl, F, Br, CN, OR^b , C_{1-6} alkyl substituted 0-3 R^a ; $C(O)NR^{11}R^{11}$, $C(O)R^b$, $S(O)_pR^c$, or a 4-7 membered heterocycle containing 1-3 heteroatoms selected from N, O, and S substituted with 0-3 R^a ;

R^a is OR^b or halo;

R^b is hydrogen, C_{1-6} alkyl substituted with 0-2 R^d , a 5- to 7-membered heterocycle containing 1-3 heteroatoms selected from N, O and S;

R^{11} at each occurrence independently is hydrogen, cyclopropyl substituted with 0-3 R^f , or C_{1-4} alkyl substituted with 0-3 R^f ;

R^b is hydrogen or C_{1-6} alkyl substituted with 0-2 R^d ;

R^c is C_{1-6} alkyl substituted with 0-3 R^f ;

R^d independently at each occurrence is F or OH;

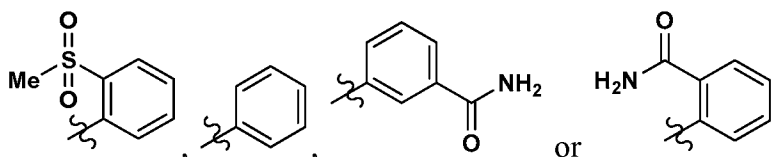
R^f is halo (preferably F); and

p is 0-2.

[0031] In a further alternate embodiment, there is provided a compound of formula I, or stereoisomers, tautomers, pharmaceutically-acceptable salts, solvates, or prodrugs thereof, wherein R^{3aa} is OR^b (more preferably R^{3aa} is OH, OMe, OCF_3 , $OCHF_2$, OCH_2F , or OEt).

[0032] In a further embodiment, there is provided a compound of formula I, or stereoisomers, tautomers, pharmaceutically-acceptable salts, solvates, or prodrugs thereof, wherein R^{3aa} is $S(O)_pR^c$ or $C(O)NR^{11}R^{11}$ (more preferably R^{3aa} is SO_2CH_3 or $C(O)NH_2$).

[0033] In a more preferred embodiment, there is provided a compound of formula I, or stereoisomers, tautomers, pharmaceutically-acceptable salts, solvates, or prodrugs thereof, wherein R^3 is selected from:



[0034] In a more preferred embodiment, there is provided a compound of formula I, or stereoisomers, tautomers, pharmaceutically-acceptable salts, solvates, or prodrugs thereof, wherein R¹ is CH₃, C₂H₅, CD₃, or CD₂CD₃ (preferably CH₃ or CD₃).

5 [0035] In another embodiment, there is provided a pharmaceutical composition comprising one or more compounds of formula (I) and a pharmaceutically acceptable carrier or diluent.

[0036] The present invention is also directed to pharmaceutical compositions useful in treating diseases associated with the modulation of IL-12, IL-23 and/or IFN α by acting on Tyk-2 to cause signal transduction inhibition, comprising compounds of formula I, or
10 pharmaceutically-acceptable salts thereof, and pharmaceutically-acceptable carriers or diluents.

[0037] The invention further relates to methods of treating diseases associated with the modulation of IL-12, IL-23, and/or IFN α , comprising administering to a patient in need of such treatment a therapeutically-effective amount of a compound according to
15 formula I.

[0038] The present invention also provides processes and intermediates for making the compounds of the present invention.

[0039] The present invention also provides a method for treating proliferative, metabolic, allergic, autoimmune and inflammatory diseases (or use of the compounds of
20 the present invention for the manufacture of a medicament for the treatment of these diseases), comprising administering to a host in need of such treatment a therapeutically effective amount of at least one of the compounds of the present invention or stereoisomers, tautomers, pharmaceutically-acceptable salts, solvates, or prodrugs thereof.

[0040] The present invention also provides a method of treating an inflammatory or
25 autoimmune disease (or use of the compounds of the present invention for the manufacture of a medicament for the treatment of these diseases) comprising administering to a patient in need of such treatment a therapeutically-effective amount of a compound of Formula I.

[0041] The present invention also provides a method for treating a disease (or use of
30 the compounds of the present invention for the manufacture of a medicament for the treatment of these diseases), comprising administering to a patient in need of such treatment a therapeutically-effective amount of a compound of Formula I, wherein the

disease is rheumatoid arthritis, multiple sclerosis, systemic lupus erythematosus (SLE), lupus nephritis, cutaneous lupus, inflammatory bowel disease, psoriasis, Crohn's Disease, psoriatic arthritis, Sjögren's syndrome, systemic scleroderma, ulcerative colitis, Graves' disease, discoid lupus erythematosus, adult onset Stills, systemic onset juvenile idiopathic arthritis, gout, gouty arthritis, type 1 diabetes, insulin dependent diabetes mellitus, sepsis, septic shock, Shigellosis, pancreatitis (acute or chronic), glomerulonephritis, autoimmune gastritis, diabetes, autoimmune hemolytic anemia, autoimmune neutropenia, thrombocytopenia, atopic dermatitis, myasthenia gravis, pancreatitis (acute or chronic), ankylosing spondylitis, pemphigus vulgaris, Goodpasture's disease, antiphospholipid syndrome, idiopathic thrombocytopenia, ANCA-associated vasculitis, pemphigus, Kawasaki disease, Chronic Inflammatory Demyelinating Polyneuropathy (CIDP), dermatomyositis, polymyositis, uveitis, Guillain-Barre syndrome, autoimmune pulmonary inflammation, autoimmune thyroiditis, autoimmune inflammatory eye disease, and chronic demyelinating polyneuropathy.

15 **[0042]** The present invention also provides a method of treating an inflammatory or autoimmune disease (or use of the compounds of the present invention for the manufacture of a medicament for the treatment of these diseases), comprising administering to a patient in need of such treatment a therapeutically-effective amount of a compound of Formula I, wherein the disease is selected from systemic lupus erythematosus (SLE), lupus nephritis, cutaneous lupus, Crohn's Disease, ulcerative colitis, type 1 diabetes, psoriasis, rheumatoid arthritis, systemic onset juvenile idiopathic arthritis, ankylosing spondylitis, and multiple sclerosis.

20 **[0043]** The present invention also provides a method for treating a rheumatoid arthritis (or use of the compounds of the present for the manufacture of a medicament for the treatment of rheumatoid arthritis, comprising administering to a patient in need of such treatment a therapeutically-effective amount of a compound of Formula I.

25 **[0044]** In addition, the present invention also provides a method of treating a condition (or use of the compounds of the present invention for the manufacture of a medicament for the treatment of these conditions) comprising administering to a patient in need of such treatment a therapeutically-effective amount of a compound of Formula I, wherein the condition is selected from acute myelogenous leukemia, chronic myelogenous leukemia, metastatic melanoma, Kaposi's sarcoma, multiple myeloma, solid

tumors, ocular neovascularization, and infantile haemangiomas, B cell lymphoma, systemic lupus erythematosus (SLE), rheumatoid arthritis, psoriatic arthritis, multiple vasculitides, idiopathic thrombocytopenic purpura (ITP), myasthenia gravis, allergic rhinitis, multiple sclerosis (MS), transplant rejection, Type I diabetes, membranous nephritis, inflammatory bowel disease, autoimmune hemolytic anemia, autoimmune thyroiditis, cold and warm agglutinin diseases, Evans syndrome, hemolytic uremic syndrome/thrombotic thrombocytopenic purpura (HUS/TTP), sarcoidosis, Sjögren's syndrome, peripheral neuropathies, pemphigus vulgaris and asthma.

[0045] The present invention also provides a method of treating a IL-12, IL-23, and/or IFN α mediated disease (or use of the compounds of the present invention for the manufacture of a medicament for the treatment of said diseases), comprising administering to a patient in need of such treatment a therapeutically-effective amount of a compound of formula I.

[0046] The present invention also provides a method of treating a IL-12, IL-23 and/or IFN α mediated disease (or use of the compounds of the present invention for the manufacture of a medicament for the treatment of these diseases), comprising administering to a patient in need of such treatment a therapeutically-effective amount of a compound of formula I, wherein the IL-12, IL-23 and/or IFN α mediated disease is a disease modulated by IL-12, IL-23 and/or IFN α .

[0047] The present invention also provides a method of treating diseases, comprising administering to a patient in need of such treatment a therapeutically-effective amount of a compound of formula I in combination with other therapeutic agents.

[0048] The present invention also provides the compounds of the present invention use in therapy.

[0049] In another embodiment, compounds of formula I are selected from exemplified compounds or combinations of exemplified compounds or other embodiments herein.

[0050] In another embodiment are compounds having an IC₅₀ < 1000 nM in at least one of the assays described below.

[0051] The present invention may be embodied in other specific forms without departing from the spirit or essential attributes thereof. This invention encompasses all combinations of preferred aspects and/or embodiments of the invention noted herein. It is

understood that any and all embodiments of the present invention may be taken in conjunction with any other embodiment or embodiments to describe additional more preferred embodiments. It is also to be understood that each individual element of the preferred embodiments is its own independent preferred embodiment. Furthermore, any
5 element of an embodiment is meant to be combined with any and all other elements from any embodiment to describe an additional embodiment.

DETAILED DESCRIPTION OF THE INVENTION


[0052] The following are definitions of terms used in this specification and appended
10 claims. The initial definition provided for a group or term herein applies to that group or term throughout the specification and claims, individually or as part of another group, unless otherwise indicated.

[0053] Compounds of this invention may have one or more asymmetric centers. Unless otherwise indicated, all chiral (enantiomeric and diastereomeric) and racemic
15 forms of compounds of the present invention are included in the present invention. Many geometric isomers of olefins, C=N double bonds, and the like can also be present in the compounds, and all such stable isomers are contemplated in the present invention. *Cis*- and *trans*-geometric isomers of the compounds of the present invention are described and may be isolated as a mixture of isomers or as separated isomeric forms. The present
20 compounds can be isolated in optically active or racemic forms. It is well known in the art how to prepare optically active forms, such as by resolution of racemic forms or by synthesis from optically active starting materials. All chiral, (enantiomeric and diastereomeric) and racemic forms and all geometric isomeric forms of a structure are intended, unless the specific stereochemistry or isomer form is specifically indicated.

[0054] When any variable (*e.g.*, R³) occurs more than one time in any constituent or
25 formula for a compound, its definition at each occurrence is independent of its definition at every other occurrence. Thus, for example, if a group is shown to be substituted with 0-2 R³, then said group may optionally be substituted with up to two R³ groups and R³ at each occurrence is selected independently from the definition of R³. Also, combinations
30 of substituents and/or variables are permissible only if such combinations result in stable compounds.

[0055] When a bond to a substituent is shown to cross a bond connecting two atoms in a ring, then such substituent may be bonded to any atom on the ring. When a substituent is listed without indicating the atom via which such substituent is bonded to the rest of the compound of a given formula, then such substituent may be bonded via any
5 atom in such substituent. Combinations of substituents and/or variables are permissible only if such combinations result in stable compounds.

[0056] In cases wherein there are nitrogen atoms (*e.g.*, amines) on compounds of the present invention, these can be converted to N-oxides by treatment with an oxidizing agent (*e.g.*, MCPBA and/or hydrogen peroxides) to afford other compounds of this
10 invention. Thus, all shown and claimed nitrogen atoms are considered to cover both the shown nitrogen and its N-oxide (N→O) derivative.

[0057] In accordance with a convention used in the art,  is used in structural formulas herein to depict the bond that is the point of attachment of the moiety or substituent to the core or backbone structure.

[0058] A dash "-" that is not between two letters or symbols is used to indicate a point
15 of attachment for a substituent. For example, -CONH₂ is attached through the carbon atom.

[0059] The term "optionally substituted" in reference to a particular moiety of the compound of Formula I (*e.g.*, an optionally substituted heteroaryl group) refers to a
20 moiety having 0, 1, 2, or more substituents. For example, "optionally substituted alkyl" encompasses both "alkyl" and "substituted alkyl" as defined below. It will be understood by those skilled in the art, with respect to any group containing one or more substituents, that such groups are not intended to introduce any substitution or substitution patterns that are sterically impractical, synthetically non-feasible and/or inherently unstable.

[0060] As used herein, the term "at least one chemical entity" is interchangeable with
25 the term "a compound".

[0061] As used herein, the term "alkyl" or "alkylene" is intended to include both branched and straight-chain saturated aliphatic hydrocarbon groups having the specified number of carbon atoms. For example, "C₁₋₁₀ alkyl" (or alkylene), is intended to include
30 C₁, C₂, C₃, C₄, C₅, C₆, C₇, C₈, C₉, and C₁₀ alkyl groups. Additionally, for example, "C₁-C₆ alkyl" denotes alkyl having 1 to 6 carbon atoms. Alkyl groups can be unsubstituted or substituted so that one or more of its hydrogens are replaced by another chemical group.

Example alkyl groups include, but are not limited to, methyl (Me), ethyl (Et), propyl (*e.g.*, *n*-propyl and isopropyl), butyl (*e.g.*, *n*-butyl, isobutyl, *t*-butyl), pentyl (*e.g.*, *n*-pentyl, isopentyl, neopentyl), and the like.

[0062] "Alkenyl" or "alkenylene" is intended to include hydrocarbon chains of either
 5 straight or branched configuration and having one or more double carbon-carbon bonds that may occur in any stable point along the chain. For example, "C₂₋₆ alkenyl" (or alkenylene), is intended to include C₂, C₃, C₄, C₅, and C₆ alkenyl groups. Examples of alkenyl include, but are not limited to, ethenyl, 1-propenyl, 2-propenyl, 2-butenyl, 3-butenyl, 2-pentenyl, 3-pentenyl, 4-pentenyl, 2-hexenyl, 3-hexenyl, 4-hexenyl, 5-hexenyl,
 10 2-methyl-2-propenyl, 4-methyl-3-pentenyl, and the like.

[0063] "Alkynyl" or "alkynylene" is intended to include hydrocarbon chains of either
 straight or branched configuration and having one or more triple carbon-carbon bonds that may occur in any stable point along the chain. For example, "C₂₋₆ alkynyl" (or alkynylene), is intended to include C₂, C₃, C₄, C₅, and C₆ alkynyl groups; such as ethynyl,
 15 propynyl, butynyl, pentynyl, hexynyl and the like.

[0064] One skilled in the field will understand that, when the designation "CO₂" is

used herein, this is intended to refer to the group $\begin{array}{c} \text{O} \\ || \\ -\text{C}-\text{O}- \end{array}$.

[0065] When the term "alkyl" is used together with another group, such as in
 "arylalkyl", this conjunction defines with more specificity at least one of the substituents
 20 that the substituted alkyl will contain. For example, "arylalkyl" refers to a substituted alkyl group as defined above where at least one of the substituents is an aryl, such as benzyl. Thus, the term aryl(C₀₋₄)alkyl includes a substituted lower alkyl having at least one aryl substituent and also includes an aryl directly bonded to another group, *i.e.*, aryl(C₀)alkyl. The term "heteroarylalkyl" refers to a substituted alkyl group as defined
 25 above where at least one of the substituents is a heteroaryl.

[0066] When reference is made to a substituted alkenyl, alkynyl, alkylene, alkenylene, or alkynylene group, these groups are substituted with one to three substituents as defined above for substituted alkyl groups.

[0067] The term "alkoxy" refers to an oxygen atom substituted by alkyl or substituted
 30 alkyl, as defined herein. For example, the term "alkoxy" includes the group -O-C₁₋₆alkyl such as methoxy, ethoxy, propoxy, isopropoxy, *n*-butoxy, *sec*-butoxy, *tert*-butoxy, pentoxy, 2-pentyloxy, isopentoxy, neopentoxy, hexoxy, 2-hexoxy, 3-hexoxy, 3-

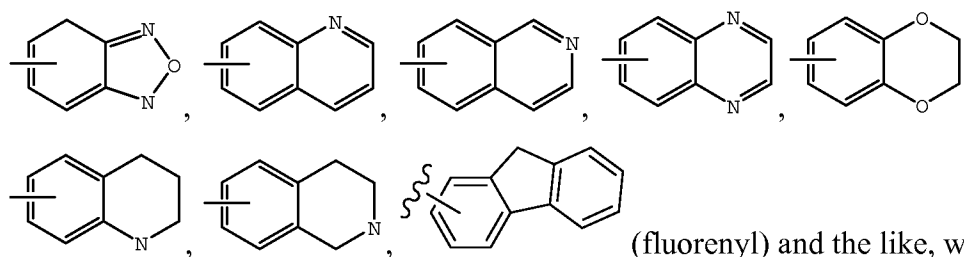
methylpentoxy, and the like. "Lower alkoxy" refers to alkoxy groups having one to four carbons.

5 [0068] It should be understood that the selections for all groups, including for example, alkoxy, thioalkyl, and aminoalkyl, will be made by one skilled in the field to provide stable compounds.

[0069] The term "substituted", as used herein, means that any one or more hydrogens on the designated atom or group is replaced with a selection from the indicated group, provided that the designated atom's normal valence is not exceeded. When a substituent is oxo, or keto, (*i.e.*, =O) then 2 hydrogens on the atom are replaced. Keto substituents are
10 not present on aromatic moieties. Unless otherwise specified, substituents are named into the core structure. For example, it is to be understood that when (cycloalkyl)alkyl is listed as a possible substituent, the point of attachment of this substituent to the core structure is in the alkyl portion. Ring double bonds, as used herein, are double bonds that are formed between two adjacent ring atoms (*e.g.*, C=C, C=N, or N=N).

15 [0070] Combinations of substituents and/or variables are permissible only if such combinations result in stable compounds or useful synthetic intermediates. A stable compound or stable structure is meant to imply a compound that is sufficiently robust to survive isolation from a reaction mixture to a useful degree of purity, and subsequent formulation into an efficacious therapeutic agent. It is preferred that the presently recited
20 compounds do not contain a N-halo, S(O)₂H, or S(O)H group.

[0071] The term "cycloalkyl" refers to cyclized alkyl groups, including mono-, bi- or poly-cyclic ring systems. C₃₋₇ cycloalkyl is intended to include C₃, C₄, C₅, C₆, and C₇ cycloalkyl groups. Example cycloalkyl groups include, but are not limited to, cyclopropyl, cyclobutyl, cyclopentyl, cyclohexyl, norbornyl, and the like. As used herein,
25 "carbocycle" or "carbocyclic residue" is intended to mean any stable 3-, 4-, 5-, 6-, or 7-membered monocyclic or bicyclic or 7-, 8-, 9-, 10-, 11-, 12-, or 13-membered bicyclic or tricyclic ring, any of which may be saturated, partially unsaturated, unsaturated or aromatic. Examples of such carbocycles include, but are not limited to, cyclopropyl, cyclobutyl, cyclobutenyl, cyclopentyl, cyclopentenyl, cyclohexyl, cycloheptenyl,
30 cycloheptyl, cycloheptenyl, adamantyl, cyclooctyl, cyclooctenyl, cyclooctadienyl, [3.3.0]bicyclooctane, [4.3.0]bicyclononane, [4.4.0]bicyclodecane, [2.2.2]bicyclooctane, fluorenyl, phenyl, naphthyl, indanyl, adamantyl, anthracenyl, and tetrahydronaphthyl



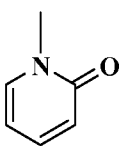
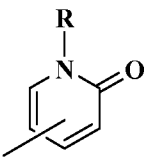
(fluorenyl) and the like, which optionally may be substituted at any available carbon or nitrogen atom. A preferred aryl group is optionally-substituted phenyl.

5

[0078] The terms "heterocycle", "heterocycloalkyl", "heterocyclo", "heterocyclic", or "heterocyclyl" may be used interchangeably and refer to substituted and unsubstituted 3- to 7-membered monocyclic groups, 7- to 11-membered bicyclic groups, and 10- to 15-membered tricyclic groups, in which at least one of the rings has at least one heteroatom (O, S or N), said heteroatom containing ring preferably having 1, 2, or 3 heteroatoms selected from O, S, and N. Each ring of such a group containing a heteroatom can contain one or two oxygen or sulfur atoms and/or from one to four nitrogen atoms provided that the total number of heteroatoms in each ring is four or less, and further provided that the ring contains at least one carbon atom. The nitrogen and sulfur atoms may optionally be oxidized and the nitrogen atoms may optionally be quaternized. The fused rings completing the bicyclic and tricyclic groups may contain only carbon atoms and may be saturated, partially saturated, or fully unsaturated. The heterocyclo group may be attached at any available nitrogen or carbon atom. As used herein the terms "heterocycle", "heterocycloalkyl", "heterocyclo", "heterocyclic", and "heterocyclyl" include "heteroaryl" groups, as defined below.

[0079] In addition to the heteroaryl groups described below, exemplary monocyclic heterocyclyl groups include azetidiny, pyrrolidinyl, oxetanyl, imidazoliny, oxazolidinyl, isoxazoliny, thiazolidinyl, isothiazolidinyl, tetrahydrofuranyl, piperidyl, piperazinyl, 2-oxopiperazinyl, 2-oxopiperidyl, 2-oxopyrrolodiny, 2-oxoazepinyl, azepinyl, 1-pyridonyl, 4-piperidonyl, tetrahydropyranyl, morpholinyl, thiamorpholinyl, thiamorpholinyl sulfoxide, thiamorpholinyl sulfone, 1,3-dioxolane and tetrahydro-1,1-dioxothieryl and the

like. Exemplary bicyclic heterocyclo groups include quinuclidinyl. Additional

monocyclic heterocyclyl groups include  and .

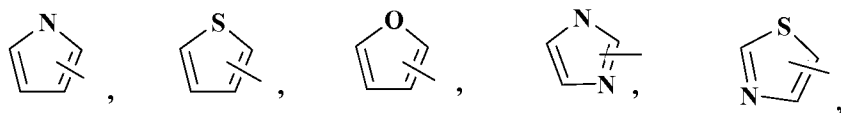
[0080] The term "heteroaryl" refers to substituted and unsubstituted aromatic 5- or 6-membered monocyclic groups, 9- or 10-membered bicyclic groups, and 11- to 14-membered tricyclic groups which have at least one heteroatom (O, S or N) in at least one of the rings, said heteroatom-containing ring preferably having 1, 2, or 3 heteroatoms selected from O, S, and N. Each ring of the heteroaryl group containing a heteroatom can contain one or two oxygen or sulfur atoms and/or from one to four nitrogen atoms provided that the total number of heteroatoms in each ring is four or less and each ring has at least one carbon atom. The fused rings completing the bicyclic and tricyclic groups may contain only carbon atoms and may be saturated, partially saturated, or unsaturated. The nitrogen and sulfur atoms may optionally be oxidized and the nitrogen atoms may optionally be quaternized. Heteroaryl groups which are bicyclic or tricyclic must include at least one fully aromatic ring but the other fused ring or rings may be aromatic or non-aromatic. The heteroaryl group may be attached at any available nitrogen or carbon atom of any ring. As valence allows, if said further ring is cycloalkyl or heterocyclo it is additionally optionally substituted with =O (oxo).

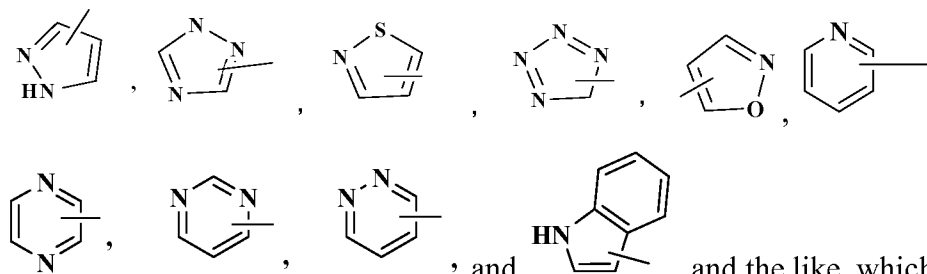
[0081] Exemplary monocyclic heteroaryl groups include pyrrolyl, pyrazolyl, pyrazolinyl, imidazolyl, oxazolyl, isoxazolyl, thiazolyl, thiadiazolyl, isothiazolyl, furanyl, thienyl, oxadiazolyl, pyridyl, pyrazinyl, pyrimidinyl, pyridazinyl, triazinyl and the like.

[0082] Exemplary bicyclic heteroaryl groups include indolyl, benzothiazolyl, benzodioxolyl, benzoxazolyl, benzothienyl, quinolinyl, tetrahydroisoquinolinyl, isoquinolinyl, benzimidazolyl, benzopyranyl, indoliziny, benzofuranyl, chromonyl, coumarinyl, benzopyranyl, cinnolinyl, quinoxaliny, indazolyl, pyrrolopyridyl, furopyridyl, dihydroisoindolyl, tetrahydroquinolinyl and the like.

[0083] Exemplary tricyclic heteroaryl groups include carbazolyl, benzindolyl, phenanthrolyl, acridinyl, phenanthridinyl, xanthenyl and the like.

[0084] In compounds of formula (I), preferred heteroaryl groups include:





be substituted at any available carbon or nitrogen atom.

- 5 [0085] Unless otherwise indicated, when reference is made to a specifically-named aryl (*e.g.*, phenyl), cycloalkyl (*e.g.*, cyclohexyl), heterocyclo (*e.g.*, pyrrolidinyl, piperidinyl, and morpholinyl) or heteroaryl (*e.g.*, tetrazolyl, imidazolyl, pyrazolyl, triazolyl, thiazolyl, and furyl) the reference is intended to include rings having 0 to 3, preferably 0 to 2, substituents selected from those recited above for the aryl, cycloalkyl, 10 heterocyclo and/or heteroaryl groups, as appropriate.

- [0086] The term "carbocyclyl" or "carbocyclic" refers to a saturated or unsaturated monocyclic or bicyclic ring in which all atoms of all rings are carbon. Thus, the term includes cycloalkyl and aryl rings. Monocyclic carbocycles have 3 to 6 ring atoms, still more typically 5 or 6 ring atoms. Bicyclic carbocycles have 7 to 12 ring atoms, *e.g.*, 15 arranged as a bicyclo [4,5], [5,5], [5,6] or [6,6] system, or 9 or 10 ring atoms arranged as a bicyclo [5,6] or [6,6] system. Examples of mono- and bicyclic carbocycles include cyclopropyl, cyclobutyl, cyclopentyl, 1-cyclopent-1-enyl, 1-cyclopent-2-enyl, 1-cyclopent-3-enyl, cyclohexyl, 1-cyclohex-1-enyl, 1-cyclohex-2-enyl, 1-cyclohex-3-enyl, phenyl and naphthyl. The carbocyclic ring may be substituted in which case the 20 substituents are selected from those recited above for cycloalkyl and aryl groups.

[0087] The term "heteroatoms" shall include oxygen, sulfur and nitrogen.

[0088] When the term "unsaturated" is used herein to refer to a ring or group, the ring or group may be fully unsaturated or partially unsaturated.

- [0089] Throughout the specification, groups and substituents thereof may be chosen 25 by one skilled in the field to provide stable moieties and compounds and compounds useful as pharmaceutically-acceptable compounds and/or intermediate compounds useful in making pharmaceutically-acceptable compounds.

[0090] The compounds of formula (I) may exist in a free form (with no ionization) or can form salts which are also within the scope of this invention. Unless otherwise

indicated, reference to an inventive compound is understood to include reference to the free form and to salts thereof. The term "salt(s)" denotes acidic and/or basic salts formed with inorganic and/or organic acids and bases. In addition, the term "salt(s)" may include zwitterions (inner salts), *e.g.*, when a compound of formula (I), contains both a basic moiety, such as an amine or a pyridine or imidazole ring, and an acidic moiety, such as a carboxylic acid. Pharmaceutically acceptable (*i.e.*, non-toxic, physiologically acceptable) salts are preferred, such as, for example, acceptable metal and amine salts in which the cation does not contribute significantly to the toxicity or biological activity of the salt. However, other salts may be useful, *e.g.*, in isolation or purification steps which may be employed during preparation, and thus, are contemplated within the scope of the invention. Salts of the compounds of the formula (I) may be formed, for example, by reacting a compound of the formula (I) with an amount of acid or base, such as an equivalent amount, in a medium such as one in which the salt precipitates or in an aqueous medium followed by lyophilization.

15 [0091] Exemplary acid addition salts include acetates (such as those formed with acetic acid or trihaloacetic acid, for example, trifluoroacetic acid), adipates, alginates, ascorbates, aspartates, benzoates, benzenesulfonates, bisulfates, borates, butyrates, citrates, camphorates, camphorsulfonates, cyclopentanepropionates, digluconates, dodecylsulfates, ethanesulfonates, fumarates, glucoheptanoates, glycerophosphates, hemisulfates, heptanoates, hexanoates, hydrochlorides (formed with hydrochloric acid), 20 hydrobromides (formed with hydrogen bromide), hydroiodides, 2-hydroxyethanesulfonates, lactates, maleates (formed with maleic acid), methanesulfonates (formed with methanesulfonic acid), 2-naphthalenesulfonates, nicotines, nitrates, oxalates, pectinates, persulfates, 3-phenylpropionates, phosphates, picrates, pivalates, propionates, salicylates, succinates, sulfates (such as those formed with sulfuric acid), 25 sulfonates (such as those mentioned herein), tartrates, thiocyanates, toluenesulfonates such as tosylates, undecanoates, and the like.

[0092] Exemplary basic salts include ammonium salts, alkali metal salts such as sodium, lithium, and potassium salts; alkaline earth metal salts such as calcium and magnesium salts; barium, zinc, and aluminum salts; salts with organic bases (for example, 30 organic amines) such as trialkylamines such as triethylamine, procaine, dibenzylamine, *N,N'*-dibenzylethylene-diamine,

dehydroabietylamine, N-ethylpiperidine, benzylamine, dicyclohexylamine or similar pharmaceutically acceptable amines and salts with amino acids such as arginine, lysine and the like. Basic nitrogen-containing groups may be quaternized with agents such as lower alkyl halides (*e.g.*, methyl, ethyl, propyl, and butyl chlorides, bromides and iodides), dialkyl sulfates (*e.g.*, dimethyl, diethyl, dibutyl, and diamyl sulfates), long chain halides (*e.g.*, decyl, lauryl, myristyl and stearyl chlorides, bromides and iodides), aralkyl halides (*e.g.*, benzyl and phenethyl bromides), and others. Preferred salts include monohydrochloride, hydrogensulfate, methanesulfonate, phosphate or nitrate salts.

5
10 [0093] The phrase "pharmaceutically acceptable" is employed herein to refer to those compounds, materials, compositions, and/or dosage forms which are, within the scope of sound medical judgment, suitable for use in contact with the tissues of human beings and animals without excessive toxicity, irritation, allergic response, or other problem or complication, commensurate with a reasonable benefit/risk ratio.

15 [0094] As used herein, "pharmaceutically-acceptable salts" refer to derivatives of the disclosed compounds wherein the parent compound is modified by making acid or base salts thereof. Examples of pharmaceutically-acceptable salts include, but are not limited to, mineral or organic acid salts of basic groups such as amines; and alkali or organic salts of acidic groups such as carboxylic acids. The pharmaceutically-acceptable salts include the conventional non-toxic salts or the quaternary ammonium salts of the parent
20 compound formed, for example, from non-toxic inorganic or organic acids. For example, such conventional non-toxic salts include those derived from inorganic acids such as hydrochloric, hydrobromic, sulfuric, sulfamic, phosphoric, and nitric; and the salts prepared from organic acids such as acetic, propionic, succinic, glycolic, stearic, lactic, malic, tartaric, citric, ascorbic, pantoic, maleic, hydroxymaleic, phenylacetic, glutamic,
25 benzoic, salicylic, sulfanilic, 2-acetoxybenzoic, fumaric, toluenesulfonic, methanesulfonic, ethane disulfonic, oxalic, and isethionic, and the like.

[0095] The pharmaceutically-acceptable salts of the present invention can be synthesized from the parent compound which contains a basic or acidic moiety by conventional chemical methods. Generally, such salts can be prepared by reacting the
30 free acid or base forms of these compounds with a stoichiometric amount of the appropriate base or acid in water or in an organic solvent, or in a mixture of the two; generally, nonaqueous media like ether, ethyl acetate, ethanol, isopropanol, or acetonitrile

are preferred. Lists of suitable salts are found in *Remington's Pharmaceutical Sciences*, 18th Edition, Mack Publishing Company, Easton, PA (1990), the disclosure of which is hereby incorporated by reference.

[0096] All stereoisomers of the compounds of the instant invention are contemplated, 5 either in admixture or in pure or substantially pure form. Stereoisomers may include compounds which are optical isomers through possession of one or more chiral atoms, as well as compounds which are optical isomers by virtue of limited rotation about one or more bonds (atropisomers). The definition of compounds according to the invention embraces all the possible stereoisomers and their mixtures. It very particularly embraces 10 the racemic forms and the isolated optical isomers having the specified activity. The racemic forms can be resolved by physical methods, such as, for example, fractional crystallization, separation or crystallization of diastereomeric derivatives or separation by chiral column chromatography. The individual optical isomers can be obtained from the racemates from the conventional methods, such as, for example, salt formation with an 15 optically active acid followed by crystallization.

[0097] The present invention is intended to include all isotopes of atoms occurring in the present compounds. Isotopes include those atoms having the same atomic number but different mass numbers. By way of general example and without limitation, isotopes of hydrogen include deuterium and tritium. Isotopes of carbon include ^{13}C and ^{14}C . 20 Isotopically-labeled compounds of the invention can generally be prepared by conventional techniques known to those skilled in the art or by processes analogous to those described herein, using an appropriate isotopically-labeled reagent in place of the non-labeled reagent otherwise employed.

[0098] Prodrugs and solvates of the inventive compounds are also contemplated. The 25 term "prodrug" denotes a compound which, upon administration to a subject, undergoes chemical conversion by metabolic or chemical processes to yield a compound of the formula (I), and/or a salt and/or solvate thereof. Any compound that will be converted *in vivo* to provide the bioactive agent (*i.e.*, the compound for formula (I)) is a prodrug within the scope and spirit of the invention. For example, compounds containing a carboxy 30 group can form physiologically hydrolyzable esters which serve as prodrugs by being hydrolyzed in the body to yield formula (I) compounds *per se*. Such prodrugs are preferably administered orally since hydrolysis in many instances occurs principally

under the influence of the digestive enzymes. Parenteral administration may be used where the ester *per se* is active, or in those instances where hydrolysis occurs in the blood. Examples of physiologically hydrolyzable esters of compounds of formula (I) include C₁₋₆alkylbenzyl, 4-methoxybenzyl, indanyl, phthalyl, methoxymethyl,

5 C₁₋₆alkanoyloxy-C₁₋₆alkyl, *e.g.*, acetoxymethyl, pivaloyloxymethyl or propionyloxymethyl, C₁₋₆alkoxycarbonyloxy-C₁₋₆alkyl, *e.g.*, methoxycarbonyl-oxymethyl or ethoxycarbonyloxymethyl, glycyloxymethyl, phenylglycyloxymethyl, (5-methyl-2-oxo-1,3-dioxolen-4-yl)-methyl and other well known physiologically hydrolyzable esters used, for example, in the penicillin and cephalosporin arts. Such esters may be prepared
10 by conventional techniques known in the art.

[0099] Various forms of prodrugs are well known in the art. For examples of such prodrug derivatives, see:

a) Bundgaard, H., ed., *Design of Prodrugs*, Elsevier (1985), and Widder, K. et al., eds., *Methods in Enzymology*, 112:309-396, Academic Press (1985);

15 b) Bundgaard, H., Chapter 5, "Design and Application of Prodrugs", Krosgaard-Larsen, P. et al., eds., *A Textbook of Drug Design and Development*, pp. 113-191, Harwood Academic Publishers (1991); and

c) Bundgaard, H., *Adv. Drug Deliv. Rev.*, 8:1-38 (1992),
each of which is incorporated herein by reference.

20

[00100] Compounds of the formula (I) and salts thereof may exist in their tautomeric form, in which hydrogen atoms are transposed to other parts of the molecules and the chemical bonds between the atoms of the molecules are consequently rearranged. It should be understood that the all tautomeric forms, insofar as they may exist, are included
25 within the invention. Additionally, inventive compounds may have *trans*- and *cis*-isomers.

[00101] It should further be understood that solvates (*e.g.*, hydrates) of the compounds of Formula (I) are also with the scope of the present invention. Methods of solvation are generally known in the art.

30

UTILITY

[00102] The compounds of the invention modulate IL-23-stimulated and IFN α -stimulated cellular functions, including gene transcription. Other types of cellular functions that may be modulated by the compounds of the instant invention include, but are not limited to, IL-12-stimulated responses.

5 [00103] Accordingly, compounds of formula I have utility in treating conditions associated with the modulation of the function of IL-23 or IFN α , and particularly the selective inhibition of function of IL-23, IL-12 and/or IFN α , by acting on Tyk2 to mediate signal transduction. Such conditions include IL-23-, IL-12-, or IFN α -associated diseases in which pathogenic mechanisms are mediated by these cytokines.

10 [00104] As used herein, the terms "treating" or "treatment" encompass the treatment of a disease state in a mammal, particularly in a human, and include: (a) preventing or delaying the occurrence of the disease state in a mammal, in particular, when such mammal is predisposed to the disease state but has not yet been diagnosed as having it; (b) inhibiting the disease state, *i.e.*, arresting its development; and/or (c) achieving a full
15 or partial reduction of the symptoms or disease state, and/or alleviating, ameliorating, lessening, or curing the disease or disorder and/or its symptoms.

[00105] In view of their activity as modulators of IL-23-, IL-12 and IFN α -stimulated cellular responses, compounds of Formula I are useful in treating IL-23-, IL-12- or IFN α -associated diseases including, but not limited to, inflammatory diseases such as Crohn's
20 disease, ulcerative colitis, asthma, graft versus host disease, allograft rejection, chronic obstructive pulmonary disease; autoimmune diseases such as Graves' disease, rheumatoid arthritis, systemic lupus erythematosus, cutaneous lupus, lupus nephritis, discoid lupus erythematosus, psoriasis; auto-inflammatory diseases including CAPS, TRAPS, FMF, adult onset stills, systemic onset juvenile idiopathic arthritis, gout, gouty arthritis;
25 metabolic diseases including type 2 diabetes, atherosclerosis, myocardial infarction; destructive bone disorders such as bone resorption disease, osteoarthritis, osteoporosis, multiple myeloma-related bone disorder; proliferative disorders such as acute myelogenous leukemia, chronic myelogenous leukemia; angiogenic disorders such as angiogenic disorders including solid tumors, ocular neovascularization, and infantile
30 haemangiomas; infectious diseases such as sepsis, septic shock, and Shigellosis; neurodegenerative diseases such as Alzheimer's disease, Parkinson's disease, cerebral ischemias or neurodegenerative disease caused by traumatic injury, oncologic and viral

diseases such as metastatic melanoma, Kaposi's sarcoma, multiple myeloma, and HIV infection and CMV retinitis, AIDS, respectively.

[00106] More particularly, the specific conditions or diseases that may be treated with the inventive compounds include, without limitation, pancreatitis (acute or chronic),
5 asthma, allergies, adult respiratory distress syndrome, chronic obstructive pulmonary disease, glomerulonephritis, rheumatoid arthritis, systemic lupus erythematosus, cutaneous lupus, lupus nephritis, discoid lupus erythematosus, scleroderma, chronic thyroiditis, Graves' disease, autoimmune gastritis, diabetes, autoimmune hemolytic anemia, autoimmune neutropenia, thrombocytopenia, atopic dermatitis, chronic active
10 hepatitis, myasthenia gravis, multiple sclerosis, inflammatory bowel disease, ulcerative colitis, Crohn's disease, psoriasis, graft vs. host disease, inflammatory reaction induced by endotoxin, tuberculosis, atherosclerosis, muscle degeneration, cachexia, psoriatic arthritis, Reiter's syndrome, gout, traumatic arthritis, rubella arthritis, acute synovitis, pancreatic β -cell disease; diseases characterized by massive neutrophil infiltration; rheumatoid
15 spondylitis, gouty arthritis and other arthritic conditions, cerebral malaria, chronic pulmonary inflammatory disease, silicosis, pulmonary sarcoidosis, bone resorption disease, allograft rejections, fever and myalgias due to infection, cachexia secondary to infection, keloid formation, scar tissue formation, ulcerative colitis, pyresis, influenza, osteoporosis, osteoarthritis, acute myelogenous leukemia, chronic myelogenous leukemia,
20 metastatic melanoma, Kaposi's sarcoma, multiple myeloma, sepsis, septic shock, and Shigellosis; Alzheimer's disease, Parkinson's disease, cerebral ischemias or neurodegenerative disease caused by traumatic injury; angiogenic disorders including solid tumors, ocular neovascularization, and infantile haemangiomas; viral diseases including acute hepatitis infection (including hepatitis A, hepatitis B and hepatitis C),
25 HIV infection and CMV retinitis, AIDS, ARC or malignancy, and herpes; stroke, myocardial ischemia, ischemia in stroke heart attacks, organ hyposia [should this be hypoxia], vascular hyperplasia, cardiac and renal reperfusion injury, thrombosis, cardiac hypertrophy, thrombin-induced platelet aggregation, endotoxemia and/or toxic shock syndrome, conditions associated with prostaglandin endoperoxidase synthase-2, and
30 pemphigus vulgaris. Preferred methods of treatment are those wherein the condition is selected from Crohn's disease, ulcerative colitis, allograft rejection, rheumatoid arthritis, psoriasis, ankylosing spondylitis, psoriatic arthritis, and pemphigus vulgaris.

Alternatively preferred methods of treatment are those wherein the condition is selected from ischemia reperfusion injury, including cerebral ischemia reperfusion injury arising from stroke and cardiac ischemia reperfusion injury arising from myocardial infarction. Another preferred method of treatment is one in which the condition is multiple myeloma.

5 [00107] When the terms "IL-23-, IL-12- and/or IFN α -associated condition" or "IL-23-, IL-12- and/or IFN α -associated disease or disorder" are used herein, each is intended to encompass all of the conditions identified above as if repeated at length, as well as any other condition that is affected by IL-23, IL-12 and/or IFN α .

[00108] The present invention thus provides methods for treating such conditions, comprising administering to a subject in need thereof a therapeutically-effective amount of at least one compound of Formula I or a salt thereof. "Therapeutically effective amount" is intended to include an amount of a compound of the present invention that is effective when administered alone or in combination to inhibit IL-23, IL-12 and/or IFN α function and/or treat diseases.

10 [00109] The methods of treating IL-23-, IL-12 and/or IFN α -associated conditions may comprise administering compounds of Formula I alone or in combination with each other and/or other suitable therapeutic agents useful in treating such conditions. Accordingly, "therapeutically effective amount" is also intended to include an amount of the combination of compounds claimed that is effective to inhibit IL-23, IL-12 and/or IFN α function and/or treat diseases associated with IL-23, IL-12 and/or IFN α .

[00110] Exemplary of such other therapeutic agents include corticosteroids, rolipram, calphostin, cytokine-suppressive anti-inflammatory drugs (CSAIDs), Interleukin-10, glucocorticoids, salicylates, nitric oxide, and other immunosuppressants; nuclear translocation inhibitors, such as deoxyspergualin (DSG); non-steroidal anti-inflammatory drugs (NSAIDs) such as ibuprofen, celecoxib and rofecoxib; steroids such as prednisone or dexamethasone; antiviral agents such as abacavir; antiproliferative agents such as methotrexate, leflunomide, FK506 (tacrolimus, PROGRAF®); anti-malarials such as hydroxychloroquine; cytotoxic drugs such as azathioprine and cyclophosphamide; TNF- α inhibitors such as tenidap, anti-TNF antibodies or soluble TNF receptor, and rapamycin (sirolimus or RAPAMUNE®) or derivatives thereof.

25 [00111] The above other therapeutic agents, when employed in combination with the compounds of the present invention, may be used, for example, in those amounts

indicated in the *Physicians' Desk Reference* (PDR) or as otherwise determined by one of ordinary skill in the art. In the methods of the present invention, such other therapeutic agent(s) may be administered prior to, simultaneously with, or following the administration of the inventive compounds. The present invention also provides
5 pharmaceutical compositions capable of treating IL-23-, IL-12- or IFN α -associated conditions by inhibiting Tyk2-mediated signal transduction, including IL-23-, IL-12- and/or IFN α -mediated diseases, as described above.

[00112] The inventive compositions may contain other therapeutic agents as described above and may be formulated, for example, by employing conventional solid or liquid
10 vehicles or diluents, as well as pharmaceutical additives of a type appropriate to the mode of desired administration (*e.g.*, excipients, binders, preservatives, stabilizers, flavors, etc.) according to techniques such as those well known in the art of pharmaceutical formulation.

[00113] Accordingly, the present invention further includes compositions comprising
15 one or more compounds of Formula I and a pharmaceutically acceptable carrier.

[00114] A "pharmaceutically acceptable carrier" refers to media generally accepted in the art for the delivery of biologically active agents to animals, in particular, mammals. Pharmaceutically acceptable carriers are formulated according to a number of factors well within the purview of those of ordinary skill in the art. These include without limitation
20 the type and nature of the active agent being formulated; the subject to which the agent-containing composition is to be administered; the intended route of administration of the composition; and, the therapeutic indication being targeted. Pharmaceutically acceptable carriers include both aqueous and non-aqueous liquid media, as well as a variety of solid and semi-solid dosage forms. Such carriers can include a number of different ingredients
25 and additives in addition to the active agent, such additional ingredients being included in the formulation for a variety of reasons, *e.g.*, stabilization of the active agent, binders, etc., well known to those of ordinary skill in the art. Descriptions of suitable pharmaceutically acceptable carriers, and factors involved in their selection, are found in a variety of readily available sources such as, for example, *Remington's Pharmaceutical
30 Sciences*, 17th Edition (1985), which is incorporated herein by reference in its entirety.

[00115] The compounds of Formula I may be administered by any means suitable for the condition to be treated, which may depend on the need for site-specific treatment or

quantity of drug to be delivered. Topical administration is generally preferred for skin-related diseases, and systematic treatment preferred for cancerous or pre-cancerous conditions, although other modes of delivery are contemplated. For example, the compounds may be delivered orally, such as in the form of tablets, capsules, granules, 5 powders, or liquid formulations including syrups; topically, such as in the form of solutions, suspensions, gels or ointments; sublingually; buccally; parenterally, such as by subcutaneous, intravenous, intramuscular or intrasternal injection or infusion techniques (*e.g.*, as sterile injectable aq. or non-aq. solutions or suspensions); nasally such as by inhalation spray; topically, such as in the form of a cream or ointment; rectally such as in 10 the form of suppositories; or liposomally. Dosage unit formulations containing non-toxic, pharmaceutically acceptable vehicles or diluents may be administered. The compounds may be administered in a form suitable for immediate release or extended release. Immediate release or extended release may be achieved with suitable pharmaceutical compositions or, particularly in the case of extended release, with devices such as 15 subcutaneous implants or osmotic pumps.

[00116] Exemplary compositions for topical administration include a topical carrier such as PLASTIBASE® (mineral oil gelled with polyethylene).

[00117] Exemplary compositions for oral administration include suspensions which may contain, for example, microcrystalline cellulose for imparting bulk, alginic acid or 20 sodium alginate as a suspending agent, methylcellulose as a viscosity enhancer, and sweeteners or flavoring agents such as those known in the art; and immediate release tablets which may contain, for example, microcrystalline cellulose, dicalcium phosphate, starch, magnesium stearate and/or lactose and/or other excipients, binders, extenders, disintegrants, diluents and lubricants such as those known in the art. The inventive 25 compounds may also be orally delivered by sublingual and/or buccal administration, *e.g.*, with molded, compressed, or freeze-dried tablets. Exemplary compositions may include fast-dissolving diluents such as mannitol, lactose, sucrose, and/or cyclodextrins. Also included in such formulations may be high molecular weight excipients such as celluloses (AVICEL®) or polyethylene glycols (PEG); an excipient to aid mucosal adhesion such as 30 hydroxypropyl cellulose (HPC), hydroxypropyl methyl cellulose (HPMC), sodium carboxymethyl cellulose (SCMC), and/or maleic anhydride copolymer (*e.g.*, GANTREZ®); and agents to control release such as polyacrylic copolymer (*e.g.*,

CARBOPOL 934®). Lubricants, glidants, flavors, coloring agents and stabilizers may also be added for ease of fabrication and use.

[00118] Exemplary compositions for nasal aerosol or inhalation administration include solutions which may contain, for example, benzyl alcohol or other suitable preservatives, 5 absorption promoters to enhance absorption and/or bioavailability, and/or other solubilizing or dispersing agents such as those known in the art.

[00119] Exemplary compositions for parenteral administration include injectable solutions or suspensions which may contain, for example, suitable non-toxic, parenterally acceptable diluents or solvents, such as mannitol, 1,3-butanediol, water, Ringer's solution, 10 an isotonic sodium chloride solution, or other suitable dispersing or wetting and suspending agents, including synthetic mono- or diglycerides, and fatty acids, including oleic acid.

[00120] Exemplary compositions for rectal administration include suppositories which may contain, for example, suitable non-irritating excipients, such as cocoa butter, 15 synthetic glyceride esters or polyethylene glycols, which are solid at ordinary temperatures but liquefy and/or dissolve in the rectal cavity to release the drug.

[00121] The therapeutically-effective amount of a compound of the present invention may be determined by one of ordinary skill in the art, and includes exemplary dosage amounts for a mammal of from about 0.05 to 1000 mg/kg; 1-1000 mg/kg; 1-50 mg/kg; 5- 20 250 mg/kg; 250-1000 mg/kg of body weight of active compound per day, which may be administered in a single dose or in the form of individual divided doses, such as from 1 to 4 times per day. It will be understood that the specific dose level and frequency of dosage for any particular subject may be varied and will depend upon a variety of factors, including the activity of the specific compound employed, the metabolic stability and 25 length of action of that compound, the species, age, body weight, general health, sex and diet of the subject, the mode and time of administration, rate of excretion, drug combination, and severity of the particular condition. Preferred subjects for treatment include animals, most preferably mammalian species such as humans, and domestic animals such as dogs, cats, horses, and the like. Thus, when the term "patient" is used 30 herein, this term is intended to include all subjects, most preferably mammalian species that are affected by modulation of IL-23, IL-12 and/or IFN α -mediated functions.

BIOLOGICAL ASSAYS

Probe Displacement Assay

[00122] The probe displacement assay is conducted as follows: In a 385 well plate, test compounds along with recombinantly expressed His-tagged protein corresponding to amino acids 575-869 of human Tyk2 (sequence shown below) at 2.5 nM, 40 nM ((*R*)-*N*-1-(3-(8-methyl-5-(methylamino)-8*H*-imidazo[4,5-d]thiazolo[5,4-b]pyridin-2-yl)phenyl)ethyl)-2-([³H]methylsulfonyl)benzamide) (preparation described below) and 80 μg/mL Copper His-Tag scintillation proximity assay beads (Perkin Elmer, Catalog #RPNQ0095) in 50 mM HEPES, pH 7.5, containing 100 μg/mL bovine serum albumin and 5% DMSO were incubated for 30 minutes at room temperature. The amount of radiolabeled probe (preparation described below) bound to Tyk2 was then quantified by scintillation counting, and the inhibition by the test compound calculated by comparison to wells either with no inhibitor (0% inhibition) or without Tyk2 (100% inhibition). The IC₅₀ value is defined as the concentration of test compound required to inhibit radiolabeled probe binding by 50%.

[00123] Protein Sequence of recombinant Hig-tagged Tyk2 (575-869):
 MGSSHHHHHH SSGETVRFQG HMNLSQLSFH RVDQKEITQL SHLGQGTRTN
 VYEGRLRVEG SGDPEEGKMDDDEDPLVPGRD RGQELRVVLK VLDPSHHDIA
 LAFYETASLM SQVSHTHLAF VHGVCVRGPE NIMVTEYVEHGPLDVWLRRE
 20 RGHVPMWKM VVAQQLASAL SYLENKNLVH GNVCGRNILL ARLGLAEGTS
 PFIKLSDPGVGLGALSREER VERIPWLAPE CLPGGANSLS TAMDKWGFGA
 TLLEICFDGE APLQSRSPSE KEHFYQRQHRLPEPSCPQLA TLTSQCLTYE
 PTQRPSFRTI LRDTRL.

25 [00124] The preparation of radiolabeled probe, (*R*)-*N*-(1-(3-(8-methyl-5-(methylamino)-8*H*-imidazo[4,5-d]thiazolo[5,4-b]pyridin-2-yl)phenyl)ethyl)-2-([³H]methylsulfonyl)benzamide, was performed as described below.

[00125] 2-([³H]Methylsulfonyl)benzoic acid: 2-Mercaptobenzoic acid (2.3 mg, 0.015 mmol) and cesium carbonate (2 mg, 0.006 mmol) were added to a 5 mL round-bottomed flask. The flask was attached to a ported glass vacuum line and anhydrous DMF (0.5 mL) was introduced with magnetic stirring. An ampoule of tritiated methyl iodide (200 mCi, Perkin-Elmer lot 3643419) was added to the reaction flask and stirring was maintained at

rt for 3h. In-process HPLC analysis with radiometric detection indicated 80% conversion to the desired product by comparison with authentic standard. Without purification, the crude product was reacted with mCPBA (10 mg, 0.058 mmol) pre-dissolved in CH₂Cl₂ (1 mL) at room temperature with stirring. The reaction was stirred for 7h and additional
5 mCPBA (10 mg, 0.058 mmol) was added. The reaction was stirred for approximately 24h and HPLC analysis indicated 35-40% conversion to the desired sulfonate product. The crude product was purified by semi-preparative HPLC (Luna 5 μ m C18 (10x250 cm); A: MeOH/H₂O=15/85(0.1% TFA); B: MeOH; 270nm; 0-8min 0% B 1ml/min; 8-10min 0% B 1-3ml/min; 10-55min 0% B 3ml/min; 55-65min 0-10% B 3ml/min; 65-75min 10-
10 50% B 3ml/min; 75-80min 50-100% B 3ml/min) to give 81 mCi (40% radiochemical yield) of 2-([³H]methylsulfonyl)benzoic acid product identified by its HPLC co-elution with an authentic standard. The radiochemical purity was measured by HPLC to be 99% (Luna 5 μ C18 (4.6x150 cm); A: H₂O(0.1% TFA); B: MeOH; 1.2ml/min; 270nm; 0-10min 20% B; 10-15min 20-100% B; 15-25min 100% B. The product was dissolved in
15 anhydrous acetonitrile to give a final solution activity of 5.8 mCi/mL.

[00126] (*R*)-*N*-(1-(3-(8-Methyl-5-(methylamino)-8*H*-imidazo[4,5-*d*]thiazolo[5,4-
b]pyridin-2-yl)phenyl)ethyl)-2-([³H]methylsulfonyl)benzamide: A solution of 2-
([³H]methylsulfonyl)benzoic acid (23.2 mCi) in acetonitrile was added to a 5 mL round-
bottomed flask which was then attached to a vacuum line and carefully evaporated to
20 dryness. (*R*)-2-(3-(1-Aminoethyl)phenyl)-*N*,8-dimethyl-8*H*-imidazo[4,5-*d*]thiazolo[5,4-
b]pyridin-5-amine (prepared as described in WO 2004/106293 and Dyckman et al.,
Bioorganic and Medicinal Chemistry Letters, 383-386 (2011)) (1.1 mg, 0.0033 mmol)
and PyBOP (2 mg, 0.0053 mmol) dissolved in anhydrous DMF (1.5 mL) were added to
the flask followed by *N,N*-diisopropylethylamine (0.010 mL). The resulting clear
25 solution was stirred at room temperature for 18h. HPLC analysis (Luna 5 μ C18 (4.6x150
cm); A: H₂O(0.1% TFA); B: MeOH; 1.2ml/min; 335nm; 0-20min 50% B; 20-25min 50-
100% B; 25-30min 100% B) indicated approximately a 20% conversion to the desired
product by retention time comparison to a sample of non-radiolabeled (*R*)-*N*-(1-(3-(8-
methyl-5-(methylamino)-8*H*-imidazo[4,5-*d*]thiazolo[5,4-*b*]pyridin-2-yl)phenyl)ethyl)-2-
30 (methylsulfonyl)benzamide. The crude reaction mixture was purified by semi-preparative
HPLC (Luna 5 μ C18 (10x250 cm); A: MeOH/H₂O=50/50(0.1% TFA); B: MeOH;
335nm; 0-40min 0% B 3ml/min; 40-45min 0-100% B 3ml/min). The purification routine

was performed a second time to yield a total of 1.7 mCi (7% radiochemical yield) of the desired product in 99.9% radiochemical purity. Mass spectral analysis of the tritiated product (m/z M+H 527.33) was used to establish the specific activity at 80.6 Ci/mmol.

5 Kit225 T Cell Assay

[00127] Kit225 T cells with a stably-integrated STAT-dependent luciferase reporter were plated in RPMI (Gibco) containing 10% heat-inactivated FBS (Gibco) and 100 U/mL PenStrep (Gibco). The cells were then stimulated with either 20 ng/mL human recombinant IL-23 or 200 U/mL human recombinant IFN α (PBL InterferonSource) for 5-10 6 hours. Luciferase expression was measured using the STEADY-GLO® Luciferase Assay System (Promega) according to the manufacturer's instructions. Inhibition data were calculated by comparison to no inhibitor control wells for 0% inhibition and non-stimulated control wells for 100% inhibition. Dose response curves were generated to determine the concentration required to inhibit 50% of cellular response (IC₅₀) as derived 15 by non-linear regression analysis.

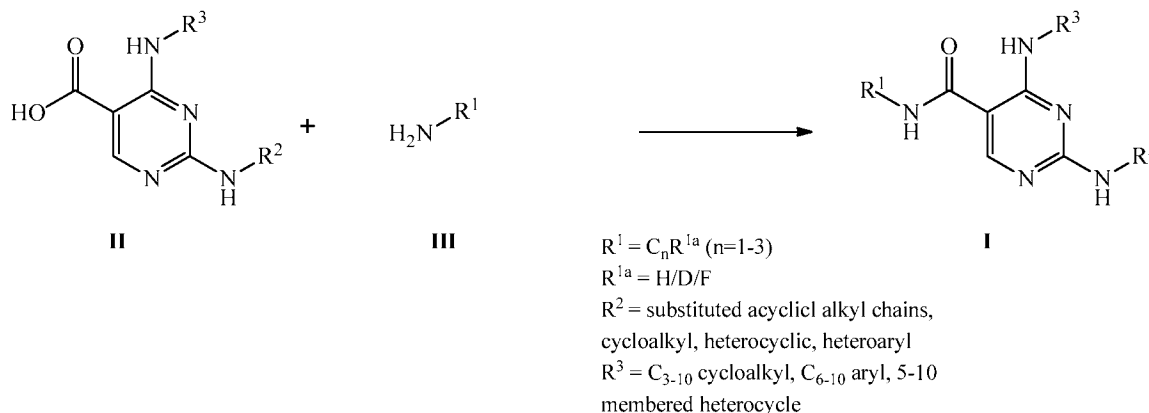
Assay Data

Example No.	Probe Displacement Data (EC ₅₀ , μ M)	IL-23 Kit225 Reporter, LE (IC ₅₀ , μ M)	IFN α Kit225 Reporter, LE (IC ₅₀ , μ M)
1	0.32	3.40	1.60
2	0.06	2.65	2.79
3	0.84	3.51	12.50
4	0.53	8.51	9.52
5	0.05	4.66	3.02
6	1.35	3.54	12.50
7	0.11	9.68	12.50
8	0.12	8.28	12.50
9	0.09	9.18	12.50
10	0.07	1.32	1.45
11	0.07	0.06	0.59
12	0.03	0.20	0.16
13	0.02	0.20	0.31

Example No.	Probe Displacement Data (EC ₅₀ , μM)	IL-23 Kit225 Reporter, LE (IC ₅₀ , μM)	IFN α Kit225 Reporter, LE (IC ₅₀ , μM)
14	8.47E-03	0.28	0.46

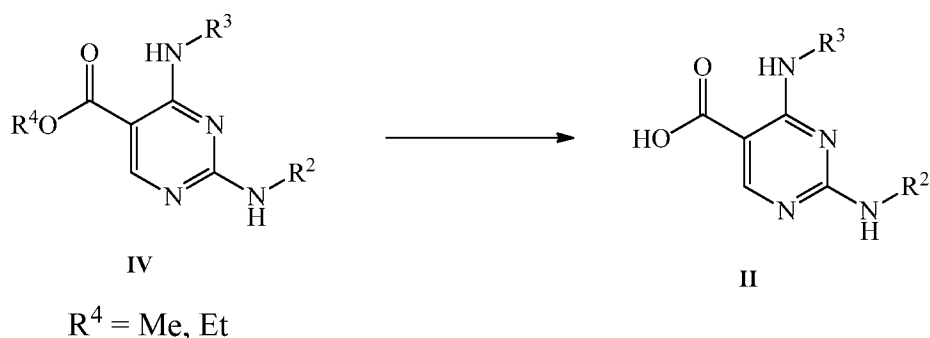
METHODS OF PREPARATION

[00128] The compounds of the present invention may be synthesized by many methods available to those skilled in the art of organic chemistry. General synthetic schemes for preparing compounds of the present invention are described below. These schemes are illustrative and are not meant to limit the possible techniques one skilled in the art may use to prepare the compounds disclosed herein. Different methods to prepare the compounds of the present invention will be evident to those skilled in the art. Additionally, the various steps in the synthesis may be performed in an alternate sequence in order to give the desired compound or compounds. Examples of compounds of the present invention prepared by methods described in the general schemes are given in the preparations and examples section set out hereinafter.

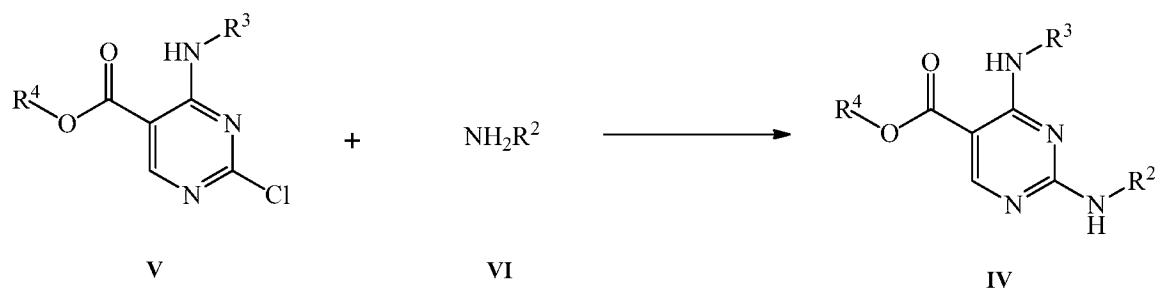
Scheme 1. Coupling of carboxylic acid **II** with amine **III**

[00129] Scheme 1 illustrates the preparation of title compounds of the invention (**I**) from intermediate carboxylic acids (**II**) and amines (**III**). This coupling may be affected by many of the ways known to prepare carboxamides. For example, condensation of acid (**II**) with amine (**III**) may be effected by treatment of **II** with an activating reagent, such as a water-soluble carbodiimide (EDC), in the presence of an N-hydroxy triazole (HOAt or HOBt, or the like) and amine (**III**) in the presence of base (preferably triethylamine, diisopropylethylamine, or the like) in an appropriate polar aprotic solvent (N,N-

dimethylformamide, acetonitrile, dichloromethane, or the like). Alternative combination reagents, reagents that combine an activating reagent and a hydroxy triazole, such as O-(7-azabenzotriazol-1-yl)-N,N,N',N'-tetramethyluronium hexafluorophosphate (HATU) or (benzotriazol-1-yloxy)tris(dimethylamino)phosphonium hexafluorophosphate (BOP) can be used in the presence of a base. The carboxylic acid **II** may also be converted to an acid chloride by treatment with an appropriate chlorinating agent (thionyl chloride, oxalyl chloride, or the like). Similarly, **II** may be converted to an acyl fluoride upon exposure to a fluorinating agent (such as cyanuric fluoride). Condensation of the acyl halide (chloride or fluoride) with the amine **III** (typically carried out in the presence of a base such as pyridine or triethylamine in an aprotic solvent) may then provide the amide **I**.

Scheme 2. Saponification of ester **IV**

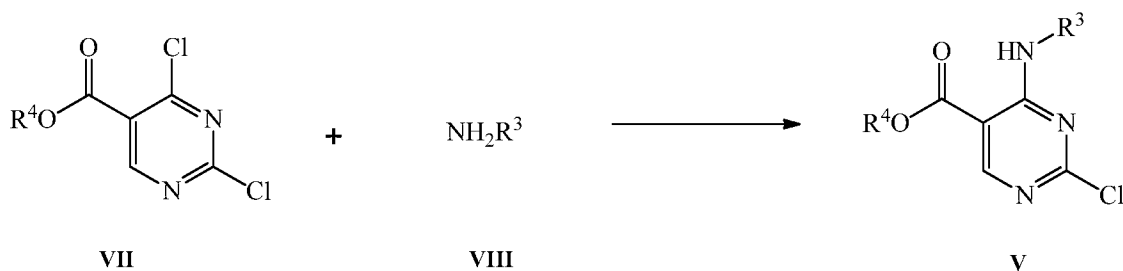
[00130] Scheme 2 illustrates the preparation of acid **II** via saponification of ester **IV**. Saponification can be accomplished using sodium, lithium, or potassium hydroxide under aqueous conditions with an organic co-solvent such as methanol and/or tetrahydrofuran.

Scheme 3. Coupling of halo-pyrimidine **V** with amine **VI**

[00131] Scheme 3 illustrates the displacement of the 2-chloro group of **V** by amine **VI** to provide intermediate **IV**. The use of a mild base (such as triethylamine, or diisopropylethylamine) in a polar solvent (such as acetonitrile, or N-methyl-2-

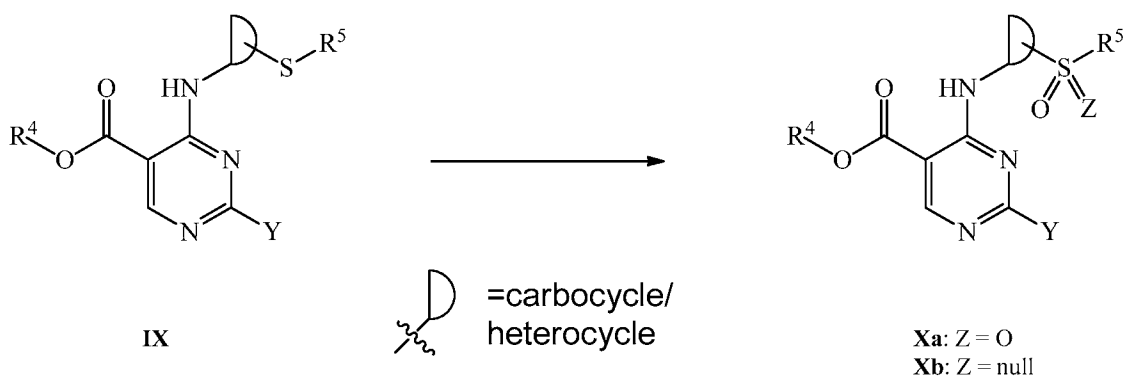
pyrrolidinone) at elevated temperatures is one means by which to accomplish this displacement. However, use of an acid catalyst (such as hydrochloric acid) at elevated temperatures also is effective. It is also possible to use a slight excess of the amine **VI** to avoid the need for a separate base additive.

5

Scheme 4. Coupling of dichloride **VII** with amine **VIII**

[00132] Scheme 4 illustrates the preparation of intermediate **V** from commercially available (or prepared from isoorotic acid in two steps following: Altmann, E. et al., *J. Med. Chem.*, 50:591-594 (2007)) esters **VII**. The addition of the amine **VIII** is accomplished using a tertiary amine additive (such as triethylamine or diisopropylethylamine) in a polar aprotic solvent (such as acetonitrile) with gentle heating. Careful monitoring of the reactions progression avoids the problem of an additional displacement occurring at the C2 chloride.

15

Scheme 5. Oxidation of pendant sulfides **IX** to Sulfoxes and Sulfoxides

Y = NHR², Cl

R⁵ = acyclic aliphatic chains with or without substitution, amines bearing aliphatic substituents including hydrogen

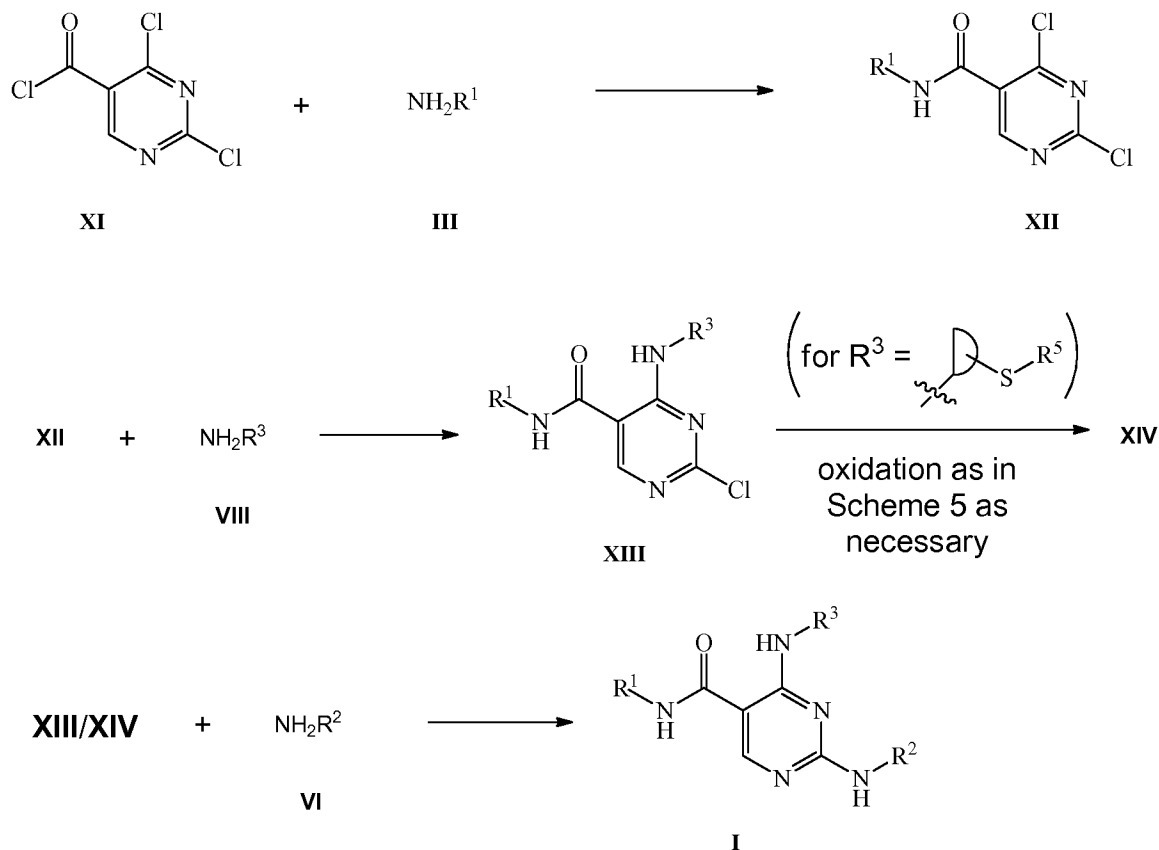
[00133] Scheme 5 illustrates how pendant sulfides can be oxidized to the corresponding sulfoxes or sulfoxides. The sulfide (**IX**) can be oxidized to the sulfone (**Xa**) using an oxidant such as sodium tungstate or 3-chloroperbenzoic acid in an organic

20

solvent such as dichloromethane or acetic acid. The partial oxidation to the sulfoxides (**Xb**) generally requires more mild conditions such as hydrogen peroxide in acetic acid; however, it is possible to use the same conditions as when targeting the sulfone if one quenches the reaction at the appropriate time.

- 5 **[00134]** Alternatively one can initiate the synthesis from the commercially available reagent 2,4-dichloropyrimidine-5-carbonyl chloride (**XI**) (or prepared from isoorotic acid following: Altmann, E. et al., *J. Med. Chem.*, 50:591-594 (2007)), using similar chemistry as described above following Scheme 6. Briefly stated displacement of the acid chloride by **III** can be accomplished in an organic solvent in the presence of a mild base as
- 10 previously described. Subsequent addition of amine **VIII** to the dichloride **XII** can be accomplished selectively in a manner analogous to that described in Scheme 4. If there exists a sulfide that one wishes to oxidize either to the sulfoxide or the sulfone it can be accomplished using the same chemistry described in Scheme 5 and subsequent conversion to the target compound (**I**) is accomplished using the same coupling
- 15 procedures described in Scheme 3.

Scheme 6. Synthesis of **I** from alternate starting material **XI**



EXAMPLES

[00135] Preparation of compounds of Formula (I), and intermediates used in the preparation of compounds of Formula (I), can be prepared using procedures shown in the following Examples and related procedures. The methods and conditions used in these examples, and the actual compounds prepared in these Examples, are not meant to be limiting, but are meant to demonstrate how the compounds of Formula (I) can be prepared. Starting materials and reagents used in these examples, when not prepared by a procedure described herein, are generally either commercially available, or are reported in the chemical literature, or may be prepared by using procedures described in the chemical literature.

[00136] In the Examples given, the phrase "dried and concentrated" generally refers to drying of a solution in an organic solvent over either sodium sulfate or magnesium sulfate, followed by filtration and removal of the solvent from the filtrate (generally under reduced pressure and at a temperature suitable to the stability of the material being prepared). Column chromatography was performed with pre-packed silica gel cartridges using an Isco medium pressure chromatography apparatus (Teledyne Corporation), eluting with the solvent or solvent mixture indicated. Chemical names were determined using ChemDraw Ultra, version 9.0.5 (CambridgeSoft). The following abbreviations are used:

NaHCO₃ (aq) = saturated aqueous sodium bicarbonate
brine = saturated aqueous sodium chloride
DCM = dichloromethane
25 DIEA = *N,N*-diisopropylethylamine
DMAP = 4-(*N,N*-dimethylamino)pyridine
DMF = *N,N*-dimethylformamide
DMSO = dimethyl sulfoxide
EDC = *N*-(3-dimethylaminopropyl)-*N'*-ethylcarbodiimide hydrochloride
30 EtOAc = ethyl acetate
HOAT = 1-hydroxy-7-azabenzotriazole
HOBT = 1-hydroxybenzotriazole hydrate

rt = ambient room temperature (generally about 20-25 °C)

TEA = triethylamine

TFA = trifluoroacetic acid

THF = tetrahydrofuran

5

Preparations

[00137] The preparations set out below are for the synthesis of reagents that were not obtained from commercial sources and were employed for the preparation of compounds of formula I of the invention. All chiral compounds in the Tables and Schemes are racemic unless specified otherwise.

10

[00138] Reverse-phase preparative high performance liquid chromatography ("HPLC") was performed with Shimadzu 8A liquid chromatographs using YMC S5 ODS columns (20 x 100, 20 x 250, or 30 x 250 millimeter ("mm")). Gradient elution was performed with methanol ("MeOH")/water mixtures in the presence of 0.1% trifluoroacetic acid ("TFA").

15

Analytical HPLC Method Employed in Characterization of Examples

[00139] Analytical HPLC was performed on Shimadzu LC10AS liquid chromatographs using the following methods:

20

Method A (used in all cases, unless otherwise indicated):

Linear gradient of 0 to 100% solvent B over 4 minutes ("min"), with 1 minute ("min") hold at 100% B

Ultraviolet ("UV") visualization at 220 nanometers ("nm")

25

Column: YMC S5 ODS Ballistic 4.6 x 50 mm

Flow rate: 4 milliliters ("mL")/min

Solvent A: 0.2% phosphoric acid, 90% water, 10% methanol

Solvent B: 0.2% phosphoric acid, 90% methanol, 10% water

30

Method B:

Column: PHENOMENEX® Luna C18(2), 4.6 x 50 mm x 5 µm

Mobile Phase: (A) 10:90 methanol:water; (B) 90:10 methanol:water

Buffer: 0.1% TFA
Gradient Range: 0-100% B
Gradient Time: 4 min
Flow Rate: 4 mL/min
5 Analysis Time: 5 min
Detection:

Detector 1: UV at 220 nm
Detector 2: MS(ESI⁺)
Detector 3: ELSD

10

Method C:

Column: Waters SunFire C18, 4.6 x 50 mm x 5 µm
Mobile Phase: (A) 10:90 methanol:water; (B) 90:10 methanol:water
Buffer: 0.1% TFA
15 Gradient Range: 0-100% B
Gradient Time: 4 min
Flow Rate: 4 mL/min
Analysis Time: 5 min
Detection:

20

Detector 1: UV at 220 nm
Detector 2: MS(ESI⁺)
Detector 3: ELSD

Method D:

25 Column: PHENOMENEX® Luna C18(2), 4.6 x 50 mm x 5 µm
Mobile Phase: (A) 10:90 methanol:water; (B) 90:10 methanol:water
Buffer: 0.1% TFA
Gradient Range: 0-100% B
Gradient Time: 4 min
30 Flow Rate: 4 mL/min
Analysis Time: 5 min
Detection:

Detector 1: UV at 220 nm

Detector 2: MS(ESI⁺)

Detector 3: ELSD

5 Method E:

Column: Waters Acquity UPLC BEH C18, 2.1 x 50 mm, 1.7 µm particles

Mobile Phase: (A) 5:95 acetonitrile:water; (B) 95:5 acetonitrile:water

Buffer: 10 mM ammonium acetate

Gradient Range: 0-100% B

10 Gradient Time: 3 min

Flow Rate: 1.11 mL/min

Analysis Time: 4 min

Detection:

Detector 1: UV at 220 nm

15 Detector 2: MS(ESI⁺)

Detector 3: ELSD

Method F:

Column: Waters SunFire C18 (4.6 x 150 mm), 3.5 µm

20 Mobile Phase: (A) 5:95 acetonitrile:water; (B) 95:5 acetonitrile:water

Buffer: 0.1% TFA

Gradient Range: 0-100% B

Gradient Time: 12 min

Flow Rate: 4 mL/min

25 Analysis Time: 15 min

Detection:

Detector 1: UV at 220 nm

Detector 2: UV at 254 nm

30 Method G:

Column: Waters Acquity UPLC BEH C18, 2.1 x 50 mm, 1.7 µm particles

Mobile Phase: (A) 5:95 acetonitrile:water; (B) 95:5 acetonitrile:water

Buffer: 0.05% TFA
Gradient Range: 0-100% B
Gradient Time: 3 min
Flow Rate: 1.11 mL/min
5 Analysis Time: 4 min
Detection:

Detector 1: UV at 220 nm
Detector 2: MS(ESI⁺)
Detector 3: ELSD

10

Method H:

Column: (LCMS) Ascentis Express C18, 4.6 x 50 mm, 2.7 µm particles
Mobile Phase: (A) 5:95 acetonitrile:water; (B) 95:5 acetonitrile:water
Buffer: 10 mM ammonium acetate

15

Gradient Range: 0-100% B
Gradient Time: 4 min
Flow Rate: 4 mL/min
Analysis Time: 5 min
Detection:

20

Detector 1: UV at 220 nm
Detector 2: MS(ESI⁺)

Method I:

Column: Waters XBridge C18, 4.6 x 50 mm, 5 µm particles
25 Mobile Phase: (A) 5:95 acetonitrile:water; (B) 95:5 acetonitrile:water
Buffer: 0.05% TFA
Gradient Range: 0-100% B
Gradient Time: 4 min
Flow Rate: 4 mL/min
30 Analysis Time: 5 min
Detection:

Detector 1: UV at 220 nm

Detector 2: MS(ESI⁺)

Method J:

Column: (LCMS) BEH C18, 2.1 x 50 mm, 1.7 µm particles

5 Mobile Phase: (A) water; (B) acetonitrile

Buffer: 0.05% TFA

Gradient Range: 2%-98% B (0 to 1 min) 98% B (to 1.5 min) 98%-2% B
(to 1.6 min)

Gradient Time: 1.6 min

10 Flow Rate: 0.8 mL/min

Analysis Time: 2.2 min

Detection:

Detector 1: UV at 254 nm

Detector 2: MS(ESI⁺)

15

Method K:

Column: (LCMS) BEH C18, 3.0 x 50 mm, 1.7 µm particles

Mobile Phase: (A) 5:95 acetonitrile:water; (B) 95:5 acetonitrile:water

Buffer: 10 mM ammonium acetate

20 Gradient Range: 0-100% B

Gradient Time: 1.8 min

Flow Rate: 1.2 mL/min

Analysis Time: 4 min

Detection:

25 Detector 1: UV at 220 nm

Detector 2: MS(ESI⁺)

Method L:

Column: (LCMS) SunFire C18 2.1 x 30 mm, 2.5 µm particles

30 Mobile Phase: (A) 10:90 methanol:water; (B) 90:10 methanol:water

Buffer: 0.1% TFA

Gradient Range: 0-100% B

Gradient Time: 2 min

Flow Rate: 1 mL/min

Analysis Time: 3 min

Detection:

- 5 Detector 1: UV at 220 nm
 Detector 2: MS(ESI⁺)

Method M:

Column: (LCMS) SunFire C18 2.1 x 30 mm, 3.5 μm particles

- 10 Mobile Phase: (A) 10:90 methanol:water; (B) 90:10 methanol:water

Buffer: 0.1% TFA

Gradient Range: 0-100% B

Gradient Time: 4 min

Flow Rate: 1 mL/min

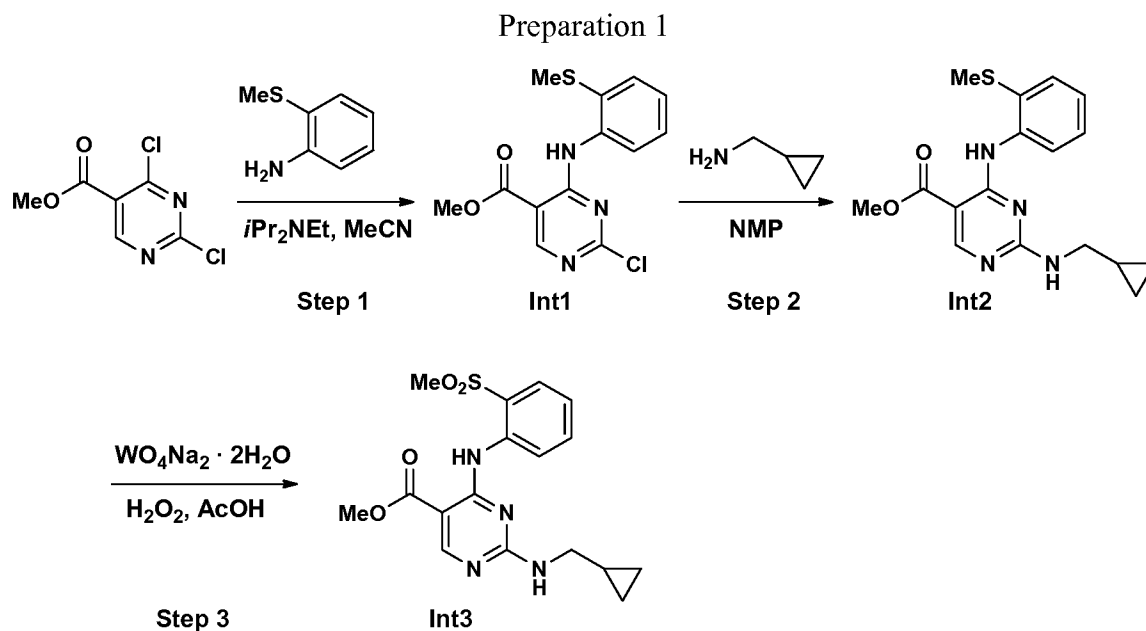
- 15 Analysis Time: 5 min

Detection:

Detector 1: UV at 220 nm

Detector 2: MS(ESI⁺)

20



Step 1

[00140] To vial containing methyl 2,4-dichloropyrimidine-5-carboxylate (140 mg, 0.68 mmol) was added acetonitrile (1 mL), diisopropylethyl amine (0.24 mL, 1.4 mmol) and 2-(methylthio)aniline (94 mg, 0.68 mmol). The reaction was heated to 70 °C for 90 minutes and then cooled to room temperature and the solvent removed *in vacuo*. The residual
5 solid was re-dissolved in dichloromethane (DCM) and then precipitated out via the addition of hexanes. The product was collected via filtration, rinsing with hexanes and used without further purification. Collected material (220 mg) was c. 50% pure. LC retention time 1.08 min [J]. Mass Spectrometry ("MS") (E+) *m/z*: 310 (MH⁺).

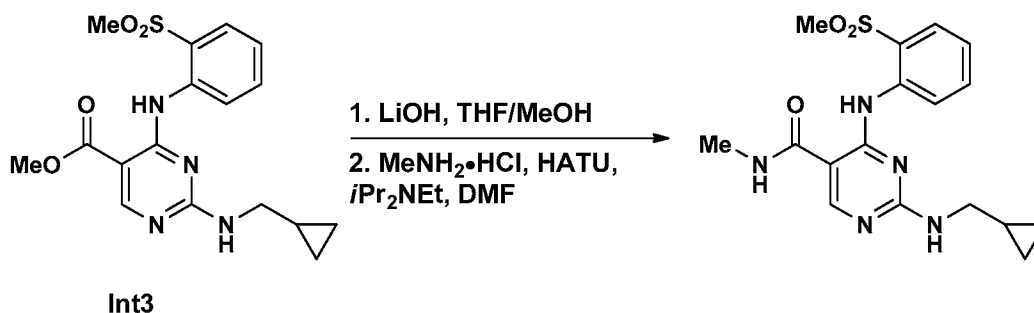
10 Step 2

[00141] To a solution of crude Int1 (100 mg, <0.32 mmol) in 1-methyl-2-pyrrolidone (NMP, 1 mL) was added cyclopropylmethanamine (23 mg, 0.32 mmol) and the reaction was heated to 100 °C for 90 minutes. The reaction was cooled to room temperature, diluted with water and the product extracted with ethyl acetate (x3). The combined
15 organic layers were washed with water (x2) and brine (x1), dried over sodium sulfate, filtered, concentrated and then purified by automated chromatography (5-20% EtOAc/hexanes) to provide Int2 (22 mg, 19% yield). LC retention time 0.88 min [J]. MS(E⁺) *m/z*: 345 (MH⁺).

20 Step 3

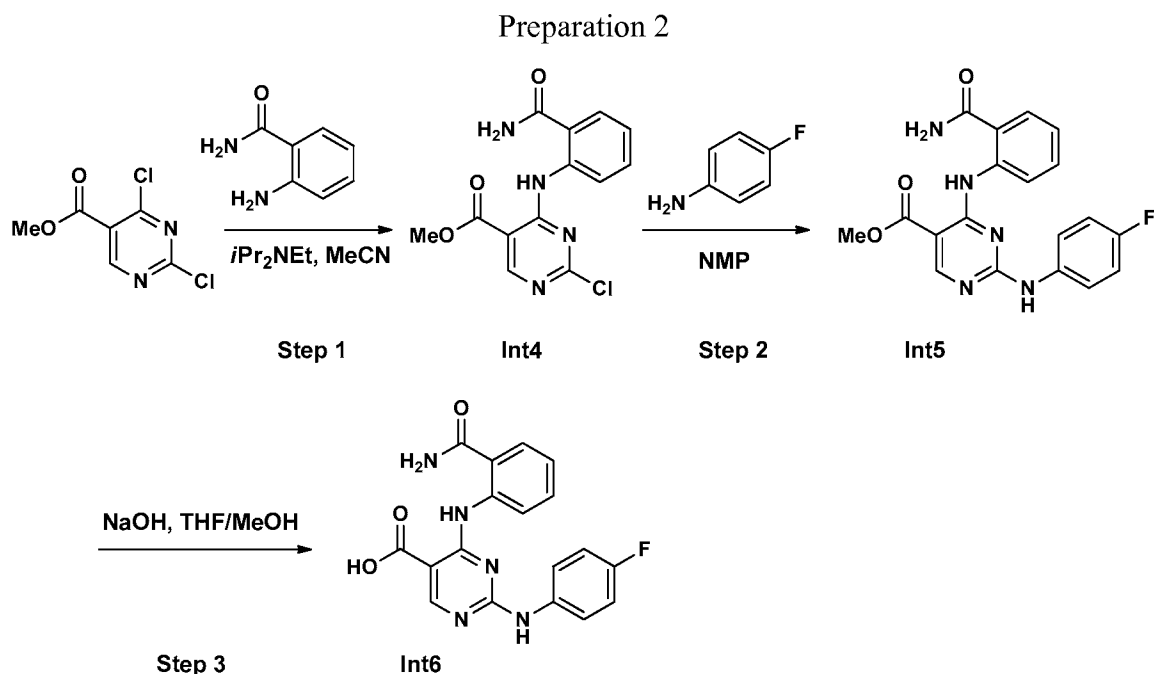
[00142] Int2 (23 mg, 0.067 mmol) was suspended in acetic acid (AcOH, 0.17 mL), and hydrogen peroxide (30% aqueous solution, 140 µL, 1.34 mmol) and sodium tungstate dihydrate (22 mg, 0.067 mmol) were subsequently added. The reaction was complete after 30 minutes, with no evidence of over oxidation. The reaction was diluted with water
25 and ethyl acetate, the layers were separated and the aqueous layer extracted once with ethyl acetate. The combined organic layers were washed once with saturated aqueous sodium bisulfite and once with water. The combined organic layers were then dried over sodium sulfate, filtered, concentrated under reduced pressure, yielding the sulfone product Int3 (25 mg, 83% pure, 84% yield). LC retention time 0.79 min [J]. MS(E⁺) *m/z*:
30 377 (MH⁺).

Example 1



[00143] To a stirred solution of Int3 (25 mg, 0.066 mmol) in tetrahydrofuran (THF, 0.5 mL) and methanol (0.25 mL) was added lithium hydroxide (1M in water, 0.2 mL, 0.2 mmol) and the reaction was stirred overnight. The solvents were then removed *in vacuo*, using a DCM azeotrope to remove residual water. The resulting solid was dissolved in DCM/MeOH and hydrochloric acid (4M in dioxane, 0.16 mL, 0.64 mmol) was added. The solvents were removed under reduced pressure and then reconcentrated from DCM three times leaving the acid which was carried on without analysis or purification. To the crude acid was added dimethylformamide (DMF, 0.66 mL), diisopropylethylamine (0.14 mL, 0.79 mmol), methylamine hydrochloride (8.9 mg, 0.13 mmol) and O-(7-azabenzotriazol-1-yl)-N,N,N',N'-tetramethyluronium hexafluorophosphate (HATU, 35 mg, 0.092 mmol) and the reaction was stirred at room temperature for 1 hour. The crude reaction was diluted with DMF, filtered and purified using preparative HPLC to give 1 (8.4 mg, 34% yield over two steps). ¹H NMR (500MHz, DMSO-d₆) δ 11.45 (br. s., 1H), 11.31 (br. s., 1H), 8.55 (br. s., 1H), 8.31 (br. s., 1H), 8.20 (d, *J*=7.9 Hz, 1H), 7.89 (d, *J*=7.4 Hz, 1H), 7.72 - 7.55 (m, 2H), 7.37 - 7.25 (m, 1H), 3.16 (d, *J*=3.5 Hz, 4H), 3.02 (br. s., 1H), 2.75 (br. s., 3H), 1.12 - 0.86 (m, 1H), 0.44 - 0.29 (m, 2H), 0.19 (br. s., 1H), 0.08 (br. s., 1H). LC retention time 1.36 min [E]. MS(E⁺) *m/z*: 376 (MH⁺).

20



Step 1

- 5 [00144] To vial containing methyl 2,4-dichloropyrimidine-5-carboxylate (1.30 g, 6.28 mmol) was added acetonitrile (10 mL), diisopropylethyl amine (2.19 mL, 12.56 mmol) and 2-aminobezamide (855 mg, 6.28 mmol). The reaction was heated to 70 °C for 60 minutes and then cooled to room temperature resulting in the product crashing out as a solid. The solid was filtered off, rinsing with acetonitrile, collected and dried yielding
- 10 Int4 as a crude solid (2.3 g, 90% pure). An analytically pure sample was obtained using automated silica gel chromatography (40-85% EtOAc/hexanes). ¹H NMR (400MHz, MeOD/chloroform-d) δ 8.85 - 8.77 (m, 1H), 8.28 (d, *J*=8.4 Hz, 1H), 7.74 - 7.66 (m, 1H), 7.58 - 7.48 (m, 1H), 7.25 (t, *J*=7.6 Hz, 1H), 4.04 - 3.98 (m, 3H). LC retention time 0.76 min [J]. MS(E⁺) *m/z*: 307 (MH⁺).

15

Step 2

- [00145] To a solution of Int4 (200 mg, 0.65 mmol) in NMP (1 mL) was added 4-fluoroaniline (72 mg, 0.65 mmol), the vial was sealed and heated to 100 °C for one hour. The reaction was cooled to room temperature and diluted with ethyl acetate and water
- 20 resulting in Int5 precipitating out of solution. The solid was collected via filtration, rinsing with ethyl acetate, and dried providing Int5 as a white solid (125 mg, 45% yield). ¹H NMR (400MHz, DMSO-d₆) δ 11.40 (s, 1H), 9.87 (br. s., 1H), 8.72 (s, 1H), 8.29 - 7.93

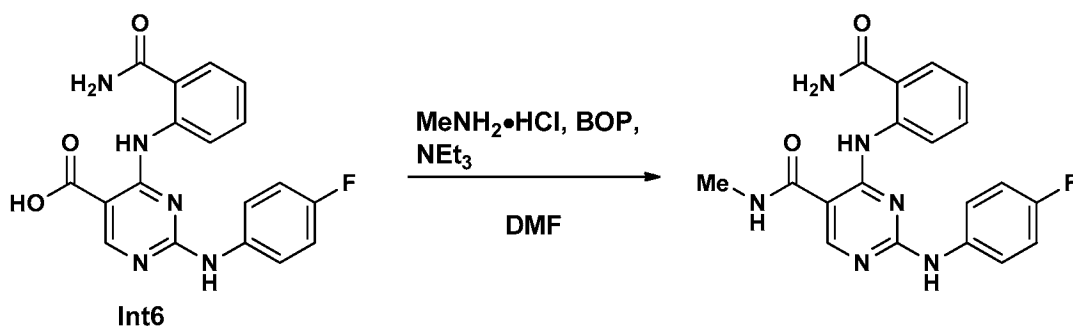
(m, 2H), 7.73 - 7.57 (m, 3H), 7.54 - 7.38 (m, 2H), 7.19 (t, $J=7.3$ Hz, 1H), 7.05 (t, $J=8.5$ Hz, 2H), 3.84 (s, 3H). LC retention time 0.72 min [J]. MS(E^+) m/z : 382 (MH^+).

Step 3

- 5 [00146] To a solution of Int5 (120 mg, 0.315 mmol) in methanol (2 mL) and THF (10 mL) was added sodium hydroxide (1M in water, 0.63 mL, 0.63 mmol) and the reaction was refluxed for 6 hours. The solvents were then removed *in vacuo*, using a DCM azeotrope to remove residual water. The resulting solid was dissolved in DCM/MeOH and hydrochloric acid (4M in dioxane, 0.75 mL, 3.0 mmol) was added. The solvents
- 10 were removed under reduced pressure and then reconcentrated from DCM three times leaving Int6 as the HCl salt (130 mg, 77% yield). 1H NMR (400MHz, DMSO- d_6) δ 8.63 (d, $J=8.1$ Hz, 1H), 8.54 - 8.45 (m, 2H), 7.35 - 7.25 (m, 4H), 6.93 (t, $J=7.0$ Hz, 1H), 6.82 - 6.61 (m, 3H). LC retention time 0.66 min [J]. MS(E^+) m/z : 368 (MH^+).

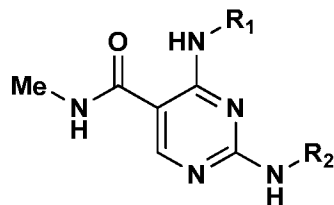
15

Example 2



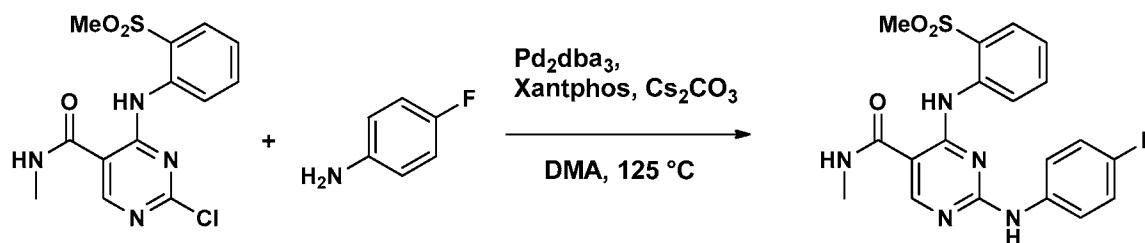
- [00147] Int6 (20 mg, 0.54 mmol), (benzotriazol-1-yl)tris(dimethylamino)phosphonium hexafluorophosphate (BOP, 24 mg, 0.054 mmol), triethylamine (21 μ L, 0.15 mmol) and methanamine hydrochloride (6.7 mg, 0.099 mmol) were combined in DMF (1 mL) and stirred at room temperature for 1 hour. The reaction was diluted with DMF, filtered and purified using preparative HPLC to provide 2 (6.9 mg, 26% yield) as the TFA salt. 1H NMR (500MHz, DMSO- d_6) δ 11.68 (s, 1H), 9.70 (br. s., 1H), 8.55 (s, 1H), 8.36 (d, $J=4.5$ Hz, 1H), 8.10 (d, $J=18.3$ Hz, 1H), 7.94 (d, $J=8.9$ Hz, 1H), 7.62 (dd, $J=8.4, 5.0$ Hz, 2H), 7.54 (dd, $J=7.7, 1.2$ Hz, 1H), 7.49 - 7.40 (m, 2H), 7.25 - 7.11 (m, 2H), 7.06 - 6.97 (m, 2H), 2.76 (d, $J=4.0$ Hz, 3H). LC retention time
- 25 1.27 min [E]. MS(E^+) m/z : 381 (MH^+).

[00148] The following Examples were prepared in a similar manner to the product of Example 2



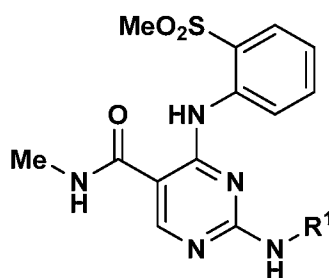
Example No.	R ₁	R ₂	Rt (min) [Method]	m/z [M+H] ⁺
3			1.80 [E]	338
4			1.78 [E]	320
5			1.64 [E]	439
6			1.21 [E]	381
7			1.16 [G]	341
8			1.28 [G]	355
9			1.09 [G]	329
10			0.84 [J]	439

Example 11

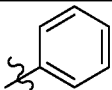
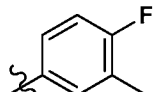
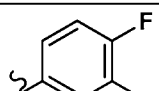


[00149] A solution of 2-chloro-N-methyl-4-((2-(methylsulfonyl)phenyl)amino)pyrimidine-5-carboxamide (50 mg, 0.147 mmol) and 4-fluoroaniline (32.6 mg, 0.293 mmol) in N,N-dimethylacetamide (DMA, 0.6ml) in a sealed tube was purged with nitrogen for 10 minutes and then 4,5-bis(diphenylphosphino)-9,9-dimethylxanthene (Xantphos, 16.98 mg, 0.029 mmol) was added followed by cesium carbonate (143 mg, 0.440 mmol) and tris(dibenzylideneacetone)dipalladium(0) ($\text{Pd}_2(\text{dba})_3$, 26.9 mg, 0.029 mmol) the reaction mass was then purged for two additional minutes and then heated to 125 °C for 2.5 hours. The crude sample was diluted with water and extracted with ethyl acetate, the organic layer was dried over sodium sulphate and concentrated. The crude product was then purified using preparative HPLC to afford 26.18 mg of Example 11. $^1\text{H NMR}$ (400MHz, $\text{DMSO}-d_6$) δ 11.43 (s, 1H), 9.70 (bs, 1H), 8.70 (s, 1H), 8.47 (bs, 1H), 8.07 (bs, 1H), 7.92 (dd, $J=8.0, 1.2$ Hz, 1H), 7.76 (m, 1H), 7.57 (m, 2H), 7.42 (m, 1H), 7.00 (m, 2H), 3.15 (s, 3H), 2.79 (d, $J=4.4$ Hz, 3H). LC retention time (Rt) 7.15 min [F]. $\text{MS}(\text{E}^+)$ m/z : 416 (MH^+).

[00150] The following Examples were prepared in a similar manner to the product of Example 11



Example No.	R^1	Rt (min) [Method]	m/z [$\text{M}+\text{H}$] $^+$

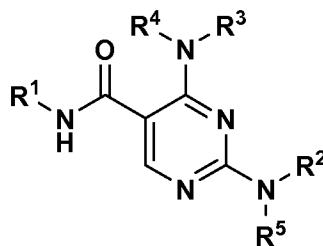
Example No.	R ¹	Rt (min) [Method]	<i>m/z</i> [M+H] ⁺
12		6.84 [F]	398
13		7.62 [F]	430
14		8.32 [F]	434

Compound	¹ H NMR (methanol-d ₄ equates CDCl ₃ :MeOD ~1:1 unless otherwise noted)
2	¹ H NMR (500MHz, DMSO-d ₆) δ 11.68 (s, 1H), 9.70 (br. s., 1H), 8.55 (s, 1H), 8.36 (d, <i>J</i> =4.5 Hz, 1H), 8.10 (d, <i>J</i> =18.3 Hz, 1H), 7.94 (d, <i>J</i> =8.9 Hz, 1H), 7.62 (dd, <i>J</i> =8.4, 5.0 Hz, 2H), 7.54 (dd, <i>J</i> =7.7, 1.2 Hz, 1H), 7.49 - 7.40 (m, 2H), 7.25 - 7.11 (m, 2H), 7.06 - 6.97 (m, 2H), 2.76 (d, <i>J</i> =4.0 Hz, 3H)
3	¹ H NMR (500MHz, DMSO-d ₆) δ 11.41 (s, 1H), 9.68 (br. s., 1H), 8.64 (s, 1H), 8.51 (d, <i>J</i> =4.0 Hz, 1H), 7.66 (d, <i>J</i> =4.0 Hz, 4H), 7.34 (t, <i>J</i> =7.9 Hz, 2H), 7.16 - 7.05 (m, 3H), 2.78 (d, <i>J</i> =4.5 Hz, 3H)
4	¹ H NMR (500MHz, DMSO-d ₆) δ 11.42 (s, 1H), 9.66 (s, 1H), 8.65 (s, 1H), 8.52 (d, <i>J</i> =4.5 Hz, 1H), 7.68 (d, <i>J</i> =7.9 Hz, 4H), 7.34 (t, <i>J</i> =7.9 Hz, 2H), 7.26 (t, <i>J</i> =7.9 Hz, 2H), 7.09 (t, <i>J</i> =7.4 Hz, 1H), 6.99 (t, <i>J</i> =7.2 Hz, 1H), 2.79 (d, <i>J</i> =4.0 Hz, 3H)
5	¹ H NMR (500MHz, DMSO-d ₆) δ 8.58 (s, 1H), 7.95 - 7.82 (m, 2H), 7.72 (d, <i>J</i> =7.9 Hz, 1H), 7.52 (t, <i>J</i> =7.7 Hz, 3H), 7.46 - 7.37 (m, 3H), 7.39 - 7.31 (m, 1H), 7.31 - 7.25 (m, 1H), 7.26 - 7.18 (m, 1H), 7.13 (br. s., 1H), 7.01 (t, <i>J</i> =7.4 Hz, 1H), 2.78 - 2.74 (m, 3H)
6	¹ H NMR (500MHz, DMSO-d ₆) δ 11.47 (s, 1H), 9.71 (br. s., 1H), 8.66 (s, 1H), 8.53 (d, <i>J</i> =4.5 Hz, 1H), 8.07 - 7.82 (m, 3H), 7.74 - 7.50 (m, 3H), 7.48 - 7.33 (m, 2H), 7.06 (t, <i>J</i> =8.7 Hz, 2H), 2.79 (d, <i>J</i> =4.5 Hz, 3H)

Compound	¹ H NMR (methanol-d ₄ equates CDCl ₃ :MeOD ~1:1 unless otherwise noted)
7	¹ H NMR (500MHz, DMSO-d ₆) δ 11.63 (br. s., 1H), 8.46 - 8.26 (m, 2H), 8.14 (br. s., 1H), 7.96 - 7.79 (m, 1H), 7.64 (d, <i>J</i> =5.9 Hz, 1H), 7.49 (d, <i>J</i> =7.4 Hz, 1H), 7.41 (br. s., 2H), 7.06 (t, <i>J</i> =7.2 Hz, 1H), 4.18 (d, <i>J</i> =7.4 Hz, 1H), 2.74 - 2.69 (m, 3H), 2.26 - 2.13 (m, 2H), 2.03 - 1.85 (m, 2H), 1.73 - 1.51 (m, 2H)
8	¹ H NMR (500MHz, DMSO-d ₆) δ 11.64 (br. s., 1H), 8.45 - 8.33 (m, 2H), 8.13 (br. s., 1H), 7.99 - 7.79 (m, 1H), 7.48 (d, <i>J</i> =7.4 Hz, 1H), 7.44 - 7.32 (m, 2H), 7.11 - 6.95 (m, 1H), 5.62 (d, <i>J</i> =7.4 Hz, 1H), 3.89 - 3.76 (m, 1H), 2.75 - 2.69 (m, 3H), 1.85 (br. s., 2H), 1.79 - 1.69 (m, 2H), 1.70 - 1.41 (m, 10H), 1.29 - 1.17 (m, 2H)
9	¹ H NMR (500MHz, DMSO-d ₆) δ 11.64 (br. s., 1H), 8.46 - 8.29 (m, 2H), 8.13 (br. s., 1H), 7.98 - 7.81 (m, 1H), 7.48 (d, <i>J</i> =7.9 Hz, 1H), 7.45 - 7.31 (m, 2H), 7.05 (t, <i>J</i> =7.4 Hz, 1H), 3.27 - 3.07 (m, 2H), 2.75 - 2.69 (m, 3H), 1.60 - 1.41 (m, 2H), 0.86 (t, <i>J</i> =7.2 Hz, 3H)
10	¹ H NMR (500MHz, methanol-d ₄) δ 9.32 (br. s., 1H), 8.99 (d, <i>J</i> =7.4 Hz, 1H), 8.53 (d, <i>J</i> =7.4 Hz, 2H), 8.39 - 8.30 (m, 3H), 8.29 - 8.14 (m, 5H), 8.12 - 8.00 (m, 2H), 7.93 (t, <i>J</i> =7.4 Hz, 1H), 3.59 (s, 3H)
12	¹ H NMR (400MHz, DMSO-d ₆) δ 11.44 (s, 1H), 9.68 (bs, 1H), 8.71 (s, 1H), 8.47 (bs, 1H), 8.10 (d, <i>J</i> =8.0 Hz, 1H), 7.92 (dd, <i>J</i> =8.0, 1.6 Hz, 1H), 7.74 (m, 1H), 7.57 (d, <i>J</i> =8.0 Hz, 2H), 7.42 (m, 1H), 7.16 (m, 2H), 6.92 (m, 1H), 3.15 (s, 3H), 2.79 (d, <i>J</i> =4.8 Hz, 3H)
13	¹ H NMR (400MHz, DMSO-d ₆) δ 11.43 (s, 1H), 9.64 (bs, 1H), 8.70 (s, 1H), 8.47 (m, 1H), 8.06 (bs, 1H), 7.93 (dd, <i>J</i> =8.0, 1.6 Hz, 1H), 7.73 (m, 1H), 7.48 (m, 1H), 7.43 (m, 1H), 7.40 (m, 1H), 7.42 (m, 1H), 6.94 (m, 1H), 3.16 (s, 3H), 2.78 (d, <i>J</i> =4.4 Hz, 3H), 2.06 (s, 3H)
14	¹ H NMR (400MHz, DMSO-d ₆) δ 11.44 (s, 1H), 9.90 (bs, 1H), 8.73 (s, 1H), 8.51 (m, 1H), 8.04 (m, 1H), 7.94 (dd, <i>J</i> =8.0, 1.2 Hz, 1H), 7.76 (m, 2H), 7.45 (m, 1H), 7.25 (m, 2H), 3.16 (s, 3H), 2.80 (d, <i>J</i> =4.4 Hz, 3H)

WHAT IS CLAIMED IS:

1. A compound having the following formula (I):



5

I

or a stereoisomer or pharmaceutically-acceptable salt thereof, wherein:

R¹ is C₁₋₃alkyl optionally substituted by 0-7 R^{1a};

R^{1a} at each occurrence is independently hydrogen, deuterium, F, Cl, Br, CF₃ or CN;

10 R² is C₁₋₆alkyl or -(CH₂)_r-3-14 membered carbocycle, each group substituted with 0-4 R^{2a};

R^{2a} at each occurrence is independently hydrogen, =O, halo, OCF₃, CN, NO₂, -(CH₂)_rOR^b, -(CH₂)_rSR^b, -(CH₂)_rC(O)R^b, -(CH₂)_rC(O)OR^b, -(CH₂)_rOC(O)R^b, CH₂)_rNR¹¹R¹¹, -(CH₂)_rC(O)NR¹¹R¹¹, -(CH₂)_rNR^bC(O)R^c, -(CH₂)_rNR^bC(O)OR^c,
 15 -NR^bC(O)NR¹¹R¹¹, -S(O)_pNR¹¹R¹¹, -NR^bS(O)_pR^c, -S(O)_pR^c, C₁₋₆ alkyl substituted with 0-3 R^a, C₁₋₆ haloalkyl, C₂₋₆ alkenyl substituted with 0-3 R^a, C₂₋₆ alkynyl substituted with 0-3 R^a, -(CH₂)_r-3-14 membered carbocycle substituted with 0-1 R^a or a -(CH₂)_r-5-7 membered heterocycle comprising carbon atoms or 1-4 heteroatoms selected from N, O, and S(O)_p substituted with 0-2 R^a;

20 R³ is C₃₋₁₀ cycloalkyl, C₆₋₁₀ aryl, or a 5-10 membered heterocycle containing 1-4 heteroatoms selected from N, O, and S, each group substituted with 0-4 R^{3a};

R^{3a} at each occurrence is independently hydrogen, =O, halo, OCF₃, CF₃, CHF₂, CN, NO₂, -(CH₂)_rOR^b, -(CH₂)_rSR^b, -(CH₂)_rC(O)R^b, -(CH₂)_rC(O)OR^b, -(CH₂)_rOC(O)R^b, -(CH₂)_rNR¹¹R¹¹, -(CH₂)_rC(O)NR¹¹R¹¹, -(CH₂)_rNR^bC(O)R^c, -(CH₂)_rNR^bC(O)OR^c,
 25 -NR^bC(O)NR¹¹R¹¹, -S(O)_pNR¹¹R¹¹, -NR^bS(O)_pR^c, -S(O)_pR^c, C₁₋₆ alkyl substituted with 0-3 R^a, C₂₋₆ alkenyl substituted with 0-3 R^a, C₂₋₆ alkynyl substituted with 0-3 R^a, C₁₋₆ haloalkyl, -(CH₂)_r-3-14 membered carbocycle substituted with 0-3 R^a or a -(CH₂)_r-5-10 membered heterocycle comprising carbon atoms and 1-4 heteroatoms selected from N, O, and S(O)_p substituted with 0-3 R^a;

or two R^{3a}, together with the atoms to which they are attached, combine to form a fused ring wherein said ring is selected from phenyl and a 5-7 membered heterocycle comprising carbon atoms and 1-4 heteroatoms selected from N, S or O said fused ring further substituted by R^{al};

5 R⁴ and R⁵ are independently hydrogen, C₁₋₄ alkyl substituted with 0-1 R^f, (CH₂)_r-phenyl substituted with 0-3 R^d, or a -(CH₂)_r-5-7 membered heterocycle comprising carbon atoms and 1-4 heteroatoms selected from N, O, and S(O)_p;

10 R¹¹ at each occurrence is independently hydrogen, C₁₋₄ alkyl substituted with 0-3 R^f, CF₃, C₃₋₁₀ cycloalkyl substituted with 0-1 R^f, (CH)_r-phenyl substituted with 0-3 R^d, or -(CH₂)_r-5-7 membered heterocycle comprising carbon atoms and 1-4 heteroatoms selected from N, O, and S(O)_p substituted with 0-3 R^d;

15 R^a and R^{al} at each occurrence are independently hydrogen, F, Cl, Br, OCF₃, CF₃, CHF₂, CN, NO₂, -(CH₂)_rOR^b, -(CH₂)_rSR^b, -(CH₂)_rC(O)R^b, -(CH₂)_rC(O)OR^b, -(CH₂)_rOC(O)R^b, -(CH₂)_rNR¹¹R¹¹, -(CH₂)_rC(O)NR¹¹R¹¹, -(CH₂)_rNR^bC(O)R^c, -(CH₂)_rNR^bC(O)OR^c, -NR^bC(O)NR¹¹R¹¹, -S(O)_pNR¹¹R¹¹, -NR^bS(O)_pR^c, -S(O)R^c, -S(O)₂R^c, C₁₋₆ alkyl substituted with 0-3 R^f, C₁₋₆ haloalkyl, C₂₋₆ alkenyl substituted with 0-3 R^a, C₂₋₆ alkynyl substituted with 0-3 R^a, -(CH₂)_r-3-14 membered carbocycle or -(CH₂)_r-5-7 membered heterocycle comprising carbon atoms and 1-4 heteroatoms selected from N, O, and S(O)_p substituted with 0-3 R^f;

20 R^b at each occurrence is independently hydrogen, C₁₋₆ alkyl substituted with 0-3 R^d, C₁₋₆ haloalkyl, C₃₋₆ cycloalkyl substituted with 0-2 R^d, or -(CH₂)_r-5-7 membered heterocycle comprising carbon atoms and 1-4 heteroatoms selected from N, O, and S(O)_p substituted with 0-3 R^f or (CH₂)_r-phenyl substituted with 0-3 R^d;

25 R^c is C₁₋₆ alkyl substituted with 0-3 R^f, (CH₂)_r-C₃₋₆ cycloalkyl substituted with 0-3 R^f, (CH₂)_r-phenyl substituted with 0-3 R^f; or

R^d at each occurrence is independently hydrogen, F, Cl, Br, OCF₃, CF₃, CN, NO₂, -OR^e, -(CH₂)_rC(O)R^c, -NR^eR^e, -NR^eC(O)OR^c, C₁₋₆ alkyl, or (CH₂)_r-phenyl substituted with 0-3 R^f;

30 R^e at each occurrence is independently selected from hydrogen, C₁₋₆ alkyl, C₃₋₆ cycloalkyl, and (CH₂)_r-phenyl substituted with 0-3 R^f;

R^f independently at each occurrence is hydrogen, halo, CN, NH_2 , OH, C_{3-6} cycloalkyl, CF_3 , $O(C_{1-6}alkyl)$, or a $-(CH_2)_r$ -5-7 membered heteroaryl comprising carbon atoms and 1-4 heteroatoms selected from N, O, and $S(O)_p$;

p is 0, 1, or 2; and

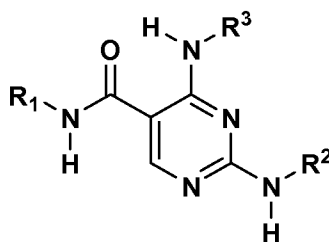
5 r is 0, 1, 2, 3, or 4.

2. A compound of claim 1, or a stereoisomer or pharmaceutically-acceptable salt thereof, wherein R^2 is $C_{1-6}alkyl$, $C_{3-6}cycloalkyl$ or phenyl, each substituted by 0-4 groups selected from R^{2a} .

10

3. A compound according to any one of claims 1-2, or a stereoisomer or pharmaceutically-acceptable salt thereof, wherein both R^4 and R^5 are hydrogen.

4. A compound according to any one of claims 1-3 having the following
15 formula



or a stereoisomer or pharmaceutically-acceptable salt thereof, wherein:

R^1 is $C_{1-3}alkyl$ substituted by 0-7 R^{1a} ;

R^{1a} at each occurrence is independently hydrogen or deuterium;

20 R^2 is $C_{1-6}alkyl$, $C_{3-6}cycloalkyl$ or phenyl, each group substituted by 0-4 groups selected from R^{2a} ;

R^{2a} at each occurrence is independently hydrogen, halo, CN, $-(CH_2)_rOR^b$, $-(CH_2)_rC(O)R^b$, $-(CH_2)_rC(O)NR^{11}R^{11}$, $-S(O)_pNR^{11}R^{11}$, $C_{1-6}alkyl$ substituted with 0-3 R^a , C_{1-6} haloalkyl, $-(CH_2)_r$ -3-14 membered carbocycle substituted with 0-1 R^a or a
25 $-(CH_2)_r$ -5-7 membered heterocycle comprising carbon atoms and 1-4 heteroatoms selected from N, O, and $S(O)_p$ substituted with 0-2 R^a ;

R^3 is C_{3-10} cycloalkyl, a C_{6-10} aryl, or a 5-10 membered heterocycle containing 1-4 heteroatoms selected from N, O, and S, each group substituted with 0-4 R^{3a} ;

R^{3a} at each occurrence is independently hydrogen, halo, OCF_3 , CF_3 , CHF_2 , CN , $-(CH_2)_rOR^b$, $-(CH_2)_rSR^b$, $-(CH_2)_rC(O)R^b$, $-(CH_2)_rNR^{11}R^{11}$, $-(CH_2)_rC(O)NR^{11}R^{11}$, $-(CH_2)_rNR^bC(O)R^c$, $-S(O)_pNR^{11}R^{11}$, $-NR^bS(O)_pR^c$, $-S(O)_pR^c$, C_{1-6} alkyl substituted with 0-3 R^a , C_{1-6} haloalkyl, a $-(CH_2)_r$ -3-14 membered carbocycle substituted with 0-3 R^a or a
 5 $-(CH_2)_r$ -5-10 membered heterocycle comprising carbon atoms and 1-4 heteroatoms selected from N, O, and $S(O)_p$ substituted with 0-3 R^a ;

or two R^{3a} , together with the atoms to which they are attached, combine to form a fused ring wherein that ring is selected from phenyl, or a 5-7 membered heterocycle comprising carbon atoms and 1-4 heteroatoms selected from N, S or O substituted by 0-3
 10 R^{a1} ;

R^{11} at each occurrence is independently hydrogen, C_{1-4} alkyl substituted with 0-3 R^f , or C_{3-10} cycloalkyl substituted with 0-1 R^f ;

R^a and R^{a1} at each occurrence are independently hydrogen, =O, F, $-(CH_2)_rOR^b$ or C_{1-6} alkyl substituted with 0-3 R^f ;

15 R^b at each occurrence is independently hydrogen, C_{1-6} alkyl substituted with 0-3 R^d , C_{1-6} haloalkyl, C_{3-6} cycloalkyl substituted with 0-2 R^d , or $-(CH_2)_r$ -5-7 membered heterocycle comprising carbon atoms and 1-4 heteroatoms selected from N, O, and $S(O)_p$ substituted with 0-3 R^f or $(CH_2)_r$ -phenyl substituted with 0-3 R^d ;

R^c is C_{1-6} alkyl substituted with 0-3 R^f ;

20 R^d at each occurrence is independently hydrogen, halo or -OH;

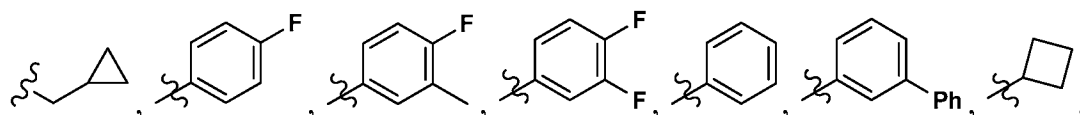
R^f at each occurrence is independently hydrogen, halo, CN, OH or $O(C_{1-6}alkyl)$;

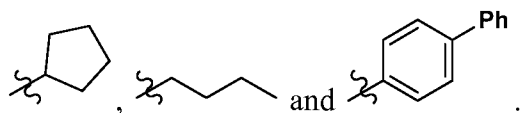
p is 0, 1 or 2; and

r is 0, 1 or 2.

25 5. A compound according to any one of claims 1-4, or a stereoisomer or pharmaceutically-acceptable salt thereof, wherein R^2 is methyl, butyl, cyclobutyl, cyclopentyl or phenyl, each group substituted with 0-3 R^{2a} .

30 6. A compound according to any one of claims 1- 5, or a stereoisomer or pharmaceutically-acceptable salt thereof, wherein R^2 is selected from:





7. A compound according to any one of claims 1-6, or a stereoisomer or pharmaceutically-acceptable salt thereof, wherein R^3 is phenyl, cyclopentyl, cyclohexyl, furanyl, or pyranlyl, each substituted with 0-4 R^{3a} .

8. A compound according to any one of claims 1-7, or a stereoisomer or pharmaceutically-acceptable salt thereof, wherein:

R^{3a} at each occurrence independently is hydrogen, Ph, CN, NH_2 , OCF_3 , OR^b , halo, cycloalkyl, $C(O)NR^{11}R^{11}$, $S(O)_2NR_{11}R_{11}$, $C(O)R^b$, SO_pR^c , $NR^bSO_pR^c$, $NR^bC(O)R^c$, haloalkyl (CF_3), CN, 5-7 membered heterocycle comprising carbon atoms and 1-4 heteroatoms selected from N, S or O substituted with 0-3 R^a and C_{1-6} alkyl substituted with 0-3 R^a ; or

one R^{3a} and a second R^{3a} , together with the atoms to which they are attached, combine to form a fused 5-7 membered heterocycle comprising carbon atoms and 1-4 heteroatoms selected from N, S or O or phenyl;

R^{11} at each occurrence is independently hydrogen, cyclopropyl, or C_{1-4} alkyl substituted with 0-1 R^f ;

R^a at each occurrence is independently halo (F) or OR^b ;

R^b at each occurrence is independently hydrogen, 5-7 membered heterocycle comprising carbon atoms and 1-4 heteroatoms selected from N, S or O substituted with 0-3 R^f , or C_{1-6} alkyl substituted with 0-3 R^d ;

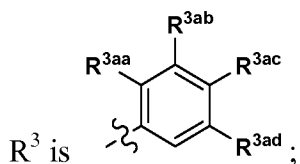
R^d at each occurrence is independently halo or OH;

R^c is C_{1-6} alkyl substituted with 0-3 R^f ;

R^f at each occurrence is independently hydrogen, halo, or OH; and

p is 2.

9. A compound according to any one of claims 1-8, or a stereoisomer or pharmaceutically-acceptable salt thereof, wherein:



R^{3aa} is $S(O)_pR^c$, OR^b , chloro, F, CN, NH_2 , $C(O)NR^{11}R^{11}$, $NR^bSO_pR^c$, $NR^bC(O)R^c$,

C_{1-6} alkyl substituted with 0-3 R^a or a 5- to 6-membered heteroaryl containing 1-3 heteroatoms selected from N, O, and S substituted with 0-3 R^a ;

- 5 R^{3ab} , R^{3ac} , or R^{3ad} are independently hydrogen, Cl, F, Br, CN, OR^b , C_{1-6} alkyl substituted 0-3 R^a ; $C(O)NR^{11}R^{11}$, $C(O)R^b$, $S(O)_pR^c$, or a 4-7 membered heterocycle containing 1-3 heteroatoms selected from N, O, and S substituted with 0-3 R^a ;

R^a is OR^b or halo;

- 10 R^b is hydrogen, C_{1-6} alkyl substituted with 0-2 R^d , a 5- to 7-membered heterocycle containing 1-3 heteroatoms selected from N, O and S;

R^{11} at each occurrence independently is hydrogen, cyclopropyl substituted with 0-3 R^f , or C_{1-4} alkyl substituted with 0-3 R^f ;

R^b is hydrogen or C_{1-6} alkyl substituted with 0-2 R^d ;

R^c is C_{1-6} alkyl substituted with 0-3 R^f ;

- 15 R^d independently at each occurrence is F or OH;

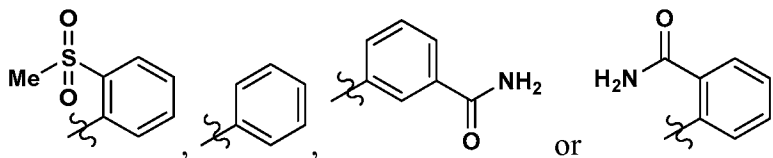
R^f is halo; and

p is 0-2.

- 20 10. A compound according claim 9, or a stereoisomer or pharmaceutically-acceptable salt thereof, wherein R^{3aa} is OR^b .

11. A compound according to claim 9, or a stereoisomer or pharmaceutically-acceptable salt thereof, wherein R^{3aa} is $S(O)_pR^c$ or $C(O)NR^{11}R^{11}$.

- 25 12. A compound according to any one of claims 1-8, or a stereoisomer or pharmaceutically-acceptable salt thereof, wherein R^3 is:



13. A compound according to any one of claims 1-12, or a stereoisomer or pharmaceutically-acceptable salt thereof, wherein R¹ is CH₃, C₂H₅, CD₃ or CD₂CD₃.

14. A pharmaceutical composition comprising one or more compounds
5 according to any one of claims 1-13 and a pharmaceutically acceptable carrier or diluent.

15. A method of treating a disease, comprising administering to a patient in need of such treatment a therapeutically-effective amount of a compound according to any one of claims 1-13, wherein the disease is an inflammatory or autoimmune disease.

10

INTERNATIONAL SEARCH REPORT

International application No
PCT/US2013/068866

A. CLASSIFICATION OF SUBJECT MATTER INV. C07D239/95 A61K31/513 A61P35/00 A61P37/00 A61P29/00 ADD.		
According to International Patent Classification (IPC) or to both national classification and IPC		
B. FIELDS SEARCHED		
Minimum documentation searched (classification system followed by classification symbols) C07D		
Documentation searched other than minimum documentation to the extent that such documents are included in the fields searched		
Electronic data base consulted during the international search (name of data base and, where practicable, search terms used) EPO-Internal, WPI Data, CHEM ABS Data		
C. DOCUMENTS CONSIDERED TO BE RELEVANT		
Category*	Citation of document, with indication, where appropriate, of the relevant passages	Relevant to claim No.
X	HISAMICHI H ET AL: "Corrigendum to 'Synthetic studies on novel Syk inhibitors. Part 1: Synthesis and structure-activity relationships of pyrimidine-5-carboxamide derivatives'" [Bioorg. Med. Chem. 13 (2005) 4936-4951]", BIOORGANIC & MEDICINAL CHEMISTRY, PERGAMON, GB, vol. 13, no. 22, 15 November 2005 (2005-11-15), pages 6277-6279, XP027638222, ISSN: 0968-0896 [retrieved on 2005-11-15] compound 14e ----- -/--	1-4,7,8, 13-15
<input checked="" type="checkbox"/> Further documents are listed in the continuation of Box C. <input checked="" type="checkbox"/> See patent family annex.		
* Special categories of cited documents :		
"A" document defining the general state of the art which is not considered to be of particular relevance "E" earlier application or patent but published on or after the international filing date "L" document which may throw doubts on priority claim(s) or which is cited to establish the publication date of another citation or other special reason (as specified) "O" document referring to an oral disclosure, use, exhibition or other means "P" document published prior to the international filing date but later than the priority date claimed		"T" later document published after the international filing date or priority date and not in conflict with the application but cited to understand the principle or theory underlying the invention "X" document of particular relevance; the claimed invention cannot be considered novel or cannot be considered to involve an inventive step when the document is taken alone "Y" document of particular relevance; the claimed invention cannot be considered to involve an inventive step when the document is combined with one or more other such documents, such combination being obvious to a person skilled in the art "&" document member of the same patent family
Date of the actual completion of the international search	Date of mailing of the international search report	
13 December 2013	02/01/2014	
Name and mailing address of the ISA/ European Patent Office, P.B. 5818 Patentlaan 2 NL - 2280 HV Rijswijk Tel. (+31-70) 340-2040, Fax: (+31-70) 340-3016	Authorized officer Gutke, Hans-Jürgen	

INTERNATIONAL SEARCH REPORT

International application No
PCT/US2013/068866

C(Continuation). DOCUMENTS CONSIDERED TO BE RELEVANT		
Category*	Citation of document, with indication, where appropriate, of the relevant passages	Relevant to claim No.
X	WO 2006/035069 A1 (TIBOTEC PHARM LTD [IE]; GUILLEMONT JEROME EMILE GEORGE [FR]; HEERES JA) 6 April 2006 (2006-04-06) claims 1,11,12 pages 39,40; compounds 11,23,24 -----	1-5,7, 13,14
X	EP 1 518 855 A1 (YAMANOUCHI PHARMA CO LTD [JP] ASTELLAS PHARMA INC [JP]) 30 March 2005 (2005-03-30) claims 1,7,14 page 62; compound 247 -----	1-3,5,7, 8,13-15
X	WO 2012/145569 A1 (SIGNAL PHARM LLC [US]; BENNETT BRYDON L [US]; ELSNER JAN [US]; ERDMAN) 26 October 2012 (2012-10-26) page 258; compound 206 claims 1,54,56-59 -----	1-4,7,8, 13-15
X	WO 2011/065800 A2 (OSCOTEC INC [KR]; KIM SE-WON [KR]; KIM JUNG-KEUN [KR]; KIM SE-NYUN [KR]) 3 June 2011 (2011-06-03) claim 1 pages 19,21,22; compounds 179,206,212 -----	1-8, 12-14
X	WO 2010/106097 A1 (BOEHRINGER INGELHEIM INT [DE]; SAPOUNTZIS IOANNIS [DE]; KUHN DANIEL [D]) 23 September 2010 (2010-09-23) claims 1, 13,14 -----	1-5,7,8, 13-15

INTERNATIONAL SEARCH REPORT

Information on patent family members

International application No
PCT/US2013/068866

Patent document cited in search report	Publication date	Patent family member(s)	Publication date	
WO 2006035069	A1	06-04-2006	AR 051315 A1	03-01-2007
			AT 542802 T	15-02-2012
			AU 2005288866 A1	06-04-2006
			BR PI0516748 A	23-09-2008
			CA 2575472 A1	06-04-2006
			CN 101027288 A	29-08-2007
			EP 1797047 A1	20-06-2007
			ES 2380631 T3	17-05-2012
			JP 5046943 B2	10-10-2012
			JP 2008514681 A	08-05-2008
			KR 20070057837 A	07-06-2007
			RU 2007116172 A	10-11-2008
			US 2008262007 A1	23-10-2008
			WO 2006035069 A1	06-04-2006
ZA 200702656 A	27-08-2008			

EP 1518855	A1	30-03-2005	AT 530530 T	15-11-2011
			AU 2003244098 A1	19-01-2004
			CA 2490888 A1	08-01-2004
			CN 1665789 A	07-09-2005
			EP 1518855 A1	30-03-2005
			ES 2373226 T3	01-02-2012
			JP 4529685 B2	25-08-2010
			JP 5104893 B2	19-12-2012
			JP 2010174027 A	12-08-2010
			MX PA04012855 A	19-04-2005
			US 2005272753 A1	08-12-2005
			US 2009281072 A1	12-11-2009
			US 2011294749 A1	01-12-2011
			WO 2004002964 A1	08-01-2004

WO 2012145569	A1	26-10-2012	AU 2012245387 A1	28-03-2013
			CA 2829264 A1	26-10-2012
			TW 201311651 A	16-03-2013
			US 2013029987 A1	31-01-2013
			WO 2012145569 A1	26-10-2012

WO 2011065800	A2	03-06-2011	NONE	

WO 2010106097	A1	23-09-2010	AR 076134 A1	18-05-2011
			AU 2010224881 A1	08-09-2011
			CA 2755759 A1	23-09-2010
			CN 102421762 A	18-04-2012
			EA 201101330 A1	30-04-2012
			EP 2408752 A1	25-01-2012
			JP 2012520850 A	10-09-2012
			KR 20110128927 A	30-11-2011
			TW 201043611 A	16-12-2010
			US 2011071158 A1	24-03-2011
			UY 32494 A	29-10-2010
			WO 2010106097 A1	23-09-2010
