



US00D722646S

(12) **United States Design Patent**
Wang

(10) **Patent No.:** **US D722,646 S**

(45) **Date of Patent:** **** Feb. 17, 2015**

(54) **BALL PEN**

(71) Applicant: **Andrew Wang**, Anhui (CN)

(72) Inventor: **Andrew Wang**, Anhui (CN)

(73) Assignee: **Tonglu Ido Imp & Exp Co., Ltd.**,
Fenshui Town, Tonglu, Hangzhou,
Zhejiang Province (CN)

(**) Term: **14 Years**

(21) Appl. No.: **29/459,483**

(22) Filed: **Jun. 30, 2013**

(51) **LOC (10) Cl.** **19-06**

(52) **U.S. Cl.**
USPC **D19/174; D19/904; D19/908; D19/918**

(58) **Field of Classification Search**
USPC D14/411; D19/115-186, 190-204, 904,
D19/908, 918; 24/11 F, 11 P, 11 R; 401/52,
401/99, 192, 195, 196
See application file for complete search history.

(56) **References Cited**

U.S. PATENT DOCUMENTS

D388,825	S	*	1/1998	Kouda	D19/49
D395,673	S	*	6/1998	Baubil	D19/51
D402,693	S	*	12/1998	Sunaga	D19/48
D425,559	S	*	5/2000	Beneyto	D19/51
D433,704	S	*	11/2000	Kouda	D19/49
D445,830	S	*	7/2001	Yoon	D19/48
D452,878	S	*	1/2002	Candelora et al.	D19/43
D461,501	S	*	8/2002	Nishida	D19/43
D463,821	S	*	10/2002	Nishida	D19/47
D464,083	S	*	10/2002	Yoon	D19/51
D472,577	S	*	4/2003	Sakuno et al.	D19/51

D474,241	S	*	5/2003	Hasegawa	D19/51
D478,627	S	*	8/2003	Moon	D19/51
D480,756	S	*	10/2003	Hwang	D19/48
D495,002	S	*	8/2004	Sung	D19/51
D525,302	S	*	7/2006	Togawa	D19/51
D546,389	S	*	7/2007	Chiaruttini	D19/48
D550,771	S	*	9/2007	Qiu	D19/46
D551,710	S	*	9/2007	Tsuchida	D19/51
D552,174	S	*	10/2007	Tien	D19/48
D558,269	S	*	12/2007	Takanashi	D19/49
D562,389	S	*	2/2008	Ikeda	D19/48
D575,339	S	*	8/2008	Daida	D19/50
D586,854	S	*	2/2009	Tan	D19/49
D598,953	S	*	8/2009	Yu et al.	D19/47
D628,634	S	*	12/2010	Li	D19/47
D642,619	S	*	8/2011	Kermoal	D19/48
D650,441	S	*	12/2011	Ikeda	D19/47
D667,880	S	*	9/2012	Zhang	D19/47
D685,427	S	*	7/2013	Liu	D19/51

* cited by examiner

Primary Examiner — Elizabeth Albert

(74) *Attorney, Agent, or Firm* — Tianhua Gu; Global IP Services

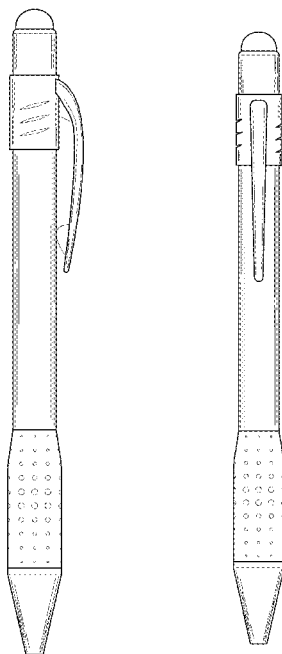
(57) **CLAIM**

The ornamental design for a ball pen, as shown and described.

DESCRIPTION

FIG. 1 is a front elevation view of a ball pen showing my new design;
FIG. 2 is a rear elevation view thereof;
FIG. 3 is a left elevation view thereof;
FIG. 4 is a right elevation view thereof;
FIG. 5 is a bottom plan view thereof;
FIG. 6 is a top plan view thereof; and,
FIG. 7 is an perspective view thereof.

1 Claim, 3 Drawing Sheets



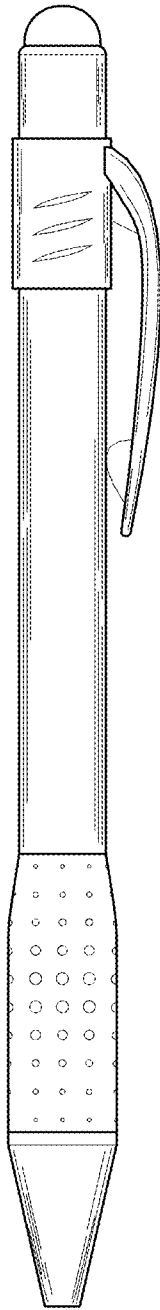


FIG. 1

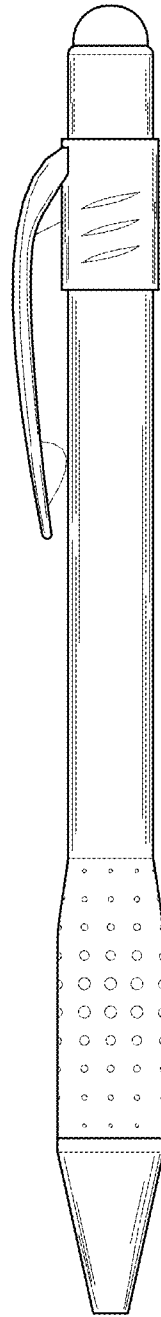


FIG. 2

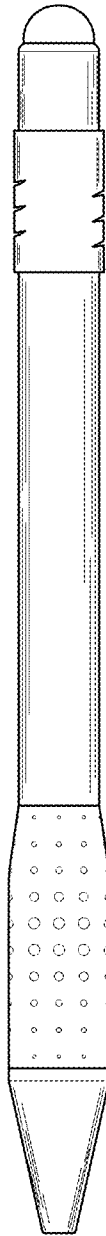


FIG. 3

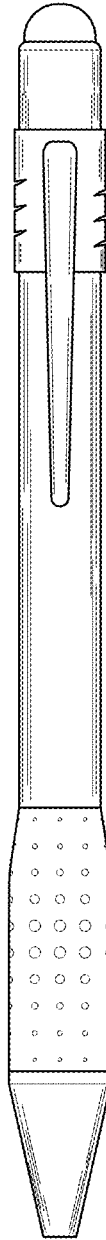


FIG. 4

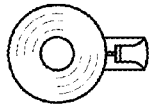


FIG. 6

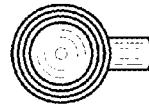


FIG. 5

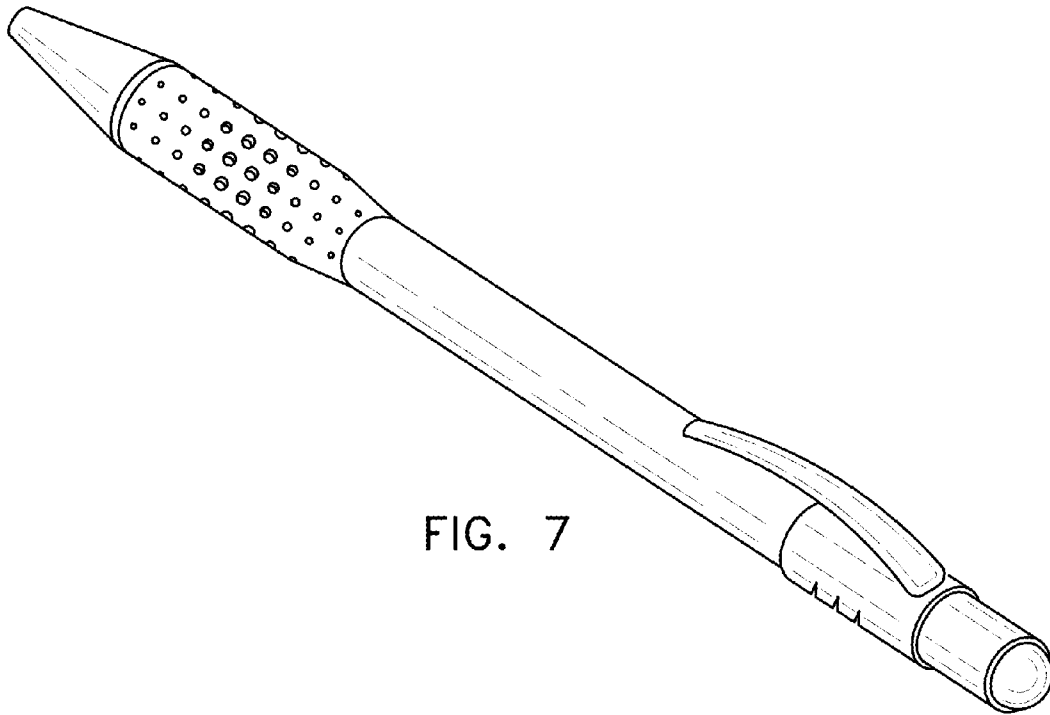


FIG. 7