



US00D595286S

(12) **United States Design Patent**  
**Mitchell et al.**

(10) **Patent No.:** **US D595,286 S**

(45) **Date of Patent:** **\*\* Jun. 30, 2009**

(54) **HANSET FRONT COVER**

(75) Inventors: **Edward Mitchell**, Thousand Oaks, CA (US); **Wen-Yo Lu**, Alhambra, CA (US)

(73) Assignee: **Nokia Corporation**, Espoo (FI)

(\*\*) Term: **14 Years**

(21) Appl. No.: **29/324,610**

(22) Filed: **Sep. 16, 2008**

(51) **LOC (9) Cl.** ..... **14-03**

(52) **U.S. Cl.** ..... **D14/248**; D14/341

(58) **Field of Classification Search** ..... D14/496,  
D14/401, 435, 474, 483, 217, 137, 138, 160,  
D14/168, 203.1–203.8, 341–347, 138 AD,  
D14/138 R, 138 C, 138 G, 454, 439, 455,  
D14/456, 192, 239, 247, 248, 315, 327, 331,  
D14/336, 338, 339, 374, 393, 394, 399, 400,  
D14/429, 432, 125, 126, 129, 130, 314; D21/324,  
D21/329, 330, 331, 333; D18/7; D10/32,  
D10/65; 455/556.1, 556.2, 11.1, 773, 344–347,  
455/93, 95; 379/433.01, 433.07, 433.1, 433.11,  
379/433.12, 433.13, 52; 345/169, 156, 173–179,  
345/905; 348/14.02, 790; 341/22; 361/680;  
273/148 B; 368/281; 715/727–729, 864;  
370/342–344; 369/1, 2, 6, 12; 463/43–47  
See application file for complete search history.

(56) **References Cited**

**U.S. PATENT DOCUMENTS**

- D448,009 S \* 9/2001 Lavelle et al. .... D14/125
- D451,505 S \* 12/2001 Iseki et al. .... D14/341
- D501,007 S \* 1/2005 Heng ..... D14/341

- D521,527 S \* 5/2006 Lee ..... D14/203.7
- D523,445 S \* 6/2006 Toh ..... D14/203.7
- D529,045 S \* 9/2006 Shin ..... D14/203.7
- D548,733 S \* 8/2007 Johansson ..... D14/341
- D558,747 S \* 1/2008 Salmi ..... D14/248
- D576,618 S 9/2008 Wong
- D580,430 S \* 11/2008 Wei ..... D14/341
- D580,921 S \* 11/2008 Harju et al. .... D14/247
- D581,387 S 11/2008 Harju et al.
- D588,089 S 3/2009 Bjorninen et al.
- D588,567 S 3/2009 Miles et al.
- D588,568 S 3/2009 Miles et al.

\* cited by examiner

*Primary Examiner*—Cathron C Brooks

*Assistant Examiner*—Barbara Fox

(74) *Attorney, Agent, or Firm*—Banner & Witcoff, Ltd.

(57) **CLAIM**

The ornamental design for a handset front cover, as shown and described.

**DESCRIPTION**

FIG. 1 is a front perspective view of a handset front cover showing our new design;

FIG. 2 is a front view thereof;

FIG. 3 is a left side view thereof;

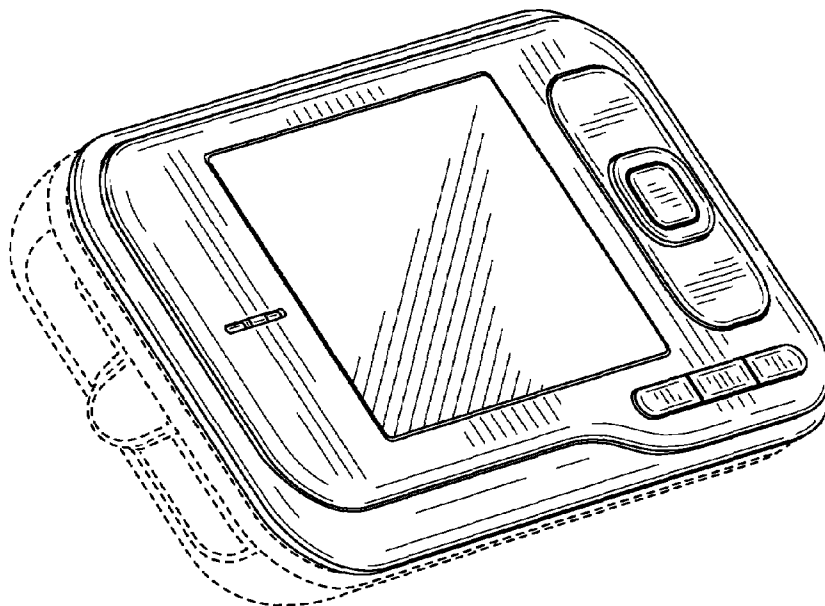
FIG. 4 is a right side view thereof;

FIG. 5 is a top view thereof; and,

FIG. 6 is a bottom view thereof.

The broken line showing the environmental structure of the handset front cover in FIGS. 1–6 is for illustrative purposes only and forms no part of the claimed design.

**1 Claim, 3 Drawing Sheets**



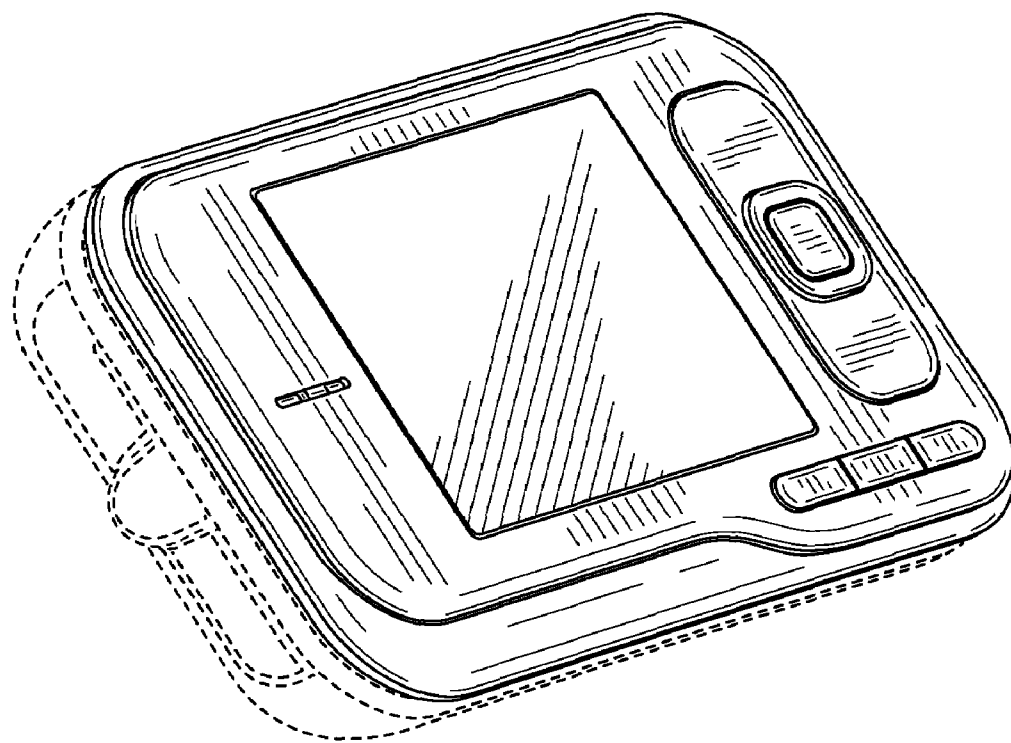


FIG. 1

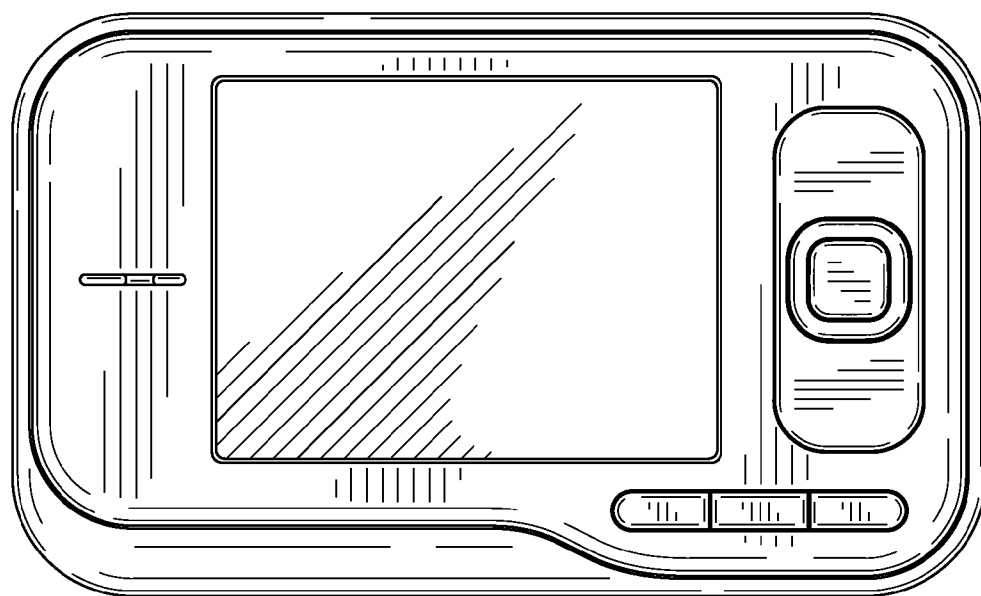


FIG. 2

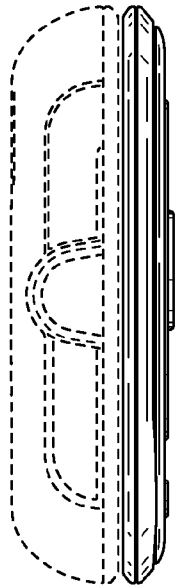


FIG. 3

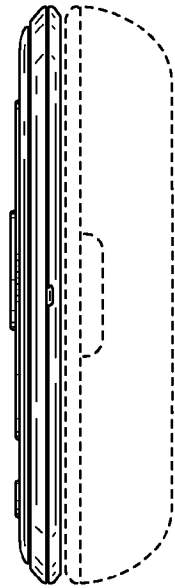


FIG. 4

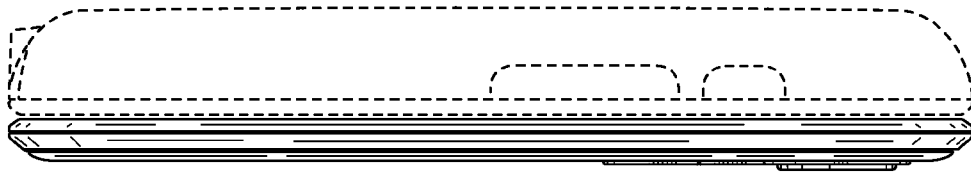


FIG. 5

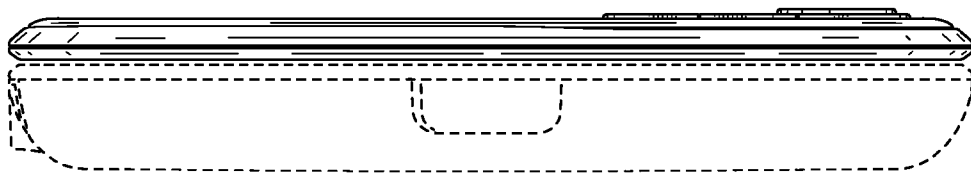


FIG. 6