



US00D620595S

(12) **United States Design Patent**
Pinel et al.

(10) **Patent No.:** **US D620,595 S**

(45) **Date of Patent:** **** Jul. 27, 2010**

(54) **DENTAL TIP**

(75) Inventors: **Alain Pinel**, Martignas sur Jalle (FR);
Jean-Michel Richer, Bruges (FR)

(73) Assignee: **Societe pour la Conception des Applications des Techniques Electroniques- SATELEC**, Merignac (FR)

(**) Term: **14 Years**

(21) Appl. No.: **29/324,192**

(22) Filed: **Sep. 8, 2008**

(30) **Foreign Application Priority Data**

Mar. 6, 2008 (FR) 08 1181

(51) **LOC (9) Cl.** **24-03**

(52) **U.S. Cl.** **D24/156; D24/144; D24/146**

(58) **Field of Classification Search** D24/152,
D24/156, 133, 146, 153-154, 176; 81/418,
81/421; 433/80, 102, 159, 119, 165-166,
433/141, 125, 224, 118, 144

See application file for complete search history.

(56) **References Cited**

U.S. PATENT DOCUMENTS

2,154,751 A * 4/1939 Hoskins 433/144
D261,932 S * 11/1981 Bussiere D24/152

D324,267 S * 2/1992 Smitt D24/112
5,704,787 A * 1/1998 Hickok et al. 433/166
5,899,693 A * 5/1999 Himeno et al. 433/119
D450,847 S * 11/2001 Feine et al. D24/156
D489,134 S * 4/2004 Nakanishi D24/152
D558,347 S * 12/2007 Darnold et al. D24/152
2005/0037316 A1 * 2/2005 Sholder 433/119
2006/0200055 A1 * 9/2006 Pond 601/163
2007/0190485 A1 * 8/2007 Hayman et al. 433/118
2007/0254262 A1 * 11/2007 Doussin et al. 433/119
2008/0057469 A1 * 3/2008 Hayman et al. 433/118

* cited by examiner

Primary Examiner—Ian Simmons

Assistant Examiner—Wan Laymon

(74) *Attorney, Agent, or Firm*—Young & Thompson

(57) **CLAIM**

The ornamental design for a dental tip, as shown.

DESCRIPTION

FIG. 1 is a side elevational view of a dental tip showing our new design;

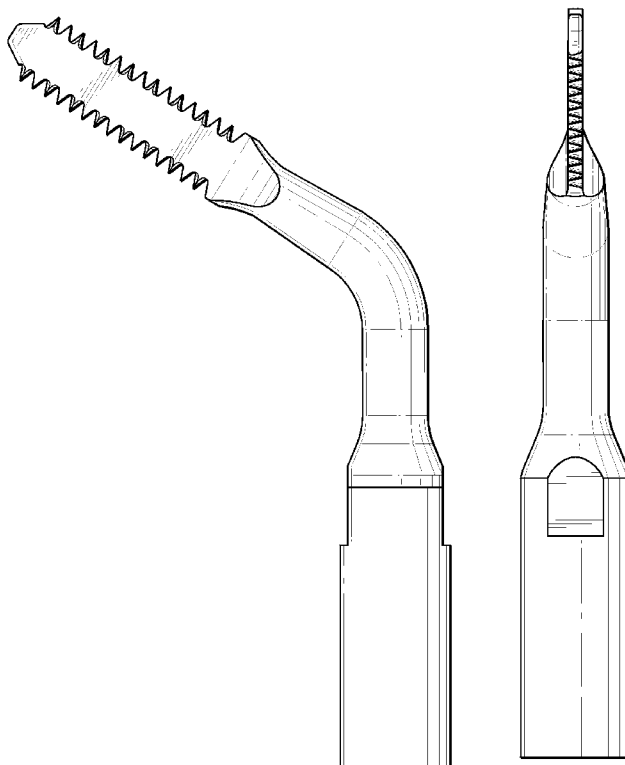
FIG. 2 is an opposite side elevational view shown in FIG. 1 thereof;

FIG. 3 is a left side elevational view of FIG. 1 thereof;

FIG. 4 is a right side elevational view of FIG. 1 thereof; and,

FIG. 5 is a top plan view thereof.

1 Claim, 5 Drawing Sheets



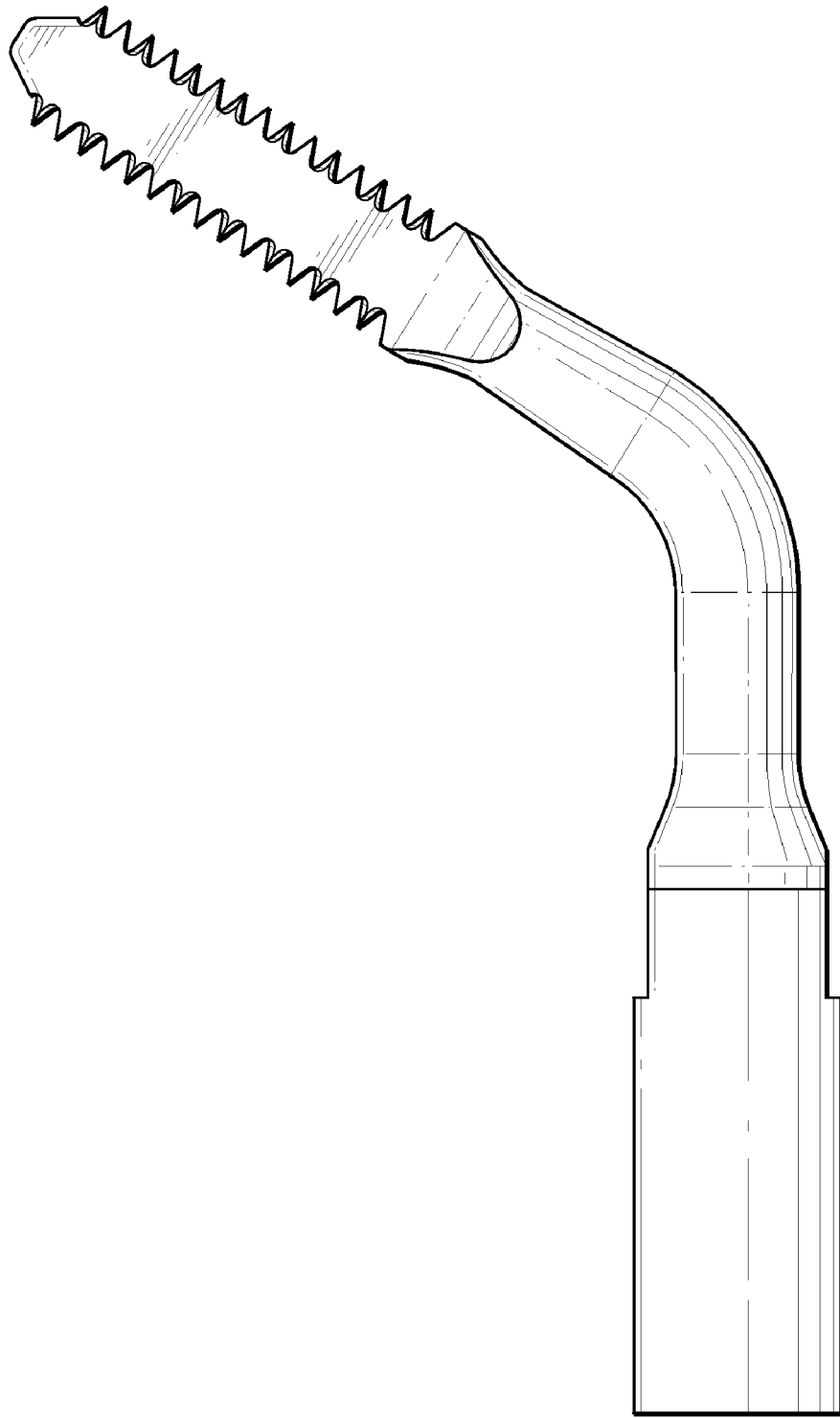


FIG. 1

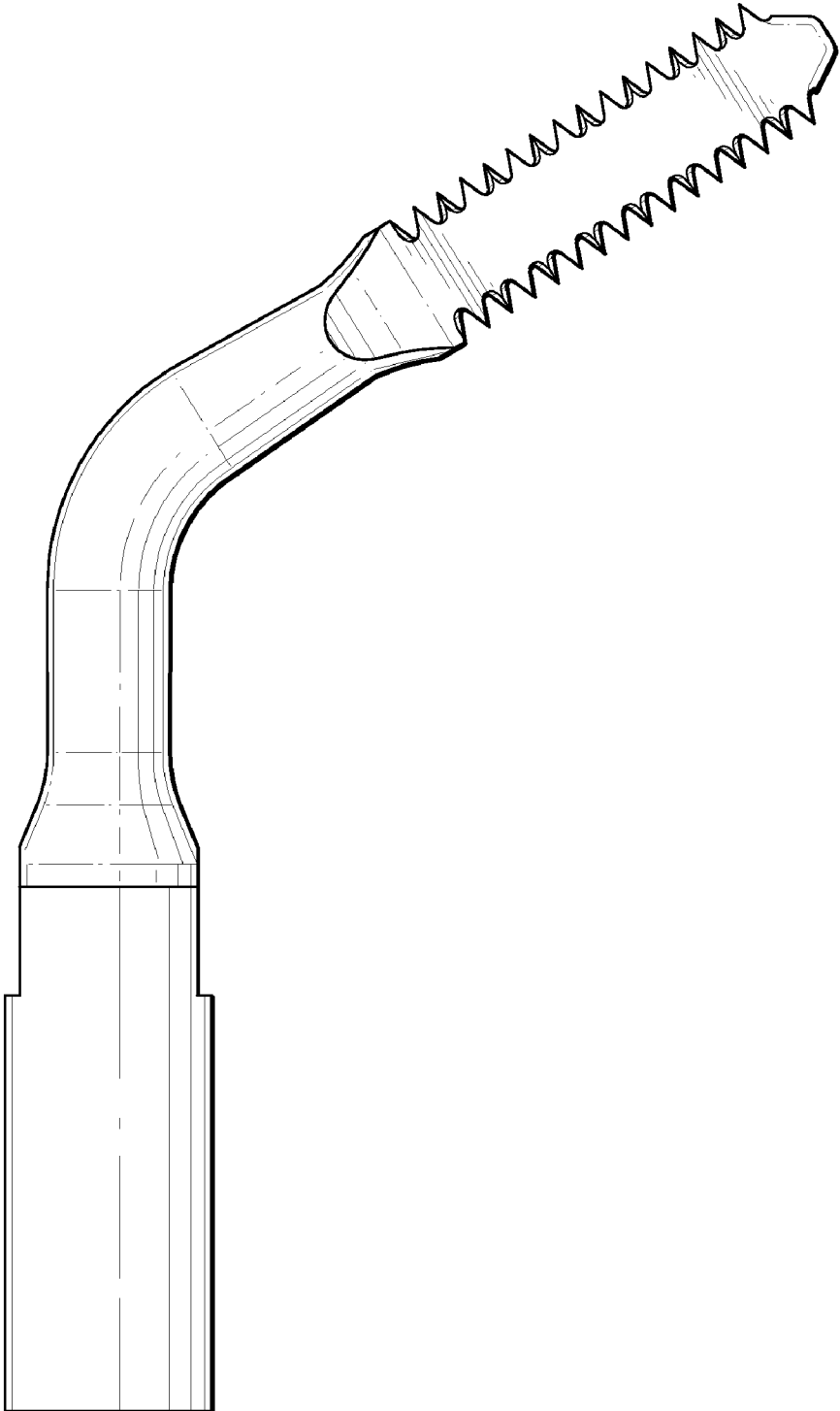


FIG. 2

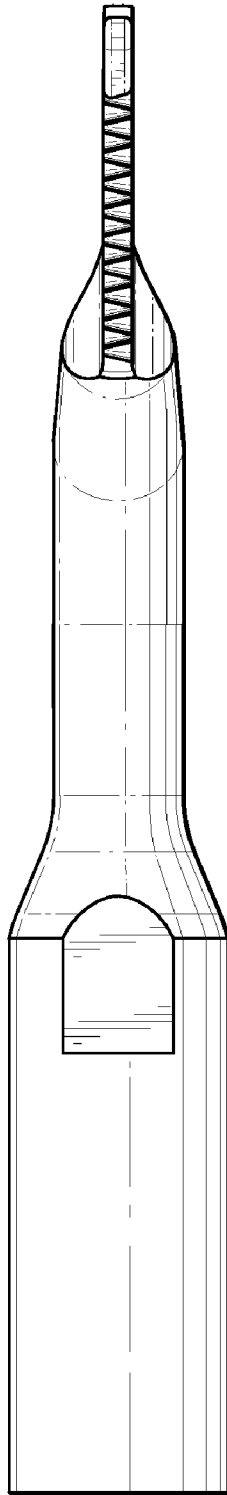


FIG. 3

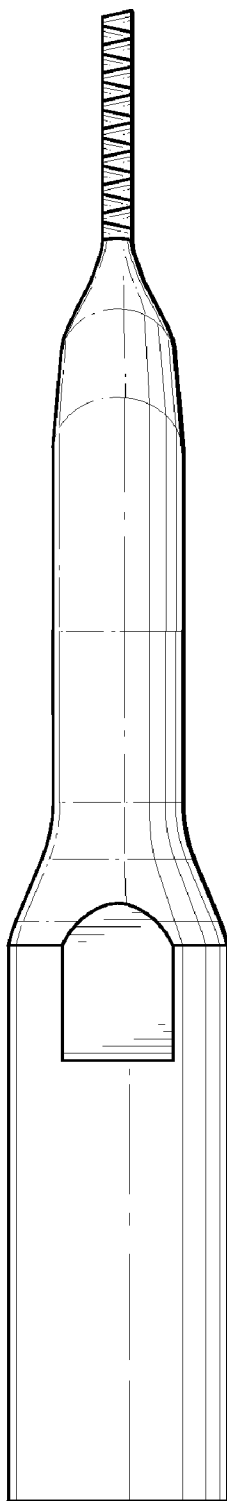


FIG. 4

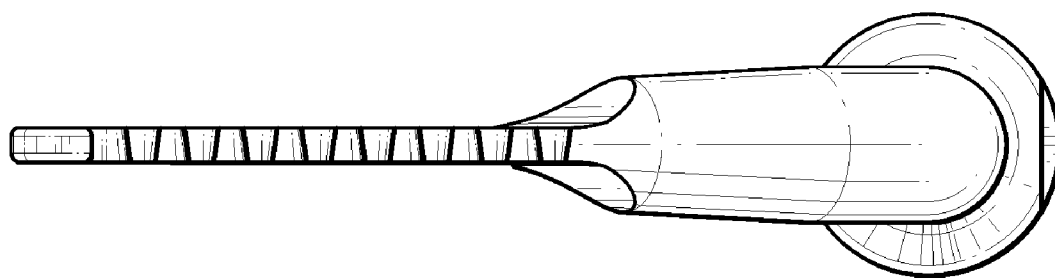


FIG. 5