



US00D766522S

(12) **United States Design Patent**  
**Reiger**

(10) **Patent No.:** **US D766,522 S**

(45) **Date of Patent:** **\*\* Sep. 13, 2016**

(54) **CAT LOFT**  
(71) Applicant: **Amanda R. Reiger**, Horicon, WI (US)  
(72) Inventor: **Amanda R. Reiger**, Horicon, WI (US)  
(\*\*) Term: **14 Years**  
(21) Appl. No.: **29/516,944**

(22) Filed: **Feb. 7, 2015**  
(51) **LOC (10) Cl.** ..... **30-06**  
(52) **U.S. Cl.**  
USPC ..... **D30/118**  
(58) **Field of Classification Search**  
USPC ..... D30/118; D6/333, 349, 382-384, 388,  
D6/390, 392-394, 553, 555, 567, 574,  
D6/595-596, 598, 601, 604; 119/28.5  
CPC ..... A01K 1/0263; A01K 1/0272; A01K  
1/0353; A01K 15/04; A01K 29/00; A01K  
1/03; A01K 1/035; A01K 15/02  
See application file for complete search history.

(56) **References Cited**  
U.S. PATENT DOCUMENTS  
5,474,026 A \* 12/1995 Wohltjen ..... A01K 15/024  
119/28.5  
5,809,933 A \* 9/1998 Conwell, III ..... A01K 15/02  
119/28.5

7,614,363 B2 \* 11/2009 Di Angelo ..... A01K 1/033  
119/28.5  
7,934,470 B1 5/2011 Barker  
8,707,906 B1 \* 4/2014 Trojanowski ..... A01K 15/02  
119/28.5  
8,826,862 B2 \* 9/2014 Lee ..... A47F 5/0838  
119/28.5  
D738,580 S \* 9/2015 Elliott ..... D30/118

\* cited by examiner

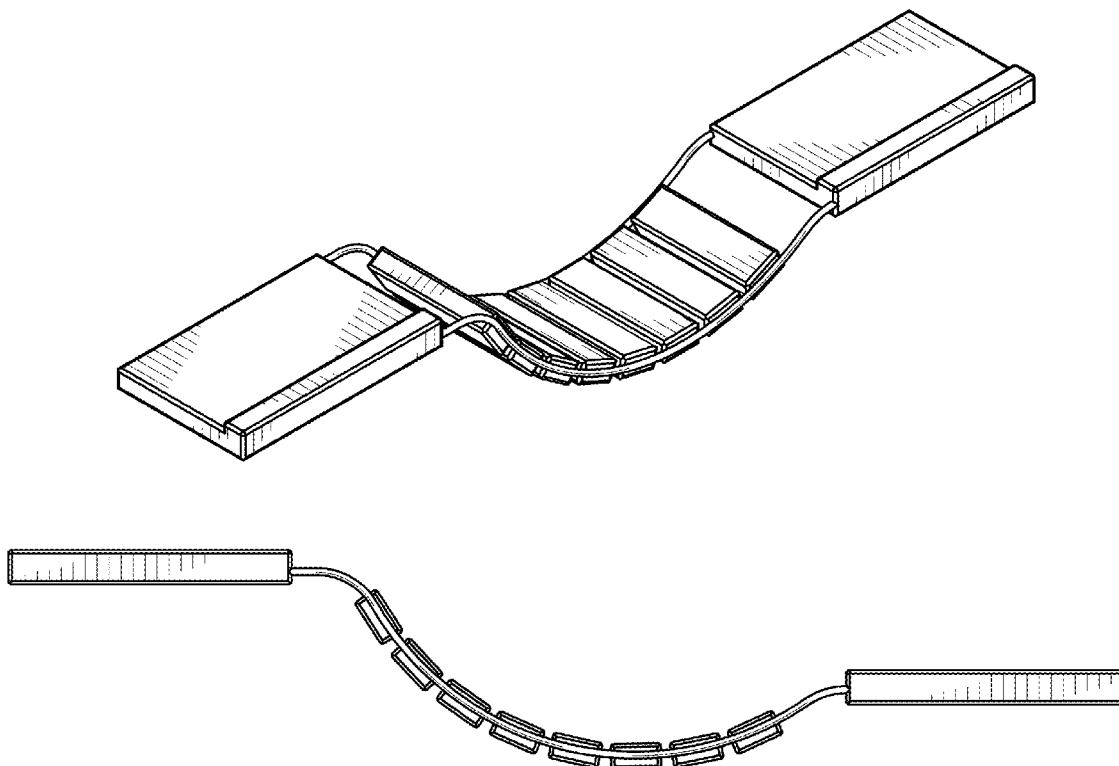
*Primary Examiner* — Cathy Anne MacCormac  
(74) *Attorney, Agent, or Firm* — Donald J. Ersler

(57) **CLAIM**  
The ornamental design for a cat loft, as shown and described.

**DESCRIPTION**

FIG. 1 is a top perspective view of a cat loft incorporating my new design;  
FIG. 2 is a bottom perspective view thereof;  
FIG. 3 is a top plan view thereof;  
FIG. 4 is a bottom plan view thereof;  
FIG. 5 is a left side view thereof;  
FIG. 6 is a right side view thereof;  
FIG. 7 is a front elevation view thereof; and,  
FIG. 8 is a rear elevation view thereof.

**1 Claim, 3 Drawing Sheets**



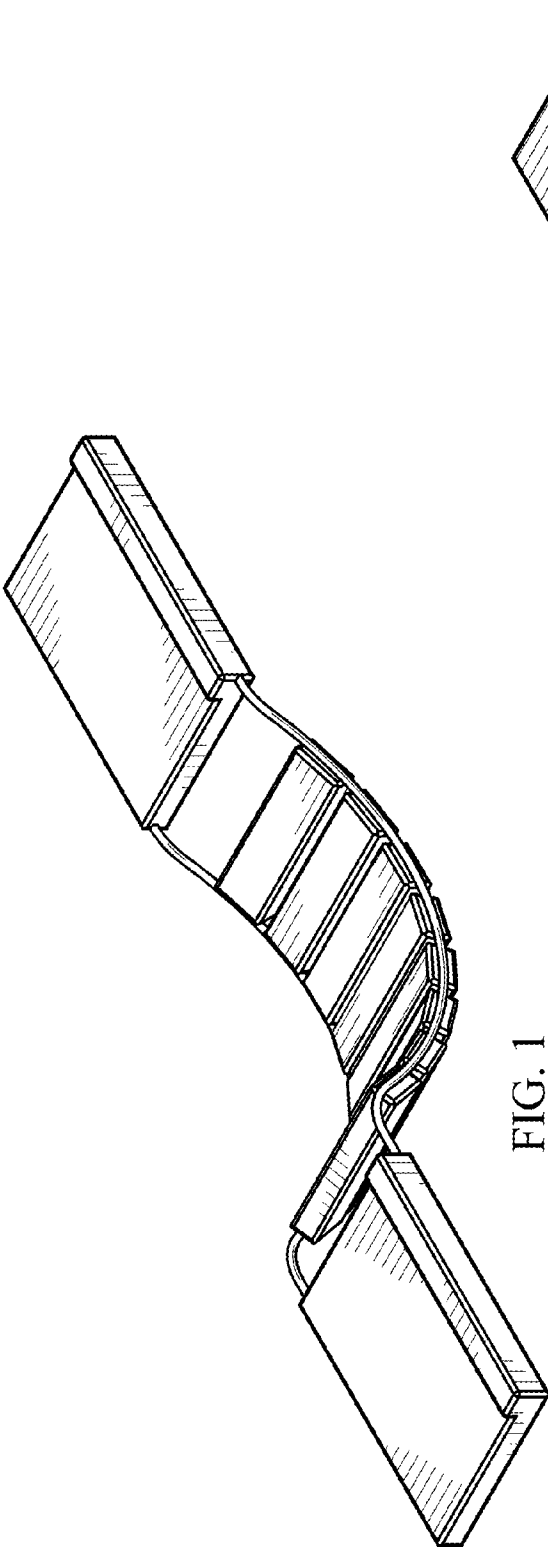


FIG. 1

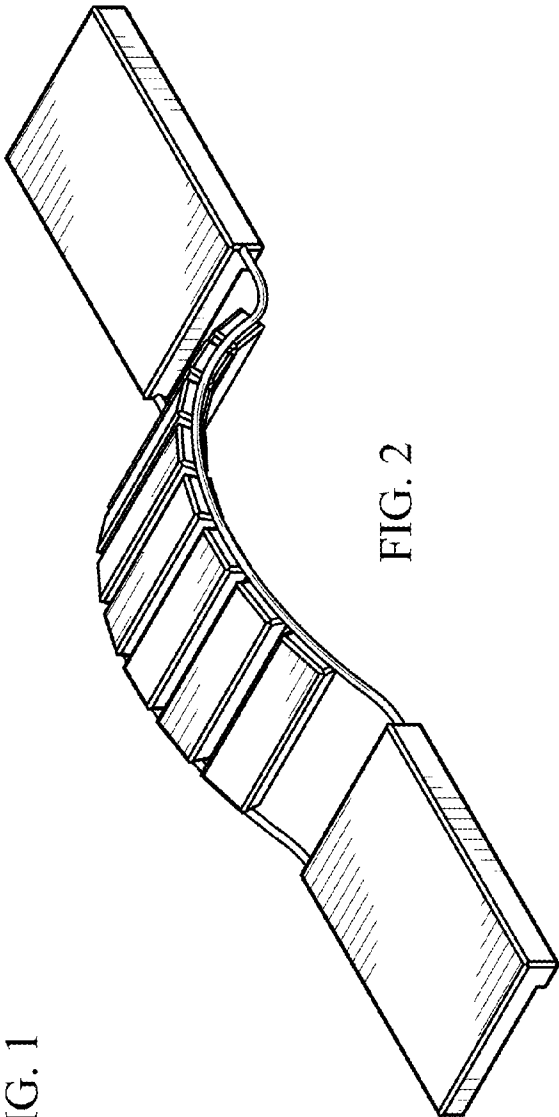


FIG. 2

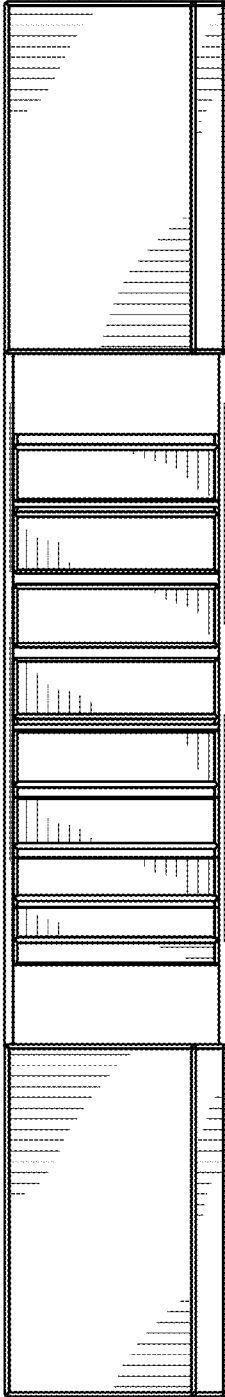


FIG. 3

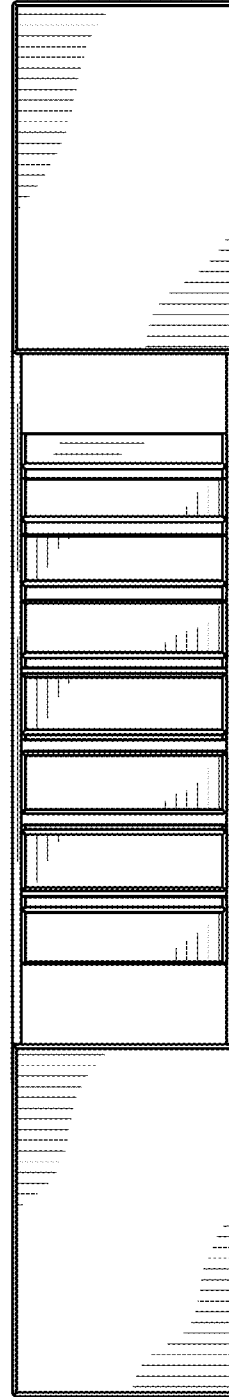


FIG. 4

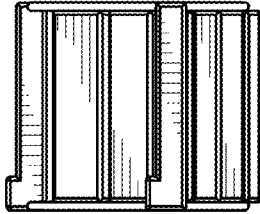


FIG. 5

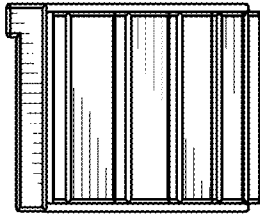


FIG. 6

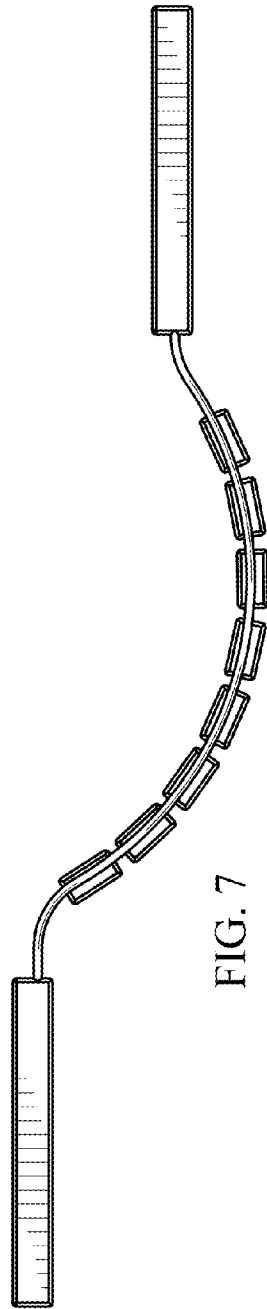


FIG. 7

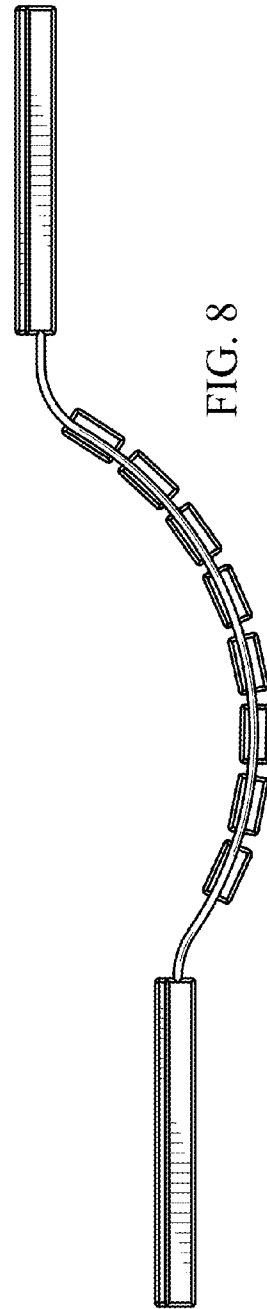


FIG. 8