



US00D767895S

(12) **United States Design Patent** (10) **Patent No.:** **US D767,895 S**
Stebila et al. (45) **Date of Patent:** **** Oct. 4, 2016**

(54) **ELECTRIC TOOTHBRUSH**
(71) Applicant: **Ranir, LLC**, Grand Rapids, MI (US)
(72) Inventors: **Jonathan M. Stebila**, Grand Rapids, MI (US); **Kevin J Kollar**, Ada, MI (US)
(73) Assignee: **Ranir, LLC**, Grand Rapids, MI (US)
(**) Term: **14 Years**

D534,726 S 1/2007 Vu
D534,727 S 1/2007 Vu
D534,728 S 1/2007 Vu
D547,951 S 8/2007 Ullmann et al.
D586,125 S 2/2009 Winkler et al.
D625,104 S 10/2010 Winkler
D632,483 S * 2/2011 Crossman D4/101
D658,382 S 5/2012 Heil et al.
D658,883 S 5/2012 Winkler et al.

(21) Appl. No.: **29/452,884**
(22) Filed: **Apr. 23, 2013**
(51) **LOC (10) Cl.** **04-02**
(52) **U.S. Cl.**
USPC **D4/101**
(58) **Field of Classification Search**
USPC D4/101, 104-112, 138; 15/167.1, 15/167.2, 176.1, 176.6
CPC A46B 9/04; A46B 13/00; A46B 13/02; A46B 13/023; A46B 15/0002; A46B 15/0004; A46B 15/0006; A46B 15/0008; A36B 2200/1066; A36B 2200/1073; A36B 2200/108; A36B 2200/1086; A61C 17/16; A61C 17/22; A61C 17/222; A61C 17/225; A61C 17/227
See application file for complete search history.

FOREIGN PATENT DOCUMENTS

CN 302271307 S * 1/2013

* cited by examiner

Primary Examiner — Susan E Krakower
Assistant Examiner — Lisa A Grabenstetter
(74) *Attorney, Agent, or Firm* — Warner Norcross & Judd LLP

(57) **CLAIM**
The ornamental design for an electric toothbrush, as shown and described.

DESCRIPTION

FIG. 1 is a perspective view of an electric toothbrush showing our new design;
FIG. 2 is a right side view of the electric toothbrush, the left side view being a mirror image thereof;
FIG. 3 is a front view thereof;
FIG. 4 is a rear view thereof;
FIG. 5 is an enlarged top plan view thereof; and,
FIG. 6 is an enlarged bottom plan view thereof.
The broken lines, showing a brush head and the underside of a brush base, illustrate portions of the electric toothbrush that form no part of the claimed design.

(56) **References Cited**
U.S. PATENT DOCUMENTS
D436,254 S 1/2001 Kling et al.
D500,208 S 12/2004 Vu
D508,776 S 8/2005 Kling et al.
D527,185 S 8/2006 Vu
D533,720 S * 12/2006 Vu D4/101

1 Claim, 3 Drawing Sheets



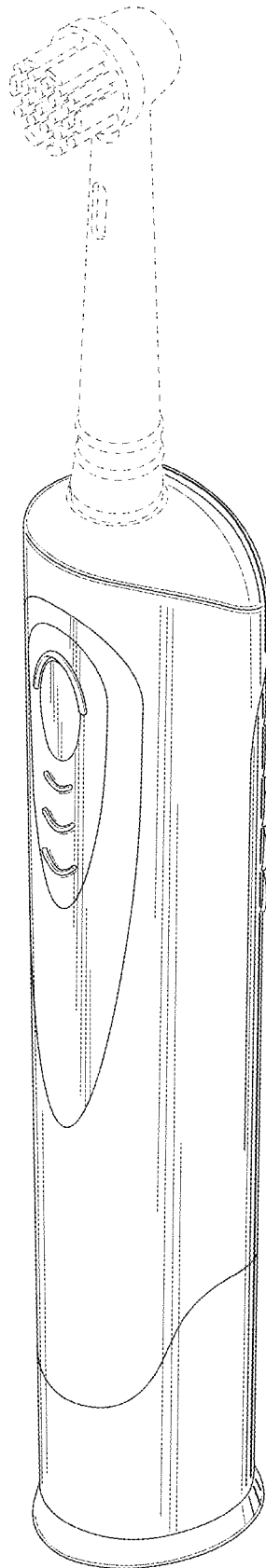


Fig. 1

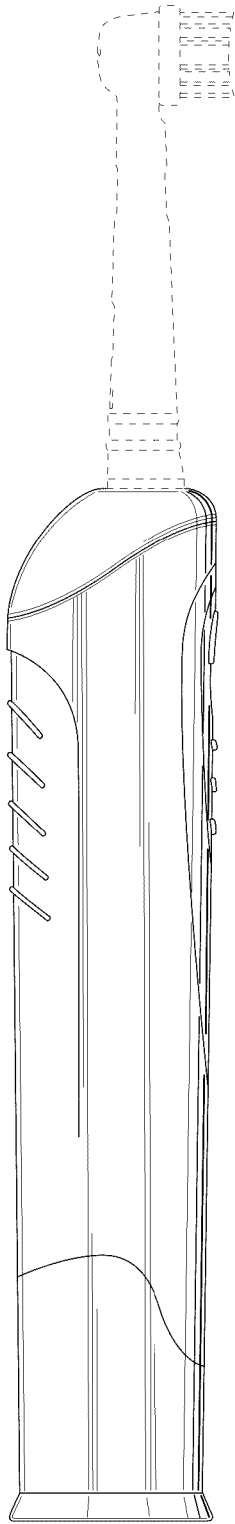


Fig. 2

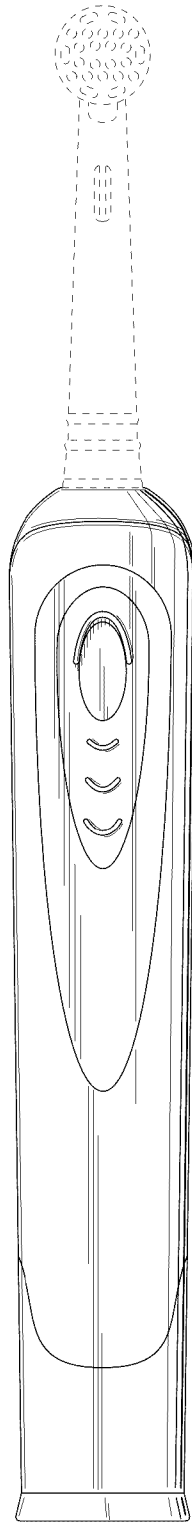


Fig. 3

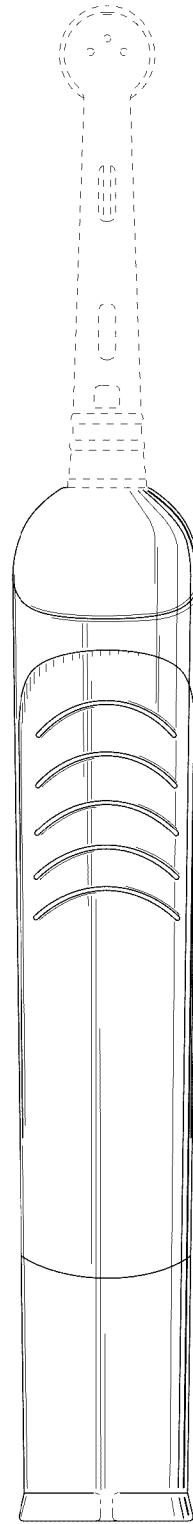


Fig. 4

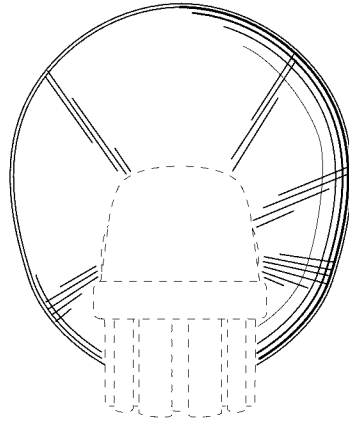


Fig. 5

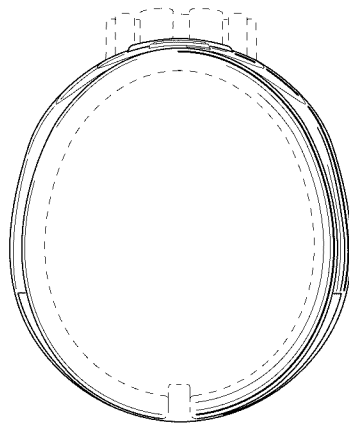


Fig. 6