



US00D604193S

(12) **United States Design Patent**
Kohl

(10) **Patent No.:** **US D604,193 S**

(45) **Date of Patent:** **** Nov. 17, 2009**

(54) **RING**

(75) Inventor: **Thomas D. Kohl**, 13895 Braun Rd., Golden, CO (US) 80401

(73) Assignee: **Thomas D. Kohl**, Golden, CO (US)

(**) Term: **14 Years**

(21) Appl. No.: **29/329,858**

(22) Filed: **Dec. 22, 2008**

Related U.S. Application Data

(63) Continuation of application No. 11/567,711, filed on Dec. 6, 2006, now abandoned.

(51) **LOC (9) Cl.** **11-02**

(52) **U.S. Cl.** **D11/26**

(58) **Field of Classification Search** D11/26-39,
D11/86-92; 63/15, 15.1-15.4, 15.45, 15.5,
63/15.6, 15.65, 15.7, 26-27

See application file for complete search history.

(56) **References Cited**

U.S. PATENT DOCUMENTS

D15,489 S 10/1884 Heer
(Continued)

OTHER PUBLICATIONS

The Findings Book, 2005, pp. 108, 109, 111 and 112, vol. 47, Stuller, Inc. U.S.

(Continued)

Primary Examiner—Cathron C Brooks

Assistant Examiner—Melanie Levy

(74) *Attorney, Agent, or Firm*—Dorsey & Whitney LLP

(57) **CLAIM**

The ornamental design for a ring, as shown and described.

DESCRIPTION

FIG. 1 is a front perspective view of a ring of the present invention, with the broken lines immediately adjacent to the claim representing its boundaries and all other broken lines representing unclaimed subject matter which form no part of the claimed design;

FIG. 2 is a front elevation view of the ring of FIG. 1, with the broken lines immediately adjacent to the claim representing its boundaries and all other broken lines representing unclaimed subject matter which form no part of the claimed design;

FIG. 3 is a top view of the ring of FIG. 1, with the broken lines representing the boundary of the design and forming no part thereof;

FIG. 4 is a right elevation view of the ring of FIG. 1, with the broken lines representing the boundary of the design and forming no part thereof, and, the left elevation view of the ring of FIG. 1 is a mirror image of the right elevation view of the ring shown in FIG. 4;

FIG. 5 is a rear elevation view of the ring of FIG. 1, with the broken lines representing the boundary of the design and forming no part thereof;

FIG. 6 is a bottom view of the ring of FIG. 1;

FIG. 7 is a front perspective view of another version of a ring of the present invention, with the broken lines immediately adjacent to the claim representing its boundaries and all other broken lines representing unclaimed subject matter which form no part of the claimed design;

FIG. 8 is a front elevation view of the ring of FIG. 7, with the broken lines immediately adjacent to the claim representing its boundaries and all other broken lines representing unclaimed subject matter which form no part of the claimed design;

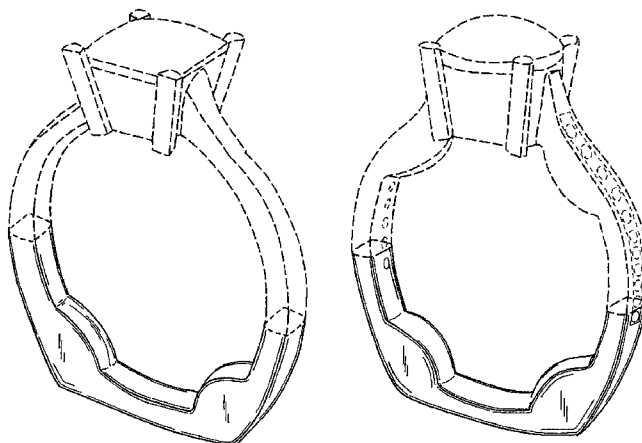
FIG. 9 is a top view of the ring of FIG. 7, with the broken lines representing the boundary of the design and forming no part thereof;

FIG. 10 is a rear elevation view of the ring of FIG. 7, with the broken lines representing the boundary of the design and forming no part thereof;

FIG. 11 is a right elevation view of the ring of FIG. 7, with the broken lines representing the boundary of the design and forming no part thereof, and, the left elevation view of the ring of FIG. 7 is a mirror image of the right elevation view shown in FIG. 11; and,

FIG. 12 is a bottom view of the ring of FIG. 7.

1 Claim, 4 Drawing Sheets



U.S. PATENT DOCUMENTS

D172,012	S	*	4/1954	Erlanger	D11/86
3,360,959	A		1/1968	Schechter et al.		
3,745,788	A		7/1973	Sullivan		
4,043,145	A		8/1977	Chervin		
4,471,634	A		9/1984	Kaplan		
D364,830	S		12/1995	Roemer		
D377,916	S		2/1997	Roemer		
D423,393	S	*	4/2000	Morris	D11/26
D451,423	S		12/2001	Ambar		
6,672,105	B1		1/2004	Sills		
D522,902	S		6/2006	Kaplan		
D560,135	S	*	1/2008	Kohl	D11/26
D567,130	S	*	4/2008	Keating	D11/35
2006/0162380	A1		7/2006	Czajka et al.		

OTHER PUBLICATIONS

The Findings Book, 2003, p. 734, vol. 36, Stuller, Inc. U.S.
 Revere, Alan, "Installing Sizing Beads" [excerpts from *Ring Repair*],
www.ganoksin.com/borisat/nenam/installing-ring-sizing-beads.htm,
 4 pages, 1998.
 Revere, Alan, "Installing an Adjustable Shank" [excerpts from *Ring Repair*],
www.ganoksin.com/borisat/nenam/adjustable-shank.htm,
 5 pages, 1998.

Burnell, Jerry, "My ring doesn't fit," www.theqandatimes.com/art-man/publish/article_1008.shtm, 6 pages, Jan. 1, 2004.

Author unknown, superfit®, www.superfitonline.com, 2 pages, at least as early as Nov. 2, 2005.

Author unknown, Finger Mate® Can Make Your Rings Fit, www.fingermate.com, 2 pages, at least as early as Nov. 2, 2005.

Author unknown, The Lockshank® Company, About the Lockshank®, www.lockshank.com/aboutus.htm, 2 pages, at least as early as Nov. 2, 2005.

Author unknown, The Lockshank® Company, Welcome page, www.lockshank.com, 1 page, at least as early as Nov. 2, 2005.

Author unknown, What is Finger Fit?, www.fingerfit.com/whatis.html, 2 pages, at least as early as Nov. 2, 2005.

Author unknown, superfit®, www.superfit.net/bio.html, 1 page, at least as early as Nov. 2, 2005.

Non-Final Office Action, U.S. Appl. No. 11/567,711, 9 pages, Sep. 11, 2007.

Amendment and Response to Office Action, U.S. Appl. No. 11/567,711, 10 pages, Mar. 11, 2008.

Final Office Action, U.S. Appl. No. 11/567,711, 11 pages, Apr. 30, 2008.

* cited by examiner

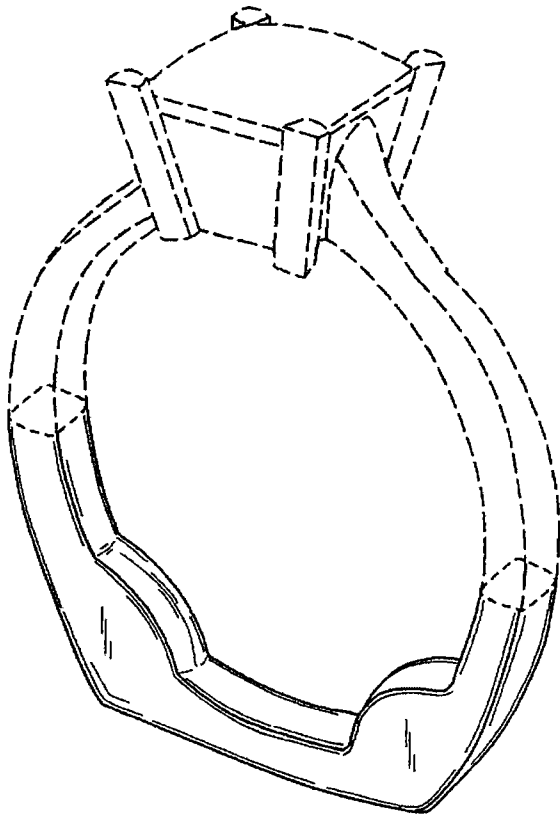


Fig. 1

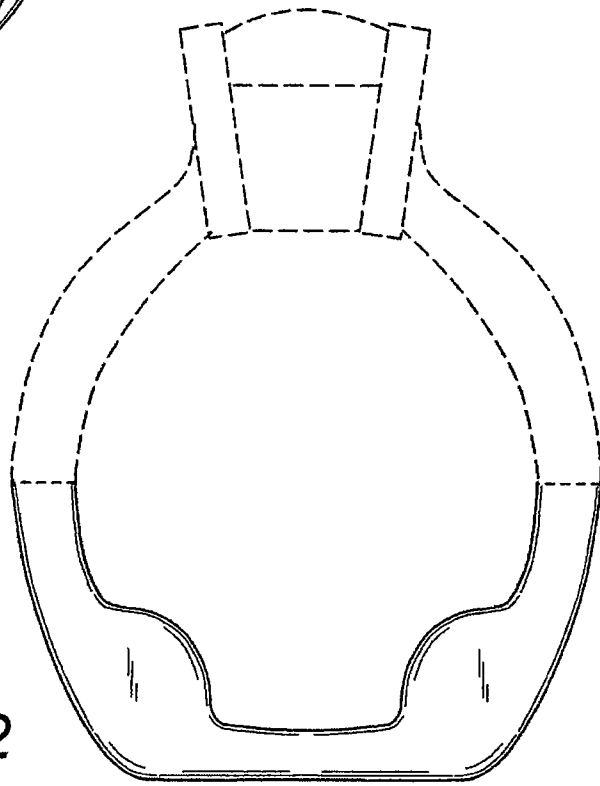


Fig. 2



Fig. 6




Fig. 4

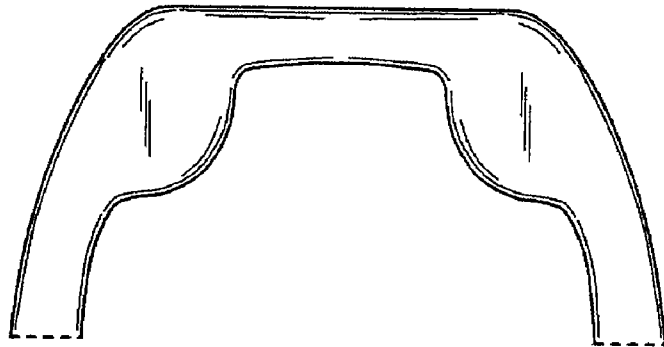


Fig. 5



Fig. 3

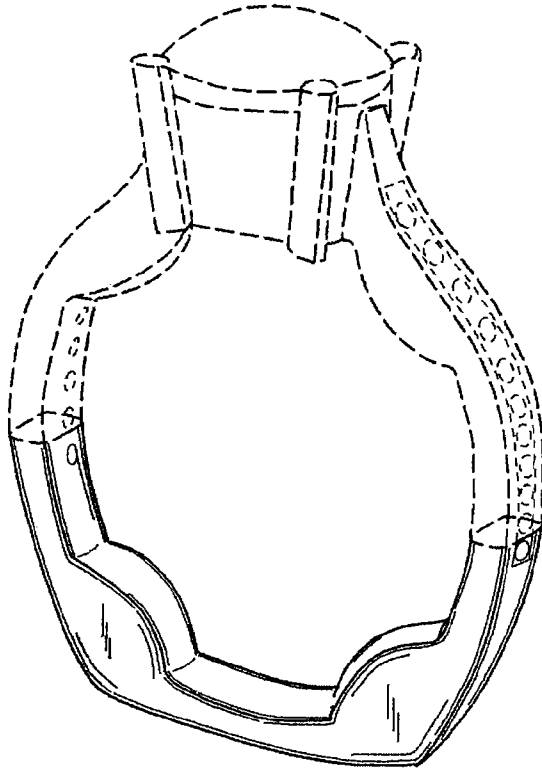


Fig. 7

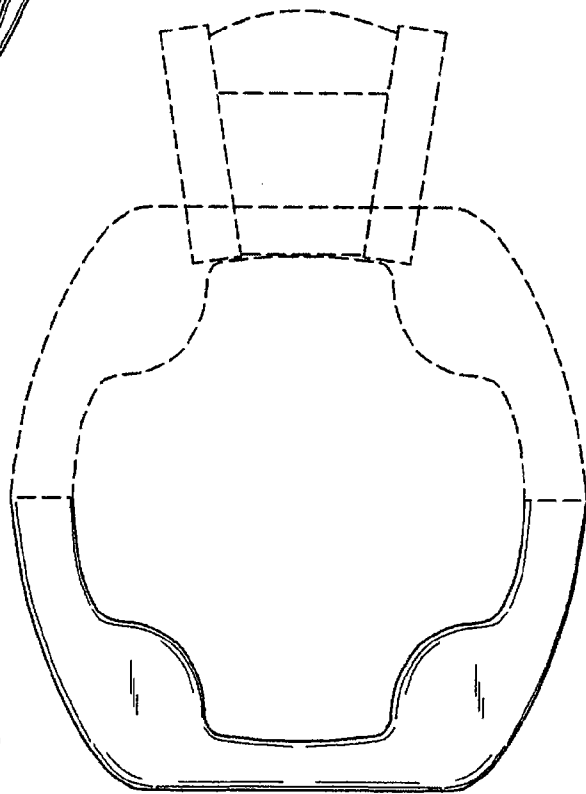


Fig. 8




Fig. 12



Fig. 11

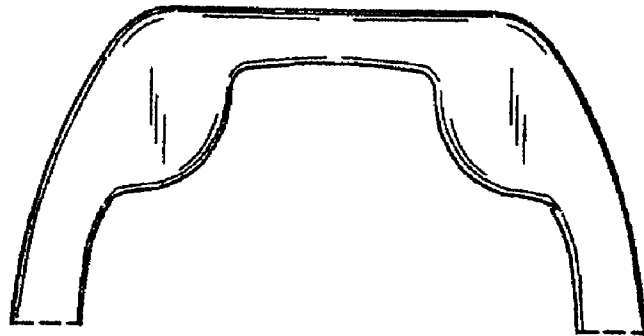


Fig. 10




Fig. 9