

Kieffer & Seeds.

Earth Closet.

N^o 106,593.

Patented Aug. 23, 1870.

Fig. 1.

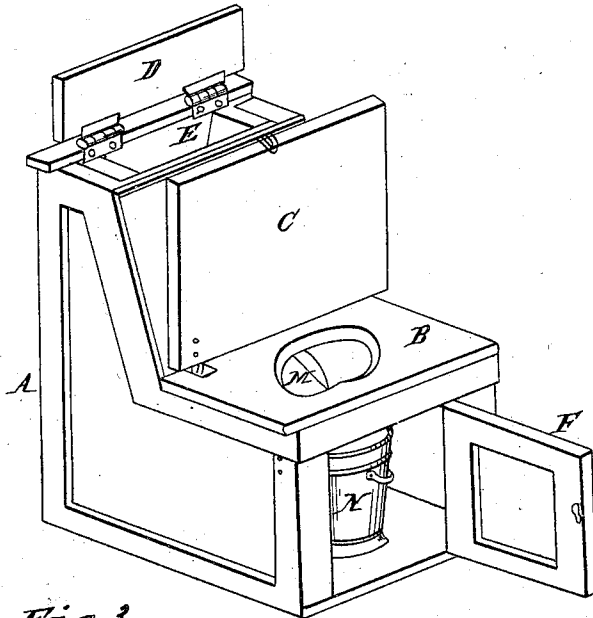
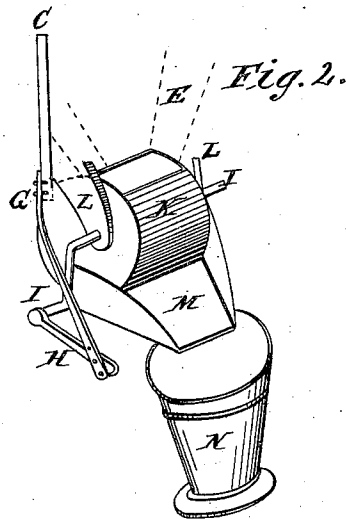
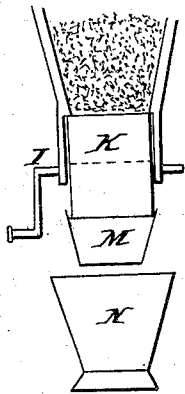


Fig. 3.



Witnesses:

Alexander Valentine
James Fletcher

Inventor:

C. Kieffer
Jos. R. L. Seeds

UNITED STATES PATENT OFFICE.

CHRISTIAN KIEFFER AND JOSEPH R. D. SEEDS, OF WILMINGTON, DELAWARE.

IMPROVEMENT IN EARTH-CLOSETS.

Specification forming part of Letters Patent No. **106,593**, dated August 23, 1870.

We, CHRISTIAN KIEFFER and JOSEPH R. D. SEEDS, of Wilmington, in the State of Delaware, have invented certain Improvements in the Construction of Earth-Closets, of which the following is a specification:

The nature of our invention consists in the combination and arrangement of the hopper and closet, and action of the seat and tilting-cylinder.

The accompanying drawing clearly illustrates the same, in which Figure 1 is a perspective view of combined closet and hopper, with the several doors or lids open. Fig. 2 is a perspective view of the appliances inside of the closet; Fig. 3, a vertical section of the hopper in part, the cylindrical tilting-vessel, crank-shaft chute or spout, and receiving-vessel.

A brief explanation, and reference to the letters marked thereon, will enable any one skilled in the art to make our invention. The operation of the same is readily understood.

The closet A, composed of the elevated back for the hopper E, which holds the earth, the projecting seat B, through the opening in which can be seen the spout M, that carries the clay and discharges it into the vessel N (seen under the seat) within the closet, the door F of which is shown open. The lid or cover C for the seat, hinged to the back, is shown raised, as is also the lid D that covers the hopper. To the hinged lid C of the seat there is a rod or its equivalent attached, which has its other end pierced with several holes, for adjusting it with a like perforated connecting-rod, H, which latter connects with a crank-handle, I, on the shaft that sustains a hollow cylinder, K, in side bearings L, connected with the outside of the hopper. This cylinder K has a pocket made in it, the mouth of which is adapted to the lower opening of the hopper, to receive the earth contained in the hopper, by which the pocket or cavity is filled.

When the seat-lid C is raised up, by means of the several connections G H, this cylinder is turned with its open mouth under the hopper to receive the earth when the lid is raised, and in shutting down the same it tilts or turns the open mouth down and empties the contents upon the trough or chute M, inclined and directed so as to convey it into the receiving-vessel N, the remaining closed portions or circumference of said cylinder fitting close, so as to shut the mouth of the hopper effectually.

It will be seen that, by keeping the hopper supplied with the earth required, or covering material, it operates automatically, as, after the closet or seat has been occupied, it is only necessary to close down the lid, which will discharge the earth, or the like, received when the lid was raised.

These closets can be made perfectly air-tight and ornamental, so as to pass for an article of household furniture; and as the advantages of earth-closets are many and well understood, nothing more need be said.

We are not aware that any article, substantially combined and operated in the manner specified, was ever known or used.

What we claim as our invention, and desire to secure by Letters Patent, is—

In combination with the lid C of the seat B, the connecting-rods G H, crank-handle I, revolving cylinder K, chute M, all arranged and operated (by the action of the hinged seat-cover e) substantially in the manner and for the purpose set forth.

JOS. R. D. SEEDS.
C. KIEFFER.

Witnesses:

ALEXANDER VALENTINE,
JAMES FLETCHER.