



US00D511069S

(12) **United States Design Patent**  
**Johns**

(10) **Patent No.:** **US D511,069 S**

(45) **Date of Patent:** **\*\* Nov. 1, 2005**

(54) **COFFEE FILTER SUPPORT**

(76) **Inventor:** **Walden R. Johns, RR 3, Box 242,**  
**Oakland City, IN (US) 47660**

(\*\*) **Term:** **14 Years**

(21) **Appl. No.:** **29/193,185**

(22) **Filed:** **Nov. 6, 2003**

(51) **LOC (8) Cl.** ..... **07-99**

(52) **U.S. Cl.** ..... **D7/400**

(58) **Field of Search** ..... D7/400, 213, 399,  
D7/309, 310, 300, 667; 210/470, 474, 477,  
479, 482, 232, 164, 464; 99/307, 305, 312,  
295, 306; D23/209; 52/12

(56) **References Cited**

**U.S. PATENT DOCUMENTS**

3,388,804	A	*	6/1968	Hester	.....	210/470
3,718,084	A	*	2/1973	Bufkin et al.	.....	99/312
D253,082	S	*	10/1979	Moncrief	.....	D7/667
4,419,232	A	*	12/1983	Arntyr et al.	.....	210/164
4,735,719	A	*	4/1988	Benedict	.....	210/474
4,765,896	A	*	8/1988	Hartley et al.	.....	210/474
4,865,737	A		9/1989	McMichael		
5,176,830	A		1/1993	Wiggins		
D333,755	S	*	3/1993	Oleksiuk	.....	D7/400
5,242,591	A	*	9/1993	Beechert et al.	.....	210/474
D341,059	S		11/1993	Watson		

D349,211	S	*	8/1994	Cerato	.....	D7/400
D349,833	S		8/1994	Enos		
5,507,948	A		4/1996	Wargo et al.		
5,799,713	A		9/1998	Moore		
6,481,340	B2	*	11/2002	Pope	.....	99/306

\* cited by examiner

*Primary Examiner*—M. N. Pandozzi

(74) *Attorney, Agent, or Firm*—Donald R. Schoonover

(57) **CLAIM**

I claim the ornamental design for a coffee filter support, as shown and described.

**DESCRIPTION**

FIG. 1 is a perspective view of a coffee filter support showing my new design;

FIG. 2 is an unrolled top plan view thereof, the bottom plan view being identical thereto;

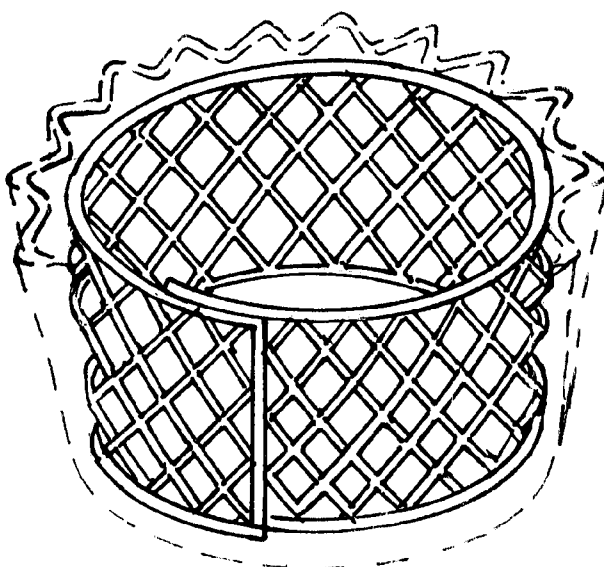
FIG. 3 is a side elevational view thereof, the opposite side being a mirror image thereof;

FIG. 4 is an end elevational view thereof, the elevational view of the opposing end being identical thereto; and,

FIG. 5 is a reduced perspective view showing the coffee filter support in use.

The broken lines in FIG. 5 are for illustrative purposes only and forms no part of the claimed design.

**1 Claim, 2 Drawing Sheets**



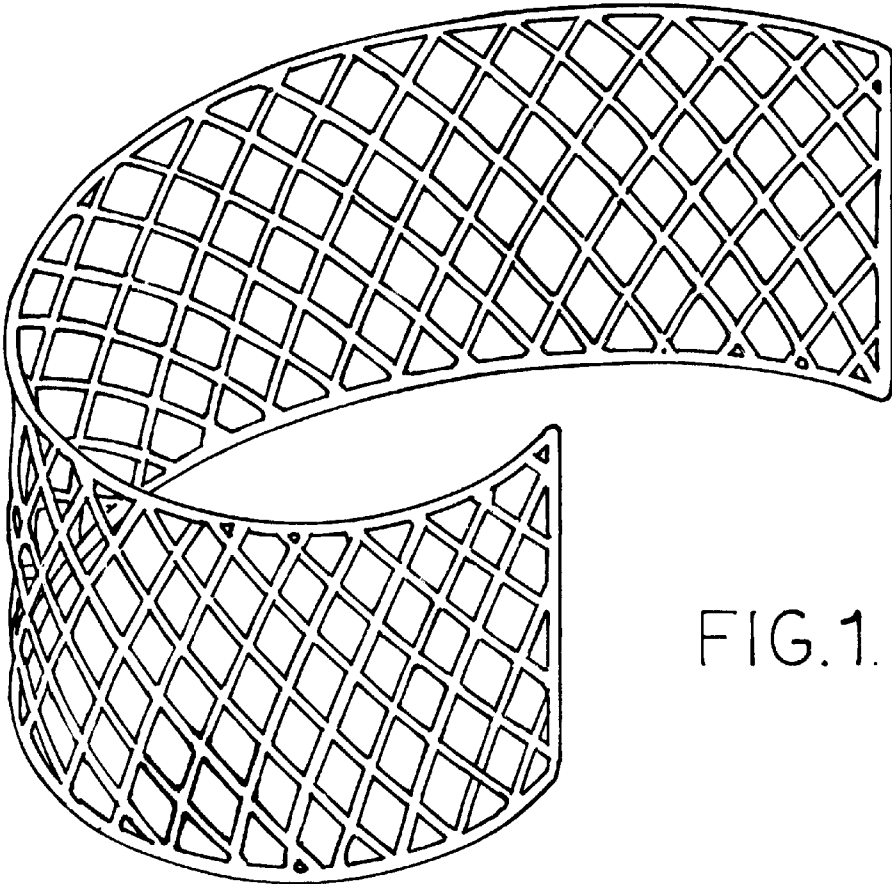


FIG. 1.

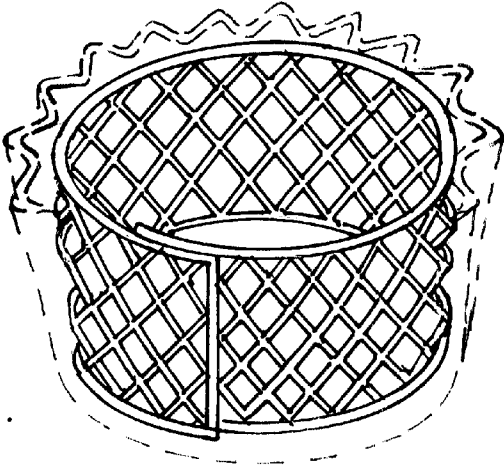


FIG. 5.

FIG. 2.




FIG. 3.



FIG. 4.

