

[54] INDUSTRIAL ROBOT

[75] Inventors: Masato Shibayama, Sayama; Yutaka Imaizumi, Yaizu; Housei Higashi, Shimizu, all of Japan

[73] Assignee: Hitachi, Ltd., Tokyo, Japan

[\*\*] Term: 14 Years

[21] Appl. No.: 704,722

[22] Filed: Feb. 25, 1985

[30] Foreign Application Priority Data

Sep. 19, 1984 [JP] Japan ..... 59-38543

[52] U.S. Cl. .... D15/199; D15/122

[58] Field of Search ..... D15/122, 199; 414/749, 414/750, 751, 752, 753, 737

[56] References Cited

U.S. PATENT DOCUMENTS

D. 287,135 12/1986 Nagatani ..... D15/199

4,208,619	6/1980	Delebecque .....	414/749
4,274,801	6/1981	Herb et al. ....	414/751
4,557,657	12/1985	Olson et al. ....	414/749
4,566,726	1/1986	Correnti et al. ....	414/737
4,571,149	2/1986	Soroka et al. ....	414/750
4,583,909	4/1986	Yamashita et al. ....	414/749

Primary Examiner—B. J. Bullock  
Attorney, Agent, or Firm—Antonelli, Terry & Wands

[57] CLAIM

The ornamental design for an industrial robot, as shown.

DESCRIPTION

FIG. 1 is a front, top and left side perspective view of an industrial robot showing our new design; FIG. 2 is a left side elevational view thereof; FIG. 3 is a right side elevational view thereof; FIG. 4 is a front elevational view thereof; FIG. 5 is a top plan view thereof; FIG. 6 is a bottom plan view thereof; FIG. 7 is a rear elevational view thereof.

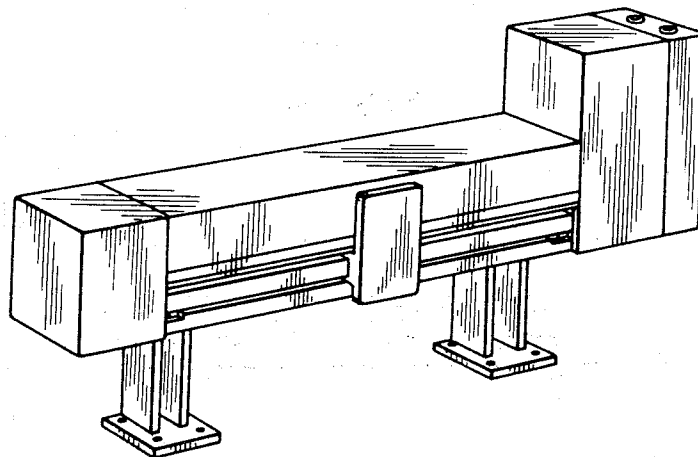


FIG. 1

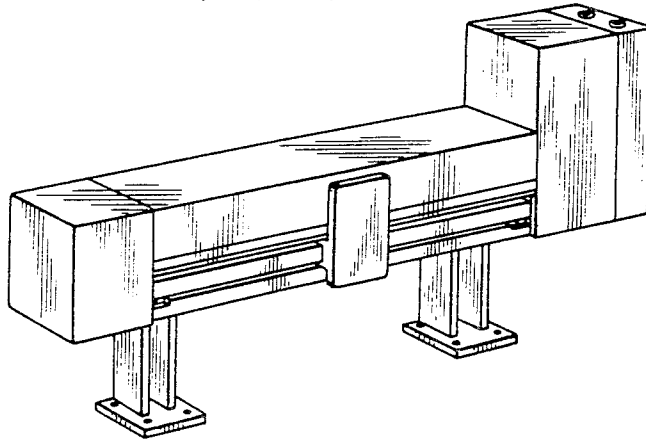


FIG. 2




FIG. 3




FIG. 4

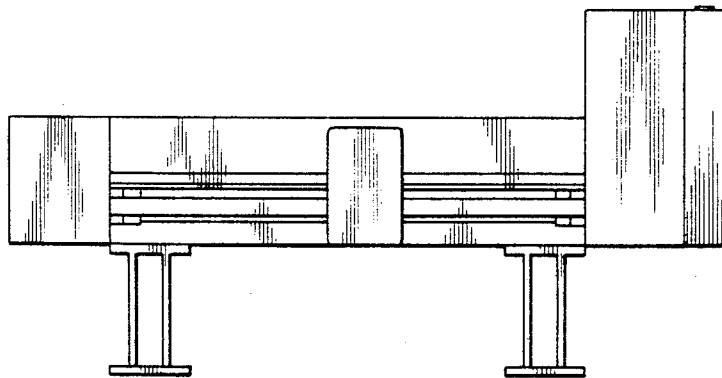


FIG. 5




FIG. 6




FIG. 7

